

# STEVENS CREEK QUARRY

## CALIFORNIA SURFACE MINING & RECLAMATION ACT **FINANCIAL ASSURANCE COST ESTIMATE**

*CA Mine ID # 91-43-0007*

**JULY** | 2015

### **Lead Agency**

Santa Clara County, Planning Office  
County Government Center, 70 West Hedding Street, San Jose, CA 95110

### **Operator**

Stevens Creek Quarry, Inc.  
12100 Stevens Canyon Road, Cupertino, CA 95014

### **Preparer**

Benchmark Resources  
2515 East Bidwell Street, Folsom, CA 95630

# TABLE OF CONTENTS

---

## **INTRODUCTION**

## **FIGURES**

- Figure 1      Reclamation Plan
- Figure 2      Grading Areas
- Figure 3      Revegetation Areas

## **RECLAMATION CALCULATIONS AND COST SUMMARY**

## **REFERENCES AND RESOURCES**

## **APPENDICES**

- Appendix A    General Prevailing Wage Determinations
- Appendix B    Labor Surcharge and Equipment Rental Rates
- Appendix C    Seed and Equipment Costs
- Appendix D    Quote for Demolition and Removal of Sand and Gravel Processing Equipment

# INTRODUCTION

---

This Financial Assurance Cost Estimate (FACE) is prepared in accordance with the California Surface Mining and Reclamation Act (SMARA) requirements for provision of financial assurance to ensure reclamation is performed in accordance with the approved reclamation plan (PRC § 2773.1(a)). FACEs typically address the existing conditions and planned activities over the next approximate year (as specified in PRC § 2773.3), based on the reclamation goals and activities provided in a reclamation plan approved in 1983, as amended by Santa Clara County's approval of the Stevens Creek Quarry Reclamation Plan Amendment as discussed below.

Santa Clara County approved the Stevens Creek Quarry Reclamation Plan Amendment in May 2009. The Amendment added approximately 12 acres to the Reclamation Plan to encompass areas east and west of Parcel B, provided an updated slope stability analysis, planned for quarry backfill and final fill slope requirements, and revised the revegetation palette. The approved plan is shown in Figure 1, "Reclamation Plan." As discussed above, FACEs are required to cover existing disturbance as well as planned disturbance over the next year such that the quarry could be reclaimed from its existing condition to the reclamation standards in the approved plan.

## **CURRENT STATUS**

Stevens Creek Quarry has been in operation for over 50 years. The quarry configuration and surrounding surface disturbance are well established and have remained virtually unchanged for decades, as the materials are mined from increasing depths within the quarry. Substantial fill has also been stockpiled for completion of fill slopes.

## **RECLAMATION GOALS AND SURFACE TREATMENT**

In accordance with the approved Reclamation Plan, reclamation will leave the site in a stabilized open space condition. Soils are generally lacking due to the long history of pre-SMARA surface disturbance where no stockpiling of soils occurred, however, fill materials would serve as acceptable surfaces for revegetation. Reclamation tasks would involve removal of mining equipment, surface grading, seeding for erosion control, and planting of container plants. Specific areas and acreages are described below.

### **Quarry**

Final excavation grades have not been reached in any of the quarry areas. Active slopes have been mined in a conventional hard rock configuration with

highwalls, some overall slopes (i.e., the west slope) appear to meet the average grades of the approved plan, while others (i.e., the east slope and north slope) are steeper than the final planned grade and would require cut or fill to meet final grade. The costs to reconfigure these highwall slopes by cut and fill is included within the estimate. Grading required to convert the current condition to a reclaimed condition is shown in Figure 2, "Grading Areas."

### **Revegetation**

Revegetation at this site is aimed at controlling erosion as an open space site until such future time that the site is developed for subsequent land uses. A native vegetation mix would be used over all surfaces to be reclaimed (currently approximately 100 acres). Clusters of trees would also be planted on slopes. Revegetation areas under current conditions are shown in Figure 3, "Revegetation Areas."

### **Structures and Equipment**

Structures and equipment at the quarry are very limited. A primary crusher is in place within the quarry, as well as its system of screens and conveyors. The system is mobile and readily disassembled for removal and sale. The estimate includes costs for removal of the crushing unit, and disposal of concrete in the recycling area.

## **SECOND USE STRUCTURES**

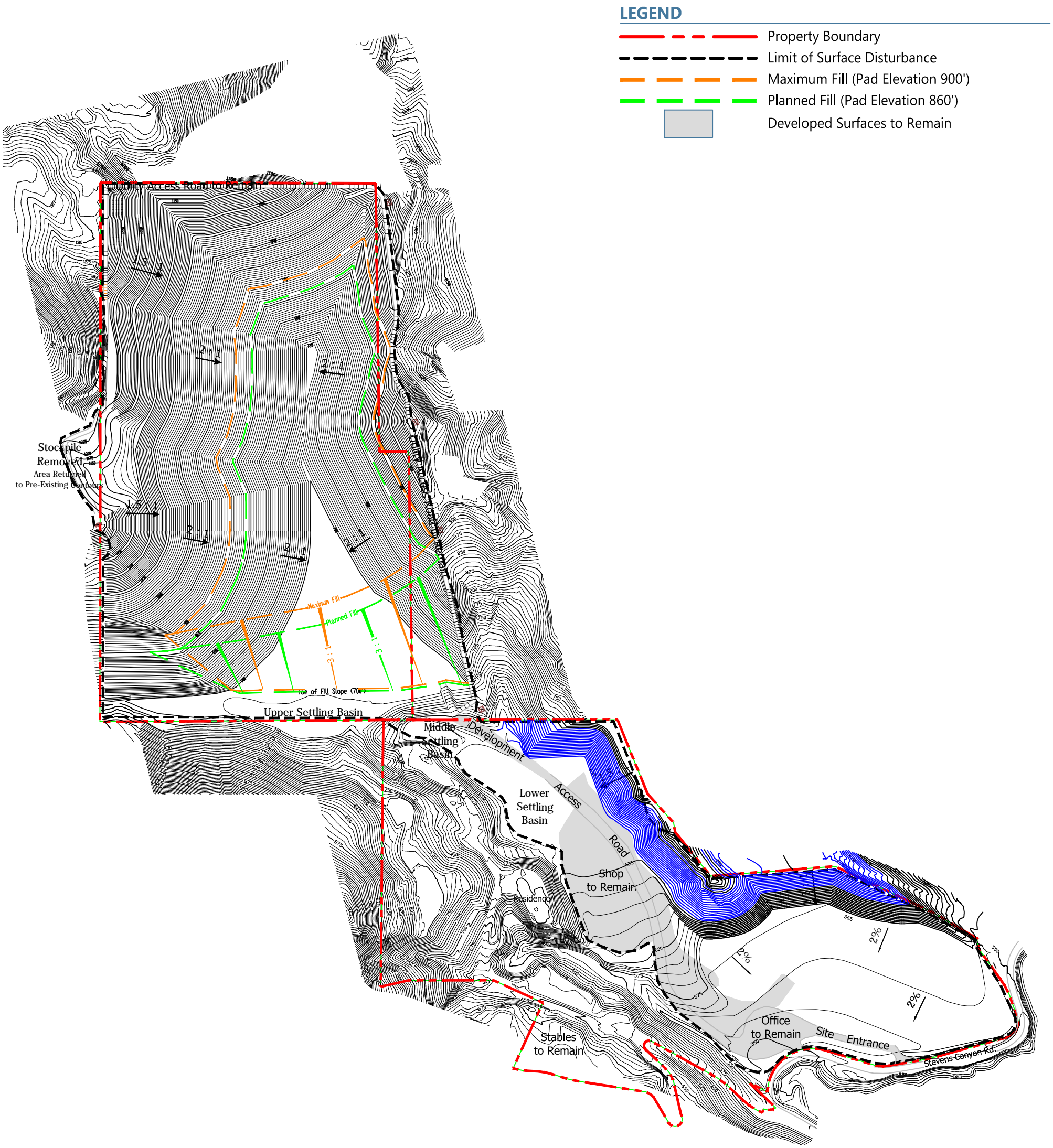
As shown in the approved plan (Figure 1), certain developed surfaces and structure improvements are to remain for second land uses. Parcel A contains administrative offices, maintenance shops, and related structures. The structures and related paved surfaces would therefore remain following reclamation.

## **COST ESTIMATING**

Financial Assurance Cost Estimate calculations are contained in the following section of this report. The format and calculations follow the State Mining and Geology Board's *Financial Assurance Guidelines*. Equipment rates used are based on the California Department of Transportation Division of Construction *Labor Surcharge and Equipment Rental Rates*. Equipment usage and efficiency are based on the *Caterpillar Performance Handbook*. Acreages for grading and revegetation surface treatment reflect the most current available data.

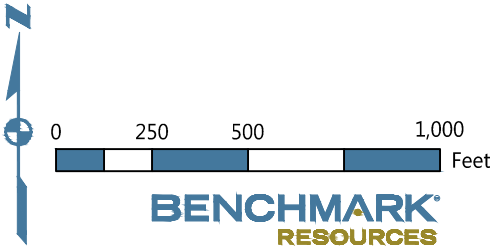


## FIGURES

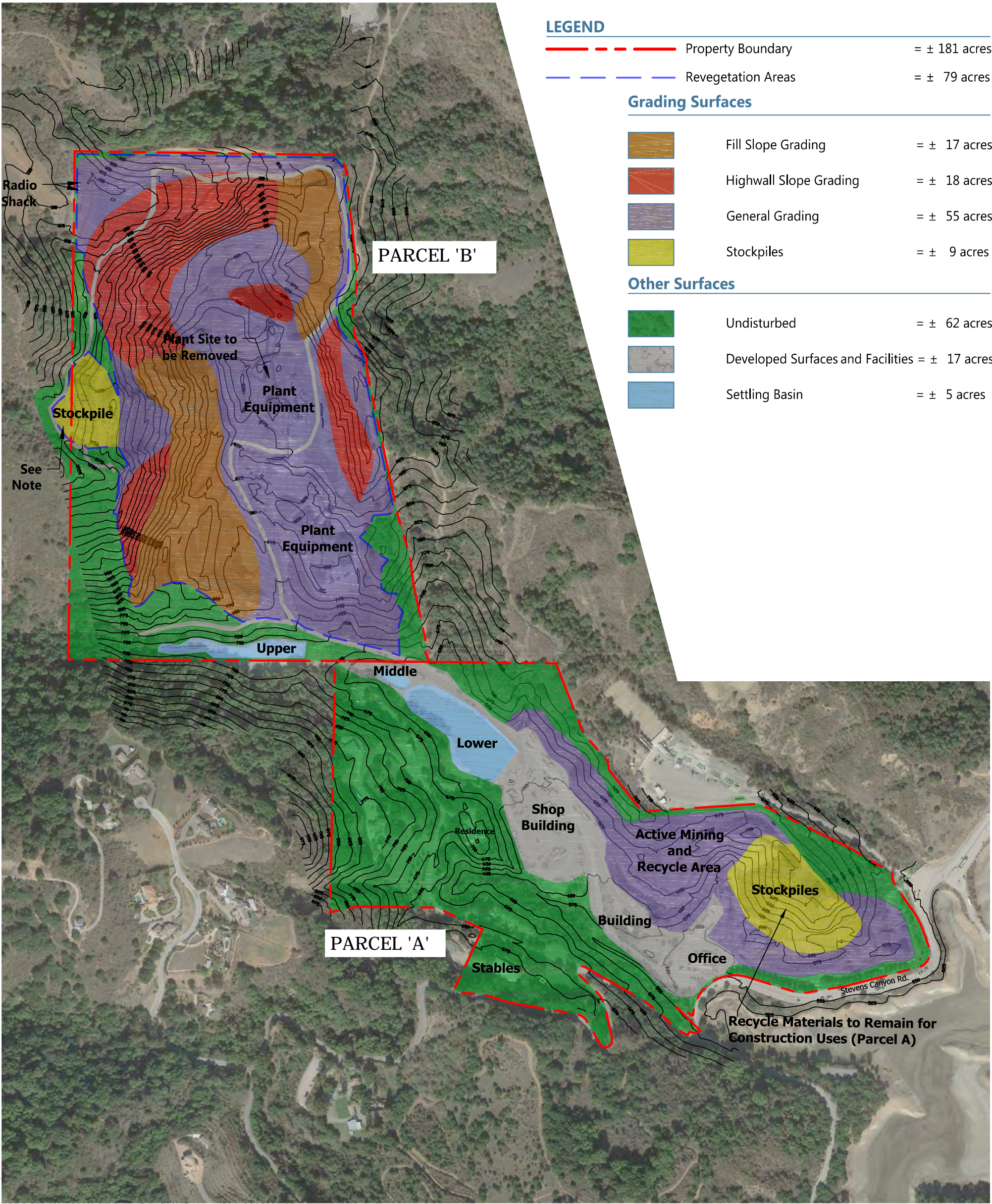


Rev 2, 2015-07-21

TOPOGRAPHY SOURCE: Stevens Creek Quarry  
CONTOUR INTERVAL: 5'-0"  
All facilities and configurations approximate only. In particular, surface disturbance boundaries are not expected to be identical to those depicted, although total acreage to be disturbed and reclaimed should be similar to depicted. While this plan reflects best available data, development may vary due to actual geologic conditions encountered, engineering and other considerations. Depending on availability, fill may continue to be imported and placed to the indicated elevations. See text of reclamation plan for full description.



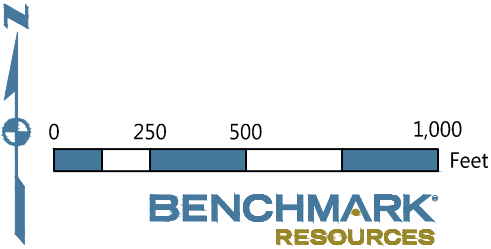




Rev 2, 2015-07-21

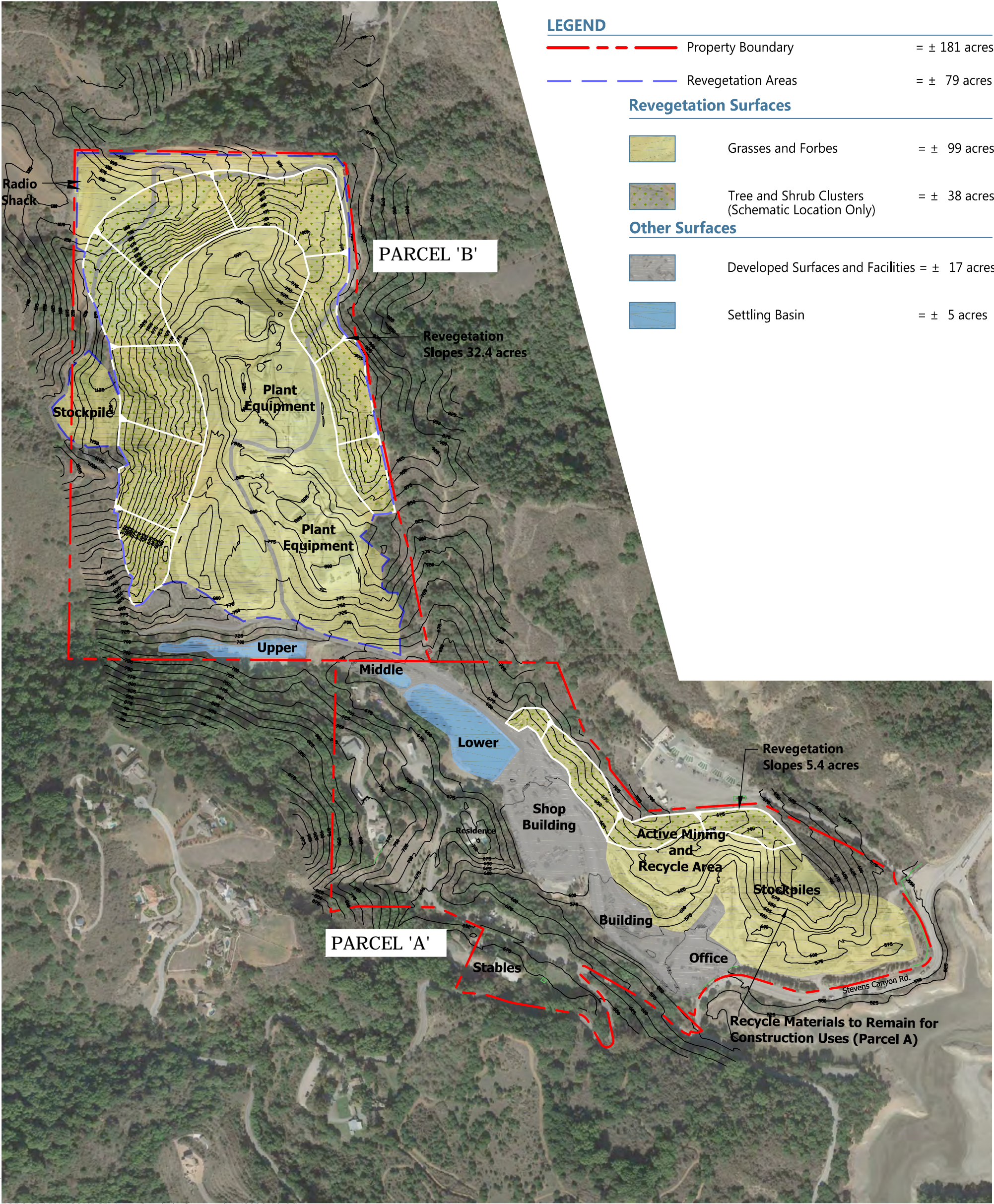
TOPOGRAPHY SOURCE: Aero-Geodetic Corporation (2006-10-26)  
CONTOUR INTERVAL: 25'-0"  
AERIAL IMAGE SOURCE: Google Earth Pro (2014-02-23)

NOTE: Western offsite encroachment received prior consent and is addressed in prior documentation. Financial Assurance incorporates these lands, located on property owned by Lehigh Southwest Cement.

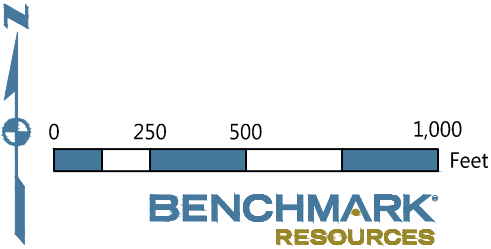


**Grading Areas**  
STEVENS CREEK QUARRY - 2015 FACE  
**Figure 2**





Rev 1, 2015-07-21  
TOPOGRAPHY SOURCE: Aero-Geodetic Corporation (2006-10-26)  
CONTOUR INTERVAL: 25'-0"  
AERIAL IMAGE SOURCE: Google Earth Pro (2014-02-23)



**Revegetation Areas**  
STEVENS CREEK QUARRY - 2015 FACE  
**Figure 3**



## RECLAMATION CALCULATIONS AND COST SUMMARY

---

**RECLAMATION OBJECTIVE: OPEN SPACE****1.0 PRIMARY RECLAMATION ACTIVITIES**

---

**TASK 1.1 - GENERAL GRADING (UPPER SLOPES, QUARRY FLOOR, AND STOCKPILE AREAS)****Method:**

Approximately 55-acres of quarry floor. See Figure 2.

**Miscellaneous Information:**

Caterpillar D8R Dozer with a 14' blade (2-ft overlap); Avg. Speed: 2.5 mph; 50 minute hour; Production Rate: 3.0 acres/hr.

**A. Equipment List**

Equipment	Quantity	\$/Hour	Total Hours	Cost (\$)
Caterpillar D8R Dozer	1	\$201.72	19	\$3,832.68
Water Truck	1	\$63.97	19	\$1,215.43
Total Equipment Cost for this Task:				<u>\$5,048.11</u>

**B. Labor List**

Labor	Quantity	\$/Hour	Total Hours	Cost (\$)
Operating Engineer	1	\$63.91	19	\$1,214.29
Truck Driver	1	\$53.37	19	\$1,014.03
Total Labor Cost for this Task:				<u>\$2,228.32</u>

**C. Materials List**

Item	Quantity	\$/Unit	Cost (\$)
N/A	0	\$0.00	\$0.00
Total Material Cost for this Task:			<u>\$0.00</u>

**D. Direct Cost for this Task**

Equipment Cost + Labor Cost + Materials Cost: \$7,276.43

## TASK 1.2 - MOVE STOCKPILED FILL AGAINST ACTIVE QUARRY SLOPES (QUARRY HIGHWALL) TO MEET FINAL RECLAMATION SLOPE ANGLE(S)

### Method:

Caterpillar 637D push-pull scrapers will be used to load and haul fill material from the southwest portion of Parcel B to the quarry slopes in the northwest portion of Parcel B. Caterpillar D8R dozer will contour cut slopes to rough grade at 1.5:1; fill slopes at 2:1.

### Miscellaneous Information:

Approximately 1,451,885 cubic yards of fill material (from southwest portion of Parcel B), average haul length 800 feet. Two Caterpillar 637D Push-Pull Scrapers, production rate of 1,250 cubic yards per hour (working together). Caterpillar D8R Dozer to finish contour slopes and compact (approximately 240,000 cubic yards): Production Rate: 250 cu. yds./hr.

### A. Equipment List

Equipment	Quantity	\$/Hour	Total Hours	Cost (\$)
Caterpillar 637D Push-Pull Scraper	2	\$366.01	1162	\$850,607.24
Caterpillar D8R Dozer	1	\$201.72	960	\$193,651.20
Water Truck	1	\$63.97	1162	\$74,333.14
Total Equipment Cost for this Task:				<u>\$1,118,591.58</u>

### B. Labor List

Labor	Quantity	\$/Hour	Total Hours	Cost (\$)
Operating Engineer	1	\$63.91	960	\$61,353.60
Operating Engineer	2	\$63.91	1162	\$148,526.84
Truck Driver	1	\$53.37	1162	\$62,015.94
Total Labor Cost for this Task:				<u>\$271,896.38</u>

### C. Materials List

Item	Quantity	\$/Unit	Cost (\$)
N/A	0	\$0.00	\$0.00
Total Material Cost for this Task:			<u>\$0.00</u>

### D. Direct Cost for this Task

Equipment Cost + Labor Cost + Materials Cost: \$1,390,487.96

**TASK 1.3 - WEST SLOPE TEMPORARY FILL****Method:**

Remove approximately 46,000 cu. yds. of temporary fill by dozing onto lower slopes.

**Miscellaneous Information:**

Caterpillar D8R Dozer with a 14' blade (2 ft overlap); Production rate: 250 cu. yds/hr. (Avg. Dist: 50 feet; Operator: avg; Material: varies; Efficiency: 50 min. hr.).

**A. Equipment List**

Equipment	Quantity	\$/Hour	Total Hours	Cost (\$)
Caterpillar D8R Dozer	1	\$201.72	184	\$37,116.48
Total Equipment Cost for this Task:				<u>\$37,116.48</u>

**B. Labor List**

Labor	Quantity	\$/Hour	Total Hours	Cost (\$)
Operating Engineer	1	\$63.91	184	\$11,759.44
Total Labor Cost for this Task:				<u>\$11,759.44</u>

**C. Materials List**

Item	Quantity	\$/Unit	Cost (\$)
N/A	0	\$0.00	\$0.00
Total Material Cost for this Task:			<u>\$0.00</u>

**D. Direct Cost for this Task**

Equipment Cost + Labor Cost + Materials Cost: \$48,875.92



## 2.0 REVEGETATION

### TASK 2.1 - REVEGETATE

#### Methods:

Quarry slopes and floor revegetated for erosion control, plus container trees for aesthetics. Quarry floor surfaces revegetated for erosion control, pending establishment of subsequent land uses. Straw mulch and hydroseeded disturbed surfaces (100 acres, see Figure 3).

#### Miscellaneous Information:

100 Acres. ATV with broadcast seeder. Seed path: 10-20 feet; average speed 2.5 mph; production rate: 5.5 acres per hour. Assume follow-up seeding (year 2) will be required on 10% (10 acres) of site. Tree number based on 20' centers planted in clusters. Labor: 0.25/hr./unit. See Appendix C, "Seed and Equipment Costs."

#### A. Equipment List

Equipment	Quantity	Base Purchase Price	Cost (\$)
ATV Purchase	1	\$10,000.00	\$10,000.00
Broadcast Seed Spreader Purchase	1	\$300.00	\$300.00
Total Equipment Cost for this Task:			<u>\$10,300.00</u>

#### B. Labor List

Labor	Quantity	\$/Hour	Total Hours	Cost (\$)
Landscape Laborer (Tree Planting)	1	\$41.03	274	\$11,242.22
Landscape Laborer (Seeding) Year 1	1	\$41.03	18	\$738.54
Landscape Laborer (Seeding) Year 2	1	\$41.03	2	\$82.06
Total Labor Cost for this Task:				<u>\$12,062.82</u>

#### C. Materials List

Materials	Acres	\$/Acre	Cost (\$)
Trees * (100 trees per acres)	38	\$400.00	\$15,200.00
Seed ** Year 1	100	\$2,308.00	\$230,800.00
Seed ** Year 2	10	\$2,308.00	\$23,080.00
Straw	100	\$100.00	\$10,000.00
Total Material Cost for this Task:			<u>\$279,080.00</u>

\* Tree density based on 20' centers = 108 trees/acre. 38 acres of slopes with tree clusters. Approximately trees to be planted.

\*\* See based on approved seed mix at 80 pounds/acre.

#### D. Direct Cost for this Task

Equipment Cost + Labor Cost + Materials Cost: \$301,442.82

### 3.0 PLANT STRUCTURES AND EQUIPMENT REMOVAL

#### TASK 3.1 - DISMANTLE AND TRANSPORT CRUSHING EQUIPMENT OFF-SITE

**Method:**

Remove crusher, screens, and conveyor system. Disassemble equipment for sale or scrap. Break concrete and dispose. Cost based on third party estimate completed July 2015. See Appendix D, "Quote for Demolition and Removal of Sand and Gravel Processing Equipment."

**Miscellaneous Information:**

N/A

**A. Demolition Costs**

Item	Cost (\$)
Scrap Plant	\$42,500.00
Equipment Removal	\$75,000.00
Concrete Demolition	\$18,750.00
Concrete Recycle Plant Removal	\$30,000.00
<b>Total Demolition Cost:</b>	<b>\$166,250.00</b>

**B. Salvage Values**

Material	Cost (\$)
Machine Value	-\$425,000.00
Scrap Value	-\$56,000.00
Concrete Plant	-\$250,000.00
Metal Value	-\$28,000.00
<b>Total Salvage Value:</b>	<b>-\$759,000.00</b>
<b>Demolition Cost + Salvage Value:</b>	<b>-\$592,750.00</b>

**D. Direct Cost for this Task**

Demolition Cost - Salvage Value equals less than 0, so cost is 0: \$0.00

## 4.0 MISCELLANEOUS COSTS

### TASK 4.1 - MAINTAIN SEDIMENT PONDS AND ASSOCIATED DRAINAGE FACILITIES UNTIL SITE IS ADEQUATELY REVEGETATED TO CONTROL EROSION

**Method:**

Remove accumulated sediment. Assume 2,000 cubic yards accumulated annually. Two years maintenance.

**Miscellaneous Information:**

Caterpillar 330 Excavator mucking sediment from ponds at 150 cubic yards/hour.

**A. Equipment List**

Equipment	Quantity	\$/hour	hours	Cost (\$)
Caterpillar 330 Excavator w/2.9 cy bucket	1	\$148.88	27	\$4,019.76

Total Equipment Cost for this Task: \$4,019.76

**B. Labor List**

Labor	Quantity	\$/Hour	Total Hours	Cost (\$)
Operating Engineer	1	\$63.91	27	\$1,725.57

Total Labor Cost for this Task: \$1,725.57

**C. Materials List**

Item	Quantity	\$/Unit	Cost (\$)
Haybales	140	\$8.00	\$1,120.00

Total Material Cost for this Task: \$1,120.00

**D. Direct Cost for this Task**

Equipment Cost + Labor Cost + Materials Cost: \$6,865.33

## TASK 4.2 - INVASIVE SPECIES PREVENTION AND WEED CONTROL

### Method:

Control invasive weeds if they inhibit revegetation planting. Transline herbicide is a selective broadleaf herbicide. Application in spring for two years weed mitigation. Assumes 100% cover in year 1, 50% in year 2 follow-up.

### Miscellaneous Information:

Transline herbicide with application rate of 1/4 pint/acre. Path width 10" average speed 2.5 mph; production rate 5.5 acres/hour. Application spraying for two years weed mitigation. Assume 100% coverage over 100 acre revegetation area for 1st year, 50% for second year. ATV purchase price included in Task 2.1.

### A. Equipment List

Equipment	Quantity	\$/Hour	Total Hours	Cost (\$)
ATV ( <i>See base purchase price under Task 2.1</i> )				\$0.00
Total Equipment Cost for this Task:				<u>\$0.00</u>

### B. Labor List

Labor Category	Quantity	\$/Hour	Total Hours	Cost (\$)
ATV Driver	1	\$53.37	27	\$1,440.99
Total Labor Cost for this Task:				<u>\$1,440.99</u>

### C. Materials List

Item	Quantity	\$/unit	Cost (\$)
Transline Herbicide (gallons)	3	\$260.00	\$780.00
40 Gallon Tractor Mounted Sprayer	1	\$1,000.00	\$1,000.00
Total Material Cost for this Task:			<u>\$1,780.00</u>

### D. Direct Cost for this Task

Equipment Cost + Labor Cost + Materials Cost: \$3,220.99

## 5.0 MONITORING

---

### TASK 5.1 - MONITORING

**Method:**

Monitor for revegetation, slope stability, erosion control, final grading, to meet plan requirements.

**Calculation Basis and Other Miscellaneous Information:**

Revegetation monitoring: based on \$80/hour, two days on site analysis, 2 days of data analysis and report with two visits per year. Geotechnical monitoring: \$200/ hour, one days on site analysis, two days data analysis and report.

**A. Monitoring**

Monitoring Task	\$/Visit	Visits/Year	Years	Cost (\$)
Revegetation Monitoring	\$2,560.00	1	2	\$5,120.00
Geotechnical Monitoring	\$4,800.00	1	2	\$9,600.00
Total Monitoring Cost for this Task:				<u>\$14,720.00</u>

**B. Direct Cost for this Task**

**Total Monitoring Costs:** \$14,720.00

## 6.0 SUMMARY OF COST

---

### Direct Costs:

1.0 Primary Reclamation Activities Costs	\$1,446,640.31
2.0 Revegetation Costs	\$301,442.82
3.0 Plant Structures and Equipment Removal Costs	\$0.00
4.0 Miscellaneous Costs	\$10,086.32
5.0 Monitoring Costs	\$14,720.00
<b>Total of Direct Costs</b>	<b>\$1,772,889.45</b>

### Indirect Costs:

Supervision (5% of Direct Costs)	\$88,644.47
Profit/Overhead (10%)	\$177,288.95
Contingencies (7%)	\$124,102.26
Mobilization (3%)	\$53,186.68
<b>Total of Indirect Costs</b>	<b>\$443,222.36</b>
<b>Total of Direct and Indirect Costs</b>	<b>\$2,216,111.81</b>

Lead Agency Administrative Cost (5% of Direct Costs)	\$88,644.47
--	-------------

**TOTAL ESTIMATED COST FOR RECLAMATION: \$2,304,756.29**

## REFERENCES AND RESOURCES

---

## REFERENCES AND RESOURCES

---

Caterpillar. 2011 (January). *Caterpillar Performance Handbook*. Edition 41. Peoria, IL.

California Department of Transportation. 2015. *Labor Surcharge and Equipment Rental Rates (Updated)*. Effective April 1, 2015 through March 31, 2016. Division of Construction, Sacramento, CA.

California Division of Labor Statistics and Research. 2015. *General Prevailing Wage Determinations: 2015-1 Journeyman Determinations, Northern California Basic Trade Journeyman Rates*. Available: <http://www.dir.ca.gov/DLSR/PWD/Northern.html>.

SMGB. See State Mining and Geology Board.

State Mining and Geology Board. 2004 (July 23). *Surface Mining and Reclamation Act Financial Assurance Guidelines*. Sacramento, CA.



## APPENDICES

## APPENDIX A

### GENERAL PREVAILING WAGE DETERMINATIONS



[Home](#)
[Labor Law](#)
[Cal/OSHA - Safety & Health](#)
[Workers' Comp](#)
[Self Insurance](#)
[Apprenticeship](#)
[Director's Office](#)
[Boards](#)

[Press Room](#) | 
 [Contact DIR](#) | 
 [CA.gov](#)

Search

This Site

California



Office of Policy, Research, and Legislation (OPRL)

Director's Office of Policy,  
Research and Legislation (OPRL)

## Index 2015-1 Northern California basic trade journeyman rates

General prevailing wage determinations  
made by the director of industrial relations

Pursuant to California Labor Code part 7,  
chapter 1, article 2, sections 1770, 1773, and 1773.1

[Download](#) all Northern California basic trade determinations (pages 33-58A)

Page	Determination	Holidays, scope of work, travel & subsistence	Predetermined increase
33	Asbestos Worker, Heat and Frost Insulator (h)	Select One ▼	Increase
52B	Asbestos Removal Worker (Laborer)	Select One ▼	Increase
54	Building/Construction Inspector and Field Soils and Material Tester+	Select One ▼	No increase
34	Carpenter +	Select One ▼	Increase
53	Cement Mason +	Select One ▼	Increase
43	Dredger (Operating Engineer) +	Select One ▼	Increase
35	Drywall Installer/Lather (Carpenter)	Select One ▼	Increase
38	Elevator Constructor	Select One ▼	Increase
49	Laborer +	Select One ▼	Increase
57	Landscape Maintenance Laborer	Select One ▼	No increase *
46	Light Fixture Maintenance	Select One ▼	No increase *
34F	Modular Furniture Installer (Carpenter)	Select One ▼	Increase
39	Operating Engineer (Heavy and Highway Work) +	Select One ▼	Increase
40A	Operating Engineer (Building Construction) +	Select One ▼	Increase
42	Operating Engineer (Landscape Construction) +	Select One ▼	Increase
52	Parking and Highway Improvement Painter	Select One ▼	No increase *
36	Pile Driver (Carpenter)	Select One ▼	Increase
47	Pile Driver (Operating Engineer - Heavy and Highway Work) +	Select One ▼	Increase
47A	Pile Driver (Operating Engineer - Building Construction) +		Increase

### Quick Links

[Alternative workweek](#)  
[Consumer Price Index](#)  
[Prevailing wage determinations](#)  
[Labor compliance](#)  
[Public Works](#)  
[Fatality statistics](#)

### External Resources

[California Labor and Workforce Development Agency](#)  
[Federal Bureau of Labor Statistics](#)  
[Employment Development Department](#)

### About Labor Research and Statistics Office

[Contact Us](#)

[OPRL Home](#)

		Select One ▼	
52A	Slurry Seal Worker (i)	Select One ▼	No increase *
45	Steel Erector and Fabricator (Operating Engineer - Heavy and Highway Work) +	Select One ▼	Increase
40B	Steel Erector and Fabricator (Operating Engineer - Building Construction) +	Select One ▼	Increase
55	Teamster +	Select One ▼	Increase
44-44A	Traffic Control/Lane Closure (Laborer) and Parking and Highway Improvement Painter (Laborer)	Select One ▼	Increase
51	Tunnel Worker (Laborer) +	Select One ▼	Increase
58	Tunnel/Underground (Operating Engineer) +	Select One ▼	Increase

[Return to main table](#)

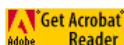
+ Includes shift pay determinations.

\* A single asterisk after the expiration date of a determination indicates that no increase is required for projects advertised while that determination is in effect. The determination remains in effect until it is canceled, modified, or superceded by a new determination by the Director of Industrial Relations. A new determination will become effective 10 days after it is issued. Contact the Office of the Director - Research Unit at (415) 703-4774 after 10 days from the expiration date, if no subsequent determination is issued.

h. Includes Mono County.

i. Excludes Fresno, Kings, and Tulare Counties.

To view the above current prevailing wage determinations, current predetermined increases, and the current holiday, advisory scope of work, and travel and subsistence provisions for each craft, you must first download a free copy of the Adobe Acrobat Reader available by clicking on the icon below:



### About DIR

Who we are

DIR Divisions, Boards & Commissions

Contact DIR

### Work with Us

Licensing, registrations, certifications & permits

Notification of activities

Public Records Act

### Learn More

Site Map

Frequently Asked Questions

Jobs at DIR

[Conditions of Use](#) :: [Privacy Policy](#) :: [Disclaimer](#) :: [Disability accommodation](#) :: [Site Help](#)

Copyright © 2015 State of California

GENERAL PREVAILING WAGE DETERMINATION MADE BY THE DIRECTOR OF INDUSTRIAL RELATIONS  
PURSUANT TO CALIFORNIA LABOR CODE PART 7, CHAPTER 1, ARTICLE 2, SECTIONS 1770, 1773 AND 1773.1

FOR COMMERCIAL BUILDING, HIGHWAY, HEAVY CONSTRUCTION AND DREDGING PROJECTS

**CRAFT: # OPERATING ENGINEER (HEAVY AND HIGHWAY WORK)**

**DETERMINATION:** NC-23-63-1-2015-1

**ISSUE DATE:** February 22, 2015

**EXPIRATION DATE OF DETERMINATION:** June 28, 2015\*\* The rate to be paid for work performed after this date has been determined. If work will extend past this date, the new rate must be paid and should be incorporated in contracts entered into now. Contact the Office of the Director – Research Unit for specific rates at (415) 703-4774.

**LOCALITY:** All localities within Alameda, Alpine, Amador, Butte, Calaveras, Colusa, Contra Costa, Del Norte, El Dorado, Fresno, Glenn, Humboldt, Kings, Lake, Lassen, Madera, Marin, Mariposa, Mendocino, Merced, Modoc, Monterey, Napa, Nevada, Placer, Plumas, Sacramento, San Benito, San Francisco, San Joaquin, San Mateo, Santa Clara, Santa Cruz, Shasta, Sierra, Siskiyou, Solano, Sonoma, Stanislaus, Sutter, Tehama, Trinity, Tulare, Tuolumne, Yolo, and Yuba counties.

Classification (Journey person)	Employer Payments							Hours <sup>1</sup>	Straight-Time		Overtime Hourly Rate			
	Basic Hourly Rate	Health and Welfare	Pension	Vacation and Holiday <sup>2</sup>	Training	Other Payments	Total Hourly Rate		Daily/ Saturday <sup>3</sup> 1 1/2X	Sunday and Holiday 2X				
Classification Group <sup>4</sup>	Area 1 <sup>5</sup>	Area 2 <sup>6</sup>							Area 1 <sup>5</sup>	Area 2 <sup>6</sup>	Area 1 <sup>5</sup>	Area 2 <sup>6</sup>	Area 1 <sup>5</sup>	Area 2 <sup>6</sup>
Group 1	\$39.85	\$41.85	\$13.03	\$10.15	\$3.86	\$0.67	\$0.74	8	\$68.30	\$70.30	\$88.23	\$91.23	\$108.15	\$112.15
Group 2	\$38.32	\$40.32	\$13.03	\$10.15	\$3.86	\$0.67	\$0.74	8	\$66.77	\$68.77	\$85.93	\$88.93	\$105.09	\$109.09
Group 3	\$36.84	\$38.84	\$13.03	\$10.15	\$3.86	\$0.67	\$0.74	8	\$65.29	\$67.29	\$83.71	\$86.71	\$102.13	\$106.13
Group 4	\$35.46	\$37.46	\$13.03	\$10.15	\$3.86	\$0.67	\$0.74	8	\$63.91	\$65.91	\$81.64	\$84.64	\$99.37	\$103.37
Group 5	\$34.19	\$36.19	\$13.03	\$10.15	\$3.86	\$0.67	\$0.74	8	\$62.64	\$64.64	\$79.74	\$82.74	\$96.83	\$100.83
Group 6	\$32.87	\$34.87	\$13.03	\$10.15	\$3.86	\$0.67	\$0.74	8	\$61.32	\$63.32	\$77.76	\$80.76	\$94.19	\$98.19
Group 7	\$31.73	\$33.73	\$13.03	\$10.15	\$3.86	\$0.67	\$0.74	8	\$60.18	\$62.18	\$76.05	\$79.05	\$91.91	\$95.91
Group 8	\$30.59	\$32.59	\$13.03	\$10.15	\$3.86	\$0.67	\$0.74	8	\$59.04	\$61.04	\$74.34	\$77.34	\$89.63	\$93.63
Group 8-A	\$28.38	\$30.38	\$13.03	\$10.15	\$3.86	\$0.67	\$0.74	8	\$56.83	\$58.83	\$71.02	\$74.02	\$85.21	\$89.21
Group 1-A	\$40.73	\$42.73	\$13.03	\$10.15	\$3.86	\$0.67	\$0.74	8	\$69.18	\$71.18	\$89.55	\$92.55	\$109.91	\$113.91
Truck Crane Assistant to Engineer	\$33.76	\$35.76	\$13.03	\$10.15	\$3.86	\$0.67	\$0.74	8	\$62.21	\$64.21	\$79.09	\$82.09	\$95.97	\$99.97
Assistant to Engineer	\$31.47	\$33.47	\$13.03	\$10.15	\$3.86	\$0.67	\$0.74	8	\$59.92	\$61.92	\$75.66	\$78.66	\$91.39	\$95.39
Group 2-A	\$38.97	\$40.97	\$13.03	\$10.15	\$3.86	\$0.67	\$0.74	8	\$67.42	\$69.42	\$86.91	\$89.91	\$106.39	\$110.39
Truck Crane Assistant to Engineer	\$33.50	\$35.50	\$13.03	\$10.15	\$3.86	\$0.67	\$0.74	8	\$61.95	\$63.95	\$78.70	\$81.70	\$95.45	\$99.45
Assistant to Engineer	\$31.26	\$33.26	\$13.03	\$10.15	\$3.86	\$0.67	\$0.74	8	\$59.71	\$61.71	\$75.34	\$78.34	\$90.97	\$94.97
Group 3-A	\$37.23	\$39.23	\$13.03	\$10.15	\$3.86	\$0.67	\$0.74	8	\$65.68	\$67.68	\$84.30	\$87.30	\$102.91	\$106.91
Truck Crane Assistant to Engineer	\$33.26	\$35.26	\$13.03	\$10.15	\$3.86	\$0.67	\$0.74	8	\$61.71	\$63.71	\$78.34	\$81.34	\$94.97	\$98.97
Hydraulic	\$32.87	\$34.87	\$13.03	\$10.15	\$3.86	\$0.67	\$0.74	8	\$61.32	\$63.32	\$77.76	\$80.76	\$94.19	\$98.19
Assistant to Engineer	\$30.98	\$32.98	\$13.03	\$10.15	\$3.86	\$0.67	\$0.74	8	\$59.43	\$61.43	\$74.92	\$77.92	\$90.41	\$94.41
Group 4-A	\$34.19	\$36.19	\$13.03	\$10.15	\$3.86	\$0.67	\$0.74	8	\$62.64	\$64.64	\$79.74	\$82.74	\$96.83	\$100.83

# Indicates an apprenticeable craft. The current apprentice wage rates are available on the Internet at <http://www.dir.ca.gov/OPRL/PWAppWage/PWAppWageStart.asp>. To obtain any apprentice wage rates as of July 1, 2008 and prior to September 27, 2012, please contact the Division of Apprenticeship Standards or refer to the Division of Apprenticeship Standards' website at <http://www.dir.ca.gov/das/das.html>.

<sup>4</sup> For classifications within each group, see pages 39B-40.

<sup>5</sup> **AREA 1** - Alameda, Butte, Contra Costa, Kings, Marin, Merced, Napa, Sacramento, San Benito, San Francisco, San Joaquin, San Mateo, Santa Clara, Santa Cruz, Solano, Stanislaus, Sutter, Yolo and Yuba counties; and portions of Alpine, Amador, Calaveras, Colusa, Del Norte, El Dorado, Fresno, Glenn, Humboldt, Lake, Lassen, Madera, Mariposa, Mendocino, Monterey, Nevada, Placer, Plumas, Shasta, Sierra, Siskiyou, Sonoma, Tehama, Tulare, Tuolumne and Trinity counties.

<sup>6</sup> **AREA 2** - Modoc, and portions of Alpine, Amador, Calaveras, Colusa, Del Norte, El Dorado, Fresno, Glenn, Humboldt, Lake, Lassen, Madera, Mariposa, Mendocino, Monterey, Nevada, Placer, Plumas, Shasta, Sierra, Siskiyou, Sonoma, Tehama, Tulare, Tuolumne and Trinity counties. (Portions of counties falling in each area detailed on page 41).

<sup>3</sup> Saturday in the same work week may be worked at straight-time if a job is shut down during the normal work week due to inclement weather.

<sup>2</sup> Includes an amount for supplemental dues.

<sup>1</sup> When three shifts are employed for five (5) or more consecutive days, seven and one-half (7 1/2) consecutive hours (exclusive of meal period), shall constitute a day of work, for which eight (8) times the straight time hourly rate shall be paid at the non-shift wage rate for the second shift. The third shift shall be seven (7) hours of work for eight (8) hours of pay at the non-shift wage rate.

**NOTE:** For Special Single and Second Shift rates, please see page 39A.

**RECOGNIZED HOLIDAYS:** Holidays upon which the general prevailing hourly wage rate for Holiday work shall be paid, shall be all holidays in the collective bargaining agreement, applicable to the particular craft, classification, or type of worker employed on the project, which is on file with the Director of Industrial Relations. If the prevailing rate is not based on a collectively bargained rate, the holidays upon which the prevailing rate shall be paid shall be as provided in Section 6700 of the Government Code. You may obtain the holiday provisions for the current determinations on the Internet at <http://www.dir.ca.gov/OPRL/PWD>. Holiday provisions for current or superseded determinations may be obtained by contacting the Office of the Director – Research Unit at (415) 703-4774.

**TRAVEL AND/OR SUBSISTENCE PAYMENT:** In accordance with Labor Code Sections 1773.1 and 1773.9, contractors shall make travel and/or subsistence payments to each worker to execute the work. You may obtain the travel and/or subsistence provisions for the current determinations on the Internet at <http://www.dir.ca.gov/OPRL/PWD>. Travel and/or subsistence requirements for current or superseded determinations may be obtained by contacting the Office of the Director – Research Unit at (415) 703-4774.

**DETERMINATION: NC-23-63-1-2015-1****CLASSIFICATIONS****GROUP 1**

Drill Equipment, over 200,000 lbs  
Operator of Helicopter (when used in erection work)  
Hydraulic Excavator 7 cu yds and over  
Power Shovels, over 7 cu yds

**GROUP 2**

Highline Cableway  
Hydraulic Excavator 3 1/2 cu yds up to 7 cu yds  
Licensed Construction Work Boat Operator, On Site  
Microtunneling Machine  
Power Blade Operator (finish)  
Power Shovels, (over 1 cu yd and up to and including 7 cu yds m.r.c.)

**GROUP 3**

Asphalt Milling Machine  
Cable Backhoe  
Combination Backhoe and Loader over 3/4 cu yds  
Continuous Flight Tie Back Machine  
Crane Mounted Continuous Flight Tie Back Machine, tonnage to apply  
Crane Mounted Drill Attachments, Tonnage to apply  
Dozer, Slope Board  
Drill Equipment, over 100,000 lbs up to and including 200,000 lbs  
Gradall  
Hydraulic Excavator up to 3 1/2 cu yds  
Loader 4 cu yds and over  
Long Reach Excavator  
Multiple Engine Scrapers (when used as push pull)  
Power Shovels, up to and including 1 cu yd  
Pre-Stress Wire Wrapping machine  
Side Boom Cat, 572 or larger  
Track Loader 4 cu yds and over  
Wheel Excavator (up to and including 750 cu yds per hour)

**GROUP 4**

Asphalt Plant Engineer/Boxman  
Chicago Boom  
Combination Backhoe and Loader up to and including 3/4 cu yds  
Concrete Batch Plants (wet or dry)  
Dozer and/or Push Cat  
Drill Equipment, over 50,000 lbs up to and including 100,000 lbs  
Pull-Type Elevating Loader  
Gradesetter, Grade Checker (GPS, mechanical or otherwise)  
Grooving and Grinding Machine  
Heading Shield Operator  
Heavy Duty Drilling Equipment, Hughes, LDH, Watson 3000 or similar  
Heavy Duty Repairman and/or Welder  
Lime Spreader  
Loader under 4 cu yds  
Lubrication and Service Engineer (mobile and grease rack)  
Mechanical Finishers or Spreader Machine (asphalt, Barber-Greene and similar)  
Miller Formless M-9000 Slope Paver or similar  
Portable Crushing and Screening plants  
Power Blade Support  
Roller Operator, Asphalt  
Rubber-Tired Scraper, Self-Loading (paddle-wheels, etc)  
Rubber-Tired Earthmoving Equipment (Scrapers)  
Slip Form Paver (concrete)  
Small Tractor with Drag  
Soil Stabilizer (P&H or equal)  
Spider Plow and Spider Puller  
Timber Skidder  
Track Loader up to 4 yards  
Tractor Drawn Scraper  
Tractor, Compressor Drill Combination  
Tubex Pile Rig  
Unlicensed Construction Work Boat Operator, On Site  
Welder  
Woods-Mixer (and other similar Pugmill equipment)

**GROUP 5**

Cast-In Place Pipe Laying Machine  
Combination Slusher and Motor Operator  
Concrete Conveyor or Concrete Pump, Truck or Equipment Mounted  
Concrete Conveyor, Building Site  
Concrete Pump or Pumpcrete Guns  
Drilling Equipment, Watson 2000, Texoma 700 or similar  
Drilling and Boring Machinery, Horizontal (not to apply to waterlines, wagon drills or jackhammers)  
Concrete Mixers/all  
Man and/or Material Hoist  
Mechanical Finishers (concrete) (Clary, Johnson, Bidwell Bridge Deck or similar types)  
Mechanical Burn, Curb and/or Curb and Gutter Machine, Concrete or Asphalt  
Mine or Shaft Hoist  
Portable Crushers  
Power Jumbo Operator (setting slip-forms, etc., in tunnels)  
Screedman (automatic or manual)  
Self Propelled Compactor with Dozer  
Tractor with boom, D6 or smaller  
Trenching Machine, maximum digging capacity over 5 ft. depth  
Vermeer T-600B Rock Cutter or similar

**GROUP 6**

Armor-Coater (or similar)  
Ballast Jack Tamper  
Boom-Type Backfilling Machine  
Asst. Plant Engineer  
Bridge and/or Gantry Crane  
Chemical Grouting Machine, truck mounted  
Chip Spreading Machine Operator  
Concrete Barrier Moving Machine  
Concrete Saws (self-propelled unit on streets, highways, airports, and canals)  
Deck Engineer  
Drill Doctor  
Drill Equipment, over 25,000 lbs up to and including 50,000 lbs  
Drilling Equipment Texoma 600, Hughes 200 series or similar up to and including 30 ft. m.r.c.  
Helicopter Radioman  
Hydro-Hammer or similar  
Line Master  
Skidsteer Loader, Bobcat larger than 743 series or similar (with attachments)  
Locomotive  
Rotating Extendable Forklift, Lull Hi-Lift or similar  
Assistant to Engineer, Truck Mounted Equipment  
Pavement Breaker, Truck Mounted, with compressor combination  
Paving Fabric Installation and/or Laying Machine  
Pipe Bending Machine (pipelines only)  
Pipe Wrapping Machine (Tractor propelled and supported)  
Screedman, (except asphaltic concrete paving)  
Self-Loading Chipper  
Self Propelled Pipeline Wrapping Machine  
Tractor

**GROUP 7**

Ballast Regulator  
Cary Lift or similar  
Combination Slurry Mixer and/or Cleaner  
Coolant/Slurry Tanker Operator (hooked to Grooving/Grinding Machine)  
Drilling Equipment, 20 ft and under m.r.c.  
Drill Equipment, over 1,000 lbs up to and including 25,000 lbs  
Fireman Hot Plant

Grouting Machine Operator  
Highline Cableway Signalman  
Stationary Belt Loader (Kolman or similar)  
Lift Slab Machine (Vagtberg and similar types)  
Maginnes Internal Full Slab Vibrator  
Material Hoist (1 Drum)  
Mechanical Trench Shield  
Partsman (heavy duty repair shop parts room)  
Pavement Breaker with or without Compressor Combination  
Pipe Cleaning Machine (tractor propelled and supported)  
Post Driver  
Roller (except Asphalt), Chip Seal  
Self Propelled Automatically Applied Concrete Curing Machine (on streets, highways, airports and canals)  
Self Propelled Compactor (without dozer)  
Signalman  
Slip-Form Pumps (lifting device for concrete forms)  
Super Sucker Vacuum Truck  
Tie Spacer  
Trenching Machine (maximum digging capacity up to and including 5 ft depth)  
Truck-Mounted Rotating Telescopic Boom Type Lifting Device, Manitex or similar (Boom Truck) - Under 15 tons  
Truck Type Loader

**GROUP 8**

Bit Sharpener  
Boiler Tender  
Box Operator  
Brakeman  
Combination Mixer and Compressor (shotcrete/gunite)  
Compressor Operator  
Deckhand  
Fireman  
Generators  
Gunite/Shotcrete Equipment Operator  
Heavy Duty Repairman Helper  
Hydraulic Monitor  
Ken Seal Machine (or similar)  
Mast Type Forklift  
Mixermobile  
Assistant to Engineer  
Pump Operator  
Refrigerator Plant  
Reservoir-Debris Tug (Self-Propelled Floating)  
Ross Carrier (Construction site)  
Rotomist Operator  
Self Propelled Tape Machine  
Shuttlecar  
Self Propelled Power Sweeper Operator (Includes Vacuum Sweeper)  
Slusher Operator  
Surface Heater  
Switchman  
Tar Pot Fireman  
Tugger Hoist, Single Drum  
Vacuum Cooling Plant  
Welding Machine (powered other than by electricity)

**DETERMINATION: NC-23-63-1-2015-1**

**GROUP 8-A**

Articulated Dump Truck Operator  
Elevator Operator  
Mini Excavator under 25 H.P. (Backhoe-Trencher)  
Skidsteer Loader, Bobcat 743 series or  
Smaller and similar (without attachments)

**GROUP 1-A**

Clamshells and Draglines over 7 cu yds  
Cranes over 100 tons  
Derrick, over 100 tons  
Derrick Barge Pedestal mounted over 100 tons  
Self Propelled Boom Type Lifting Device Over 100 tons

**GROUP 2-A**

Clamshells and Draglines over 1 cu yds up to and  
including 7 cu yds  
Cranes over 45 tons up to and including 100 tons  
Derrick Barge 100 tons and under  
Mobile Self-Erecting Tower Crane (Potain) over 3 stories  
Self Propelled Boom Type Lifting Device over 45 tons  
Tower Cranes

**GROUP 3-A**

Clamshells and Draglines up to and including 1 cu yd  
Cranes 45 tons and under  
Mobile Self-Erecting Tower Crane (Potain), 3 stories  
and under  
Self Propelled Boom Type Lifting Device 45 tons  
and under

**GROUP 4-A**

Boom Truck or dual-purpose A-Frame Truck,  
Non-Rotating over 15 tons.  
Truck Mounted Rotating Telescopic Boom  
Type Lifting Device, Manitex or similar  
(Boom Truck -over 15 tons)  
Truck-Mounted Rotating Telescopic Boom Type  
Lifting Device, Munitex or Similar (Boom Truck),  
under 15 tons



## DESCRIPTION FOR AREAS 1 AND 2:

Area 1 is all of Northern California within the following Township, State and/or county Boundaries:

Commencing in the Pacific Ocean on the extension of the Southerly line of Township 19S, of the Mount Diablo Base and Meridian,  
Thence Easterly along the Southerly line of Township 19S, to the Northwest corner of Township 20S, Range 6E,  
Thence Southerly to the Southwest corner of Township 20S, Range 6E,  
Thence Easterly to the Northwest corner of Township 21S, Range 7E Thence Southerly to the Southwest corner of Township 21S, Range 7E  
Thence Easterly to the Northwest corner of Township 22S, Range 9E,  
Thence Southerly to the Southwest corner of Township 22S, Range 9E,  
Thence Easterly to the Northwest corner of Township 23S, Range 10E,  
Thence Southerly to the Southwest corner of Township 24S, Range 10E,  
Thence Easterly to the Southwest corner of Township 24S, Range 31E,  
Thence Northerly to the Northeast corner of Township 20S, Range 31E  
Thence Westerly to the Southeast corner of Township 19S, Range 29E,  
Thence Northerly to the Northeast corner of Township 17S, Range 29E,  
Thence Westerly to the Southeast corner of Township 16S, Range 28E,  
Thence Northerly to the Northeast corner of Township 13S, Range 28E,  
Thence Westerly to the Southeast corner Township 12S, Range 27E,  
Thence Northerly to the Northeast corner of Township 12S, Range 27E,  
Thence Westerly to the Southeast corner of Township 11S, Range 26E,  
Thence Northerly to the Northeast corner of Township 11S, Range 26E,  
Thence Westerly to the Southeast corner of Township 10S, Range 25E,  
Thence Northerly to the Northeast corner of Township 9S, Range 25E,  
Thence Westerly to the Southeast corner of Township 8S, Range 24E,  
Thence Northerly to the Northeast corner of Township 8S, Range 24E,  
Thence Westerly to the Southeast corner of Township 7S, Range 23E,  
Thence Northerly to the Northeast corner of Township 6S, Range 23E,  
Thence Westerly to the Southeast corner of Township 5S, Range 20E,  
Thence Northerly to the Northeast corner of Township 5S, Range 20E,  
Thence Westerly to the Southeast corner of Township 4S, Range 19E,  
Thence Northerly to the Northeast corner of Township 1S, Range 19E,  
Thence Westerly to the Southeast corner of Township 1N, Range 18E,  
Thence Northerly to the Northeast corner of Township 3N, Range 18E,  
Thence Westerly to the Southeast corner of Township 4N, Range 17E,  
Thence Northerly to the Northeast corner of Township 4N, Range 17E,  
Thence Westerly to the Southeast corner of Township 5N, Range 15E,  
Thence Northerly to the Northeast corner of Township 5N, Range 15E,  
Thence Westerly to the Southeast corner of Township 6N, Range 14E,  
Thence Northerly to the Northeast corner of Township 10N, Range 14E,  
Thence Easterly along the Southern line of Township 11N, to the California / Nevada State Border,  
Thence Northerly along the California / Nevada State Border to the Northerly line of Township 17N,  
Thence Westerly to the Southeast corner of Township 18N, Range 10E,  
Thence Northerly to the Northeast corner of Township 20N, Range 10E,  
Thence Westerly to the Southeast corner of Township 21N, Range 9E,  
Thence Northerly to the Northeast corner of Township 21N, Range 9E,  
Thence Westerly to the Southeast corner of Township 22N, Range 8E,  
Thence Northerly to the Northeast corner of Township 22N, Range 8E,  
Thence Westerly to the Northwest corner of Township 22N, Range 8E,  
Thence Northerly to the Southwest corner of Township 27N, Range 8E,  
Thence Easterly to the Southeast corner of Township 27N, Range 8E,  
Thence Northerly to the Northeast corner of Township 28N, Range 8E,  
Thence Westerly to the Southeast corner of Township 29N, Range 6E,  
Thence Northerly to the Northeast corner of Township 32N, Range 6E,  
Thence Westerly to the Northwest corner of Township 32 N, Range 6E,  
Thence Northerly to the Northeast corner of Township 35N, Range 5E,  
Thence Westerly to the Southeast corner of Township 36N, Range 3E,  
Thence Northerly to the Northeast corner of township 36N, Range 3E,  
Thence Westerly to the Southeast corner of Township 37N, Range 1W,  
Thence Northerly to the Northeast corner of Township 38N, Range 1W,  
Thence Westerly to the Southeast corner of Township 39N, Range 2W,  
Thence Northerly to the Northeast corner of Township 40N, Range 2W,  
Thence Westerly to the Southeast corner of Township 41N, Range 4W,  
Thence Northerly to the Northeast corner of Township 42N, Range 4W,  
Thence Westerly to the Southeast corner of Township 43N, Range 5W,  
Thence Northerly to the California / Oregon State Border,

Thence Westerly along the California / Oregon State Border to the Westerly Boundary of Township Range 8W,  
Thence Southerly to the Southwest corner of Township 43N, Range 8W,  
Thence Easterly to the Southeast corner of Township 43N, Range 8W,  
Thence Southerly to the Southwest corner of Township 42N, Range 7W,  
Thence Easterly to the Southeast corner of Township 42N, Range 7W,  
Thence Southerly to the Southwest corner of Township 41N, Range 6W,  
Thence Easterly to the Northwest corner of Township 40N, Range 5W,  
Thence Southerly to the Southwest corner of Township 38N, Range 5W,  
Thence Westerly to the Northwest corner of Township 37N, Range 6W,  
Thence Southerly to the Southwest corner of Township 35N, Range 6W,  
Thence Westerly to the Northwest corner of Township 34N, Range 10W,  
Thence Southerly to the Southwest corner of Township 31N, Range 10W,  
Thence Easterly to the Northwest corner of Township 30N, Range 9W,  
Thence Southerly to the Southwest corner of Township 30N, Range 9W,  
Thence Easterly to the Northwest corner of Township 29N, Range 8W,  
Thence Southerly to the Southwest corner of Township 23N, Range 8W,  
Thence Easterly to the Northwest corner of Township 22N, Range 6W,  
Thence Southerly to the Southwest corner of Township 16N, Range 6W,  
Thence Westerly to the Southeast corner of Township 16N, Range 9W,  
Thence Northerly to the Northeast corner of Township 16N, Range 9W,  
Thence Westerly to the Southeast corner of Township 17N, Range 12W,  
Thence Northerly to the Northeast corner of Township 18N, Range 12W,  
Thence Westerly to the Northwest corner of Township 18N, Range 15W,  
Thence Southerly to the Southwest corner of Township 14N, Range 15W,  
Thence Easterly to the Northwest corner of Township 13N, Range 14W,  
Thence Southerly to the Southwest corner of Township 13N, Range 14W,  
Thence Easterly to the Northwest corner of Township 12N, Range 13W,  
Thence Southerly to the Southwest corner of Township 12N, Range 13W,  
Thence Easterly to the Northwest corner of Township 11N, Range 12W,  
Thence Southerly into the Pacific Ocean  
and Commencing in the Pacific Ocean on the extension of the Humboldt Base Line,  
Thence Easterly to the Northwest corner of Township 1S, Range 2E,  
Thence Southerly to the Southwest corner of Township 2S, Range 2E,  
Thence Easterly to the Northwest corner of Township 3S, Range 3E,  
Thence Southerly to the Southwest corner of Township 5S, Range 3E,  
Thence Easterly to the Southeast corner of Township 5S, Range 4E,  
Thence Northerly to the Northeast corner of Township 4S, Range 4E,  
Thence Westerly to the Southeast corner of Township 3S, Range 3E,  
Thence Northerly to the Northeast corner of Township 5N, Range 3E,  
Thence Easterly to the Southeast corner of Township 6N, Range 5E,  
Thence Northerly to the Northeast corner of Township 7N, Range 5E,  
Thence Westerly to the Southeast corner of Township 8N, Range 3E,  
Thence Northerly to the Northeast corner of Township 9N, Range 3E,  
Thence Westerly to the Southeast corner of Township 10N, Range 1E,  
Thence Northerly to the Northeast corner of Township 13N, Range 1E,  
Thence Westerly into the Pacific Ocean,  
excluding that portion of Northern California contained within the following lines:  
Commencing at the Southwest corner of Township 12N, Range 11E, of the Mount Diablo Base and Meridian,  
Thence Easterly to the Southeast corner of Township 12N, Range 16E,  
Thence Northerly to the Northeast corner of Township 12N, Range 16E,  
Thence Westerly to the Southeast corner of Township 13N, Range 15E,  
Thence Northerly to the Northeast corner of Township 13N, Range 15E,  
Thence Westerly to the Southeast corner of Township 14N, Range 14E,  
Thence Northerly to the Northeast corner of Township 16N, Range 14E,  
Thence Westerly to the Northwest corner of Township 16N, Range 12E,  
Thence Southerly to the Southwest corner of Township 16N, Range 12E,  
Thence Westerly to the Northwest corner of Township 15N, Range 11E,  
Thence Southerly to the point of beginning at the Southwest corner of Township 12N, Range 11E,

Area 2 shall be all areas not part of Area 1 described above.



GENERAL PREVAILING WAGE DETERMINATION MADE BY THE DIRECTOR OF INDUSTRIAL RELATIONS  
PURSUANT TO CALIFORNIA LABOR CODE PART 7, CHAPTER 1, ARTICLE 2, SECTIONS 1770, 1773 AND 1773.1

FOR COMMERCIAL BUILDING, HIGHWAY, HEAVY CONSTRUCTION AND DREDGING PROJECTS

**CRAFT: # OPERATING ENGINEER (HEAVY AND HIGHWAY WORK)  
(SPECIAL SINGLE AND SECOND SHIFT)**

**DETERMINATION:** NC-23-63-1-2015-1

**ISSUE DATE:** February 22, 2015

**EXPIRATION DATE OF DETERMINATION:** June 28, 2015\*\* The rate to be paid for work performed after this date has been determined. If work will extend past this date, the new rate must be paid and should be incorporated in contracts entered into now. Contact the Office of the Director – Research Unit for specific rates at (415) 703-4774.

**LOCALITY:** All localities within Alameda, Alpine, Amador, Butte, Calaveras, Colusa, Contra Costa, Del Norte, El Dorado, Fresno, Glenn, Humboldt, Kings, Lake, Lassen, Madera, Marin, Mariposa, Mendocino, Merced, Modoc, Monterey, Napa, Nevada, Placer, Plumas, Sacramento, San Benito, San Francisco, San Joaquin, San Mateo, Santa Clara, Santa Cruz, Shasta, Sierra, Siskiyou, Solano, Sonoma, Stanislaus, Sutter, Tehama, Trinity, Tulare, Tuolumne, Yolo, and Yuba counties.

Classification (Journey person)	Employer Payments							Hours	Straight-Time		Overtime Hourly Rate			
	Basic Hourly Rate	Health and Welfare	Pension	Vacation and Holiday <sup>a</sup>	Training	Other Payments	Total Hourly Rate		Daily/ Saturday <sup>d</sup> 1 1/2X	Sunday and Holiday 2X				
Classification Group <sup>a</sup>	Area 1 <sup>b</sup>	Area 2 <sup>c</sup>						Area 1 <sup>b</sup>	Area 2 <sup>c</sup>	Area 1 <sup>b</sup>	Area 2 <sup>c</sup>	Area 1 <sup>b</sup>	Area 2 <sup>c</sup>	
Group 1	\$44.18	\$46.18	\$13.03	\$10.15	\$3.86	\$0.67	\$0.74	8	\$72.63	\$74.63	\$94.72	\$97.72	\$116.81	\$120.81
Group 2	\$42.45	\$44.45	\$13.03	\$10.15	\$3.86	\$0.67	\$0.74	8	\$70.90	\$72.90	\$92.13	\$95.13	\$113.35	\$117.35
Group 3	\$40.79	\$42.79	\$13.03	\$10.15	\$3.86	\$0.67	\$0.74	8	\$69.24	\$71.24	\$89.64	\$92.64	\$110.03	\$114.03
Group 4	\$39.23	\$41.23	\$13.03	\$10.15	\$3.86	\$0.67	\$0.74	8	\$67.68	\$69.68	\$87.30	\$90.30	\$106.91	\$110.91
Group 5	\$37.81	\$39.81	\$13.03	\$10.15	\$3.86	\$0.67	\$0.74	8	\$66.26	\$68.26	\$85.17	\$88.17	\$104.07	\$108.07
Group 6	\$36.31	\$38.31	\$13.03	\$10.15	\$3.86	\$0.67	\$0.74	8	\$64.76	\$66.76	\$82.92	\$85.92	\$101.07	\$105.07
Group 7	\$35.03	\$37.03	\$13.03	\$10.15	\$3.86	\$0.67	\$0.74	8	\$63.48	\$65.48	\$81.00	\$84.00	\$98.51	\$102.51
Group 8	\$33.76	\$35.76	\$13.03	\$10.15	\$3.86	\$0.67	\$0.74	8	\$62.21	\$64.21	\$79.09	\$82.09	\$95.97	\$99.97
Group 8-A	\$31.25	\$33.25	\$13.03	\$10.15	\$3.86	\$0.67	\$0.74	8	\$59.70	\$61.70	\$75.33	\$78.33	\$90.95	\$94.95
Group 1-A	\$45.16	\$47.16	\$13.03	\$10.15	\$3.86	\$0.67	\$0.74	8	\$73.61	\$75.61	\$96.19	\$99.19	\$118.77	\$122.77
Truck Crane Assistant to Engineer	\$37.33	\$39.33	\$13.03	\$10.15	\$3.86	\$0.67	\$0.74	8	\$65.78	\$67.78	\$84.45	\$87.45	\$103.11	\$107.11
Assistant to Engineer	\$34.74	\$36.74	\$13.03	\$10.15	\$3.86	\$0.67	\$0.74	8	\$63.19	\$65.19	\$80.56	\$83.56	\$97.93	\$101.93
Group 2-A	\$43.17	\$45.17	\$13.03	\$10.15	\$3.86	\$0.67	\$0.74	8	\$71.62	\$73.62	\$93.21	\$96.21	\$114.79	\$118.79
Truck Crane Assistant to Engineer	\$37.04	\$39.04	\$13.03	\$10.15	\$3.86	\$0.67	\$0.74	8	\$65.49	\$67.49	\$84.01	\$87.01	\$102.53	\$106.53
Assistant to Engineer	\$34.51	\$36.51	\$13.03	\$10.15	\$3.86	\$0.67	\$0.74	8	\$62.96	\$64.96	\$80.22	\$83.22	\$97.47	\$101.47
Group 3-A	\$41.21	\$43.21	\$13.03	\$10.15	\$3.86	\$0.67	\$0.74	8	\$69.66	\$71.66	\$90.27	\$93.27	\$110.87	\$114.87
Truck Crane Assistant to Engineer	\$36.77	\$38.77	\$13.03	\$10.15	\$3.86	\$0.67	\$0.74	8	\$65.22	\$67.22	\$83.61	\$86.61	\$101.99	\$105.99
Hydraulic	\$36.31	\$38.31	\$13.03	\$10.15	\$3.86	\$0.67	\$0.74	8	\$64.76	\$66.76	\$82.92	\$85.92	\$101.07	\$105.07
Assistant to Engineer	\$34.20	\$36.20	\$13.03	\$10.15	\$3.86	\$0.67	\$0.74	8	\$62.65	\$64.65	\$79.75	\$82.75	\$96.85	\$100.85
Group 4-A	\$37.81	\$39.81	\$13.03	\$10.15	\$3.86	\$0.67	\$0.74	8	\$66.26	\$68.26	\$85.17	\$88.17	\$104.07	\$108.07

# Indicates an apprenticeable craft. The current apprentice wage rates are available on the Internet at <http://www.dir.ca.gov/OPRL/PWAppWage/PWAppWageStart.asp>. To obtain any apprentice wage rates as of July 1, 2008 and prior to September 27, 2012, please contact the Division of Apprenticeship Standards or refer to the Division of Apprenticeship Standards' website at <http://www.dir.ca.gov/das/das.html>.

<sup>a</sup> For classifications within each group, see pages 39B-40.

<sup>b</sup> **AREA 1** - Alameda, Butte, Contra Costa, Kings, Marin, Merced, Napa, Sacramento, San Benito, San Francisco, San Joaquin, San Mateo, Santa Clara, Santa Cruz, Solano, Stanislaus, Sutter, Yolo and Yuba counties; and portions of Alpine, Amador, Calaveras, Colusa, Del Norte, El Dorado, Fresno, Glenn, Humboldt, Lake, Lassen, Madera, Mariposa, Mendocino, Monterey, Nevada, Placer, Plumas, Shasta, Sierra, Siskiyou, Sonoma, Tehama, Tulare, Tuolumne and Trinity counties.

<sup>c</sup> **AREA 2** - Modoc; and portions of Alpine, Amador, Calaveras, Colusa, Del Norte, El Dorado, Fresno, Glenn, Humboldt, Lake, Lassen, Madera, Mariposa, Mendocino, Monterey, Nevada, Placer, Plumas, Shasta, Sierra, Siskiyou, Sonoma, Tehama, Tulare, Tuolumne and Trinity counties. (Portions of counties falling in each area detailed on page 41).

<sup>d</sup> Saturday in the same work week may be worked at straight-time if a job is shut down during the normal work week due to inclement weather.

<sup>e</sup> Includes an amount for supplemental dues.

**RECOGNIZED HOLIDAYS:** Holidays upon which the general prevailing hourly wage rate for Holiday work shall be paid, shall be all holidays in the collective bargaining agreement, applicable to the particular craft, classification, or type of worker employed on the project, which is on file with the Director of Industrial Relations. If the prevailing rate is not based on a collectively bargained rate, the holidays upon which the prevailing rate shall be paid shall be as provided in Section 6700 of the Government Code. You may obtain the holiday provisions for the current determinations on the Internet at <http://www.dir.ca.gov/OPRL/PWD>. Holiday provisions for current or superseded determinations may be obtained by contacting the Office of the Director – Research Unit at (415) 703-4774.

**TRAVEL AND/OR SUBSISTENCE PAYMENT:** In accordance with Labor Code Sections 1773.1 and 1773.9, contractors shall make travel and/or subsistence payments to each worker to execute the work. You may obtain the travel and/or subsistence provisions for the current determinations on the Internet at <http://www.dir.ca.gov/OPRL/PWD>. Travel and/or subsistence requirements for current or superseded determinations may be obtained by contacting the Office of the Director – Research Unit at (415) 703-4774.

FOR LANDSCAPE CONSTRUCTION PROJECTS

**CRAFT: # OPERATING ENGINEER**

**DETERMINATION:** NC-63-3-75-2015-1

**ISSUE DATE:** February 22, 2015

**EXPIRATION DATE OF DETERMINATION:** June 28, 2015\*\* The rate to be paid for work performed after this date has been determined. If work will extend past this date, the new rate must be paid and should be incorporated in contracts entered into now. Contact the Office of the Director – Research Unit for specific rates at (415) 703-4774.

**LOCALITY:** All localities within Alameda, Alpine, Amador, Butte, Calaveras, Colusa, Contra Costa, Del Norte, El Dorado, Fresno, Glenn, Humboldt, Kings, Lake, Lassen, Madera, Marin, Mariposa, Mendocino, Merced, Modoc, Monterey, Napa, Nevada, Placer, Plumas, Sacramento, San Benito, San Francisco, San Joaquin, San Mateo, Santa Clara, Santa Cruz, Shasta, Sierra, Siskiyou, Solano, Sonoma, Stanislaus, Sutter, Tehama, Trinity, Tulare, Tuolumne, Yolo, and Yuba Counties.

Classification (Journey person)	Basic Hourly Rate	Employer Payments						Straight-Time		Overtime Hourly Rate					
		Health and Welfare	Pension and Holiday <sup>d</sup>	Vacation	Training	Other Payments	Hours	Total Hourly Rate		Daily 1 1/2X	Saturday <sup>e</sup> 1 1/2X	Sunday and Holiday 2X			
Classification Group <sup>a</sup>	Area 1 <sup>b</sup> Area 2 <sup>c</sup>							Area 1 <sup>b</sup> Area 2 <sup>c</sup>		Area 1 <sup>b</sup> Area 2 <sup>c</sup>	Area 1 <sup>b</sup> Area 2 <sup>c</sup>	Area 1 <sup>b</sup> Area 2 <sup>c</sup>	Area 1 <sup>b</sup> Area 2 <sup>c</sup>	Area 1 <sup>b</sup> Area 2 <sup>c</sup>	Area 1 <sup>b</sup> Area 2 <sup>c</sup>
Group I	\$30.23 32.23	13.03	9.69	3.57	0.66	0.88	8	58.06 60.06		73.175 76.175	73.175 76.175	88.29 92.29			
Group II	26.63 28.63	13.03	9.69	3.57	0.66	0.88	8	54.46 56.46		67.775 70.775	67.775 70.775	81.09 85.09			
Group III	22.02 24.02	13.03	9.69	3.57	0.66	0.88	8	49.85 51.85		60.86 63.86	60.86 63.86	71.87 75.87			
Group IV	19.31 21.31	13.03	9.69	3.57	0.66	0.88	8	47.14 49.14		56.795 59.795	56.795 59.795	66.45 70.45			

# Indicates an apprenticeable craft. The current apprentice wage rates are available on the Internet at

<http://www.dir.ca.gov/OPRI/PWAppWage/PWAppWageStart.asp>. To obtain any apprentice wage rates as of July 1, 2008 and prior to September 27, 2012, please contact the Division of Apprenticeship Standards or refer to the Division of Apprenticeship Standards' website at <http://www.dir.ca.gov/das/das.html>.

<sup>a</sup> For classifications within each group, see below.

<sup>b</sup> **AREA 1** - Alameda, Butte, Contra Costa, Kings, Marin, Merced, Napa, Sacramento, San Benito, San Francisco, San Joaquin, San Mateo, Santa Clara, Santa Cruz, Solano, Stanislaus, Sutter, Yolo and Yuba Counties; and portions of Alpine, Amador, Calaveras, Colusa, Del Norte, El Dorado, Fresno, Glenn, Humboldt, Lake, Lassen, Madera, Mariposa, Mendocino, Monterey, Nevada, Placer, Plumas, Shasta, Sierra, Siskiyou, Sonoma, Tehama, Tulare, Tuolumne and Trinity Counties.

<sup>c</sup> **AREA 2** - Modoc, and portions of Alpine, Amador, Calaveras, Colusa, Del Norte, El Dorado, Fresno, Glenn, Humboldt, Lake, Lassen, Madera, Mariposa, Mendocino, Monterey, Nevada, Placer, Plumas, Shasta, Sierra, Siskiyou, Sonoma, Tehama, Tulare, Tuolumne and Trinity Counties. (Portions of counties falling in each area detailed on page 41).

<sup>d</sup> Includes an amount for Supplemental Dues.

<sup>e</sup> Saturdays in the same work week may be worked at straight-time if a job is shut down during the normal work week due to inclement weather, major mechanical breakdown or shortage of materials beyond the control of the Individual Employer.

**RECOGNIZED HOLIDAYS:** Holidays upon which the general prevailing hourly wage rate for Holiday work shall be paid, shall be all holidays in the collective bargaining agreement, applicable to the particular craft, classification, or type of worker employed on the project, which is on file with the Director of Industrial Relations. If the prevailing rate is not based on a collectively bargained rate, the holidays upon which the prevailing rate shall be paid shall be as provided in Section 6700 of the Government Code. You may obtain the holiday provisions for the current determinations on the Internet at <http://www.dir.ca.gov/OPRI/PWD>. Holiday provisions for current or superseded determinations may be obtained by contacting the Office of the Director – Research Unit at (415) 703-4774.

**TRAVEL AND/OR SUBSISTENCE PAYMENT:** In accordance with Labor Code Sections 1773.1 and 1773.9, contractors shall make travel and/or subsistence payments to each worker to execute the work. You may obtain the travel and/or subsistence provisions for the current determinations on the Internet at <http://www.dir.ca.gov/OPRI/PWD>. Travel and/or subsistence requirements for current or superseded determinations may be obtained by contacting the Office of the Director – Research Unit at (415) 703-4774.

**CLASSIFICATIONS**

**Group I**

Landscape Finish Grade Operator. All finish grade work regardless of the equipment used, and all equipment with a horsepower rating of more than 65.

**Group II**

Landscape Operator up to 65 H.P. All equipment with a manufacturer's horsepower rating of 65 or less except equipment covered by Group I or Group III. The following equipment shall be included in Group II except when used for finish work so long as its manufacturer's horsepower rating is 65 or less.

A-Frame and Winch Truck  
Backhoe  
Forklift (Jobsite)

HDR Welder - Landscape - Operating Engineer's Equipment  
Hydro Seeder Machine  
Roller  
Rubber-Tired and Track Earthmoving Equipment  
Skiploader  
Straw Blowers  
Trencher - 35 Horsepower up to 65 Horsepower

**Group III**

Landscape Utility Operator  
Small Rubber-Tired Tractor  
Trencher - Under 35 Horsepower

**Group IV**

Assistant Landscape Utility Operator



GENERAL PREVAILING WAGE DETERMINATION MADE BY THE DIRECTOR OF INDUSTRIAL RELATIONS  
PURSUANT TO CALIFORNIA LABOR CODE PART 7, CHAPTER 1, ARTICLE 2, SECTIONS 1770, 1773 AND 1773.1

FOR LANDSCAPE CONSTRUCTION PROJECTS

**CRAFT: # OPERATING ENGINEER (SPECIAL SINGLE AND SECOND SHIFT)**

**DETERMINATION:** NC-63-3-75-2015-1

**ISSUE DATE:** February 22, 2014

**EXPIRATION DATE OF DETERMINATION:** June 28, 2015\*\* The rate to be paid for work performed after this date has been determined. If work will extend past this date, the new rate must be paid and should be incorporated in contracts entered into now. Contact the Office of the Director – Research Unit for specific rates at (415) 703-4774.

**LOCALITY:** All localities within Alameda, Alpine, Amador, Butte, Calaveras, Colusa, Contra Costa, Del Norte, El Dorado, Fresno, Glenn, Humboldt, Kings, Lake, Lassen, Madera, Marin, Mariposa, Mendocino, Merced, Modoc, Monterey, Napa, Nevada, Placer, Plumas, Sacramento, San Benito, San Francisco, San Joaquin, San Mateo, Santa Clara, Santa Cruz, Shasta, Sierra, Siskiyou, Solano, Sonoma, Stanislaus, Sutter, Tehama, Trinity, Tulare, Tuolumne, Yolo, and Yuba Counties.

Classification (Journey person)	Basic Hourly Rate	Employer Payments						Straight-Time		Overtime Hourly Rate			
		Health and Welfare	Pension and Holiday <sup>d</sup>	Vacation	Training	Other Payments		Hours	Total Hourly Rate	Daily 1 1/2X	Saturday <sup>e</sup> 1 1/2X	Sunday & Holiday 2X	
Classification Group <sup>a</sup>	Area 1 <sup>b</sup> Area 2 <sup>c</sup>							Area 1 <sup>b</sup> Area 2 <sup>c</sup>	Area 1 Area 2 <sup>c</sup>	Area 1 <sup>b</sup> Area 2 <sup>c</sup>	Area 1 <sup>b</sup> Area 2 <sup>c</sup>	Area 1 <sup>b</sup> Area 2 <sup>c</sup>	
Group I	\$33.64 35.64	13.03	9.69	3.57	0.66	0.88	8	61.47 63.47	78.29 81.29	78.29 81.29	78.29 81.29	95.11 99.11	
Group II	29.59 31.59	13.03	9.69	3.57	0.66	0.88	8	57.42 59.42	72.215 75.215	72.215 75.215	72.215 75.215	87.01 91.01	
Group III	24.40 26.40	13.03	9.69	3.57	0.66	0.88	8	52.23 54.23	64.43 67.43	64.43 67.43	64.43 67.43	76.63 80.63	
Group IV	21.50 23.50	13.03	9.69	3.57	0.66	0.88	8	49.33 51.33	60.08 63.08	60.08 63.08	60.08 63.08	70.83 74.83	

# Indicates an apprenticeable craft. The current apprentice wage rates are available on the Internet at

<http://www.dir.ca.gov/OPRL/PWAppWage/PWAppWageStart.asp>. To obtain any apprentice wage rates as of July 1, 2008 and prior to September 27, 2012, please contact the Division of Apprenticeship Standards or refer to the Division of Apprenticeship Standards' website at <http://www.dir.ca.gov/das/das.html>.

<sup>a</sup> For classifications within each group, see below.

<sup>b</sup> **AREA 1** - Alameda, Butte, Contra Costa, Kings, Marin, Merced, Napa, Sacramento, San Benito, San Francisco, San Joaquin, San Mateo, Santa Clara, Santa Cruz, Solano, Stanislaus, Sutter, Yolo and Yuba Counties; and portions of Alpine, Amador, Calaveras, Colusa, Del Norte, El Dorado, Fresno, Glenn, Humboldt, Lake, Lassen, Madera, Mariposa, Mendocino, Monterey, Nevada, Placer, Plumas, Shasta, Sierra, Siskiyou, Sonoma, Tehama, Tulare, Tuolumne and Trinity Counties.

<sup>c</sup> **AREA 2** - Modoc, and portions of Alpine, Amador, Calaveras, Colusa, Del Norte, El Dorado, Fresno, Glenn, Humboldt, Lake, Lassen, Madera, Mariposa, Mendocino, Monterey, Nevada, Placer, Plumas, Shasta, Sierra, Siskiyou, Sonoma, Tehama, Tulare, Tuolumne and Trinity Counties. (Portions of counties falling in each area detailed on page 41).

<sup>d</sup> Includes an amount for Supplemental Dues.

<sup>e</sup> Saturdays in the same work week may be worked at straight-time if a job is shut down during the normal work week due to inclement weather, major mechanical breakdown or shortage of materials beyond the control of the Individual Employer.

**RECOGNIZED HOLIDAYS:** Holidays upon which the general prevailing hourly wage rate for Holiday work shall be paid, shall be all holidays in the collective bargaining agreement, applicable to the particular craft, classification, or type of worker employed on the project, which is on file with the Director of Industrial Relations. If the prevailing rate is not based on a collectively bargained rate, the holidays upon which the prevailing rate shall be paid shall be as provided in Section 6700 of the Government Code. You may obtain the holiday provisions for the current determinations on the Internet at <http://www.dir.ca.gov/OPRL/PWD>. Holiday provisions for current or superseded determinations may be obtained by contacting the Office of the Director – Research Unit at (415) 703-4774.

**TRAVEL AND/OR SUBSISTENCE PAYMENT:** In accordance with Labor Code Sections 1773.1 and 1773.9, contractors shall make travel and/or subsistence payments to each worker to execute the work. You may obtain the travel and/or subsistence provisions for the current determinations on the Internet at <http://www.dir.ca.gov/OPRL/PWD>. Travel and/or subsistence requirements for current or superseded determinations may be obtained by contacting the Office of the Director – Research Unit at (415) 703-4774.

## **CLASSIFICATIONS**

### **Group I**

Landscape Finish Grade Operator. All finish grade work regardless of the equipment used, and all equipment with a horsepower rating of more than 65.

### **Group II**

Landscape Operator up to 65 H.P. All equipment with a manufacturer's horsepower rating of 65 or less except equipment covered by Group I or Group III. The following equipment shall be included in Group II except when used for finish work so long as its manufacturer's horsepower rating is 65 or less.

A-Frame and Winch Truck  
Backhoe  
Forklift (Jobsite)

HDR Welder - Landscape - Operating Engineer's Equipment  
Hydro Seeder Machine  
Roller  
Rubber-Tired and Track Earthmoving Equipment  
Skiploader  
Straw Blowers  
Trencher - 35 Horsepower up to 65 Horsepower

### **Group III**

Landscape Utility Operator  
Small Rubber-Tired Tractor  
Trencher - Under 35 Horsepower

### **Group IV**

Assistant Landscape Utility Operator



GENERAL PREVAILING WAGE DETERMINATION MADE BY THE DIRECTOR OF INDUSTRIAL RELATIONS  
PURSUANT TO CALIFORNIA LABOR CODE PART 7, CHAPTER 1, ARTICLE 2, SECTIONS 1770, 1773 AND 1773.1

FOR COMMERCIAL BUILDING, HIGHWAY, HEAVY CONSTRUCTION AND DREDGING PROJECTS

**CRAFT: #LABORER AND RELATED CLASSIFICATIONS**

**DETERMINATION:** NC-23-102-1-2015-1

**ISSUE DATE:** February 22, 2015

**EXPIRATION DATE OF DETERMINATION:** JUNE 28, 2015\*\* The rate to be paid for work performed after this date has been determined. If work will extend past this date, the new rate must be paid and should be incorporated in contracts entered into now. Contact the Office of the Director – Research Unit for specific rates at (415) 703-4774.

**LOCALITY:** ALL LOCALITIES WITHIN ALAMEDA, ALPINE, AMADOR, BUTTE, CALAVERAS, COLUSA, CONTRA COSTA, DEL NORTE, EL DORADO, FRESNO, GLENN, HUMBOLDT, KINGS, LAKE, LASSEN, MADERA, MARIPOSA, MARIN, MENDOCINO, MERCED, MODOC, MONTEREY, NAPA, NEVADA, PLACER, PLUMAS, SACRAMENTO, SAN BENITO, SAN FRANCISCO, SAN JOAQUIN, SAN MATEO, SANTA CLARA, SANTA CRUZ, SHASTA, SIERRA, SISKIYOU, SOLANO, SONOMA, STANISLAUS, SUTTER, TEHAMA, TRINITY, TULARE, TUOLUMNE, YOLO, AND YUBA COUNTIES.

Classification <sup>a</sup> (Journey person)	Basic Hourly Rate <sup>e</sup>	Employer Payments					Straight-Time		Overtime Hourly Rate		Sunday/ Holiday 2X
		Health and Welfare	Pension	Vacation and Holiday	Training	Other Payments	Hours <sup>f</sup>	Total Hourly Rate	Daily 1 1/2X	Saturday <sup>b</sup> 1 1/2X	
<b>AREA 1<sup>c</sup></b>											
Construction Specialist	29.09	6.84	10.10	2.63	0.41	0.22	8	49.29	63.835	63.835	78.38
Group 1: Group 1(B) <sup>e</sup>	28.39	6.84	10.10	2.63	0.41	0.22	8	48.59	62.785	62.785	76.98
Group 1 (A)	28.61	6.84	10.10	2.63	0.41	0.22	8	48.81	63.115	63.115	77.42
Group 1 (C)	28.44	6.84	10.10	2.63	0.41	0.22	8	48.64	62.86	62.86	77.08
Group 1 (E)	28.94	6.84	10.10	2.63	0.41	0.22	8	49.14	63.61	63.61	78.08
Group 1 (F-1)	28.97	6.84	10.10	2.63	0.41	0.22	8	49.17	63.655	63.655	78.14
Group 1 (F-2)	27.99	6.84	10.10	2.63	0.41	0.22	8	48.19	62.185	62.185	76.18
Group 1 (G)	28.59	6.84	10.10	2.63	0.41	0.22	8	48.79	63.085	63.085	77.38
Group 2	28.24	6.84	10.10	2.63	0.41	0.22	8	48.44	62.56	62.56	76.68
Group 3: Group 3(A)	28.14	6.84	10.10	2.63	0.41	0.22	8	48.34	62.41	62.41	76.48
Group 4: Group 6(B)	21.83	6.84	10.10	2.63	0.41	0.22	8	42.03	52.945 <sup>d</sup>	52.945 <sup>d</sup>	63.86 <sup>d</sup>
Group 6	29.35	6.84	10.10	2.63	0.41	0.22	8	49.55	64.225	64.225	78.90
Group 6 (A)	28.85	6.84	10.10	2.63	0.41	0.22	8	49.05	63.475	63.475	77.90
Group 6 (C)	28.26	6.84	10.10	2.63	0.41	0.22	8	48.46	62.59	62.59	76.72
Group 7 – Stage 1 (1 <sup>st</sup> 6 months)	19.70	6.84	10.10	2.63	0.41	0.22	8	39.90	49.75	49.75	59.60
Stage 2 (2 <sup>nd</sup> 6 months)	22.51	6.84	10.10	2.63	0.41	0.22	8	42.71	53.965	53.965	65.22
Stage 3 (3 <sup>rd</sup> 6 months)	25.33	6.84	10.10	2.63	0.41	0.22	8	45.53	58.195	58.195	70.86
<b>AREA 2<sup>c</sup></b>											
Construction Specialist	28.09	6.84	10.10	2.63	0.41	0.22	8	48.29	62.335	62.335	76.38
Group 1: Group 1(B) <sup>e</sup>	27.39	6.84	10.10	2.63	0.41	0.22	8	47.59	61.285	61.285	74.98
Group 1 (A)	27.61	6.84	10.10	2.63	0.41	0.22	8	47.81	61.615	61.615	75.42
Group 1 (C)	27.44	6.84	10.10	2.63	0.41	0.22	8	47.64	61.36	61.36	75.08
Group 1 (E)	27.94	6.84	10.10	2.63	0.41	0.22	8	48.14	62.11	62.11	76.08
Group 1 (F-1)	27.97	6.84	10.10	2.63	0.41	0.22	8	48.17	62.155	62.155	76.14
Group 1 (F-2)	26.99	6.84	10.10	2.63	0.41	0.22	8	47.19	60.685	60.685	74.18
Group 2	27.24	6.84	10.10	2.63	0.41	0.22	8	47.44	61.06	61.06	74.68
Group 3: Group 3(A)	27.14	6.84	10.10	2.63	0.41	0.22	8	47.34	60.91	60.91	74.48
Group 4: Group 6(B)	20.83	6.84	10.10	2.63	0.41	0.22	8	41.03	51.445 <sup>d</sup>	51.445 <sup>d</sup>	61.86 <sup>d</sup>
Group 6	28.35	6.84	10.10	2.63	0.41	0.22	8	48.55	62.725	62.725	76.90
Group 6 (A)	27.85	6.84	10.10	2.63	0.41	0.22	8	48.05	61.975	61.975	75.90
Group 6 (C)	27.26	6.84	10.10	2.63	0.41	0.22	8	47.46	61.09	61.09	74.72
Group 7 – Stage 1 (1 <sup>st</sup> 6 months)	19.00	6.84	10.10	2.63	0.41	0.22	8	39.20	48.70	48.70	58.20
Stage 2 (2 <sup>nd</sup> 6 months)	21.71	6.84	10.10	2.63	0.41	0.22	8	41.91	52.765	52.765	63.62
Stage 3 (3 <sup>rd</sup> 6 months)	24.43	6.84	10.10	2.63	0.41	0.22	8	44.63	56.845	56.845	69.06

PLEASE GO TO PAGE 50 FOR CLASSIFICATIONS WITHIN EACH GROUP

# INDICATES AN APPRENTICEABLE CRAFT. THE CURRENT APPRENTICE WAGE RATES ARE AVAILABLE ON THE INTERNET AT

[HTTP://WWW.DIR.CA.GOV/OPRL/PWAPPWAGE/PWAPPWAGESTART.ASP](http://www.dir.ca.gov/OPRL/PWAPPWAGE/PWAPPWAGESTART.ASP). TO OBTAIN ANY APPRENTICE WAGE RATES AS OF JULY 1, 2008 AND PRIOR TO SEPTEMBER 27, 2012, PLEASE CONTACT THE DIVISION OF APPRENTICESHIP STANDARDS OR REFER TO THE DIVISION OF APPRENTICESHIP STANDARDS' WEBSITE AT [HTTP://WWW.DIR.CA.GOV/DAS/DAS.HTML](http://www.dir.ca.gov/DAS/DAS.HTML).

a GROUP 1(D) - MAINTENANCE OR REPAIR TRACKMEN AND ROAD BEDS AND ALL EMPLOYEES PERFORMING WORK COVERED BY THIS CLASSIFICATION SHALL RECEIVE \$0.25 PER HOUR ABOVE THEIR REGULAR RATE FOR ALL WORK PERFORMED ON UNDERGROUND STRUCTURES NOT SPECIFICALLY COVERED HEREIN. THIS SHALL NOT APPLY TO WORK BELOW GROUND LEVEL IN OPEN CUT. THIS SHALL APPLY TO CUT AND COVER WORK OF SUBWAY CONSTRUCTION AFTER TEMPORARY COVER HAS BEEN PLACED.

GROUP 1(H) - ALL LABORERS WORKING OFF OR WITH OR FROM BOS'N CHAIRS, SWINGING SCAFFOLDS, BELTS RECEIVE \$0.25 PER HOUR ABOVE THEIR APPLICABLE WAGE RATE. THIS SHALL NOT APPLY TO LABORERS ENTITLED TO RECEIVE THE WAGE RATE SET FORTH IN GROUP 1(A).

b SATURDAYS IN THE SAME WORK WEEK MAY BE WORKED AT STRAIGHT-TIME IF JOB IS SHUT DOWN DURING THE NORMAL WORK WEEK DUE TO INCLEMENT WEATHER, MAJOR MECHANICAL BREAKDOWN OR LACK OF MATERIALS BEYOND THE CONTROL OF THE EMPLOYER.

c **AREA 1** - ALAMEDA, CONTRA COSTA, MARIN, SAN FRANCISCO, SAN MATEO, AND SANTA CLARA COUNTIES.

**AREA 2** - ALPINE, AMADOR, BUTTE, CALAVERAS, COLUSA, DEL NORTE, EL DORADO, FRESNO, GLENN, HUMBOLDT, KINGS, LAKE, LASSEN, MADERA, MARIPOSA, MENDOCINO, MERCED, MODOC, MONTEREY, NAPA, NEVADA, PLACER, PLUMAS, SACRAMENTO, SAN BENITO, SAN JOAQUIN, SANTA CRUZ, SHASTA, SIERRA, SISKIYOU, SOLANO, SONOMA, STANISLAUS, SUTTER, TEHAMA, TRINITY, TULARE, TUOLUMNE, YOLO AND YUBA COUNTIES.

d SERVICE LANDSCAPE LABORER ON NEW CONSTRUCTION MAY WORK ANY FIVE (5) DAYS WITHIN A WEEK.

e GROUP 1(B) RECEIVES AN ADDITIONAL AMOUNT EACH DAY. SEE PAGE 50 FOR DETAILS.

f WHEN THREE SHIFTS ARE EMPLOYED FOR FIVE (5) OR MORE CONSECUTIVE DAYS, SEVEN AND ONE-HALF (7 ½) CONSECUTIVE HOURS (EXCLUSIVE OF MEAL PERIOD), SHALL CONSTITUTE A DAY OF WORK, FOR WHICH EIGHT (8) TIMES THE STRAIGHT TIME HOURLY RATE SHALL BE PAID AT THE NON-SHIFT WAGE RATE FOR THE SECOND SHIFT. THE THIRD SHIFT SHALL BE SEVEN (7) HOURS OF WORK FOR EIGHT (8) HOURS PAY AT THE NON-SHIFT WAGE RATE.

g ZONE PAY AT THREE DOLLARS (\$3.00) PER HOUR, FACTORED AT THE APPLICABLE OVERTIME MULTIPLE, WILL BE ADDED TO THE BASE RATE FOR WORK PERFORMED OUTSIDE THE FREE ZONE DESCRIBED BY THE BOUNDARIES ALONG TOWNSHIP AND RANGE LINES. PLEASE SEE TRAVEL AND SUBSISTENCE PROVISION FOR MAP DESCRIPTION AND EXCEPTIONS.

**RECOGNIZED HOLIDAYS:** HOLIDAYS UPON WHICH THE GENERAL PREVAILING HOURLY WAGE RATE FOR HOLIDAY WORK SHALL BE PAID, SHALL BE ALL HOLIDAYS IN THE COLLECTIVE BARGAINING AGREEMENT, APPLICABLE TO THE PARTICULAR CRAFT, CLASSIFICATION, OR TYPE OF WORKER EMPLOYED ON THE PROJECT, WHICH IS ON FILE WITH THE DIRECTOR OF INDUSTRIAL RELATIONS. IF THE PREVAILING RATE IS NOT BASED ON A COLLECTIVELY BARGAINED RATE, THE HOLIDAYS UPON WHICH THE PREVAILING RATE SHALL BE PAID SHALL BE AS PROVIDED IN SECTION 6700 OF THE GOVERNMENT CODE. YOU MAY OBTAIN THE HOLIDAY PROVISIONS FOR THE CURRENT DETERMINATIONS ON THE INTERNET AT [HTTP://WWW.DIR.CA.GOV/OPRL/PWD](http://www.dir.ca.gov/OPRL/PWD). HOLIDAY PROVISIONS FOR CURRENT OR SUPERSEDED DETERMINATIONS MAY BE OBTAINED BY CONTACTING THE OFFICE OF THE DIRECTOR – RESEARCH UNIT AT (415) 703-4774.

**TRAVEL AND/OR SUBSISTENCE PAYMENT:** IN ACCORDANCE WITH LABOR CODE SECTIONS 1773.1 AND 1773.9, CONTRACTORS SHALL MAKE TRAVEL AND/OR SUBSISTENCE PAYMENTS TO EACH WORKER TO EXECUTE THE WORK. YOU MAY OBTAIN THE TRAVEL AND/OR SUBSISTENCE PROVISIONS FOR THE CURRENT DETERMINATIONS ON THE INTERNET AT [HTTP://WWW.DIR.CA.GOV/OPRL/PWD](http://www.dir.ca.gov/OPRL/PWD). TRAVEL AND/OR SUBSISTENCE REQUIREMENTS FOR CURRENT OR SUPERSEDED DETERMINATIONS MAY BE OBTAINED BY CONTACTING THE OFFICE OF THE DIRECTOR – RESEARCH UNIT AT (415) 703-4774.

**CONSTRUCTION SPECIALIST**

ASPHALT IRONERS AND RAKERS  
CHAINSAW  
CONCRETE DIAMOND CHAINSAW  
LASER BEAM IN CONNECTION WITH LABORER'S WORK  
MASONRY AND PLASTER TENDER  
CAST IN PLACE MANHOLE FORM SETTERS  
PRESSURE PIPELAYERS  
DAVIS TRENCHER - 300 OR SIMILAR TYPE (AND ALL SMALL TRENCHERS)  
STATE LICENSED BLASTERS AS DESIGNATED  
DIAMOND DRILLERS  
DIAMOND CORE DRILLER  
MULTIPLE UNIT DRILLS  
HIGH SCALERS (INCLUDING DRILLING OF SAME)  
HYDRAULIC DRILLS  
CERTIFIED WELDER

**GROUP 1** (FOR CONTRA COSTA COUNTY ONLY, USE GROUP 1 (G) FOR SOME OF THE FOLLOWING CLASSIFICATIONS)  
ASPHALT SPREADER BOXES (ALL TYPES)  
BARKO, WACKER AND SIMILAR TYPE TAMPERS  
BUGGYMOBILE  
CAULKERS, BANDERS, PIPEWRAPPERS, CONDUIT LAYERS, PLASTIC PIPE LAYERS  
CERTIFIED ASBESTOS AND MOLD REMOVAL WORKER  
CERTIFIED HAZARDOUS WASTE WORKER (INCLUDING LEAD ABATEMENT)  
COMPACTORS OF ALL TYPES  
CONCRETE AND MAGNESITE MIXER AND 1/2 YARD  
CONCRETE PAN WORK  
CONCRETE SANDERS, CONCRETE SAW  
CRIBBERS AND/OR SHORING  
CUT GRANITE CURB SETTER  
DRI PAK-IT MACHINE  
FALLER, LOGLOADER AND BUCKER  
FORM RAISERS, SLIP FORMS  
GREEN CUTTERS  
HEADERBOARD MEN, HUBSETTERS, ALIGNERS BY ANY METHOD  
HIGH PRESSURE BLOW PIPE (1-1/2" OR OVER, 100 LBS. PRESSURE/OVER)  
HYDRO SEEDER AND SIMILAR TYPE  
JACKHAMMER OPERATORS  
JACKING OF PIPE OVER 12 INCHES  
JACKSON AND SIMILAR TYPE COMPACTORS  
KETTLEMEN, POTMEN, AND MEN APPLYING ASPHALT, LAY-KOLD, CREOSOTE, LIME, CAUSTIC AND SIMILAR TYPE MATERIALS (APPLYING MEANS APPLYING DIPPING, OR HANDLING OF SUCH MATERIALS)  
LAGGING, SHEETING, WHALING, BRACING, TRENCH-JACKING, LAGGING HAMMER  
MAGNESITE, EPOXY RESIN, FIBER GLASS AND MASTIC WORKERS (WET/DRY)  
NO JOINT PIPE AND STRIPPING OF SAME, INCLUDING REPAIR OF VOIDS  
PAVEMENT BREAKERS AND SPADERS, INCLUDING TOOL GRINDER  
PERMA CURBS  
PRECAST-MANHOLE SETTERS  
PIPELAYERS (INCLUDING GRADE CHECKING IN CONNECTION WITH PIPELAYING)  
PRESSURE PIPE TESTER  
POST HOLE DIGGERS-AIR, GAS, AND ELECTRIC POWER BROOM SWEEPERS  
POWER TAMPERS OF ALL TYPES, EXCEPT AS SHOWN IN GROUP 2  
RAM SET GUN AND STUD GUN  
RIPRAP-STONEPAVER AND ROCK-SLINGER, INCLUDING PLACING OF SACKED CONCRETE AND/OR SAND (WET OR DRY) AND GABIONS AND SIMILAR TYPE  
ROTARY SCARIFIER OR MULTIPLE HEAD CONCRETE CHIPPING SCARIFIER  
ROTO AND DITCH WITCH  
ROTOTILLER  
SAND BLASTERS, POTMEN, GUNMEN, AND NOZZLEMEN  
SIGNALLING AND RIGGING  
SKILLED WRECKER (REMOVING AND SALVAGING OF SASH, WINDOWS, DOORS, PLUMBING AND ELECTRIC FIXTURES)  
TANK CLEANERS  
TREE CLIMBERS  
TRENCHLESS TECHNOLOGY LABORER- PIPE INSTALLATION, BURSTING, RELINING, OR SIMILAR  
TRENCHLESS LABORER'S WORK, CAMERA CONTROLLER  
TURBO BLASTER  
VIBRA-SCREED-BULL FLOAT IN CONNECTION WITH LABORER'S WORK  
VIBRATORS

**GROUP 1 (A)**

ALL WORK OF LOADING, PLACING AND BLASTING OF ALL POWDER & EXPLOSIVES OF WHATEVER TYPE, REGARDLESS OF METHOD USED FOR LOADING AND PLACING  
JOY DRILL MODEL TWM-2A  
GARDENER-DENVER MODEL DH 143 AND SIMILAR TYPE DRILLS  
TRACK DRILLERS  
JACK LEG DRILLERS  
WAGON DRILLERS  
MECHANICAL DRILLERS-ALL TYPES REGARDLESS OF TYPE OR METHOD OF POWER  
MECHANICAL PIPE LAYER-ALL TYPES REGARDLESS OF TYPE OR METHOD OF POWER  
BLASTERS AND POWDERMAN  
TREE TOPPER  
BIT GRINDER

**GROUP 1 (B)** -- SEE GROUP 1 RATES

SEWER CLEANERS (ANY WORKMEN WHO HANDLE OR COME IN CONTACT WITH RAW SEWAGE IN SMALL DIAMETER SEWERS) SHALL RECEIVE \$4.00 PER DAY ABOVE GROUP 1 WAGE RATES. THOSE WHO WORK INSIDE RECENTLY ACTIVE, LARGE DIAMETER SEWERS, AND ALL RECENTLY ACTIVE SEWER MANHOLES SHALL RECEIVE \$5.00 PER DAY ABOVE GROUP 1 WAGE RATES.

**GROUP 1 (C)**

BURNING AND WELDING IN CONNECTION WITH LABORER'S WORK  
SYNTHETIC THERMOPLASTICS AND SIMILAR TYPE WELDING

**GROUP 1 (D)**

SEE FOOTNOTE A ON PAGE 49

**GROUP 1 (E)**

WORK ON AND/OR IN BELL HOLE FOOTINGS AND SHAFTS THEREOF, AND WORK ON AND IN DEEP FOOTINGS (DEEP FOOTINGS IS A HOLE 15 FEET OR MORE IN DEPTH) SHAFT IS AN EXCAVATION OVER FIFTEEN (15) FEET DEEP OF ANY TYPE

**GROUP 1 (F-1)**

ALIGNER OF WIRE WINDING MACHINE IN CONNECTION WITH GUNITING OR SHOT CRETE

**GROUP 1 (F-2)**

ALIGNER HELPER OF WIRE WINDING MACHINE IN CONNECTION WITH GUNITING OR SHOT CRETE

**GROUP 1 (G) APPLIES ONLY TO WORK IN CONTRA COSTA COUNTY**

PIPELAYERS (INCLUDING GRADE CHECKING IN CONNECTION WITH PIPELAYING), CAULKERS, BANDERS, PIPEWRAPPERS, CONDUIT LAYERS, PLASTIC PIPE LAYER, PRESSURE PIPE TESTER, NO JOINT PIPE AND STRIPPING OF SAME, INCLUDING REPAIR OF VOIDS, PRECAST MANHOLE SETTERS, CAST IN PLACE MANHOLE FORM SETTERS IN CONTRA COSTA COUNTY ONLY

**GROUP 1 (H)**

SEE FOOTNOTE A ON PAGE 49

**GROUP 2**

ASPHALT SHOVELERS  
CEMENT DUMPERS AND HANDLING DRY CEMENT OR GYPSUM  
CHOKE-SETTER AND RIGGER (CLEARING WORK)  
CONCRETE BUCKET DUMPER AND CHUTEMAN  
CONCRETE CHIPPING AND GRINDING  
CONCRETE LABORERS (WET OR DRY)  
DRILLERS HELPER, CHUCK TENDER, NIPPER (ONE CHUCKTENDER ON SINGLE MACHINE OPERATION WITH MINIMUM OF ONE CHUCKTENDER FOR EACH TWO MACHINES ON MULTIPLE MACHINE OPERATION, JACKHAMMERS IN NO WAY INVOLVED IN THIS ITEM.)  
GUINEA CHASER (STAKEMAN), GROUT CREW  
HIGH PRESSURE NOZZLEMAN, ADDUCTORS  
HYDRAULIC MONITOR (OVER 100 LBS. PRESSURE)  
LOADING AND UNLOADING, CARRYING AND HANDLING OF ALL RODS AND MATERIALS FOR USE IN REINFORCING CONCRETE CONSTRUCTION  
PITTSBURGH CHIPPER, AND SIMILAR TYPE BRUSH SHREDDERS  
SEMI-SKILLED WRECKER (SALVAGING OF OTHER BUILDING MATERIALS) - SEE ALSO SKILLED WRECKER (GROUP 1)  
SLOPER  
SINGLEFOOT, HAND HELD, PNEUMATIC TAMPER  
ALL PNEUMATIC, AIR, GAS AND ELECTRIC TOOLS NOT LISTED IN GROUPS 1 THROUGH 1 (F)  
JACKING OF PIPE-UNDER 12 INCHES

**GROUP 3**

CONSTRUCTION LABORERS INCLUDING BRIDGE LABORERS, GENERAL LABORERS AND CLEANUP LABORERS  
DEMOLITION WORKER  
DUMPMAN, LOAD SPOTTER  
FLAGPERSON/PEDESTRIAN MONITOR  
FIRE WATCHER  
FENCE ERECTORS, INCLUDING TEMPORARY FENCING  
GUARDRAIL ERECTORS  
GARDENER, HORTICULTURAL AND LANDSCAPE LABORERS (SEE GROUP 4, FOR LANDSCAPE MAINTENANCE ON NEW CONSTRUCTION DURING PLANT ESTABLISHMENT PERIOD)  
JETTING  
LIMBERS, BRUSH LOADERS, AND PILERS  
PAVEMENT MARKERS (BUTTON SETTERS)  
PAVERS/INTERLOCKING PAVERS (ALL TYPES) AND INTERLOCKING PAVES MACHINES  
MAINTENANCE, REPAIR TRACKMEN AND ROAD BEDS  
STREETCAR AND RAILROAD CONSTRUCTION TRACK LABORERS  
TEMPORARY AIR AND WATER LINES, VICTAULIC OR SIMILAR  
TOOL ROOM ATTENDANT (JOBSITE ONLY)  
WHEELBARROW, INCLUDING POWER DRIVEN

**GROUP 3 (A)** - SEE GROUP 3 RATES

COMPOSITE CREW PERSON (OPERATION OF VEHICLES, WHEN IN CONJUNCTION WITH LABORER'S DUTIES)

**GROUP 4**

ALL FINAL CLEANUP OF DEBRIS, GROUNDS AND BUILDINGS NEAR THE COMPLETION OF THE PROJECT INCLUDING BUT NOT LIMITED TO STREET CLEANERS (NOT APPLICABLE TO ENGINEERING OR HEAVY HIGHWAY PROJECTS)  
CLEANING AND WASHING WINDOWS (NEW CONSTRUCTION ONLY), SERVICE LANDSCAPE LABORERS (SUCH AS GARDENER, HORTICULTURE, MOWING, TRIMMING, REPLANTING, WATERING DURING PLANT ESTABLISHMENT PERIOD) ON NEW CONSTRUCTION  
BRICK CLEANERS (JOB SITE ONLY)  
MATERIAL CLEANERS (JOB SITE ONLY)

**NOTE:** AN ADDITIONAL DETERMINATION FOR LANDSCAPE MAINTENANCE WORK AFTER THE PLANT ESTABLISHMENT PERIOD OR WARRANTY PERIOD IS PUBLISHED ON PAGE 57 OF THESE GENERAL DETERMINATIONS.

**GROUP 6**

STRUCTURAL NOZZLEMAN

**GROUP 6 (A)**

NOZZLEMAN (INCLUDING GUNMAN, POTMAN)  
RODMAN  
GROUNDMAN

**GROUP 6 (B)** - SEE GROUP 4 RATES

GUNITE TRAINEE (ONE GUNITE LABORER SHALL BE ALLOWED FOR EACH THREE (3) JOURNEYMAN (GROUP 6, 6A, 6C, OR GENERAL LABORER) ON A CREW. IN THE ABSENCE OF THE JOURNEYMAN, THE GUNITE TRAINEE RECEIVES THE JOURNEYMAN SCALE.)  
NOTE: THIS RATIO APPLIES ONLY TO WORK ON THE SAME JOB SITE.

**GROUP 6 (C)**

REBOUNDMAN

**GROUP 7**

LANDSCAPE LABORER TRAINEE (RATIO FOR TRAINEES IS ONE IN THREE. AT LEAST ONE SECOND PERIOD TRAINEE AND AT LEAST ONE THIRD PERIOD TRAINEE MUST BE EMPLOYED BEFORE EMPLOYING ANOTHER FIRST PERIOD TRAINEE.)  
NOTE: THIS RATIO APPLIES ONLY TO WORK ON THE SAME JOB SITE.



GENERAL PREVAILING WAGE DETERMINATION MADE BY THE DIRECTOR OF INDUSTRIAL RELATIONS  
PURSUANT TO CALIFORNIA LABOR CODE PART 7, CHAPTER 1, ARTICLE 2, SECTIONS 1770, 1773 AND 1773.1  
FOR COMMERCIAL BUILDING, HIGHWAY, HEAVY CONSTRUCTION AND DREDGING PROJECTS

**CRAFT: #LABORER AND RELATED CLASSIFICATIONS (Special Single and Second Shift)**

**DETERMINATION:** NC-23-102-1-2015-1A

**ISSUE DATE:** February 22, 2015

**EXPIRATION DATE OF DETERMINATION:** JUNE 28, 2015\*\* The rate to be paid for work performed after this date has been determined. If work will extend past this date, the new rate must be paid and should be incorporated in contracts entered into now. Contact the Office of the Director-Research Unit for specific rates at (415) 703-4774.

**LOCALITY:** ALL LOCALITIES WITHIN ALAMEDA, ALPINE, AMADOR, BUTTE, CALAVERAS, COLUSA, CONTRA COSTA, DEL NORTE, EL DORADO, FRESNO, GLENN, HUMBOLDT, KINGS, LAKE, LASSEN, MADERA, MARIPOSA, MARIN, MENDOCINO, MERCED, MODOC, MONTEREY, NAPA, NEVADA, PLACER, PLUMAS, SACRAMENTO, SAN BENITO, SAN FRANCISCO, SAN JOAQUIN, SAN MATEO, SANTA CLARA, SANTA CRUZ, SHASTA, SIERRA, SISKIYOU, SOLANO, SONOMA, STANISLAUS, SUTTER, TEHAMA, TRINITY, TULARE, TUOLUMNE, YOLO, AND YUBA COUNTIES.

Classification <sup>a</sup> (Journey person)	Basic Hourly Rate <sup>f</sup>	Employer Payments					Straight-Time		Overtime Hourly Rate		
		Health and Welfare	Pension	Vacation and Holiday	Training	Other Payments	Hours	Total Hourly Rate	Daily 1 1/2X	Saturday <sup>b</sup> 1 1/2X	Sunday/ Holiday 2X
AREA 1 <sup>c</sup>											
Construction Specialist	32.09	6.84	10.10	2.63	0.41	0.22	8	52.29	68.335	68.335	84.38
Group 1; Group 1(B) <sup>e</sup>	31.39	6.84	10.10	2.63	0.41	0.22	8	51.59	67.285	67.285	82.98
Group 1 (A)	31.61	6.84	10.10	2.63	0.41	0.22	8	51.81	67.615	67.615	83.42
Group 1 (C)	31.44	6.84	10.10	2.63	0.41	0.22	8	51.64	67.36	67.36	83.08
Group 1 (E)	31.94	6.84	10.10	2.63	0.41	0.22	8	52.14	68.11	68.11	84.08
Group 1 (F-1)	31.97	6.84	10.10	2.63	0.41	0.22	8	52.17	68.155	68.155	84.14
Group 1 (F-2)	30.99	6.84	10.10	2.63	0.41	0.22	8	51.19	66.685	66.685	82.18
Group 1 (G)	31.59	6.84	10.10	2.63	0.41	0.22	8	51.79	67.585	67.585	83.38
Group 2	31.24	6.84	10.10	2.63	0.41	0.22	8	51.44	67.06	67.06	82.68
Group 3; Group 3(A)	31.14	6.84	10.10	2.63	0.41	0.22	8	51.34	66.91	66.91	82.48
Group 4; Group 6(B)	24.83	6.84	10.10	2.63	0.41	0.22	8	45.03	57.445 <sup>d</sup>	57.445 <sup>d</sup>	69.86 <sup>d</sup>
Group 6	32.35	6.84	10.10	2.63	0.41	0.22	8	52.55	68.725	68.725	84.90
Group 6 (A)	31.85	6.84	10.10	2.63	0.41	0.22	8	52.05	67.975	67.975	83.90
Group 6 (C)	31.26	6.84	10.10	2.63	0.41	0.22	8	51.46	67.09	67.09	82.72
Group 7 – Stage 1 (1 <sup>st</sup> 6 months)	22.70	6.84	10.10	2.63	0.41	0.22	8	42.90	54.25	54.25	65.60
Stage 2 (2 <sup>nd</sup> 6 months)	25.51	6.84	10.10	2.63	0.41	0.22	8	45.71	58.465	58.465	71.22
Stage 3 (3 <sup>rd</sup> 6 months)	28.33	6.84	10.10	2.63	0.41	0.22	8	48.53	62.695	62.695	76.86
AREA 2 <sup>c</sup>											
Construction Specialist	30.94	6.84	10.10	2.63	0.41	0.22	8	51.14	66.61	66.61	82.08
Group 1; Group 1(B) <sup>e</sup>	30.24	6.84	10.10	2.63	0.41	0.22	8	50.44	65.56	65.56	80.68
Group 1 (A)	30.46	6.84	10.10	2.63	0.41	0.22	8	50.66	65.89	65.89	81.12
Group 1 (C)	30.29	6.84	10.10	2.63	0.41	0.22	8	50.49	65.635	65.635	80.78
Group 1 (E)	30.79	6.84	10.10	2.63	0.41	0.22	8	50.99	66.385	66.385	81.78
Group 1 (F-1)	30.82	6.84	10.10	2.63	0.41	0.22	8	51.02	66.43	66.43	81.84
Group 1 (F-2)	29.84	6.84	10.10	2.63	0.41	0.22	8	50.04	64.96	64.96	79.88
Group 2	30.09	6.84	10.10	2.63	0.41	0.22	8	50.29	65.335	65.335	80.38
Group 3; Group 3(A)	29.99	6.84	10.10	2.63	0.41	0.22	8	50.19	65.185	65.185	80.18
Group 4; Group 6(B)	23.68	6.84	10.10	2.63	0.41	0.22	8	43.88	55.72 <sup>d</sup>	55.72 <sup>d</sup>	67.56 <sup>d</sup>
Group 6	31.20	6.84	10.10	2.63	0.41	0.22	8	51.40	67.00	67.00	82.60
Group 6 (A)	30.70	6.84	10.10	2.63	0.41	0.22	8	50.90	66.25	66.25	81.60
Group 6 (C)	30.11	6.84	10.10	2.63	0.41	0.22	8	50.31	65.365	65.365	80.42
Group 7 – Stage 1 (1 <sup>st</sup> 6 months)	21.85	6.84	10.10	2.63	0.41	0.22	8	42.05	52.975	52.975	63.90
Stage 2 (2 <sup>nd</sup> 6 months)	24.56	6.84	10.10	2.63	0.41	0.22	8	44.76	57.04	57.04	69.32
Stage 3 (3 <sup>rd</sup> 6 months)	27.28	6.84	10.10	2.63	0.41	0.22	8	47.48	61.12	61.12	74.76

PLEASE GO TO PAGE 50 FOR CLASSIFICATIONS WITHIN EACH GROUP

# INDICATES AN APPRENTICEABLE CRAFT. THE CURRENT APPRENTICE WAGE RATES ARE AVAILABLE ON THE INTERNET AT

[HTTP://WWW.DIR.CA.GOV/OPRI/PWAPPWAGE/PWAPPWAGESTART.ASP](http://www.dir.ca.gov/OPRI/PWAPPWAGE/PWAPPWAGESTART.ASP) TO OBTAIN ANY APPRENTICE WAGE RATES AS OF JULY 1, 2008 AND PRIOR TO SEPTEMBER 27, 2012, PLEASE CONTACT THE DIVISION OF APPRENTICESHIP STANDARDS OR REFER TO THE DIVISION OF APPRENTICESHIP STANDARDS' WEBSITE AT [HTTP://WWW.DIR.CA.GOV/DAS/DAS.HTML](http://www.dir.ca.gov/DAS/DAS.HTML)

a GROUP 1(D) - MAINTENANCE OR REPAIR TRACKMEN AND ROAD BEDS AND ALL EMPLOYEES PERFORMING WORK COVERED BY THIS CLASSIFICATION SHALL RECEIVE \$0.25 PER HOUR ABOVE THEIR REGULAR RATE FOR ALL WORK PERFORMED ON UNDERGROUND STRUCTURES NOT SPECIFICALLY COVERED HEREIN. THIS SHALL NOT APPLY TO WORK BELOW GROUND LEVEL IN OPEN CUT. THIS SHALL APPLY TO CUT AND COVER WORK OF SUBWAY CONSTRUCTION AFTER TEMPORARY COVER HAS BEEN PLACED.

GROUP 1(H) - ALL LABORERS WORKING OFF OR WITH OR FROM BOS'N CHAIRS, SWINGING SCAFFOLDS, BELTS RECEIVE \$0.25 PER HOUR ABOVE THEIR APPLICABLE WAGE RATE. THIS SHALL NOT APPLY TO LABORERS ENTITLED TO RECEIVE THE WAGE RATE SET FORTH IN GROUP 1(A).

b SATURDAYS IN THE SAME WORK WEEK MAY BE WORKED AT STRAIGHT-TIME IF JOB IS SHUT DOWN DURING THE NORMAL WORK WEEK DUE TO INCLEMENT WEATHER, MAJOR MECHANICAL BREAKDOWN OR LACK OF MATERIALS BEYOND THE CONTROL OF THE EMPLOYER.

c **AREA 1** - ALAMEDA, CONTRA COSTA, MARIN, SAN FRANCISCO, SAN MATEO, AND SANTA CLARA COUNTIES.

**AREA 2** - ALPINE, AMADOR, BUTTE, CALAVERAS, COLUSA, DEL NORTE, EL DORADO, FRESNO, GLENN, HUMBOLDT, KINGS, LAKE, LASSEN, MADERA, MARIPOSA, MENDOCINO, MERCED, MODOC, MONTEREY, NAPA, NEVADA, PLACER, PLUMAS, SACRAMENTO, SAN BENITO, SAN JOAQUIN, SANTA CRUZ, SHASTA, SIERRA, SISKIYOU, SOLANO, SONOMA, STANISLAUS, SUTTER, TEHAMA, TRINITY, TULARE, TUOLUMNE, YOLO AND YUBA COUNTIES.

d SERVICE LANDSCAPE LABORER ON NEW CONSTRUCTION MAY WORK ANY FIVE (5) DAYS WITHIN A WEEK.

e GROUP 1(B) RECEIVES AN ADDITIONAL AMOUNT EACH DAY. SEE PAGE 50 FOR DETAILS.

f ZONE PAY AT THREE DOLLARS (\$3.00) PER HOUR, FACTORED AT THE APPLICABLE OVERTIME MULTIPLE, WILL BE ADDED TO THE BASE RATE FOR WORK PERFORMED OUTSIDE THE FREE ZONE DESCRIBED BY THE BOUNDARIES ALONG TOWNSHIP AND RANGE LINES. PLEASE SEE TRAVEL AND SUBSISTENCE PROVISIONS FOR MAP DESCRIPTION AND EXCEPTIONS.

**RECOGNIZED HOLIDAYS:** HOLIDAYS UPON WHICH THE GENERAL PREVAILING HOURLY WAGE RATE FOR HOLIDAY WORK SHALL BE PAID, SHALL BE ALL HOLIDAYS IN THE COLLECTIVE BARGAINING AGREEMENT, APPLICABLE TO THE PARTICULAR CRAFT, CLASSIFICATION, OR TYPE OF WORKER EMPLOYED ON THE PROJECT, WHICH IS ON FILE WITH THE DIRECTOR OF INDUSTRIAL RELATIONS. IF THE PREVAILING RATE IS NOT BASED ON A COLLECTIVELY BARGAINED RATE, THE HOLIDAYS UPON WHICH THE PREVAILING RATE SHALL BE PAID SHALL BE AS PROVIDED IN SECTION 6700 OF THE GOVERNMENT CODE. YOU MAY OBTAIN THE HOLIDAY PROVISIONS FOR THE CURRENT DETERMINATIONS ON THE INTERNET AT [HTTP://WWW.DIR.CA.GOV/OPRI/PWD](http://www.dir.ca.gov/OPRI/PWD). HOLIDAY PROVISIONS FOR CURRENT OR SUPERSEDED DETERMINATIONS MAY BE OBTAINED BY CONTACTING THE OFFICE OF THE DIRECTOR - RESEARCH UNIT AT (415) 703-4774.

**TRAVEL AND/OR SUBSISTENCE PAYMENT:** IN ACCORDANCE WITH LABOR CODE SECTIONS 1773.1 AND 1773.9, CONTRACTORS SHALL MAKE TRAVEL AND/OR SUBSISTENCE PAYMENTS TO EACH WORKER TO EXECUTE THE WORK. YOU MAY OBTAIN THE TRAVEL AND/OR SUBSISTENCE PROVISIONS FOR THE CURRENT DETERMINATIONS ON THE INTERNET AT [HTTP://WWW.DIR.CA.GOV/OPRI/PWD](http://www.dir.ca.gov/OPRI/PWD). TRAVEL AND/OR SUBSISTENCE REQUIREMENTS FOR CURRENT OR SUPERSEDED DETERMINATIONS MAY BE OBTAINED BY CONTACTING THE OFFICE OF THE DIRECTOR - RESEARCH UNIT AT (415) 703-4774.



GENERAL PREVAILING WAGE DETERMINATION MADE BY THE DIRECTOR OF INDUSTRIAL RELATIONS  
PURSUANT TO CALIFORNIA LABOR CODE PART 7, CHAPTER 1, ARTICLE 2, SECTIONS 1770, 1773 AND 1773.1

FOR COMMERCIAL BUILDING, HIGHWAY, HEAVY CONSTRUCTION AND DREDGING PROJECTS

**CRAFT: TEAMSTER (APPLIES ONLY TO WORK ON THE CONSTRUCTION SITE)**

**DETERMINATION:** NC-23-261-1-2014-1

**ISSUE DATE:** August 22, 2014

**EXPIRATION DATE OF DETERMINATION:** June 28, 2015\*\* The rate to be paid for work performed after this date has been determined. If work will extend past this date, the new rate must be paid and should be incorporated in contracts entered into now. Contact the Office of the Director – Research Unit for specific rates at (415) 703-4774.

**LOCALITY:** All Localities within Alameda, Alpine, Amador, Butte, Calaveras, Colusa, Contra Costa, Del Norte, El Dorado, Fresno, Glenn, Humboldt, Kings, Lake, Lassen, Madera, Marin, Mariposa, Mendocino, Merced, Modoc, Monterey, Napa, Nevada, Placer, Plumas, Sacramento, San Benito, San Francisco, San Joaquin, San Mateo, Santa Clara, Santa Cruz, Shasta, Sierra, Siskiyou, Solano, Sonoma, Stanislaus, Sutter, Tehama, Trinity, Tulare, Tuolumne, Yolo, and Yuba Counties.

Classification <sup>g</sup> (Journey person)	Basic Hourly Rate	Employer Payments					Straight-Time		Overtime Hourly Rate		
		Health and Welfare	Pension	Vacation/ Holiday	Training	Other Payments	Hours	Total Hourly Rate	Daily 1 1/2X	Saturday <sup>b</sup> 1 1/2X	Sunday/ Holiday 2X
Group 1	\$27.96	\$15.53	\$5.75	\$2.15	\$0.85	<sup>a</sup> \$0.53	8	\$52.77	\$66.75	\$66.75	\$80.73
Group 2	28.26	15.53	5.75	2.15	0.85	<sup>a</sup> 0.53	8	53.07	67.20	67.20	81.33
<b>Group 3</b>	28.56	15.53	5.75	2.15	0.85	<sup>a</sup> 0.53	8	<b>53.37</b>	67.65	67.65	81.93
Group 4	28.91	15.53	5.75	2.15	0.85	<sup>a</sup> 0.53	8	53.72	68.175	68.175	82.63
Group 5	29.26	15.53	5.75	2.15	0.85	<sup>a</sup> 0.53	8	54.07	68.70	68.70	83.33
Group 6	USE DUMP TRUCK YARDAGE RATE										
Group 7	USE APPROPRIATE RATE FOR THE POWER UNIT OR THE EQUIPMENT UTILIZED										
Group 8 (Trainee) <sup>c</sup>											
<sup>d</sup> Step I – 1 <sup>st</sup> 1000 Hours											
<sup>e</sup> Step II – 2 <sup>nd</sup> 1000 Hours											
<sup>f</sup> Step III – 3 <sup>rd</sup> 1000 Hours											

<sup>a</sup> Supplemental Dues and Contract Administration.

<sup>b</sup> Saturday in the same work week may be worked at straight-time hourly rate if a job is shut down during the normal work week due to inclement weather or major mechanical breakdown, or lack of materials beyond the control of the Employer.

<sup>c</sup> An individual employer may employ one (1) trainee for every four (4) journey level Teamsters actively employed. Individual employers with less than four (4) journey level Teamsters may utilize one (1) trainee; thereafter, one (1) for every four (4) journey level Teamsters.

<sup>d</sup> Sixty-five percent (65%) of the Journey level wage for the type of equipment operated, plus full fringes without Vacation/Holiday.

<sup>e</sup> Seventy-five percent (75%) of the Journey level wage for the type of equipment operated, plus full fringes without Vacation/Holiday.

<sup>f</sup> Eighty-five percent (85%) of the Journey level wage for the type of equipment operated, plus full fringes without Vacation/Holiday.

<sup>g</sup> For classifications within each group, see page 56.

**RECOGNIZED HOLIDAYS:** Holidays upon which the general prevailing hourly wage rate for Holiday work shall be paid, shall be all holidays in the collective bargaining agreement, applicable to the particular craft, classification, or type of worker employed on the project, which is on file with the Director of Industrial Relations. If the prevailing rate is not based on a collectively bargained rate, the holidays upon which the prevailing rate shall be paid shall be as provided in Section 6700 of the Government Code. You may obtain the holiday provisions for the current determinations on the Internet at <http://www.dir.ca.gov/OPRL/PWD>. Holiday provisions for current or superseded determinations may be obtained by contacting the Office of the Director – Research Unit at (415) 703-4774.

**TRAVEL AND/OR SUBSISTENCE PAYMENT:** In accordance with Labor Code Sections 1773.1 and 1773.9, contractors shall make travel and/or subsistence payments to each worker to execute the work. You may obtain the travel and/or subsistence provisions for the current determinations on the Internet at <http://www.dir.ca.gov/OPRL/PWD>. Travel and/or subsistence requirements for current or superseded determinations may be obtained by contacting the Office of the Director – Research Unit at (415) 703-4774.



**DETERMINATION: NC-23-261-1-2014-1 and NC-23-261-1-2014-1A**

**CLASSIFICATIONS:**

**GROUP 1**

Dump Trucks under 6 yards  
Single Unit Flat Rack (2 axle unit)  
Nipper Truck (When Flat Rack Truck is used appropriate Flat Rack shall apply)  
Concrete pump truck (When Flat Rack Truck is used appropriate Flat Rack shall apply)  
Concrete pump machine  
Snow Buggy  
Steam Cleaning  
Bus or Manhaul Driver  
Escort or Pilot Car Driver  
Pickup Truck  
Teamster Oiler/Greaser/and or Serviceman  
Hook Tenders  
Team Drivers  
Warehouseman  
Tool Room Attendant (Refineries)  
Fork Lift and Lift Jitneys  
Warehouse Clerk/Parts Man  
Fuel and/or Grease Truck Driver or Fuelman  
Truck Repair Helper  
Fuel Island Attendant, or Combination Pit and/or Grease Rack and Fuel Island Attendant

**GROUP 2**

Dump Trucks 6 yards Under 8 yards  
Transit Mixers through 10 yards  
Water Trucks Under 7000 gals.  
Jetting Trucks Under 7000 gals.  
Single Unit flat rack (3 axle unit)  
Highbed Heavy Duty Transport  
Scissor Truck  
Rubber Tired Muck Car (not self-loaded)  
Rubber Tired Truck Jumbo  
Winch Truck and "A" Frame Drivers  
Combination Winch Truck With Hoist  
Road Oil Truck or Bootman  
Buggymobile  
Ross, Hyster and similar Straddle Carrier  
Small Rubber Tired Tractor  
Truck Dispatcher

**GROUP 3**

Dump Trucks 8 yards and including 24 yards  
Transit Mixers Over 10 yards  
Water Trucks 7000 gals and over  
Jetting Trucks 7000 gals and over  
Vacuum Trucks under 7500 gals  
Trucks Towing Tilt Bed or Flat Bed Pull Trailers  
Heavy Duty Transport Tiller Man  
Tire Repairman

**GROUP 3 (continued)**

Truck Mounted Self Propelled Street Sweeper with or without Self-Contained Refuse Bin and or Vacuum Unit  
Boom Truck - Hydro-Lift or Swedish Type Extension or Retracting Crane  
P.B. or Similar Type Self Loading Truck  
Combination Bootman and Road Oiler  
Dry Distribution Truck (A Bootman when employed on such equipment, shall receive the rate specified for the classification of Road Oil Trucks or Bootman)  
Ammonia Nitrate Distributor, Driver and Mixer  
Snow Go and/or Plow

**GROUP 4**

Dump Trucks over 25 yards and under 65 yards  
Vacuum Trucks 7500 gals and over.  
Truck Repairman  
Water Pulls - DW 10s, 20s, 21s and other similar equipment when pulling Aqua/pak or Water Tank Trailers  
Helicopter Pilots  
Lowbed Heavy Duty Transport (up to and including 7 axles)  
DW 10s, 20s, 21s and other similar Cat type, Terra Cobra, LeTourneau Pulls, Tournorocker, Euclid and similar type Equipment when pulling fuel and/or grease tank trailers or other miscellaneous trailers

**GROUP 5**

Dump Truck 65 yards and over  
Holland Hauler  
Lowbed Heavy Duty Transport (over 7 axles)

**GROUP 6** (Use dump truck yardage rate)

Articulated Dump Truck  
Bulk Cement Spreader (w/ or w/o Auger)  
Dumpcrete Truck  
Skid Truck (Debris Box)  
Dry Pre-Batch Concrete Mix Trucks  
Dumpster or Similar Type  
Slurry Truck

**GROUP 7** (Use appropriate Rate for the Power Unit or the Equipment Utilized)

Heater Planer  
Asphalt Burner  
Scarifier Burner  
Fire Guard  
Industrial Lift Truck (mechanical tailgate)  
Utility and Clean-up Truck  
Composite Crewman

**GROUP 8**

Trainee



GENERAL PREVAILING WAGE DETERMINATION MADE BY THE DIRECTOR OF INDUSTRIAL RELATIONS  
PURSUANT TO CALIFORNIA LABOR CODE PART 7, CHAPTER 1, ARTICLE 2, SECTIONS 1770, 1773 AND 1773.1

FOR COMMERCIAL BUILDING, HIGHWAY, HEAVY CONSTRUCTION AND DREDGING PROJECTS

**CRAFT: TEAMSTER (SPECIAL SINGLE SHIFT RATE)**  
**(APPLIES ONLY TO WORK ON THE CONSTRUCTION SITE)**

**DETERMINATION:** NC-23-261-1-2014-1A

**ISSUE DATE:** August 22, 2014

**EXPIRATION DATE OF DETERMINATION:** June 28, 2015\*\* The rate to be paid for work performed after this date has been determined. If work will extend past this date, the new rate must be paid and should be incorporated in contracts entered into now. Contact the Office of the Director – Research Unit for specific rates at (415) 703-4774.

**LOCALITY:** All Localities within Alameda, Alpine, Amador, Butte, Calaveras, Colusa, Contra Costa, Del Norte, El Dorado, Fresno, Glenn, Humboldt, Kings, Lake, Lassen, Madera, Marin, Mariposa, Mendocino, Merced, Modoc, Monterey, Napa, Nevada, Placer, Plumas, Sacramento, San Benito, San Francisco, San Joaquin, San Mateo, Santa Clara, Santa Cruz, Shasta, Sierra, Siskiyou, Solano, Sonoma, Stanislaus, Sutter, Tehama, Trinity, Tulare, Tuolumne, Yolo, and Yuba Counties.

Classification <sup>g</sup> (Journey person)	Basic Hourly Rate	Employer Payments					Straight-Time		Overtime Hourly Rate		
		Health and Welfare	Pension	Vacation/ Holiday	Training	Other Payments	Hours	Total Hourly Rate	Daily 1 1/2X	Saturday <sup>b</sup> 1 1/2X	Sunday/ Holiday 2X
Group 1	\$29.96	\$15.53	\$5.75	\$2.15	\$0.85	<sup>a</sup> \$0.53	8	\$54.77	\$69.75	\$69.75	\$84.73
Group 2	30.26	15.53	5.75	2.15	0.85	0.53	8	55.07	70.20	70.20	85.33
Group 3	30.56	15.53	5.75	2.15	0.85	0.53	8	55.37	70.65	70.65	85.93
Group 4	30.91	15.53	5.75	2.15	0.85	0.53	8	55.72	71.175	71.175	86.63
Group 5	31.26	15.53	5.75	2.15	0.85	0.53	8	56.07	71.70	71.70	87.33
Group 6	USE DUMP TRUCK YARDAGE RATE										
Group 7	USE APPROPRIATE RATE FOR THE POWER UNIT OR THE EQUIPMENT UTILIZED										
Group 8 (Trainee) <sup>c</sup>											
<sup>d</sup> Step I – 1 <sup>st</sup> 1000 Hours											
<sup>e</sup> Step II – 2 <sup>nd</sup> 1000 Hours											
<sup>f</sup> Step III – 3 <sup>rd</sup> 1000 Hours											

<sup>a</sup> Supplemental Dues and Contract Administration.

<sup>b</sup> Saturday in the same work week may be worked at straight-time hourly rate if a job is shut down during the normal work week due to inclement weather or major mechanical breakdown, or lack of materials beyond the control of the Employer.

<sup>c</sup> An individual employer may employ one (1) trainee for every four (4) journey level Teamsters actively employed. Individual employers with less than four (4) journey level Teamsters may utilize one (1) trainee; thereafter, one (1) for every four (4) journey level Teamsters.

<sup>d</sup> Sixty-five percent (65%) of the Journey level wage for the type of equipment operated, plus full fringes without Vacation/Holiday.

<sup>e</sup> Seventy-five percent (75%) of the Journey level wage for the type of equipment operated, plus full fringes without Vacation/Holiday.

<sup>f</sup> Eighty-five percent (85%) of the Journey level wage for the type of equipment operated, plus full fringes without Vacation/Holiday.

<sup>g</sup> For classifications within each group, see page 56.

**RECOGNIZED HOLIDAYS:** Holidays upon which the general prevailing hourly wage rate for Holiday work shall be paid, shall be all holidays in the collective bargaining agreement, applicable to the particular craft, classification, or type of worker employed on the project, which is on file with the Director of Industrial Relations. If the prevailing rate is not based on a collectively bargained rate, the holidays upon which the prevailing rate shall be paid shall be as provided in Section 6700 of the Government Code. You may obtain the holiday provisions for the current determinations on the Internet at <http://www.dir.ca.gov/OPRI/PWD>. Holiday provisions for current or superseded determinations may be obtained by contacting the Office of the Director – Research Unit at (415) 703-4774.

**TRAVEL AND/OR SUBSISTENCE PAYMENT:** In accordance with Labor Code Sections 1773.1 and 1773.9, contractors shall make travel and/or subsistence payments to each worker to execute the work. You may obtain the travel and/or subsistence provisions for the current determinations on the Internet at <http://www.dir.ca.gov/OPRI/PWD>. Travel and/or subsistence requirements for current or superseded determinations may be obtained by contacting the Office of the Director – Research Unit at (415) 703-4774.



GENERAL PREVAILING WAGE DETERMINATION MADE BY THE DIRECTOR OF INDUSTRIAL RELATIONS  
PURSUANT TO CALIFORNIA LABOR CODE PART 7, CHAPTER 1, ARTICLE 2, SECTIONS 1770, 1773 AND 1773.1

**CRAFT: ## LANDSCAPE MAINTENANCE LABORER**

(APPLIES ONLY TO ROUTINE LANDSCAPE MAINTENANCE WORK NOT NEW LANDSCAPE CONSTRUCTION)<sup>1</sup>

**DETERMINATION:** NC-LML-2014-1

**ISSUE DATE:** August 22, 2014

**EXPIRATION DATE OF DETERMINATION:** September 30, 2014\* Effective until superseded by a new determination issued by the Director of Industrial Relations. Contact the Office of the Director – Research Unit (415) 703-4774 for the new rates after 10 days from the expiration date, if no subsequent determination is issued.

LOCALITY:	Employer Payments						Straight -Time		Overtime
	Basic Hourly Rate	Health and Welfare	Pension	Vacation	Holiday	Training	Hours	Total Hourly Rate	1 1/2x
Alameda.....	9.00	0.43	-	<sup>a</sup> 0.14	0.24	-	8	<sup>b</sup> 9.81	<sup>b</sup> 14.31
Alpine, El Dorado.....	9.00	-	-	0.12	0.14	-	8	9.26	13.76
	9.00	-	-	0.14	0.16	-	8	9.30	13.80
Amador.....	9.00	-	-	0.16	0.06	-	8	9.22	13.72
Butte, Glenn, and Plumas.....	9.00	0.16	-	<sup>c</sup> 0.13	0.05	-	8	<sup>b</sup> 9.34	<sup>b</sup> 13.84
Calaveras.....	9.00	-	-	0.10	0.12	-	8	9.22	13.72
Colusa and Sutter.....	9.00	-	-	0.12	0.14	-	8	9.26	13.76
	9.00	-	-	0.14	0.16	-	8	9.30	13.80
Contra Costa.....	10.00	-	-	-	0.12	-	8	10.12	15.12
Del Norte and Humboldt.....	9.00	-	-	0.25	0.07	-	8	9.32	13.82
Fresno.....	9.00	-	-	0.11	-	-	8	9.11	13.61
	9.00	-	-	<sup>d</sup> 0.19	0.19	-	8	<sup>b</sup> 9.38	<sup>b</sup> 13.88
Kings.....	9.00	-	-	<sup>e</sup> 0.25	0.25	-	8	<sup>b</sup> 9.50	<sup>b</sup> 14.00
Lake and Mendocino.....	9.00	-	-	<sup>f</sup> 0.13	0.03	-	8	<sup>b</sup> 9.16	<sup>b</sup> 13.66
	9.00	-	-	<sup>g</sup> 0.14	0.03	-	8	<sup>b</sup> 9.17	<sup>b</sup> 13.67
Lassen, Modoc, Shasta, Siskiyou and Trinity	9.00	-	-	0.31	0.09	-	8	9.40	13.90
Madera, Mariposa and Merced....	9.00	-	-	0.115	0.115	-	8	9.23	13.73
Marin.....	10.00	-	-	-	0.12	-	8	10.12	15.12
Monterey.....	9.00	-	-	0.14	0.22	-	8	9.36	13.86
	9.00	-	-	0.16	0.25	-	8	9.41	13.91
Napa.....	9.00	-	-	<sup>q</sup> 0.11	0.14	-	8	9.25	13.75
Nevada and Sierra.....	9.00	-	-	0.16	0.19	-	8	9.35	13.85
Placer.....	9.00	-	-	0.12	0.14	-	8	9.26	13.76
Sacramento.....	9.00	-	-	0.16	-	-	8	9.16	13.66
	9.00	-	-	0.15	-	-	8	9.15	13.65
San Benito.....	9.00	-	-	<sup>h</sup> 0.15	0.18	-	8	<sup>b</sup> 9.33	<sup>b</sup> 13.83
San Francisco.....	9.00	-	-	0.17	0.17	-	8	9.34	13.84
San Joaquin.....	9.00	0.37	-	<sup>i</sup> 0.12	0.12	-	8	<sup>b</sup> 9.61	<sup>b</sup> 14.11
San Mateo.....	9.00	0.43	-	<sup>j</sup> 0.12	0.14	-	8	<sup>b</sup> 9.69	<sup>b</sup> 14.19
	9.00	-	-	<sup>k</sup> 0.13	0.17	-	8	<sup>b</sup> 9.30	<sup>b</sup> 13.80
Santa Clara.....	9.00	0.03	-	<sup>l</sup> 0.13	0.18	-	8	<sup>b</sup> 9.34	<sup>b</sup> 13.84
Santa Cruz.....	9.00	-	-	0.16	-	-	8	9.16	13.66
	9.00	-	-	0.19	-	-	8	9.19	13.69
Solano.....	9.00	-	-	-	0.07	-	8	9.07	13.57
Sonoma.....	9.00	-	-	<sup>m</sup> 0.13	0.16	-	8	<sup>b</sup> 9.29	<sup>b</sup> 13.79
	9.00	0.38	-	<sup>n</sup> 0.15	0.19	-	8	<sup>b</sup> 9.72	<sup>b</sup> 14.22
Stanislaus and Tuolumne.....	9.00	-	-	0.115	0.14	-	8	9.255	13.755
	9.00	-	-	<sup>o</sup> 0.13	0.11	-	8	<sup>b</sup> 9.24	<sup>b</sup> 13.74
Tehama.....	9.00	-	-	0.12	0.19	-	8	9.31	13.81
Tulare.....	9.00	0.69	-	<sup>p</sup> 0.12	-	-	8	<sup>b</sup> 9.81	<sup>b</sup> 14.31
Yolo.....	9.00	-	-	-	0.14	-	8	9.14	13.64
	9.00	-	-	-	0.19	-	8	9.19	13.69
Yuba.....	9.00	-	-	0.14	0.16	-	8	9.30	13.80

## Craft is not apprenticeable

**NOTE:** If there are two rates, the first rate is for routine work, the second rate is for complex work.

**DETERMINATION: NC-LML-2014-1**

- a. \$0.20 after 3 years of service; \$0.27 after 5 years of service.
- b. Computation is based on first years of employment. This rate should be increased by any applicable vacation increase as stated in other footnotes.
- c. \$0.25 after 7 years of service.
- d. \$0.38 after 3 years of service.
- e. \$0.37 after 5 years of service; \$0.49 after 15 years of service.
- f. \$0.19 after 1 year of service; \$0.25 after 2 years of service.
- g. \$0.22 after 1 year of service; \$0.29 after 2 years of service.
- h. \$0.31 after 5 years of service.
- i. \$0.24 after 5 years of service.
- j. \$0.23 after 2 years of service; \$0.35 after 6 years of service.
- k. \$0.26 after 1 year of service; \$0.39 after 5 years of service.
- l. \$0.27 after 1 year of service; \$0.40 after 5 years of service.
- m. \$0.26 after 7 years of service.
- n. \$0.31 after 3 years of service; \$0.46 after 7 years of service.
- o. \$0.27 after 3 years of service; \$0.40 after 5 years of service.
- p. \$0.23 after 2 years of service.
- q. \$0.23 after 7 years of service.

<sup>1</sup> This determination does not apply to work of a landscape laborer employed on landscape construction (work incidental to construction or post-construction maintenance during the plant installation and establishment period). The following is a description of the landscape work cover under this determination:

**ROUTINE** – mowing, watering, pruning, trimming, weeding, spraying, occasional planting and replacement of plants and janitorial work incidental to such landscape maintenance.

**COMPLEX** – servicing of irrigation and sprinkler systems, repairing of equipment use in such landscape maintenance.

**RECOGNIZED HOLIDAYS:** Holidays upon which the general prevailing hourly wage rate for Holiday work shall be paid, shall be all holidays in the collective bargaining agreement, applicable to the particular craft, classification, or type of worker employed on the project, which is on file with the Director of Industrial Relations. If the prevailing rate is not based on a collectively bargained rate, the holidays upon which the prevailing rate shall be paid shall be as provided in Section 6700 of the Government Code. You may obtain the holiday provisions for the current determinations on the Internet at <http://www.dir.ca.gov/OPRL/PWD>. Holiday provisions for current or superseded determinations may be obtained by contacting the Office of the Director – Research Unit at (415) 703-4774.

**TRAVEL AND/OR SUBSISTENCE PAYMENT:** In accordance with Labor Code Sections 1773.1 and 1773.9, contractors shall make travel and/or subsistence payments to each worker to execute the work. You may obtain the travel and/or subsistence provisions for the current determinations on the Internet at <http://www.dir.ca.gov/OPRL/PWD>. Travel and/or subsistence requirements for current or superseded determinations may be obtained by contacting the Office of the Director – Research Unit at (415) 703-4774.

GENERAL PREVAILING WAGE DETERMINATION MADE BY THE DIRECTOR OF INDUSTRIAL RELATIONS  
PURSUANT TO CALIFORNIA LABOR CODE PART 7, CHAPTER 1, ARTICLE 2, SECTIONS 1770, 1773 AND 1773.1  
FOR COMMERCIAL BUILDING, HIGHWAY, HEAVY CONSTRUCTION AND DREDGING PROJECTS

**CRAFT: DRIVER (ON/OFF-HAULING TO/FROM CONSTRUCTION SITE)**

**Determination:** C-MT-261-X-265-2011-1

**Issue Date:** August 22, 2011

**Expiration date of determination:** July 31, 2012\* Effective until superseded by a new determination issued by the Director of Industrial Relations. Contact the Division of Labor Statistics and Research at (415) 703-4774 for the new rates after 10 days from the expiration date, if no subsequent determination is issued.

**Localities:** All localities within Alameda, Contra Costa, Marin, Napa, Solano and Sonoma Counties.

Classification	Basic Hourly Rate	Employer Payments					Straight-Time		Overtime Hourly Rate		
		Health and Welfare	Pension	Vacation And Holiday	Training	Other	Hours	Total Hourly Rate	Daily (1½ X)	Saturday (1½ X)	Sunday/ Holiday (2 X)
Ready Mix Driver	\$25.65	\$8.41	\$5.75	\$2.25	-	-	8.0	\$42.06	\$54.89	\$54.89	\$67.71

**RECOGNIZED HOLIDAYS:** Holidays upon which the general prevailing hourly wage rate for Holiday work shall be paid, shall be all holidays in the collective bargaining agreement, applicable to the particular craft, classification, or type of worker employed on the project, which is on file with the Director of Industrial Relations. If the prevailing rate is not based on a collectively bargained rate, the holidays upon which the prevailing rate shall be paid shall be as provided in Section 6700 of the Government Code. You may obtain the holiday provisions for the current determinations on the Internet at <http://www.dir.ca.gov/DLSR/PWD>. Holiday provisions for current or superseded determinations may be obtained by contacting the Prevailing Wage Unit at (415) 703-4774.

**TRAVEL AND/OR SUBSISTENCE PAYMENT:** In accordance with Labor Code Sections 1773.1 and 1773.9, contractors shall make travel and/or subsistence payments to each worker to execute the work. You may obtain the travel and/or subsistence requirements for the current determinations on the Internet at <http://www.dir.ca.gov/DLRS/PWD>. Travel and/or subsistence requirements for current or superseded determinations may be obtained by contacting the Prevailing Wage Unit at (415) 703-4774.



GENERAL PREVAILING WAGE DETERMINATION MADE BY THE DIRECTOR OF INDUSTRIAL RELATIONS  
PURSUANT TO CALIFORNIA LABOR CODE PART 7, CHAPTER 1, ARTICLE 2, SECTIONS 1770, 1773 AND 1773.1  
FOR COMMERCIAL BUILDING, HIGHWAY, HEAVY CONSTRUCTION AND DREDGING PROJECTS

**CRAFT: DRIVER (ON/OFF-HAULING TO/FROM CONSTRUCTION SITE)**

**Determination:** C-MT-830-261-5-2009-1

**Issue Date:** February 22, 2009

**Expiration date of determination:** March 3, 2010\* Effective until superseded by a new determination issued by the Director of Industrial Relations. Contact the Division of Labor Statistics and Research at (415) 703-4774 for the new rates after 10 days from the expiration date, if no subsequent determination is issued.

**Localities:** All localities within Alpine, Amador, Calaveras, San Joaquin and Tuolumne Counties

Classification	Basic Hourly Rate	Employer Payments					Straight-Time		Overtime Hourly Rate	
		Health And Welfare	Pension	Vacation And Holiday	Training	Other	Hours	Total Hourly Rate	Daily (1½ X)	Sunday/ Holiday (1½ X)
Driver: Mixer Truck	\$20.10	\$3.09 <sup>a</sup>	-	\$1.005 <sup>b</sup>	-	-	8.0	\$24.195	\$34.245 <sup>c</sup>	\$34.245

<sup>a</sup> The contribution applies to all hours until \$535.26 is paid for the month.

<sup>b</sup> \$1.39 after 3 years of service

\$1.78 after 10 years of service

\$2.16 after 20 years of service

<sup>c</sup> Rate applies to work in excess of eight (8) hours daily and forty (40) hours weekly.

\* There is no predetermined increase applicable to this determination.

**RECOGNIZED HOLIDAYS:** Holidays upon which the general prevailing hourly wage rate for Holiday work shall be paid, shall be all holidays in the collective bargaining agreement, applicable to the particular craft, classification, or type of worker employed on the project, which is on file with the Director of Industrial Relations. If the prevailing rate is not based on a collectively bargained rate, the holidays upon which the prevailing rate shall be paid shall be as provided in Section 6700 of the Government Code. You may obtain the holiday provisions for the current determinations on the Internet at <http://www.dir.ca.gov/DLSR/PWD>. Holiday provisions for current or superseded determinations may be obtained by contacting the Prevailing Wage Unit at (415) 703-4774.

**TRAVEL AND/OR SUBSISTENCE PAYMENT:** In accordance with Labor Code Sections 1773.1 and 1773.9, contractors shall make travel and/or subsistence payments to each worker to execute the work. You may obtain the travel and/or subsistence requirements for the current determinations on the Internet at <http://www.dir.ca.gov/DLRS/PWD>. Travel and/or subsistence requirements for current or superseded determinations may be obtained by contacting the Prevailing Wage Unit at (415) 703-4774.

GENERAL PREVAILING WAGE DETERMINATION MADE BY THE DIRECTOR OF INDUSTRIAL RELATIONS  
PURSUANT TO CALIFORNIA LABOR CODE PART 7, CHAPTER 1, ARTICLE 2, SECTIONS 1770, 1773 AND 1773.1  
FOR COMMERCIAL BUILDING, HIGHWAY, HEAVY CONSTRUCTION AND DREDGING PROJECTS

**CRAFT: DRIVER (ON/OFF-HAULING TO/FROM CONSTRUCTION SITE)**

**Determination:** C-MT-261-150-53-2009-2

**Issue Date:** August 22, 2009

**Expiration date of determination:** June 30, 2010\* Effective until superseded by a new determination issued by the Director of Industrial Relations. Contact the Division of Labor Statistics and Research at (415) 703-4774 for new rates after 10 days from the expiration date, if no subsequent determination is issued.

**Localities:** All localities within Butte, Colusa, El Dorado, Placer, Sacramento, Sutter, Yolo and Yuba Counties.

Classification	Basic Hourly Rate	Employer Payments					Straight-Time		Overtime Hourly Rate		
		Health And Welfare	Pension	Vacation And Holiday	Training	Other	Hours	Total Hourly Rate	Daily (1½ X)	Saturday (1½ X)	Sunday/ Holiday (2 X)
Driver: Mixer Truck	\$26.50	\$6.89 <sup>a</sup>	\$8.97 <sup>b</sup>	<sup>c</sup>	-	-	8.0	\$42.36	\$55.61	\$55.61	\$68.86

<sup>a</sup> Health and Welfare is applicable for workers who have worked at least eighty (80) hours in the previous calendar month. Contribution applies to all work until \$1195 is paid for the month.

<sup>b</sup> An amount (\$4.66) shall be paid for all hours worked up to 173 hours per month.

<sup>c</sup> \$0.92 after 30 days of service with the employer  
\$1.43 after 1 year of service with the employer  
\$1.94 after 2 years of service with the employer  
\$2.45 after 5 years of service with the employer  
\$2.96 after 15 years of service with the employer  
\$3.47 after 25 years of service with the employer

**RECOGNIZED HOLIDAYS:** Holidays upon which the general prevailing hourly wage rate for Holiday work shall be paid, shall be all holidays in the collective bargaining agreement, applicable to the particular craft, classification, or type of worker employed on the project, which is on file with the Director of Industrial Relations. If the prevailing rate is not based on a collectively bargained rate, the holidays upon which the prevailing rate shall be paid shall be as provided in Section 6700 of the Government Code. You may obtain the holiday provisions for the current determinations on the Internet at <http://www.dir.ca.gov/DLSR/PWD>. Holiday provisions for current or superseded determinations may be obtained by contacting the Prevailing Wage Unit at (415) 703-4774.

**TRAVEL AND/OR SUBSISTENCE PAYMENT:** In accordance with Labor Code Sections 1773.1 and 1773.9, contractors shall make travel and/or subsistence payments to each worker to execute the work. You may obtain the travel and/or subsistence requirements for the current determinations on the Internet at <http://www.dir.ca.gov/DLSR/PWD>. Travel and/or subsistence requirements for current or superseded determinations may be obtained by contacting the Prevailing Wage Unit at (415) 703-4774.

GENERAL PREVAILING WAGE DETERMINATION MADE BY THE DIRECTOR OF INDUSTRIAL RELATIONS  
PURSUANT TO CALIFORNIA LABOR CODE PART 7, CHAPTER 1, ARTICLE 2, SECTIONS 1770, 1773 AND 1773.1  
FOR COMMERCIAL BUILDING, HIGHWAY, HEAVY CONSTRUCTION AND DREDGING PROJECTS

**CRAFT: DRIVER (ON/OFF-HAULING TO/FROM CONSTRUCTION SITE)**

**Determination:** C-MT-261-624-17-2009-1

**Issue Date:** February 22, 2009

**Expiration date of determination:** March 3, 2010\* Effective until superseded by a new determination issued by the Director of Industrial Relations. Contact the Division of Labor Statistics and Research at (415) 703-4774 for the new rates after 10 days from the expiration date, if no subsequent determination is issued.

**Localities:** All localities within Del Norte, Humboldt and Mendocino Counties.

Classification	Basic Hourly Rate	Employer Payments					Straight-Time		Overtime Hourly Rate	
		Health And Welfare	Pension	Vacation And Holiday	Training	Other	Hours	Total Hourly Rate	Daily (1½ X)	Sunday/ Holiday (1½ X)
Driver: Mixer Truck	\$22.50	\$4.81 <sup>a</sup>	\$5.60	\$2.00	-	-	8.0	\$34.91	\$46.16 <sup>b</sup>	\$46.16

<sup>a</sup> The contribution applies to all hours until \$833.00 is paid for the month.

<sup>b</sup> Rate applies to work in excess of eight (8) hours daily and forty (40) hours weekly.

\* There is no predetermined increase applicable to this determination.

**RECOGNIZED HOLIDAYS:** Holidays upon which the general prevailing hourly wage rate for Holiday work shall be paid, shall be all holidays in the collective bargaining agreement, applicable to the particular craft, classification, or type of worker employed on the project, which is on file with the Director of Industrial Relations. If the prevailing rate is not based on a collectively bargained rate, the holidays upon which the prevailing rate shall be paid shall be as provided in Section 6700 of the Government Code. You may obtain the holiday provisions for the current determinations on the Internet at <http://www.dir.ca.gov/DLSR/PWD>. Holiday provisions for current or superseded determinations may be obtained by contacting the Prevailing Wage Unit at (415) 703-4774.

**TRAVEL AND/OR SUBSISTENCE PAYMENT:** In accordance with Labor Code Sections 1773.1 and 1773.9, contractors shall make travel and/or subsistence payments to each worker to execute the work. You may obtain the travel and/or subsistence requirements for the current determinations on the Internet at <http://www.dir.ca.gov/DLRS/PWD>. Travel and/or subsistence requirements for current or superseded determinations may be obtained by contacting the Prevailing Wage Unit at (415) 703-4774.

GENERAL PREVAILING WAGE DETERMINATION MADE BY THE DIRECTOR OF INDUSTRIAL RELATIONS  
PURSUANT TO CALIFORNIA LABOR CODE PART 7, CHAPTER 1, ARTICLE 2, SECTIONS 1770, 1773 AND 1773.1  
FOR COMMERCIAL BUILDING, HIGHWAY, HEAVY CONSTRUCTION AND DREDGING PROJECTS

**CRAFT: DRIVER (ON/OFF-HAULING TO/FROM CONSTRUCTION SITE)**

**Determination:** C-MT-830-261-4-2009-1

**Issue Date:** February 22, 2009

**Expiration date of determination:** March 3, 2010\* Effective until superseded by a new determination issued by the Director of Industrial Relations. Contact the Division of Labor Statistics and Research at (415) 703-4774 for new rates after 10 days from expiration date, if no subsequent determination is issued.

**Localities:** All localities within Fresno, Madera, Mariposa, Merced and Stanislaus Counties.

Classification	Basic Hourly Rate	Employer Payments					Straight-Time		Overtime Hourly Rate	
		Health And Welfare	Pension	Vacation And Holiday	Training	Other	Hours	Total Hourly Rate	Daily (1½ X)	Sunday/ Holiday (1½ X)
Driver: Mixer Truck	\$18.50	\$5.44 <sup>a</sup>	-	\$0.71 <sup>b</sup>	-	-	8.0	\$24.65	\$33.90 <sup>c</sup>	\$33.90

<sup>a</sup> The contribution applies to all hours until \$943.38 is paid for the month.

<sup>b</sup> \$1.42 after 1 year of service for the employer  
\$1.78 after 5 years of service for the employer  
\$2.13 after 15 years of service for the employer

<sup>c</sup> Rate applies to work in excess of eight (8) hours daily and forty (40) hours weekly.

\* There is no predetermined increase applicable to this determination.

**RECOGNIZED HOLIDAYS:** Holidays upon which the general prevailing hourly wage rate for Holiday work shall be paid, shall be all holidays in the collective bargaining agreement, applicable to the particular craft, classification, or type of worker employed on the project, which is on file with the Director of Industrial Relations. If the prevailing rate is not based on a collectively bargained rate, the holidays upon which the prevailing rate shall be paid shall be as provided in Section 6700 of the Government Code. You may obtain the holiday provisions for the current determinations on the Internet at <http://www.dir.ca.gov/DLSR/PWD>. Holiday provisions for current or superseded determinations may be obtained by contacting the Prevailing Wage Unit at (415) 703-4774.

**TRAVEL AND/OR SUBSISTENCE PAYMENT:** In accordance with Labor Code Sections 1773.1 and 1773.9, contractors shall make travel and/or subsistence payments to each worker to execute the work. You may obtain the travel and/or subsistence requirements for the current determinations on the Internet at <http://www.dir.ca.gov/DLRS/PWD>. Travel and/or subsistence requirements for current or superseded determinations may be obtained by contacting the Prevailing Wage Unit at (415) 703-4774.



GENERAL PREVAILING WAGE DETERMINATION MADE BY THE DIRECTOR OF INDUSTRIAL RELATIONS  
PURSUANT TO CALIFORNIA LABOR CODE PART 7, CHAPTER 1, ARTICLE 2, SECTIONS 1770, 1773 AND 1773.1  
FOR COMMERCIAL BUILDING, HIGHWAY, HEAVY CONSTRUCTION AND DREDGING PROJECTS

**CRAFT: DRIVER (ON/OFF-HAULING TO/FROM CONSTRUCTION SITE)**

**Determination:** C-MT-830-261-2-2009-1

**Issue Date:** February 22, 2009

**Expiration date of determination:** March 3, 2010\* Effective until superseded by a new determination issued by the Director of Industrial Relations. Contact the Division of Labor Statistics and Research at (415) 703-4774 for the new rates after 10 days from the expiration date, if no subsequent determination is issued.

**Localities:** All localities within Glenn, Lassen, Modoc, Plumas, Shasta, Siskiyou, Tehama, and Trinity Counties.

Classification	Basic Hourly Rate	Employer Payments					Straight-Time		Overtime Hourly Rate	
		Health And Welfare	Pension	Vacation And Holiday	Training	Other	Hours	Total Hourly Rate	Daily (1½ X)	Sunday/ Holiday (1½ X)
Driver: Mixer Truck	\$14.80	\$3.46 <sup>a</sup>	-	\$0.68 <sup>b</sup>	-	-	8.0	\$18.94	\$26.34 <sup>c</sup>	\$26.34

<sup>a</sup> The contribution applies to all hours until \$600 is paid for the month.

<sup>b</sup> \$0.97 after 2 years of service

<sup>c</sup> Rate applies to work in excess of eight (8) hours daily and forty (40) hours weekly.

\* There is no predetermined increase applicable to this determination.

**RECOGNIZED HOLIDAYS:** Holidays upon which the general prevailing hourly wage rate for Holiday work shall be paid, shall be all holidays in the collective bargaining agreement, applicable to the particular craft, classification, or type of worker employed on the project, which is on file with the Director of Industrial Relations. If the prevailing rate is not based on a collectively bargained rate, the holidays upon which the prevailing rate shall be paid shall be as provided in Section 6700 of the Government Code. You may obtain the holiday provisions for the current determinations on the Internet at <http://www.dir.ca.gov/DLSR/PWD>. Holiday provisions for current or superseded determinations may be obtained by contacting the Prevailing Wage Unit at (415) 703-4774.

**TRAVEL AND/OR SUBSISTENCE PAYMENT:** In accordance with Labor Code Sections 1773.1 and 1773.9, contractors shall make travel and/or subsistence payments to each worker to execute the work. You may obtain the travel and/or subsistence requirements for the current determinations on the Internet at <http://www.dir.ca.gov/DLRS/PWD>. Travel and/or subsistence requirements for current or superseded determinations may be obtained by contacting the Prevailing Wage Unit at (415) 703-4774.

GENERAL PREVAILING WAGE DETERMINATION MADE BY THE DIRECTOR OF INDUSTRIAL RELATIONS  
PURSUANT TO CALIFORNIA LABOR CODE PART 7, CHAPTER 1, ARTICLE 2, SECTIONS 1770, 1773 AND 1773.1  
FOR COMMERCIAL BUILDING, HIGHWAY, HEAVY CONSTRUCTION AND DREDGING PROJECTS

**CRAFT: DRIVER (ON/OFF-HAULING TO/FROM CONSTRUCTION SITE)**

**Determination:** C-MT-261-36-95-2010-1

**Issue Date:** February 22, 2010

**Expiration date of determination:** August 28, 2010\* Effective until superseded by a new determination issued by the Director of Industrial Relations. Contact the Division of Labor Statistics and Research at (415) 703-4774 for the new rates after 10 days from the expiration date, if no subsequent determination is issued.

**Localities:** All localities within Imperial and San Diego Counties.

Classification	Basic Hourly Rate	Employer Payments					Straight-Time		Overtime Hourly Rate	
		Health And Welfare	Pension	Vacation And Holiday	Training	Other	Hours	Total Hourly Rate	Daily (1½ X)	Sunday/ Holiday (2 X)
Mixer Driver	\$25.05	\$4.75 <sup>a</sup>	\$3.10	\$1.25 <sup>b</sup>	-	-	8.0	\$34.15	\$46.68 <sup>c</sup>	\$59.20

<sup>a</sup>The contribution applies to all hours until \$823.00 is paid for the month.

<sup>b</sup>\$1.73 after one year of service

\$2.22 after 7 years of service.

\$2.70 after 14 years of service.

<sup>c</sup>Rate applies to work in excess of eight (8) hours daily and forty (40) hours weekly. All work in excess of 12 hours daily shall be paid the Sunday/Holiday (2X) rate.

**RECOGNIZED HOLIDAYS:** Holidays upon which the general prevailing hourly wage rate for Holiday work shall be paid, shall be all holidays in the collective bargaining agreement, applicable to the particular craft, classification, or type of worker employed on the project, which is on file with the Director of Industrial Relations. If the prevailing rate is not based on a collectively bargained rate, the holidays upon which the prevailing rate shall be paid shall be as provided in Section 6700 of the Government Code. You may obtain the holiday provisions for the current determinations on the Internet at <http://www.dir.ca.gov/DLSR/PWD>. Holiday provisions for current or superseded determinations may be obtained by contacting the Prevailing Wage Unit at (415) 703-4774.

**TRAVEL AND/OR SUBSISTENCE PAYMENT:** In accordance with Labor Code Sections 1773.1 and 1773.9, contractors shall make travel and/or subsistence payments to each worker to execute the work. You may obtain the travel and/or subsistence requirements for the current determinations on the Internet at <http://www.dir.ca.gov/DLRS/PWD>. Travel and/or subsistence requirements for current or superseded determinations may be obtained by contacting the Prevailing Wage Unit at (415) 703-4774.

GENERAL PREVAILING WAGE DETERMINATION MADE BY THE DIRECTOR OF INDUSTRIAL RELATIONS  
PURSUANT TO CALIFORNIA LABOR CODE PART 7, CHAPTER 1, ARTICLE 2, SECTIONS 1770, 1773 AND 1773.1  
FOR COMMERCIAL BUILDING, HIGHWAY, HEAVY CONSTRUCTION AND DREDGING PROJECTS

**CRAFT: DRIVER (ON/OFF-HAULING TO/FROM CONSTRUCTION SITE)**

**Determination:** C-MT-830-261-12-2009-1

**Issue Date:** February 22, 2009

**Expiration date of determination:** March 3, 2010\* Effective until superseded by a new determination issued by the Director of Industrial Relations. Contact the Division of Labor Statistics and Research at (415) 703-4774 for the new rates after 10 days from the expiration date, if no subsequent determination is issued.

**Localities:** All localities within Inyo, Mono and San Bernardino Counties.

Classification	Basic Hourly Rate	Employer Payments					Straight-Time		Overtime Hourly Rate	
		Health And Welfare	Pension	Vacation And Holiday	Training	Other	Hours	Total Hourly Rate	Daily (1½ X)	Sunday/ Holiday (1½ X)
Driver: Mixer Truck	\$19.05	\$6.66 <sup>a</sup>	\$1.71	\$1.17 <sup>b</sup>	-	-	8.0	\$28.59	\$38.115 <sup>c</sup>	\$38.115

<sup>a</sup> The contribution applies to all hours until \$1155.24 is paid for the month.

<sup>b</sup> \$1.54 after 7 years of service

\$1.91 after 14 years of service

<sup>c</sup> Rate applies to work in excess of eight (8) hours daily and forty (40) hours weekly.

\* There is no predetermined increase applicable to this determination.

**RECOGNIZED HOLIDAYS:** Holidays upon which the general prevailing hourly wage rate for Holiday work shall be paid, shall be all holidays in the collective bargaining agreement, applicable to the particular craft, classification, or type of worker employed on the project, which is on file with the Director of Industrial Relations. If the prevailing rate is not based on a collectively bargained rate, the holidays upon which the prevailing rate shall be paid shall be as provided in Section 6700 of the Government Code. You may obtain the holiday provisions for the current determinations on the Internet at <http://www.dir.ca.gov/DLSR/PWD>. Holiday provisions for current or superseded determinations may be obtained by contacting the Prevailing Wage Unit at (415) 703-4774.

**TRAVEL AND/OR SUBSISTENCE PAYMENT:** In accordance with Labor Code Sections 1773.1 and 1773.9, contractors shall make travel and/or subsistence payments to each worker to execute the work. You may obtain the travel and/or subsistence requirements for the current determinations on the Internet at <http://www.dir.ca.gov/DLRS/PWD>. Travel and/or subsistence requirements for current or superseded determinations may be obtained by contacting the Prevailing Wage Unit at (415) 703-4774.

GENERAL PREVAILING WAGE DETERMINATION MADE BY THE DIRECTOR OF INDUSTRIAL RELATIONS  
PURSUANT TO CALIFORNIA LABOR CODE PART 7, CHAPTER 1, ARTICLE 2, SECTIONS 1770, 1773 AND 1773.1  
FOR COMMERCIAL BUILDING, HIGHWAY, HEAVY CONSTRUCTION AND DREDGING PROJECTS

**CRAFT: DRIVER (ON/OFF-HAULING TO/FROM CONSTRUCTION SITE)**

**Determination:** C-MT-261-87-119-2011-1

**Issue Date:** February 22, 2011

**Expiration date of determination:** January 15, 2012\* Effective until superseded by a new determination issued by the Director of Industrial Relations. Contact the Division of Labor Statistics and Research at (415) 703-4774 for new rates after 10 days from the expiration date, if no subsequent determination is issued.

**Localities:** All localities within Kern, Kings and Tulare Counties.

Classification	Basic Hourly Rate	Employer Payments					Straight-Time		Overtime Hourly Rate		
		Health And Welfare	Pension	Vacation And Holiday	Training	Other	Hours	Total Hourly Rate	Daily (1½ X)	Saturday/ Holiday (1½ X)	Sunday (2 X)
Driver: Mixer Truck	\$20.11	\$4.89 <sup>a</sup>	\$3.05	\$0.70 <sup>b</sup>	-	-	8.0	\$28.75	\$38.11 <sup>c</sup>	\$38.11 <sup>c</sup>	\$48.16

<sup>a</sup> The contribution applies to all hours until \$847.50 is paid for the month.

<sup>b</sup> Applies to workers who have been on payroll for thirty (30) days. After 1 year of employment, Vacation and Holiday increases to \$1.08. After 2 years of employment, Vacation and Holiday increases to \$1.47. After 8 years of employment, Vacation and Holiday increases to \$1.86.

<sup>c</sup> Overtime is paid at two times (2x) the basic hourly rate for work performed in excess of twelve (12) hours in any work day.

**RECOGNIZED HOLIDAYS:** Holidays upon which the general prevailing hourly wage rate for Holiday work shall be paid, shall be all holidays in the collective bargaining agreement, applicable to the particular craft, classification, or type of worker employed on the project, which is on file with the Director of Industrial Relations. If the prevailing rate is not based on a collectively bargained rate, the holidays upon which the prevailing rate shall be paid shall be as provided in Section 6700 of the Government Code. You may obtain the holiday provisions for the current determinations on the Internet at <http://www.dir.ca.gov/DLSR/PWD>. Holiday provisions for current or superseded determinations may be obtained by contacting the Prevailing Wage Unit at (415) 703-4774.

**TRAVEL AND/OR SUBSISTENCE PAYMENT:** In accordance with Labor Code Sections 1773.1 and 1773.9, contractors shall make travel and/or subsistence payments to each worker to execute the work. You may obtain the travel and/or subsistence requirements for the current determinations on the Internet at <http://www.dir.ca.gov/DLRS/PWD>. Travel and/or subsistence requirements for current or superseded determinations may be obtained by contacting the Prevailing Wage Unit at (415) 703-4774.

GENERAL PREVAILING WAGE DETERMINATION MADE BY THE DIRECTOR OF INDUSTRIAL RELATIONS  
PURSUANT TO CALIFORNIA LABOR CODE PART 7, CHAPTER 1, ARTICLE 2, SECTIONS 1770, 1773 AND 1773.1  
FOR COMMERCIAL BUILDING, HIGHWAY, HEAVY CONSTRUCTION AND DREDGING PROJECTS

**CRAFT: DRIVER (ON/OFF-HAULING TO/FROM CONSTRUCTION SITE)**

**Determination:** C-MT-261-624-18-2009-1

**Issue Date:** February 22, 2009

**Expiration date of determination:** March 3, 2010\* Effective until superseded by a new determination issued by the Director of Industrial Relations. Contact the Division of Labor Statistics and Research at (415) 703-4774 for new rates after 10 days from expiration date, if no subsequent determination is issued.

**Localities:** All localities within Lake County.

Classification	Basic Hourly Rate	Employer Payments					Straight-Time Hours	Total Hourly Rate	Overtime Hourly Rate	
		Health And Welfare <sup>a</sup>	Pension	Vacation And Holiday	Training	Other			Daily/ Holiday <sup>b</sup> (1½ X)	Sunday (2X)
Driver: Mixer Truck	\$20.60	\$4.81	\$6.00	\$2.00	-	-	8.0	\$33.41	\$43.71	\$54.01

<sup>a</sup> The contribution applies to all hours until \$833.00 is paid for the month.

<sup>b</sup> Rate applies to work in excess of eight (8) hours daily, forty (40) hours weekly and all hours worked on holidays.

\* There is no predetermined increase applicable to this determination.

**RECOGNIZED HOLIDAYS:** Holidays upon which the general prevailing hourly wage rate for Holiday work shall be paid, shall be all holidays in the collective bargaining agreement, applicable to the particular craft, classification, or type of worker employed on the project, which is on file with the Director of Industrial Relations. If the prevailing rate is not based on a collectively bargained rate, the holidays upon which the prevailing rate shall be paid shall be as provided in Section 6700 of the Government Code. You may obtain the holiday provisions for the current determinations on the Internet at <http://www.dir.ca.gov/DLSR/PWD>. Holiday provisions for current or superseded determinations may be obtained by contacting the Prevailing Wage Unit at (415) 703-4774.

**TRAVEL AND/OR SUBSISTENCE PAYMENT:** In accordance with Labor Code Sections 1773.1 and 1773.9, contractors shall make travel and/or subsistence payments to each worker to execute the work. You may obtain the travel and/or subsistence requirements for the current determinations on the Internet at <http://www.dir.ca.gov/DLSR/PWD>. Travel and/or subsistence requirements for current or superseded determinations may be obtained by contacting the Prevailing Wage Unit at (415) 703-4774.

GENERAL PREVAILING WAGE DETERMINATION MADE BY THE DIRECTOR OF INDUSTRIAL RELATIONS  
PURSUANT TO CALIFORNIA LABOR CODE PART 7, CHAPTER 1, ARTICLE 2, SECTIONS 1770, 1773 AND 1773.1  
FOR COMMERCIAL BUILDING, HIGHWAY, HEAVY CONSTRUCTION AND DREDGING PROJECTS

**CRAFT: DRIVER (ON/OFF-HAULING TO/FROM CONSTRUCTION SITE)**

**Determination:** C-MT-261-X-258-2009-2

**Issue Date:** August 22, 2009

**Expiration date of determination:** June 30, 2010\* Effective until superseded by a new determination issued by the Director of Industrial Relations. Contact the Division of Labor Statistics and Research at (415) 703-4774 for the new rates after 10 days from the expiration date, if no subsequent determination is issued.

**Localities:** All localities within Los Angeles, Orange and Ventura Counties.

Classification	Basic Hourly Rate	Employer Payments					Straight-Time Total Hourly Hours	Rate	Overtime Hourly Rate		
		Health And Welfare	Pension	Vacation And Holiday <sup>d</sup>	Training	Other			Daily (1½ X)	Saturday/ Holiday (1½ X)	Sunday <sup>e</sup> (2 X)
Ready Mix Driver <sup>a</sup>	\$21.25	\$4.60 <sup>b</sup>	\$3.44	\$0.41 <sup>c</sup>	-	-	8.0	\$29.70	\$40.33	\$40.33	\$50.95

<sup>a</sup> New hires will be subject to employment at hourly rates that are four dollars (\$4.00) less, three dollars (\$3.00) less, two dollars (\$2.00) less, and one dollar (\$1.00) less than the straight time hourly rate for time periods of twelve (12) months each until they reach the Journeyman basic hourly rate.

<sup>b</sup> The contribution applies to all hours until \$796.50 is paid for the month.

<sup>c</sup> \$0.98 after 4 months of service

\$1.39 after 1 year of service

\$1.80 after 7 years of service

\$2.21 after 14 years of service

<sup>d</sup> Includes \$0.57 for Holidays after four (4) months, which would be deducted from the Vacation/Holiday rate if you choose to adopt the paid days off enumerated in the Holiday Provisions.

<sup>e</sup> Emergency work and breakdown on Sundays shall be paid at time and one-half (1½x) the straight time rate.

**RECOGNIZED HOLIDAYS:** Holidays upon which the general prevailing hourly wage rate for Holiday work shall be paid, shall be all holidays in the collective bargaining agreement, applicable to the particular craft, classification, or type of worker employed on the project, which is on file with the Director of Industrial Relations. If the prevailing rate is not based on a collectively bargained rate, the holidays upon which the prevailing rate shall be paid shall be as provided in Section 6700 of the Government Code. You may obtain the holiday provisions for the current determinations on the Internet at <http://www.dir.ca.gov/DLSR/PWD>. Holiday provisions for current or superseded determinations may be obtained by contacting the Prevailing Wage Unit at (415) 703-4774.

**TRAVEL AND/OR SUBSISTENCE PAYMENT:** In accordance with Labor Code Sections 1773.1 and 1773.9, contractors shall make travel and/or subsistence payments to each worker to execute the work. You may obtain the travel and/or subsistence requirements for the current determinations on the Internet at <http://www.dir.ca.gov/DLSR/PWD>. Travel and/or subsistence requirements for current or superseded determinations may be obtained by contacting the Prevailing Wage Unit at (415) 703-4774.

GENERAL PREVAILING WAGE DETERMINATION MADE BY THE DIRECTOR OF INDUSTRIAL RELATIONS  
PURSUANT TO CALIFORNIA LABOR CODE PART 7, CHAPTER 1, ARTICLE 2, SECTIONS 1770, 1773 AND 1773.1  
FOR COMMERCIAL BUILDING, HIGHWAY, HEAVY CONSTRUCTION AND DREDGING PROJECTS

**CRAFT: DRIVER (ON/OFF-HAULING TO/FROM CONSTRUCTION SITE)**

**Determination:** C-MT-830-261-3-2009-1

**Issue Date:** February 22, 2009

**Expiration date of determination:** March 3, 2010\* Effective until superseded by a new determination issued by the Director of Industrial Relations. Contact the Division of Labor Statistics and Research at (415) 703-4774 for the new rates after 10 days from the expiration date, if no subsequent determination is issued.

**Localities:** All localities within Monterey, San Benito, San Francisco, San Mateo, Santa Clara, and Santa Cruz Counties.

Classification	Basic Hourly Rate	Employer Payments					Straight-Time		Overtime Hourly Rate	
		Health And Welfare	Pension	Vacation And Holiday	Training	Other	Hours	Total Hourly Rate	Daily (1½ X)	Sunday/ Holiday (1½ X)
Driver: Mixer Truck	\$21.50	\$9.64	\$1.72 <sup>a</sup>	\$0.99 <sup>b</sup>	-	-	8.0	\$33.85	\$45.46 <sup>c</sup>	\$45.46

<sup>a</sup> This amount is factored at the applicable overtime rate.

<sup>b</sup> \$1.41 after 2 years of service  
\$1.82 after 10 years of service  
\$2.23 after 20 years of service

<sup>c</sup> Rate applies to work in excess of eight (8) hours daily and forty (40) hours weekly.

\* There is no predetermined increase applicable to this determination.

**RECOGNIZED HOLIDAYS:** Holidays upon which the general prevailing hourly wage rate for Holiday work shall be paid, shall be all holidays in the collective bargaining agreement, applicable to the particular craft, classification, or type of worker employed on the project, which is on file with the Director of Industrial Relations. If the prevailing rate is not based on a collectively bargained rate, the holidays upon which the prevailing rate shall be paid shall be as provided in Section 6700 of the Government Code. You may obtain the holiday provisions for the current determinations on the Internet at <http://www.dir.ca.gov/DLSR/PWD>. Holiday provisions for current or superseded determinations may be obtained by contacting the Prevailing Wage Unit at (415) 703-4774.

**TRAVEL AND/OR SUBSISTENCE PAYMENT:** In accordance with Labor Code Sections 1773.1 and 1773.9, contractors shall make travel and/or subsistence payments to each worker to execute the work. You may obtain the travel and/or subsistence requirements for the current determinations on the Internet at <http://www.dir.ca.gov/DLRS/PWD>. Travel and/or subsistence requirements for current or superseded determinations may be obtained by contacting the Prevailing Wage Unit at (415) 703-4774.

GENERAL PREVAILING WAGE DETERMINATION MADE BY THE DIRECTOR OF INDUSTRIAL RELATIONS  
PURSUANT TO CALIFORNIA LABOR CODE PART 7, CHAPTER 1, ARTICLE 2, SECTIONS 1770, 1773 AND 1773.1  
FOR COMMERCIAL BUILDING, HIGHWAY, HEAVY CONSTRUCTION AND DREDGING PROJECTS

**CRAFT: DRIVER (ON/OFF-HAULING TO/FROM CONSTRUCTION SITE)**

**Determination:** C-MT-830-261-1-2009-1

**Issue Date:** February 22, 2009

**Expiration date of determination:** March 3, 2010\* Effective until superseded by a new determination issued by the Director of Industrial Relations. Contact the Division of Labor Statistics and Research at (415) 703-4774 for the new rates after 10 days from the expiration date, if no subsequent determination is issued.

**Localities:** All localities within Nevada and Sierra Counties.

Classification	Basic Hourly Rate	Employer Payments					Straight-Time		Overtime Hourly Rate	
		Health And Welfare <sup>a</sup>	Pension	Vacation And Holiday <sup>b</sup>	Training	Other	Hours	Total Hourly Rate	Daily (1½ X) <sup>c</sup>	Sunday/ Holiday (1½ X)
Driver: Mixer Truck	\$19.25	\$2.96	-	\$0.22	-	-	8.0	\$22.43	\$32.06	\$32.06

<sup>a</sup> The contribution applies to all hours until \$513.04 is paid for the month.

<sup>b</sup> \$0.59 after 2 years of service

\$0.96 after 5 years of service

<sup>c</sup> Rate applies to work in excess of eight (8) hours daily and forty (40) hours weekly.

\*There is no predetermined increase applicable to this determination.

**RECOGNIZED HOLIDAYS:** Holidays upon which the general prevailing hourly wage rate for Holiday work shall be paid, shall be all holidays in the collective bargaining agreement, applicable to the particular craft, classification, or type of worker employed on the project, which is on file with the Director of Industrial Relations. If the prevailing rate is not based on a collectively bargained rate, the holidays upon which the prevailing rate shall be paid shall be as provided in Section 6700 of the Government Code. You may obtain the holiday provisions for the current determinations on the Internet at <http://www.dir.ca.gov/DLSR/PWD>. Holiday provisions for current or superseded determinations may be obtained by contacting the Prevailing Wage Unit at (415) 703-4774.

**TRAVEL AND/OR SUBSISTENCE PAYMENT:** In accordance with Labor Code Sections 1773.1 and 1773.9, contractors shall make travel and/or subsistence payments to each worker to execute the work. You may obtain the travel and/or subsistence requirements for the current determinations on the Internet at <http://www.dir.ca.gov/DLRS/PWD>. Travel and/or subsistence requirements for current or superseded determinations may be obtained by contacting the Prevailing Wage Unit at (415) 703-4774.



GENERAL PREVAILING WAGE DETERMINATION MADE BY THE DIRECTOR OF INDUSTRIAL RELATIONS  
PURSUANT TO CALIFORNIA LABOR CODE PART 7, CHAPTER 1, ARTICLE 2, SECTIONS 1770, 1773 AND 1773.1  
FOR COMMERCIAL BUILDING, HIGHWAY, HEAVY CONSTRUCTION AND DREDGING PROJECTS

**CRAFT: DRIVER (ON/OFF-HAULING TO/FROM CONSTRUCTION SITE)**

**Determination:** C-MT-830-261-11-2009-1

**Issue Date:** February 22, 2009

**Expiration date of determination:** March 3, 2010\* Effective until superseded by a new determination issued by the Director of Industrial Relations. Contact the Division of Labor Statistics and Research at (415) 703-4774 for the new rates after 10 days from the expiration date, if no subsequent determination is issued.

**Localities:** All localities within Riverside County.

Classification	Basic Hourly Rate	Employer Payments					Straight-Time		Overtime Hourly Rate	
		Health And Welfare	Pension	Vacation And Holiday	Training	Other	Hours	Total Hourly Rate	Daily (1½ X)	Sunday/ Holiday (1½ X)
Driver: Mixer Truck	\$15.00	\$6.33 <sup>a</sup>	\$1.80	\$1.04 <sup>b</sup>	-	-	8.0	\$24.17	\$31.67 <sup>c</sup>	\$31.67

<sup>a</sup> The contribution applies to all hours until \$1097.30 is paid for the month.

<sup>b</sup> \$1.33 after 4 years of service  
\$1.61 after 14 years of service  
\$1.90 after 24 years of service

<sup>c</sup> Rate applies to work in excess of eight (8) hours daily and forty (40) hours weekly.

\* There is no predetermined increase applicable to this determination.

**RECOGNIZED HOLIDAYS:** Holidays upon which the general prevailing hourly wage rate for Holiday work shall be paid, shall be all holidays in the collective bargaining agreement, applicable to the particular craft, classification, or type of worker employed on the project, which is on file with the Director of Industrial Relations. If the prevailing rate is not based on a collectively bargained rate, the holidays upon which the prevailing rate shall be paid shall be as provided in Section 6700 of the Government Code. You may obtain the holiday provisions for the current determinations on the Internet at <http://www.dir.ca.gov/DLSR/PWD>. Holiday provisions for current or superseded determinations may be obtained by contacting the Prevailing Wage Unit at (415) 703-4774.

**TRAVEL AND/OR SUBSISTENCE PAYMENT:** In accordance with Labor Code Sections 1773.1 and 1773.9, contractors shall make travel and/or subsistence payments to each worker to execute the work. You may obtain the travel and/or subsistence requirements for the current determinations on the Internet at <http://www.dir.ca.gov/DLRS/PWD>. Travel and/or subsistence requirements for current or superseded determinations may be obtained by contacting the Prevailing Wage Unit at (415) 703-4774.

GENERAL PREVAILING WAGE DETERMINATION MADE BY THE DIRECTOR OF INDUSTRIAL RELATIONS  
PURSUANT TO CALIFORNIA LABOR CODE PART 7, CHAPTER 1, ARTICLE 2, SECTIONS 1770, 1773 AND 1773.1  
FOR COMMERCIAL BUILDING, HIGHWAY, HEAVY CONSTRUCTION AND DREDGING PROJECTS

**CRAFT: DRIVER (ON/OFF-HAULING TO/FROM CONSTRUCTION SITE)**

**Determination:** C-MT-830-261-6-2009-1

**Issue Date:** February 22, 2009

**Expiration date of determination:** March 3, 2010\* Effective until superseded by a new determination issued by the Director of Industrial Relations. Contact the Division of Labor Statistics and Research at (415) 703-4774 for the new rates after 10 days from the expiration date, if no subsequent determination is issued.

**Localities:** All localities within San Luis Obispo County.

Classification	Basic Hourly Rate	Employer Payments					Straight-Time		Overtime Hourly Rate	
		Health And Welfare	Pension	Vacation And Holiday	Training	Other	Hours	Total Hourly Rate	Daily (1½ X)	Sunday/ Holiday (1½ X)
Driver: Mixer Truck	\$19.14	\$3.04 <sup>a</sup>	\$3.42	\$1.03 <sup>b</sup>	\$0.64	-	8.0	\$27.27	\$36.84 <sup>c</sup>	\$36.84

<sup>a</sup> The contribution applies to all hours until \$526.19 is paid for the month.

<sup>b</sup> \$1.40 after 2 years of service,  
\$1.70 after 10 years of service.

<sup>c</sup> Rate applies to work in excess of eight (8) hours daily and forty (40) hours weekly.

\* There is no predetermined increase applicable to this determination.

**RECOGNIZED HOLIDAYS:** Holidays upon which the general prevailing hourly wage rate for Holiday work shall be paid, shall be all holidays in the collective bargaining agreement, applicable to the particular craft, classification, or type of worker employed on the project, which is on file with the Director of Industrial Relations. If the prevailing rate is not based on a collectively bargained rate, the holidays upon which the prevailing rate shall be paid shall be as provided in Section 6700 of the Government Code. You may obtain the holiday provisions for the current determinations on the Internet at <http://www.dir.ca.gov/DLSR/PWD>. Holiday provisions for current or superseded determinations may be obtained by contacting the Prevailing Wage Unit at (415) 703-4774.

**TRAVEL AND/OR SUBSISTENCE PAYMENT:** In accordance with Labor Code Sections 1773.1 and 1773.9, contractors shall make travel and/or subsistence payments to each worker to execute the work. You may obtain the travel and/or subsistence requirements for the current determinations on the Internet at <http://www.dir.ca.gov/DLRS/PWD>. Travel and/or subsistence requirements for current or superseded determinations may be obtained by contacting the Prevailing Wage Unit at (415) 703-4774.

GENERAL PREVAILING WAGE DETERMINATION MADE BY THE DIRECTOR OF INDUSTRIAL RELATIONS  
PURSUANT TO CALIFORNIA LABOR CODE PART 7, CHAPTER 1, ARTICLE 2, SECTIONS 1770, 1773 AND 1773.1  
FOR COMMERCIAL BUILDING, HIGHWAY, HEAVY CONSTRUCTION AND DREDGING PROJECTS

**CRAFT: DRIVER (ON/OFF-HAULING TO/FROM CONSTRUCTION SITE)**

**Determination:** C-MT-261-186-15-2010-1

**Issue Date:** February 22, 2010

**Expiration date of determination:** March 27, 2010\* Effective until superseded by a new determination issued by the Director of Industrial Relations. Contact the Division of Labor Statistics and Research at (415) 703-4774 for new rates after 10 days from the expiration date, if no subsequent determination is issued.

**Localities:** All localities within Santa Barbara County.

Classification	Basic Hourly Rate	Employer Payments					Straight-Time		Overtime Hourly Rate	
		Health And Welfare	Pension	Vacation And Holiday <sup>d</sup>	Training	Other	Hours	Total Hourly Rate	Daily (1½ X) <sup>e</sup>	Sunday/ Holiday (2 X)
Mixer Driver	\$21.15 <sup>a</sup>	\$4.91 <sup>b</sup>	\$3.44	\$0.41 <sup>c</sup>	-	-	8.0	\$29.91	\$40.485	\$51.06

<sup>a</sup>Includes an amount (\$0.03) for supplemental dues check off.

<sup>b</sup>The contribution applies to all hours until \$850.00 is paid for the month.

<sup>c</sup> \$1.06 after 1 month of service

\$1.46 after 1 year of service

\$1.87 after 7 years of service

\$2.28 after 16 years of service.

<sup>d</sup> Includes, after one month, \$0.65 for Holidays, which can be deducted from the Vacation/Holiday rate if you choose to adopt the paid days off enumerated in the Holiday Provisions.

<sup>e</sup>Rate applies to work in excess of eight (8) hours daily and forty (40) hours weekly. All work in excess of twelve (12) hours daily shall be paid the Sunday/Holiday (2X) rate.

**RECOGNIZED HOLIDAYS:** Holidays upon which the general prevailing hourly wage rate for Holiday work shall be paid, shall be all holidays in the collective bargaining agreement, applicable to the particular craft, classification, or type of worker employed on the project, which is on file with the Director of Industrial Relations. If the prevailing rate is not based on a collectively bargained rate, the holidays upon which the prevailing rate shall be paid shall be as provided in Section 6700 of the Government Code. You may obtain the holiday provisions for the current determinations on the Internet at <http://www.dir.ca.gov/DLSR/PWD>. Holiday provisions for current or superseded determinations may be obtained by contacting the Prevailing Wage Unit at (415) 703-4774.

**TRAVEL AND/OR SUBSISTENCE PAYMENT:** In accordance with Labor Code Sections 1773.1 and 1773.9, contractors shall make travel and/or subsistence payments to each worker to execute the work. You may obtain the travel and/or subsistence requirements for the current determinations on the Internet at <http://www.dir.ca.gov/DLSR/PWD>. Travel and/or subsistence requirements for current or superseded determinations may be obtained by contacting the Prevailing Wage Unit at (415) 703-4774.

GENERAL PREVAILING WAGE DETERMINATION MADE BY THE DIRECTOR OF INDUSTRIAL RELATIONS  
PURSUANT TO CALIFORNIA LABOR CODE PART 7, CHAPTER 1, ARTICLE 2, SECTIONS 1770, 1773 AND 1773.1  
FOR COMMERCIAL BUILDING, HIGHWAY, HEAVY CONSTRUCTION AND DREDGING PROJECTS

**CRAFT: DRIVER (ON/OFF-HAULING TO/FROM CONSTRUCTION SITE)**

**Determination:** C-DT-830-261-7-2009-1

**Issue Date:** February 22, 2009

**Expiration date of determination:** March 3, 2010\* Effective until superseded by a new determination issued by the Director of Industrial Relations. Contact the Division of Labor Statistics and Research at (415) 703-4774 for new rates after 10 days from expiration date, if no subsequent determination is issued.

**Localities:** All localities within Alameda, Contra Costa, Del Norte, Humboldt, Lassen, Modoc, San Francisco, San Mateo, Santa Clara, Shasta, Siskiyou and Trinity Counties.

Classification	Basic Hourly Rate	Employer Payments					Straight-Time		Overtime Hourly Rate	
		Health And Welfare	Pension	Vacation And Holiday	Training	Other	Hours	Total Hourly Rate	Daily (1½ X)	Sunday/ Holiday (1½ X)
Driver: Dump Truck	\$22.50	<sup>a</sup>	-	\$0.43 <sup>b</sup>	-	-	8.0	\$22.93	\$34.18 <sup>c</sup>	\$34.18

<sup>a</sup> Health and Welfare will increase from \$0.00 to \$1.16 after 90 days of service, which will be seen as an increase to the Total Hourly Rate as well.

<sup>b</sup> \$0.78 after 90 days of service with the employer

\$1.21 after 5 years of service with the employer

\$1.65 after 10 years of service with the employer

<sup>c</sup> Rate applies to work in excess of eight (8) hours daily and forty (40) hours weekly.

\* There is no predetermined increase applicable to this determination.

**RECOGNIZED HOLIDAYS:** Holidays upon which the general prevailing hourly wage rate for Holiday work shall be paid, shall be all holidays in the collective bargaining agreement, applicable to the particular craft, classification, or type of worker employed on the project, which is on file with the Director of Industrial Relations. If the prevailing rate is not based on a collectively bargained rate, the holidays upon which the prevailing rate shall be paid shall be as provided in Section 6700 of the Government Code. You may obtain the holiday provisions for the current determinations on the Internet at <http://www.dir.ca.gov/DLSR/PWD>. Holiday provisions for current or superseded determinations may be obtained by contacting the Prevailing Wage Unit at (415) 703-4774.

**TRAVEL AND/OR SUBSISTENCE PAYMENT:** In accordance with Labor Code Sections 1773.1 and 1773.9, contractors shall make travel and/or subsistence payments to each worker to execute the work. You may obtain the travel and/or subsistence requirements for the current determinations on the Internet at <http://www.dir.ca.gov/DLRS/PWD>. Travel and/or subsistence requirements for current or superseded determinations may be obtained by contacting the Prevailing Wage Unit at (415) 703-4774.



GENERAL PREVAILING WAGE DETERMINATION MADE BY THE DIRECTOR OF INDUSTRIAL RELATIONS  
PURSUANT TO CALIFORNIA LABOR CODE PART 7, CHAPTER 1, ARTICLE 2, SECTIONS 1770, 1773 AND 1773.1  
FOR COMMERCIAL BUILDING, HIGHWAY, HEAVY CONSTRUCTION AND DREDGING PROJECTS

**CRAFT: DRIVER (ON/OFF-HAULING TO/FROM CONSTRUCTION SITE)**

**Determination:** C-DT-830-261-5-2009-1

**Issue Date:** February 22, 2009

**Expiration date of determination:** March 3, 2010\* Effective until superseded by a new determination issued by the Director of Industrial Relations. Contact the Division of Labor Statistics and Research at (415) 703-4774 for the new rates after 10 days from the expiration date, if no subsequent determination is issued.

**Localities:** All localities within Alpine, Amador, Calaveras, El Dorado, Fresno, Kings, Madera, Mariposa, Merced, Nevada, Placer, Sacramento, San Joaquin, Sierra, Stanislaus, Sutter, Tulare, Tuolumne and Yuba Counties.

Classification	Basic Hourly Rate	Employer Payments					Straight-Time		Overtime Hourly Rate	
		Health And Welfare	Pension	Vacation And Holiday	Training	Other	Hours	Total Hourly Rate	Daily (1½ X)	Sunday/ Holiday (1½ X)
Driver: Dump Truck	\$17.00	\$3.09 <sup>a</sup>	-	\$0.85 <sup>b</sup>	-	-	8.0	\$20.94	\$29.44 <sup>c</sup>	\$29.44

<sup>a</sup> The contribution applies to all hours until \$535.26 is paid for the month.

<sup>b</sup> \$1.18 after 3 years of service

\$1.50 after 10 years of service

\$1.83 after 20 years of service

<sup>c</sup> Rate applies to work in excess of eight (8) hours daily and forty (40) hours weekly.

\* There is no predetermined increase applicable to this determination.

**RECOGNIZED HOLIDAYS:** Holidays upon which the general prevailing hourly wage rate for Holiday work shall be paid, shall be all holidays in the collective bargaining agreement, applicable to the particular craft, classification, or type of worker employed on the project, which is on file with the Director of Industrial Relations. If the prevailing rate is not based on a collectively bargained rate, the holidays upon which the prevailing rate shall be paid shall be as provided in Section 6700 of the Government Code. You may obtain the holiday provisions for the current determinations on the Internet at <http://www.dir.ca.gov/DLSR/PWD>. Holiday provisions for current or superseded determinations may be obtained by contacting the Prevailing Wage Unit at (415) 703-4774.

**TRAVEL AND/OR SUBSISTENCE PAYMENT:** In accordance with Labor Code Sections 1773.1 and 1773.9, contractors shall make travel and/or subsistence payments to each worker to execute the work. You may obtain the travel and/or subsistence requirements for the current determinations on the Internet at <http://www.dir.ca.gov/DLRS/PWD>. Travel and/or subsistence requirements for current or superseded determinations may be obtained by contacting the Prevailing Wage Unit at (415) 703-4774.

GENERAL PREVAILING WAGE DETERMINATION MADE BY THE DIRECTOR OF INDUSTRIAL RELATIONS  
PURSUANT TO CALIFORNIA LABOR CODE PART 7, CHAPTER 1, ARTICLE 2, SECTIONS 1770, 1773 AND 1773.1  
FOR COMMERCIAL BUILDING, HIGHWAY, HEAVY CONSTRUCTION AND DREDGING PROJECTS

**CRAFT: DRIVER (ON/OFF-HAULING TO/FROM CONSTRUCTION SITE)**

**Determination:** C-DT-830-261-8-2009-1

**Issue Date:** February 22, 2009

**Expiration date of determination:** March 3, 2010\* Effective until superseded by a new determination issued by the Director of Industrial Relations. Contact the Division of Labor Statistics and Research at (415) 703-4774 for the new rates after 10 days from the expiration date, if no subsequent determination is issued.

**Localities:** All localities within Butte, Colusa, Glenn, Lake, Mendocino, Plumas and Tehama Counties.

Classification	Basic Hourly Rate	Employer Payments					Straight-Time		Overtime Hourly Rate	
		Health And Welfare	Pension	Vacation And Holiday	Training	Other	Hours	Total Hourly Rate	Daily (1½ X)	Sunday/ Holiday (1½ X)
Driver: Dump Truck	\$21.00	\$2.81 <sup>a</sup>	-	\$0.10 <sup>b</sup>	-	-	8.0	\$23.91	\$34.41 <sup>c</sup>	\$34.41

<sup>a</sup>The contribution applies to hours until \$487.07 is paid for the month.

<sup>b</sup>\$0.20 after 1 year of service,

\$0.50 after 2 years of service,

Add \$0.10 for every additional year of service to a maximum of \$1.50 per hour for over 13 years of service.

<sup>c</sup>Rate applies to work in excess of eight (8) hours daily and forty (40) hours weekly.

\* There is no predetermined increase applicable to this determination.

**RECOGNIZED HOLIDAYS:** Holidays upon which the general prevailing hourly wage rate for Holiday work shall be paid, shall be all holidays in the collective bargaining agreement, applicable to the particular craft, classification, or type of worker employed on the project, which is on file with the Director of Industrial Relations. If the prevailing rate is not based on a collectively bargained rate, the holidays upon which the prevailing rate shall be paid shall be as provided in Section 6700 of the Government Code. You may obtain the holiday provisions for the current determinations on the Internet at <http://www.dir.ca.gov/DLSR/PWD>. Holiday provisions for current or superseded determinations may be obtained by contacting the Prevailing Wage Unit at (415) 703-4774.

**TRAVEL AND/OR SUBSISTENCE PAYMENT:** In accordance with Labor Code Sections 1773.1 and 1773.9, contractors shall make travel and/or subsistence payments to each worker to execute the work. You may obtain the travel and/or subsistence requirements for the current determinations on the Internet at <http://www.dir.ca.gov/DLRS/PWD>. Travel and/or subsistence requirements for current or superseded determinations may be obtained by contacting the Prevailing Wage Unit at (415) 703-4774.

GENERAL PREVAILING WAGE DETERMINATION MADE BY THE DIRECTOR OF INDUSTRIAL RELATIONS  
PURSUANT TO CALIFORNIA LABOR CODE PART 7, CHAPTER 1, ARTICLE 2, SECTIONS 1770, 1773 AND 1773.1  
FOR COMMERCIAL BUILDING, HIGHWAY, HEAVY CONSTRUCTION AND DREDGING PROJECTS

**CRAFT: DRIVER (ON/OFF-HAULING TO/FROM CONSTRUCTION SITE)**

**Determination:** C-DT-830-261-10-2009-1

**Issue Date:** February 22, 2009

**Expiration date of determination:** March 3, 2010\* Effective until superseded by a new determination issued by the Director of Industrial Relations. Contact the Division of Labor Statistics and Research at (415) 703-4774 for the new rates after 10 days from the expiration date, if no subsequent determination is issued.

**Localities:** All localities within Imperial, Inyo, Los Angeles, Mono, Orange, Riverside, San Bernardino and San Diego Counties.

Classification	Basic Hourly Rate	Employer Payments					Straight-Time		Overtime Hourly Rate	
		Health And Welfare <sup>a</sup>	Pension	Vacation And Holiday <sup>b</sup>	Training	Other	Total Hourly Rate	Hours	Daily (1½ X) <sup>c</sup>	Sunday/ Holiday (1½ X)
Driver: Dump Truck	\$17.00	\$2.05	\$0.085	\$0.33	-	-	8.0	\$19.465	\$27.965	\$27.965

<sup>a</sup> The contribution applies to all work up to \$355.00 per month.

<sup>b</sup> \$0.65 after 2 years of service

\$0.98 after 5 years of service

\$1.31 after 9 years of service

<sup>c</sup> Rate applies to work in excess of eight (8) hours daily and forty (40) hours weekly.

\*There is no predetermined increase applicable to this determination.

**RECOGNIZED HOLIDAYS:** Holidays upon which the general prevailing hourly wage rate for Holiday work shall be paid, shall be all holidays in the collective bargaining agreement, applicable to the particular craft, classification, or type of worker employed on the project, which is on file with the Director of Industrial Relations. If the prevailing rate is not based on a collectively bargained rate, the holidays upon which the prevailing rate shall be paid shall be as provided in Section 6700 of the Government Code. You may obtain the holiday provisions for the current determinations on the Internet at <http://www.dir.ca.gov/DLSR/PWD>. Holiday provisions for current or superseded determinations may be obtained by contacting the Prevailing Wage Unit at (415) 703-4774.

**TRAVEL AND/OR SUBSISTENCE PAYMENT:** In accordance with Labor Code Sections 1773.1 and 1773.9, contractors shall make travel and/or subsistence payments to each worker to execute the work. You may obtain the travel and/or subsistence requirements for the current determinations on the Internet at <http://www.dir.ca.gov/DLRS/PWD>. Travel and/or subsistence requirements for current or superseded determinations may be obtained by contacting the Prevailing Wage Unit at (415) 703-4774.

GENERAL PREVAILING WAGE DETERMINATION MADE BY THE DIRECTOR OF INDUSTRIAL RELATIONS  
PURSUANT TO CALIFORNIA LABOR CODE PART 7, CHAPTER 1, ARTICLE 2, SECTIONS 1770, 1773 AND 1773.1  
FOR COMMERCIAL BUILDING, HIGHWAY, HEAVY CONSTRUCTION AND DREDGING PROJECTS

**CRAFT: DRIVER (ON/OFF-HAULING TO/FROM CONSTRUCTION SITE)**

**Determination:** C-DT-830-261-6-2009-1

**Issue Date:** February 22, 2009

**Expiration date of determination:** March 3, 2010\* Effective until superseded by a new determination issued by the Director of Industrial Relations. Contact the Division of Labor Statistics and Research at (415) 703-4774 for the new rates after 10 days from the expiration date, if no subsequent determination is issued.

**Localities:** All localities within Kern, Monterey, San Luis Obispo, Santa Barbara, and Ventura Counties.

Classification	Basic Hourly Rate	Employer Payments					Straight-Time		Overtime Hourly Rate	
		Health And Welfare	Pension	Vacation And Holiday	Training	Other	Hours	Total Hourly Rate	Daily (1½ X)	Sunday/ Holiday (1½ X)
Driver: Dump Truck	\$16.76	\$3.04 <sup>a</sup>	\$2.75	\$0.90 <sup>b</sup>	\$0.64	-	8.0	\$24.09	\$32.47 <sup>c</sup>	\$32.47

<sup>a</sup> The contribution applies to all hours until \$526.19 is paid for the month.

<sup>b</sup> \$1.22 after 2 years of service,  
\$1.55 after 10 years of service.

<sup>c</sup> Rate applies to work in excess of eight (8) hours daily and forty (40) hours weekly.

\* There is no predetermined increase applicable to this determination.

**RECOGNIZED HOLIDAYS:** Holidays upon which the general prevailing hourly wage rate for Holiday work shall be paid, shall be all holidays in the collective bargaining agreement, applicable to the particular craft, classification, or type of worker employed on the project, which is on file with the Director of Industrial Relations. If the prevailing rate is not based on a collectively bargained rate, the holidays upon which the prevailing rate shall be paid shall be as provided in Section 6700 of the Government Code. You may obtain the holiday provisions for the current determinations on the Internet at <http://www.dir.ca.gov/DLSR/PWD>. Holiday provisions for current or superseded determinations may be obtained by contacting the Prevailing Wage Unit at (415) 703-4774.

**TRAVEL AND/OR SUBSISTENCE PAYMENT:** In accordance with Labor Code Sections 1773.1 and 1773.9, contractors shall make travel and/or subsistence payments to each worker to execute the work. You may obtain the travel and/or subsistence requirements for the current determinations on the Internet at <http://www.dir.ca.gov/DLRS/PWD>. Travel and/or subsistence requirements for current or superseded determinations may be obtained by contacting the Prevailing Wage Unit at (415) 703-4774.



GENERAL PREVAILING WAGE DETERMINATION MADE BY THE DIRECTOR OF INDUSTRIAL RELATIONS  
PURSUANT TO CALIFORNIA LABOR CODE PART 7, CHAPTER 1, ARTICLE 2, SECTIONS 1770, 1773 AND 1773.1  
FOR COMMERCIAL BUILDING, HIGHWAY, HEAVY CONSTRUCTION AND DREDGING PROJECTS

**CRAFT: DRIVER (ON/OFF-HAULING TO/FROM CONSTRUCTION SITE)**

**Determination:** C-DT-830-261-9-2009-1

**Issue Date:** February 22, 2009

**Expiration date of determination:** March 3, 2010\* Effective until superseded by a new determination issued by the Director of Industrial Relations. Contact the Division of Labor Statistics and Research at (415) 703-4774 for the new rates after 10 days from the expiration date, if no subsequent determination is issued.

**Localities:** All localities within San Benito and Santa Cruz Counties.

Classification	Basic Hourly Rate	Employer Payments					Straight-Time		Overtime Hourly Rate	
		Health And Welfare	Pension	Vacation And Holiday	Training	Other	Hours	Total Hourly Rate	Daily <sup>b</sup> (1½ X)	Sunday/ Holiday (1½ X)
Driver; Dump Truck	\$16.25	\$9.64	\$5.20	\$0.56 <sup>a</sup>	\$0.70	\$0.48	8.0	\$32.83	\$40.955	\$40.955

<sup>a</sup> \$0.875 after 1 year of service

\$1.19 after 7 years of service

\$1.50 after 19 years of service

<sup>b</sup> Overtime rate applies to all work exceeding eight (8) hours daily and forty (40) hours weekly.

\* There is no predetermined increase applicable to this determination.

**RECOGNIZED HOLIDAYS:** Holidays upon which the general prevailing hourly wage rate for Holiday work shall be paid, shall be all holidays in the collective bargaining agreement, applicable to the particular craft, classification, or type of worker employed on the project, which is on file with the Director of Industrial Relations. If the prevailing rate is not based on a collectively bargained rate, the holidays upon which the prevailing rate shall be paid shall be as provided in Section 6700 of the Government Code. You may obtain the holiday provisions for the current determinations on the Internet at <http://www.dir.ca.gov/DLSR/PWD>. Holiday provisions for current or superseded determinations may be obtained by contacting the Prevailing Wage Unit at (415) 703-4774.

**TRAVEL AND/OR SUBSISTENCE PAYMENT:** In accordance with Labor Code Sections 1773.1 and 1773.9, contractors shall make travel and/or subsistence payments to each worker to execute the work. You may obtain the travel and/or subsistence requirements for the current determinations on the Internet at <http://www.dir.ca.gov/DLRS/PWD>. Travel and/or subsistence requirements for current or superseded determinations may be obtained by contacting the Prevailing Wage Unit at (415) 703-4774.

## APPENDIX B

### LABOR SURCHARGE AND EQUIPMENT RENTAL RATES

State of California  
California State Transportation Agency  

---

Department of Transportation  
Division of Construction

# Labor Surcharge and Equipment Rental Rates

(Cost of Equipment Ownership)



Effective April 1, 2015 through March 31, 2016



THIS PAGE LEFT INTENTIONALLY BLANK

FOR DOUBLE-SIDED PRINTING



## Table of Contents

	Labor Surcharge .....	A
	Overtime and Multiple Shifts .....	C
	Delays .....	D
	Daily Extra Work Bill .....	D
	Attachments .....	1
AIRCP	Air Compressors .....	1
AIRDL	Air Drills, Crawler .....	1
AIRTO	Air Tools .....	1
ASDSP	Asphalt Dike and Shoulder Pavers .....	2
ASPAV	Asphalt Pavers .....	2
ASPWP	Asphalt Windrow/Pickup Machines.....	3
AUGCL	Augers, Crawler Mounted .....	3
AUGHZ	Augers, Horizontal .....	3
AUGTK	Augers, Truck Mounted.....	3
BITDT	Bituminous Distributors .....	4
BRMSW	Brooms and Sweeping Equipment.....	4
BRUCP	Brush Chipping and Shredding Machines .....	4
COMHG	Compactors, Hand Guided .....	4
CONMX	Concrete Mixers .....	4
CONPM	Concrete Pumps .....	5
CONSF	Concrete Slipform Pavers .....	5
CONVB	Concrete Vibrators .....	5
CRBEX	Curb Extrusion Machines.....	5
CRBSF	Concrete Barrier Slipform Pavers .....	5
ELGEN	Electric Generators and Light Plants .....	6
ELTOL	Electric Powered Hand Tools.....	6
FKLFT	Fork Lift Trucks .....	6
GRADR	Graders .....	6
HAMMR	Hammers, Demolition and Pile .....	7
HCECL	Hydraulic Cranes and Excavators, Crawler Mounted .....	8

HCESP	Hydraulic Cranes and Excavators, Self Propelled .....	11
HCETD	Hydraulic Cranes and Excavators, Truck Mounted with Carrier .....	13
HCETG	Hydraulic Cranes and Excavator Truck MTD less Carrier .....	15
HYLFT	Hydraulic Personnel Lifts and Aerial Work Platforms .....	15
LDRCL	Loaders, Crawler .....	16
LDRRT	Loaders, Rubber Tire .....	17
LEADS	Leads, Pile Driving .....	20
NONOP	Non-Operated Equipment (daily rates) .....	20
PGDIA	Pavement Grinders, Diamond Blade .....	22
PGT-C	Pavement Grinders, Tungsten-Carbide Bits .....	22
PUMWA	Pumps, Water .....	22
ROL-2	Rollers, Tandem Steel Wheels .....	23
ROLRT	Rollers, Rubber Tire, Self Propelled .....	24
ROTAM	Roller-Tapping, Segmented, Sheepsfoot, Self Propelled .....	24
ROTAT	Rollers-Tamping, Segmented, Sheepsfoot Towed .....	24
ROVIB	Rollers, Vibratory, Self Propelled .....	24
S&CCL	Shovels and Cranes, Crawler .....	27
S&CTK	Shovels and Cranes, Truck Mounted .....	28
SANBL	Sand Blasting Equipment.....	28
SAWCH	Saws, Chain and Earth Auger Attachment .....	28
SAWCO	Saws, Concrete and Masonry .....	28
SCRSP	Scrapers, Self Propelled .....	29
TRACC	Tractors, Crawler.....	29
TRACH	Tractors, Heavy .....	31
TRACS	Tractors, Rubber Tire, Industrial, Farm and Skid Steer .....	31
TRAFA	Traffic Control and Safety Devices (hourly rates).....	32
TRAFC	Traffic Control and Safety Devices (daily rates) .....	32
TRAIL	Trailers, Equipment, Low Bed.....	32
TRAIT	Trailers, Equipment, Tilt Bed.....	33
TRENC	Trenching Machines.....	33
TRUCK	Truck, Truck Trailers, EXCL Dump Trucks and EQPT Trail .....	34
TRUOF	Trucks, Off Highway.....	34
TRUON	Trucks, Dump, On-highway .....	34
WELD	Welding Equipment.....	34



**USER'S GUIDE  
FOR LABOR SURCHARGE AND EQUIPMENT RENTAL RATES  
April 1, 2015 - March 31, 2016**

Equipment Rental Rates are available on the Internet at:

**<http://www.dot.ca.gov/hq/construc/equipmnt.html>**

Miscellaneous Equipment Rental Rates are available on the Internet at:

**<http://www.dot.ca.gov/hq/construc/misceqrr/index.htm>**

The miscellaneous listing is updated daily.

## **Changes**

**Books are no longer available in hard copy and should be downloaded from the internet and printed.**

Changes to the equipment rates in the April 1, 2015 book are the result of: 1) fuel costs decreased; 2) interest rates increased; 3) Producers' Price Index increased; 4) no change in sales tax; and 5) no change in freight (F.O.B.) rates. **Major change to the LDRRT-DEER-codes.**

## **Labor Surcharge**

The labor surcharge compensates the contractor for statutory payroll items stipulated by various governmental agencies. The six items included are worker's compensation, social security, Medicare, Federal unemployment insurance, State unemployment insurance, and State training taxes. The general rate is an average of the job classifications common to Caltrans projects. The labor surcharges in the April 1, 2015 book are the result of changes in worker's compensation rates. The rates were derived from using the pure premium rate approved by the Insurance Commissioner effective January 1, 2015 and increasing it by the historical statewide average expense. In the calculation of the labor surcharge for overtime work, the worker's compensation is not included on the premium portion of overtime, as provided by worker's compensation regulations.

The surcharge percentage to be applied to the actual wages paid as provided in Section 9-1.04B [9-1.03A(1b)] of the *Standard Specifications* will be **12 percent for regular time (RT) and 12 percent for overtime (OT).**

Exceptions to the general rate are listed below. These classifications were chosen because of high worker's compensation insurance costs. Forward questions, regarding worker's compensation rating and proper labor surcharge usage, to the rental rate personnel in the Division of Construction.

## EXCEPTIONS

<u>Type of Work Performed</u>	<u>Labor Surcharge Percent</u>	
	RT	OT
Concrete Construction - Bridge .....	13	12
Drilling .....	16	14
Fence & Guardrail Construction .....	15	13
Erection of structural metal for metal bridges, excluding sign bridge .....	17	15
Landscape Gardener .....	13	12
Mobil Crane & Hoist Service .....	16	14
Painting Steel Structures or Bridges .....	18	16
Pile Driving, not including drilled, cast-in-place concrete piles .....	17	15
Sign Erection or Repair .....	21	18
Wrecking & Demolition .....	14	13

An appropriate labor surcharge will be established by the Division of Construction for work that is determined by the resident engineer to be covered by Longshoreman and Harbor Worker's Act.



## Background

By the authority described in Section 9-1.04 [9-1.03A] of the *Standard Specifications*, compensation for work paid by force account is determined to be the total of the direct equipment costs (rental rate) plus a 15 percent markup for all overhead not included as direct costs. The direct costs include fuel, oil, lubrication, supplies, small tools, necessary attachments, repairs and maintenance, depreciation, storage, cost of facilities capital, overhaul and all incidentals. The labor costs required to provide the above listed items are also included. The operator cost is not included in the equipment rate.

The calculated rate represents the cost of owning and operating the equipment, which is likely to be lower than the rate charged by a rental yard. The rental yard rate may include additional overhead and profit as well as a premium for short-term rentals. In certain situations, factors are applied to the calculated rates to provide ownership-only rates for delay situations or operating-only rates for overtime situations. The rates are calculated using factors for the direct cost items described above. The factors represent an average and are applied to all makes and models of equipment within the class. **All rates are hourly, unless stated otherwise.**

## Overtime and Multiple Shifts

Certain equipment costs are fixed on an annual basis, no matter how many hours are worked. Once an estimate of the costs and hours of use is made, a rate can be determined. When more than the estimated number of hours are worked (Overtime or Multiple Shift), a duplication of payment occurs on the fixed cost portion of the equipment rate.

In order to avoid this duplication, Caltrans uses a reduced rate for the Overtime or Multiple Shift situations. The definition of Overtime or Multiple Shift periods is:

**Overtime hours occur after the equipment has worked at force account, eight hours per day (or after the daily equivalent of forty hours per week for special work schedules - 4/10 or 9/80). Multiple shift hours will be paid at the same rate as overtime hours.**

The hours shown on the Daily Extra Work Bill will determine when the Overtime and Multiple Shift is to be used. **When the hours worked on force account are eight or less, straight time rates will be used.** When the hours worked on force account are more than eight, Overtime and Multiple Shifts rates will be used. Saturday, Sunday or holiday work will be paid at the overtime rate except in those cases where these days are considered working days in the special provisions.

Be advised the computed overtime rates are no longer rounded and now equal the product of the straight time rate and overtime factor. The Overtime and Multiple Shift Factors are recalculated annually to reflect changes in the operating costs.



## Delays

As described in Section 8-1.07C [8-1.09] of the *Standard Specifications*, the Delay Factor may be applied to the equipment rental rate. The Delay Factor may be the basis for compensation for idle equipment time on an excusable delay. The factor has been calculated to include the ownership costs without including operating costs. The Delay Factor recovers all the contractor's non-operating costs in an eight hour day. If payment is made for equipment on an excusable delay, it is limited to eight hours per day or forty hours per week maximum.

The NONOP class for non-operated items and the TRAFIC class for traffic safety devices have been separated from traditional "rolling stock" equipment when calculating the Delay Factor. These classes are comprised of items whose depreciable lives are related to the number of uses per year, rather than the number of hours per year. Accordingly, the reasonable compensation for the contractor's actual loss has been estimated to equal the cost of facilities capital. **It should be recognized that these items must be out of service before the Delay Factor is applied. For example, if work behind K-rail is delayed, the K-rail should be paid straight time until it is no longer controlling traffic.**

Any use of this factor must have the prior approval of the resident engineer. The Delay Factor is recalculated annually to reflect changes in the operating costs.

## Use of Daily Extra Work Bill

Identification codes and rates are intended to be used with the Department's Internet change order billing system. The class is abbreviated using a 5 digit alpha-code, the make (manufacturer), a 4 digit alpha-code, and the code a 7 digit alpha-numeric code. All three codes must be used to define the equipment when using the automated pay system. Since the majority of items are described by per hour rates, each line has an entry for hours with an allowable maximum of 24. Special items with other than hourly rates should be appropriately checked and then entered in the Regular Hours column. For example, 50 Traffic Cones used 3 days (converts to 1.5, 100-cone-days) requires 1.5 be entered in the Regular Hours column. Note that any entry in the Delay Factor column will automatically apply the Delay Factor to every equipment entry on the current report.

Whenever an identification code cannot be found or the rate for a particular date of work performed is not available, updated information should be requested from the resident engineer. It is the resident engineer's responsibility to establish rates for equipment not found in the *Labor Surcharge and Equipment Rental Rates* publication. Support for this determination is available from both District and Headquarters Construction Offices. **Rates are regularly superseded during contract periods, so avoid the use of old publications or expired rates.**

The equipment is presented with a standard configuration capable of performing work commonly encountered on Caltrans projects. Special attachments or accessories are described under the classification heading in the *Labor Surcharge and Equipment Rental Rates* publication. Attachments other than those described by these remarks will be paid only upon direction of the resident engineer.



# EQUIPMENT RENTAL RATE

NOTE--THE FOLLOWING RATES ARE IN EFFECT FROM APRIL 1, 2015 THROUGH MARCH 31, 2016

## ATTACHMENTS

TRACTOR ATTACHMENTS -including power control units and accessories necessary to provide a functional attachment. Dozer blades are included in the standard configuration for both crawler and heavy, rubber tire tractors.

Rippers are listed from R1 to R8 and Winches for logging or towing are listed from S1 to S5. Equipment model groups are as follows:

1. Case 300 Thru 800 Series, Cat D-2 thru D-4, Deere 400 & 450, Dresser TD-7, TD-8 and TD-9, Fiat-Allis FD-5 Thru FD-7, Komatsu D21E Thru D37P, Liebherr PR711 & PR721.
2. Case 1150, Cat D-5, Deere 750, Dresser TD-12, Fiat-Allis FD9 & 10, Komatsu D58P, Liebherr PR731.
3. Case 1450 and 1550, Cat D-6, Deere 850, Dresser TD-15, Komatsu D63PE Thru D68P, Liebherr PR741.
4. Cat D-7 & 814, Dresser TD-20, Fiat-Allis 14 & FD14, Komatsu D83P, Terex 82-30
5. Cat D-8 & 824, Dresser TD-25, Fiat-Allis FD20 Komatsu D135A, Terex 82-40 Michigan 280, Raygo CHD 17 & CD-500.
6. Cat D-9 & 834, Fiat-Allis FD30, Raygo CHD 24 & CD 800.
7. Cat D-10, Dresser TD-40, Fiat-Allis FD40, Komatsu 375, Michigan 380, Raygo CDH 30.
8. Cat D-11, Fiat-Allis FD50, Komatsu 475

Model	Code	Rate
Clam action bucket 1 CY & Less	C1	\$3.97
Clam action Over 1 CY to 2 CY	C2	\$6.97
Clam action Over 2 CY to 3.5 CY	C3	\$10.09
Clam action Over 3.5 CY to 5 CY	C4	\$14.39
Clam action bucket Over 5 CY	C5	\$19.89
Ripper on No. 1 models	R1	\$2.38
Ripper on No. 2 models	R2	\$3.12
Ripper on No. 3 models	R3	\$5.20
Ripper on No. 4 models	R4	\$5.89
Ripper on No. 5 models	R5	\$9.67
Ripper on No. 6 models	R6	\$15.29
Ripper on No. 7 models	R7	\$17.73
Ripper on No. 8 models	R8	\$29.50
Winch on No. 1 models	S1	\$2.83
Winch on No. 2 models	S2	\$4.22
Winch on No. 3 models	S3	\$5.58
Winch on No. 4 models	S4	\$7.17
Winch on No. 5 models	S5	\$12.54
Lift gate	TG	\$0.82
Pump, water truck only	TP	\$5.59
Winch, truck	TW	\$0.30
Gas welding hose per 15.2 m (50 lf)	WH	\$0.02
Elec welding lead per 30.5 m (100 lf)	WL	\$0.17

## AIR COMPRESSOR

[ AIRCP ]

DELAY FACTOR = 0.12

OVERTIME FACTOR = 0.89

All types of self contained units, regardless of power (gas, diesel and lpg) or type of compression (reciprocating, screw and vane). The listed rates include 15.2 meters (50 lineal feet) of hose, all hose whips, fittings, couplings and any compressor attachments. Listed in accordance with mfr's rated capacity in liters per second (cubic feet per minute) at 7 bar (100 psi).

### PORTABLE

[ PORT ]

OVER	TO	Code	Rate
0	19 (40)	000-004	\$5.26
19 (40)	76 (160)	004-016	\$19.55
76 (160)	118 (250)	016-025	\$21.00
118 (250)	212 (450)	025-045	\$36.14
212 (450)	354 (750)	045-075	\$60.16
354 (750)	566 (1200)	075-120	\$87.11
566 (1200)	708 (1500)	120-150	\$113.82

## AIR DRILLS, CRAWLER

[ AIRDL ]

DELAY FACTOR = 0.48

OVERTIME FACTOR = 0.56

All types, pneumatically propelled, including attachments. Expendable carbon drill steel, bits and shanks shall be paid by separate invoice. Rated in accordance with the cylinder bore diameter in millimeters(inches).

### CRAWLER DRILLS

[ CLR ]

OVER	TO	Code	Rate
0	100 (4)	0-4	\$24.47
100 (4)	& Over	5	\$25.04

## AIR TOOLS

[ AIRTO ]

DELAY FACTOR = 0.61

OVERTIME FACTOR = 0.41

All types including paving breakers, clay spades and diggers, sinker rock drills, trench diggers, sheeting/spike drivers, backfill tampers and hand held grinding tools. Expendable drill steel, bits and breakers points, grinding wheels and shanks shall be paid by separate invoice. Rated by tool weight in kilograms (pounds), determined in accordance with the mfr's specifications.

### AIR TOOLS

[ ATOL ]

OVER	TO	Code	Rate
0	4.5 (10)	0-10	\$0.40
4.5 (10)	9.1 (20)	10-20	\$0.44
9.1 (20)	13.6 (30)	20-30	\$0.79
13.6 (30)	18.1 (40)	30-40	\$0.93
18.1 (40)	27.2 (60)	40-60	\$1.00
27.2 (60)	& Over	60	\$1.42

# **ASPHALT DIKE & SHOULDER PAVERS [ ASDSP ]**

**DELAY FACTOR = 0.11      OVERTIME FACTOR = 0.92**

Includes all attachments, accessories and automatic grade and line control.

## **A.C. DIKE COMPANY [ ACDC ]**

<u>Model</u>	<u>Code</u>	<u>Rate</u>
No. 1	<b>4050</b>	\$83.39
No. 2	<b>4052</b>	\$64.94
Nos. 43, 44	<b>4054</b>	\$83.89

## **ASPHALT PAVING COMPANY [ APCO ]**

<u>Model</u>	<u>Code</u>	<u>Rate</u>
E-1	<b>4000</b>	\$109.77
E-2, E3	<b>4002</b>	\$196.81

## **BLAW-KNOX [ B-K ]**

<u>Model</u>	<u>Code</u>	<u>Rate</u>
RW-35 / 38	<b>4075</b>	\$75.85
RW-85	<b>4077</b>	\$41.62
RW-95	<b>4079</b>	\$66.59
RW-100	<b>4081</b>	\$110.77
RW-195D	<b>4083</b>	\$153.28

## **DELTA [ DLTA ]**

<u>Model</u>	<u>Code</u>	<u>Rate</u>
DC-1	<b>4095</b>	\$153.27

# **ASPHALT PAVERS [ ASPAV ]**

**DELAY FACTOR = 0.16      OVERTIME FACTOR = 0.87**

Includes all attachments, accessories and automatic grade and line control.

## **BARBER-GREENE [ B-G ]**

<u>Model</u>	<u>Code</u>	<u>Rate</u>
BG 220	<b>0805</b>	\$94.65
BG 225	<b>0810</b>	\$102.11
BG 240	<b>0815</b>	\$111.84
BG 245	<b>0820</b>	\$121.62
BG 260	<b>0825</b>	\$145.38
BG 260B	<b>0826</b>	\$184.11
BG 265	<b>0830</b>	\$162.77
RT 435, 4wd	<b>0905</b>	\$120.40
RT 445, 4wd	<b>0925</b>	\$115.80
RT 455, 4wd	<b>0945</b>	\$113.86
RT 455, 4wd, 10-20' screed	<b>0955</b>	\$117.61
RT 465, 4wd	<b>0965</b>	\$151.98
SA 125	<b>1419E</b>	\$90.73
SB 131	<b>1420</b>	\$112.19
SB 140	<b>1425</b>	\$139.77
SA 141	<b>1430</b>	\$96.61
SA 145	<b>1432</b>	\$119.15
SA 150	<b>1435</b>	\$151.35

SB 170 **1440** \$155.23

## **BLAW-KNOX**

## **[ B-K ]**

<u>Model</u>	<u>Code</u>	<u>Rate</u>
PF-22	<b>1490</b>	\$42.75
PF-35	<b>1550</b>	\$76.52
PF-115	<b>1750</b>	\$118.37
PF-120H	<b>2010</b>	\$109.82
PF-171	<b>2090</b>	\$164.92
PF-180	<b>2100</b>	\$76.16
PF-180H	<b>2204</b>	\$173.57
PF-200	<b>2250</b>	\$174.00
PF-200, 18' screed	<b>2252</b>	\$176.89
PF-220	<b>2300</b>	\$177.64
PF-400A	<b>2350</b>	\$153.34
PF-500	<b>2404</b>	\$192.56
PF-500, 18' screed	<b>2406</b>	\$195.67
PF-510, 18' screed	<b>2407</b>	\$201.87
PF-3172, 18' screed	<b>2408</b>	\$165.99
PF-3200	<b>2410</b>	\$224.98
PF-5510	<b>2415</b>	\$235.85

## **CATERPILLAR**

## **[ CAT ]**

<u>Model</u>	<u>Code</u>	<u>Rate</u>
AP-200	<b>2420</b>	\$48.57
AP-800	<b>2430</b>	\$120.65
AP-1050	<b>2431</b>	\$187.30
AP-1000	<b>2435</b>	\$183.83
AP-1000 4wd	<b>2436</b>	\$189.84
AP-1055B	<b>2438</b>	\$233.69
AP-1055D	<b>2438D</b>	\$295.58
AP-1200	<b>2440</b>	\$155.03

## **CEDAR RAPIDS**

## **[ CEDR ]**

<u>Model</u>	<u>Code</u>	<u>Rate</u>
BSF-2H	<b>2550</b>	\$101.35
BSF-3R	<b>2600</b>	\$112.42
CR-351	<b>2668A</b>	\$157.66
CR-351 4wd	<b>2668B</b>	\$162.44
CR-361R (RUBBER TRACK)	<b>2668R</b>	\$191.73
CR-431	<b>2669</b>	\$133.18
CR-551	<b>2670</b>	\$212.26
CR-461	<b>2672</b>	\$210.13
CR-561	<b>2674</b>	\$222.25

## **LAYTON**

## **[ LYTN ]**

<u>Model</u>	<u>Code</u>	<u>Rate</u>
F-525	<b>2680</b>	\$24.13
D-550	<b>2682</b>	\$26.63
H-500B	<b>2684</b>	\$7.17



**ASPHALT WINDROW PICKUP MACHINE [ ASPWP ]****DELAY FACTOR = 0.07****OVERTIME FACTOR = 0.95**

Includes all attachments and accessories.

**ATHEY****[ ATHY ]**

<u>Model</u>	<u>Code</u>	<u>Rate</u>
7-11	<b>5000</b>	\$102.60

**BARBER-GREENE****[ B-G ]**

<u>Model</u>	<u>Code</u>	<u>Rate</u>
BG-610H	<b>5100</b>	\$70.14

**CATERPILLAR****[ CAT ]**

<u>Model</u>	<u>Code</u>	<u>Rate</u>
WE-601B	<b>5200</b>	\$79.12

**CLARK'S WELDING COMPANY****[ CLAR ]**

<u>Model</u>	<u>Code</u>	<u>Rate</u>
500	<b>5300</b>	\$60.27
601	<b>5304</b>	\$56.36
Lincoln 660	<b>5305</b>	\$106.27

**C.M.I.****[ CMI ]**

<u>Model</u>	<u>Code</u>	<u>Rate</u>
851	<b>5405</b>	\$100.07

**AUGERS, CRAWLER MOUNTED [ AUGCL ]****DELAY FACTOR = 0.27****OVERTIME FACTOR = 0.75**

Includes carrier, attachments and accessories with up to 6.1 meters(20 feet) of auger flights. Consumable bits or tips to be paid by separate invoice.

**BAYSHORE****[ BYSH ]**

<u>Model</u>	<u>Code</u>	<u>Rate</u>
8400 TD limited access	<b>1500</b>	\$122.96

**TEXOMA****[ TXMA ]**

<u>Model</u>	<u>Code</u>	<u>Rate</u>
TAURUS	<b>2010</b>	\$252.91
700CL	<b>2100</b>	\$143.25

**WATSON****[ WATS ]**

<u>Model</u>	<u>Code</u>	<u>Rate</u>
2000CM	<b>2500</b>	\$111.69
2500CM	<b>2505</b>	\$171.66
3000CM	<b>2510</b>	\$194.75
3100CM	<b>2515</b>	\$201.80

**AUGERS, HORIZONTAL [ AUGHZ ]****DELAY FACTOR = 0.26****OVERTIME FACTOR = 0.77**

Includes all attachments and accessories with up to 9.1 meters(30 feet) of auger flight, track and/or pipe pusher. Consumable bits or tips shall be paid by separate invoice. Power unit is included.

**AKKERMAN****[ AKMN ]**

<u>Model</u>	<u>Code</u>	<u>Rate</u>
360	<b>5000</b>	\$112.24
420 series 1250	<b>5002</b>	\$115.11

**AMERICAN AUGER****[ AMAU ]**

<u>Model</u>	<u>Code</u>	<u>Rate</u>
36-350	<b>5014</b>	\$31.34

**BORZALL****[ BORZ ]**

<u>Model</u>	<u>Code</u>	<u>Rate</u>
2300-10	<b>5040</b>	\$10.86
4265-10	<b>5042</b>	\$15.15

**DITCH WITCH****[ D-W ]**

<u>Model</u>	<u>Code</u>	<u>Rate</u>
2510	<b>5040</b>	\$48.52

**AUGERS, TRUCK MOUNTED [ AUGTK ]****DELAY FACTOR = 0.21****OVERTIME FACTOR = 0.81**

Includes truck/carrier, all attachments and accessories with up to 6.1 meters(20 feet) of auger flight. Consumable bits or tips shall be paid by separate invoice.

**ATLANTIC****[ ATLN ]**

<u>Model</u>	<u>Code</u>	<u>Rate</u>
LDH-80	<b>5000</b>	\$183.94
LDH-100	<b>5005</b>	\$155.16
LLDH-80	<b>5010</b>	\$197.24
LLDH-120	<b>5015</b>	\$210.21

**CALWELD****[ CALW ]**

<u>Model</u>	<u>Code</u>	<u>Rate</u>
150-A	<b>5050</b>	\$94.71
200	<b>5052</b>	\$117.40
4500LH	<b>5054</b>	\$202.77

**HUGHES****[ HUGH ]**

<u>Model</u>	<u>Code</u>	<u>Rate</u>
EZ 112	<b>5070</b>	\$66.08
EZ 120	<b>5071</b>	\$74.60
LDH-100	<b>5072</b>	\$120.43
LDH-80	<b>5074</b>	\$118.90
LLDH-120	<b>5076</b>	\$174.52
LLDH-80	<b>5078</b>	\$161.95

<b>P.D.E.</b>	<b>[ PDE ]</b>		
<u>Model</u>	<u>Code</u>	<u>Rate</u>	
M -100	<b>5084</b>	\$48.80	
M-400 with hammer	<b>5085</b>	\$36.40	

<b>TEXOMA</b>	<b>[ TXMA ]</b>		
<u>Model</u>	<u>Code</u>	<u>Rate</u>	
Economatic 115	<b>5087</b>	\$94.52	
Super Economatic	<b>5089</b>	\$96.56	
80	<b>5090</b>	\$140.36	
270	<b>5093</b>	\$95.35	
330	<b>5095</b>	\$100.50	
330 with hammer	<b>5095B</b>	\$116.28	
500 with hammer	<b>5096B</b>	\$118.11	
600	<b>5097</b>	\$123.67	
700	<b>5099</b>	\$193.46	

<b>WATSON</b>	<b>[ WATS ]</b>		
<u>Model</u>	<u>Code</u>	<u>Rate</u>	
1000	<b>6010</b>	\$81.79	
2000	<b>6012</b>	\$158.06	
3000	<b>6014</b>	\$185.35	

### **BITUMINOUS DISTRIBUTORS [ BITDT ]**

**DELAY FACTOR = 0.13      OVERTIME FACTOR = 0.89**  
Includes all equipment for handling bituminous materials under pressure. Includes pumps, spray bars and other attachments and accessories.

<b>TRAILER MOUNTED</b>	<b>[ TLMD ]</b>		
Does not include towing unit. Capacity rated in liters (U.S. gallons).			
<u>OVER</u>	<u>TO</u>	<u>Code</u>	<u>Rate</u>
0	1136 (300)	<b>0-300</b>	\$7.34

<b>TRUCK MOUNTED</b>	<b>[ TRMD ]</b>		
Including truck. Capacity rated in liters (U.S. gallons).			
<u>OVER</u>	<u>TO</u>	<u>Code</u>	<u>Rate</u>
0	3028 (800)	<b>00-08</b>	\$66.23
3028 (800)	5299 (1400)	<b>08-14</b>	\$84.25
5299 (1400)	6831 (1800)	<b>14-18</b>	\$86.78
6831 (1800)	11355 (3000)	<b>18-30</b>	\$88.53
11355 (3000)	15140 (4000)	<b>30-40</b>	\$92.21

### **BROOMS & SWEEPING EQUIPMENT [ BRMSW ]**

**DELAY FACTOR = 0.13      OVERTIME FACTOR = 0.88**  
Includes all attachments and accessories with brooms of any type. Includes broom wear.

<b>BROOMS - MOUNTED &amp; TOWED</b>	<b>[ MTTD ]</b>		
Includes traction, PTO or engine driven.			
<u>Model</u>	<u>Code</u>	<u>Rate</u>	
ALL	<b>ALL</b>	\$32.07	

<b>BROOMS - SELF PROPELLED</b>	<b>[ SFPR ]</b>		
<u>Model</u>	<u>Code</u>	<u>Rate</u>	
ALL	<b>ALL</b>	\$46.35	

### **SWEEPERS - SELF PROPELLED, [ SWSP ]**

<b>PICK UP</b>			
Rated in accordance with hopper size in cubic meters (cubic yards).			
<u>OVER</u>	<u>TO</u>	<u>Code</u>	<u>Rate</u>
0	2.3 (3.0)	<b>0-3</b>	\$106.49
2.3 (3.0)	4.6 (6.0)	<b>3-6</b>	\$140.92
4.6 (6.0)	6.9 (9.0)	<b>6-9</b>	\$166.60

### **BRUSH CHIPPING & SHREDDING MACHINES [ BRUCP ]**

**DELAY FACTOR = 0.06      OVERTIME FACTOR = 0.94**  
Includes all attachments, accessories and power unit. Rated in accordance with the cutter head width in millimeters(inches)

<b>BRUSH CHIP &amp; SHRED</b>	<b>[ BCSM ]</b>		
<u>OVER</u>	<u>TO</u>	<u>Code</u>	<u>Rate</u>
0	230 (9)	<b>00-09</b>	\$32.39
230 (9)	300 (12)	<b>09-12</b>	\$51.06
300 (12)	405 (16)	<b>12-16</b>	\$50.11

### **COMPACTORS, HAND GUIDED [ COMHG ]**

**DELAY FACTOR = 0.17      OVERTIME FACTOR = 0.84**  
Includes pan, vibrating plate, rammer and jumping jack type compactors(gas or diesel). Includes all attachments and accessories. Listed in accordance with the weight in kilograms(pounds)

<b>COMPACTORS</b>	<b>[ COMP ]</b>		
<u>OVER</u>	<u>TO</u>	<u>Code</u>	<u>Rate</u>
0	113 (250)	<b>0-250</b>	\$4.21
113 (250)	& Higher	<b>250</b>	\$9.86

### **CONCRETE MIXERS [ CONMX ]**

**DELAY FACTOR = 0.10      OVERTIME FACTOR = 0.91**

<b>STATIONARY OR PORTABLE</b>	<b>[ SORP ]</b>		
Rated by Mfr's capacity in cubic meters (sacks or cubic feet).			
<u>OVER</u>	<u>TO</u>	<u>Code</u>	<u>Rate</u>
0	0.10 (3.5)	<b>0-3.5</b>	\$2.33
0.10 (3.5)	0.17 (6.0)	<b>03.5-6</b>	\$3.35
0.17 (6.0)	0.31 (11)	<b>06-11</b>	\$4.30
0.31 (11)	0.45 (16)	<b>11-16</b>	\$6.09

<b>TRANSIT MIX</b>	<b>[ TRMX ]</b>		
PTO type, including carrier. Rated by Mfr's capacity in cubic meters (cubic yards).			
<u>OVER</u>	<u>TO</u>	<u>Code</u>	<u>Rate</u>
6.4 (9)	7.6 (10)	<b>09-10</b>	\$155.98
7.6 (10)	9.2 (12)	<b>10-12</b>	\$157.72

**CONCRETE PUMPS**

[ CONPM ]

**DELAY FACTOR = 0.17****OVERTIME FACTOR = 0.85**

Includes truck/carrier or self powered trailer mounted units. Including attachments, accessories and hoses.

**ELBA**

[ ELBA ]

<u>Model</u>	<u>Code</u>	<u>Rate</u>
K-8020	1000	\$95.03

**MAYCO**

[ MACO ]

<u>Model</u>	<u>Code</u>	<u>Rate</u>
C-30HD	1020	\$18.89
LST-30/60S	1024	\$31.98

**SCHWING**

[ SHWG ]

<u>Model</u>	<u>Code</u>	<u>Rate</u>
BPA-1000	1050	\$36.93
WP-1000X	1052	\$50.82
WP-1250X	1054	\$65.90
900-1200 w/28 m boom	1055	\$91.97
900-1200 w/32 m boom	1057	\$99.56
BPL 1200 w/36 m boom	1058	\$112.34

**THOMSEN**

[ THOM ]

<u>Model</u>	<u>Code</u>	<u>Rate</u>
A-3.75 w/ mixer	1070	\$25.14
A-7	1072	\$22.45
11 pump w/28 m boom	1078	\$105.02
12 pump w/32 m boom	1082	\$112.29
14 pump w/36 m boom	1084	\$162.93

**CONCRETE SLIPFORM PAVERS**

[ CONSF ]

**DELAY FACTOR = 0.18****OVERTIME FACTOR = 0.85**

Includes all attachments and accessories. Detached, independently powered finished bridges or spray/tyne machines are not included.

**C.M.I.**

[ CMI ]

<u>Model</u>	<u>Code</u>	<u>Rate</u>
SF-250	2002	\$168.37
SF-350 series 2	2004	\$266.57
SF-550	2006	\$358.57

**GOMACO**

[ GOMA ]

<u>Model</u>	<u>Code</u>	<u>Rate</u>
GP-2000	2020	\$171.07
GP-2500	2022	\$192.48
GP-3500	2024	\$272.57

**CONCRETE VIBRATORS**

[ CONVB ]

**DELAY FACTOR = 0.30****OVERTIME FACTOR = 0.71**

Includes all attachments and accessories. Includes vibrator motor but independent power, whether air or electric, shall be paid as a separate item.

**CONCRETE VIBRATORS**

[ CVIB ]

<u>Model</u>	<u>Code</u>	<u>Rate</u>
Each Vibrating Head	EVHD	\$1.06

**CURB EXTRUSION MACHINES**

[ CRBEX ]

**DELAY FACTOR = 0.21****OVERTIME FACTOR = 0.83**

Self propelled for asphalt or concrete curb and gutter section. Includes attachments, accessories and molds. Rated by Mfr's maximum width recommendations in millimeters (inches).

**CURB EXTRUSION MACHINE**

[ CEM ]

<u>OVER</u>	<u>TO</u>	<u>Code</u>	<u>Rate</u>
0	460 (18)	0-18	\$32.78
460 (18)	& Over	18 PLUS	\$94.86

**CONCRETE BARRIER SLIPFORM PAVERS**

[ CRBSF ]

**DELAY FACTOR = 0.19****OVERTIME FACTOR = 0.85**

Includes all attachments, accessories and barrier or curb molds.

**C.M.I.**

[ CMI ]

<u>Model</u>	<u>Code</u>	<u>Rate</u>
SF-175	3000	\$124.08

**CURBMASTER**

[ CURB ]

<u>Model</u>	<u>Code</u>	<u>Rate</u>
CMT-800	3020	\$76.43

**GOMACO**

[ GOMA ]

<u>Model</u>	<u>Code</u>	<u>Rate</u>
GT-6000-(78&90)	3040	\$86.00
COMMANDER II	3045	\$97.70
COMMANDER III	3050	\$135.53

**MILLER FORMLESS**

[ MILL ]

<u>Model</u>	<u>Code</u>	<u>Rate</u>
M-7500	3063	\$100.90
M-8100	3065	\$141.87
M-8800	3067	\$177.28



## ELECTRIC GENERATORS & LIGHT PLANTS [ ELGEN ]

**DELAY FACTOR = 0.11      OVERTIME FACTOR = 0.90**

Rates are for gas or diesel power and alternating or direct current.

### GENERATOR [ GEN ]

Rated in accordance with Mfr's output in kilowatts.

OVER	TO	Code	Rate
0	1	000-001	\$0.88
1	3	001-003	\$2.06
3	7.5	003-008	\$4.23
7.5	15	008-015	\$9.46
15	25	015-025	\$14.86
25	50	025-050	\$14.95
50	100	050-100	\$27.04
100	200	100-200	\$54.77
200	300	200-300	\$93.55
300	400	300-400	\$127.32
400	500	400-500	\$159.41

### LIGHTS [ LITE ]

Includes trailer, pole and generator.

Model	Code	Rate
2 Light Set	2 LIGHT	\$4.17
4 Light Set	4 LIGHT	\$8.35

## ELECTRIC POWERED HAND TOOLS [ ELTOL ]

**DELAY FACTOR = 0.61      OVERTIME FACTOR = 0.42**

Includes electric powered, hand held tools not listed elsewhere in this book. Expendable bits, blades, discs, wheels, etc. shall be paid by separate invoice. Rated in accordance with Mfr's suggested retail price.

### TOOLS [ TOOL ]

OVER	TO	Code	Rate
450	600	045-060	\$0.29
600	800	060-080	\$0.38
800	1000	080-100	\$0.48

## FORK LIFT TRUCKS [ FKLFT ]

**DELAY FACTOR = 0.19      OVERTIME FACTOR = 0.82**

Includes attachments and accessories. Listed in accordance with the Mfr's maximum rated capacity in kilograms(pounds).

### FORK LIFT TRUCKS [ FLT ]

OVER	TO	Code	Rate
454 (1000)	1814 (4000)	010-040	\$30.67
1814 (4000)	2722 (6000)	040-060	\$40.86
2722 (6000)	3629 (8000)	060-080	\$46.02
3629 (8000)	5443 (12000)	080-120	\$64.11
5443 (12000)	7258 (16000)	120-160	\$66.91
7258 (16000)	9072 (20000)	160-200	\$78.28
9072 (20000)	11340 (25000)	200-250	\$77.06

11340 (25000)	13608 (30000)	250-300	\$85.26
13608 (30000)	18144 (40000)	300-400	\$107.83
18144 (40000)	22680 (50000)	400-500	\$128.12
22680 (50000)	34020 (75000)	500-750	\$173.94

## GRADERS [ GRADR ]

**DELAY FACTOR = 0.11      OVERTIME FACTOR = 0.90**

Includes ripper and scarifier attachments and all accessories. Electronic blade control and specialty cutting tools shall be paid separately.

### BLADE-MOR [ BMOR ]

Model	Code	Rate
727	2173	\$28.44
747	2178	\$40.76

### CATERPILLAR [ CAT ]

Model	Code	Rate
120G 87V serial	2685	\$75.47
130G 74V serial	2695	\$83.44
12E 99E serial	2710	\$54.40
12F 73G serial	2768	\$82.44
12F 13K serial	2826	\$63.19
12F 89H serial	2884	\$63.67
12G 61M serial	2890	\$85.19
12H	2895	\$91.90
14E 72G serial	3174	\$84.67
14G	3180	\$126.90
14H	3185	\$139.75
140 14U serial	3250	\$85.69
140G 72V serial	3260	\$92.34
140H	3265	\$98.29
143H	3267	\$109.75
16 49G serial	3290	\$110.37
16 49G800 serial	3348	\$161.54
16 G93U serial	3360	\$176.41
16H	3380	\$186.20
160H	3385	\$115.75
163H	3390	\$121.35

### JOHN DEERE

### [ DEER ]

Model	Code	Rate
JD-570A	3890	\$49.85
JD-570B	3892	\$57.51
JD-670	3900	\$65.41
JD-670A	3905	\$71.39
JD-670CH	3907	\$91.79
JD-770	3910	\$74.34
JD-770A, 770A-H	3915	\$86.64
JD-770B	3916	\$93.86
JD-772CH	3930	\$111.63



**GALION****[ GALN ]**

<u>Model</u>	<u>Code</u>	<u>Rate</u>
A-400E	<b>4940</b>	\$70.02
T-400A	<b>4980</b>	\$67.39
T-500C	<b>5150</b>	\$78.15
T-500L	<b>5204</b>	\$78.08
T-500M	<b>5210</b>	\$80.35

**KOMATSU****[ KOMA ]**

<u>Model</u>	<u>Code</u>	<u>Rate</u>
GD 505A-2	<b>8980</b>	\$73.14
GD 515A-1	<b>8986</b>	\$75.48
GD 605A-2	<b>9000</b>	\$80.80
GD 615A-1	<b>9005</b>	\$87.31
GD 625A-1C	<b>9007</b>	\$111.62
GD 655A-2	<b>9010</b>	\$89.95

**HAMMERS, DEMOLITION & PILE****[ HAMMR ]****DELAY FACTOR = 0.21****OVERTIME FACTOR = 0.81**

Includes attachments, accessories and power unit. Does not include carrier.

**ABI****[ ABI ]**

<u>Model</u>	<u>Code</u>	<u>Rate</u>
HVR-60	<b>0100</b>	\$40.26

**AMERICAN PILE DRIVING****[ APE ]****EQUIPMENT**

<u>Model</u>	<u>Code</u>	<u>Rate</u>
150	<b>0010</b>	\$171.68
180	<b>0050</b>	\$237.93
200/500	<b>0060</b>	\$264.41
300 VIBRO	<b>0075</b>	\$295.18
400B VIBRO	<b>0085</b>	\$473.24

**ALLIED STEEL & TRACTOR****[ AS&T ]**

<u>Model</u>	<u>Code</u>	<u>Rate</u>
800	<b>0300</b>	\$59.93
HYRAM 720	<b>0310</b>	\$6.76
HYRAM 725	<b>0320</b>	\$13.21
HYRAM 730	<b>0330</b>	\$15.71
HYRAM 740	<b>0340</b>	\$22.48
HYRAM 750	<b>0350</b>	\$24.69
HYRAM 77	<b>0360</b>	\$10.01
HYRAM 770	<b>0370</b>	\$24.21
HYRAM 780	<b>0380</b>	\$40.16
HYRAM 790	<b>0390</b>	\$51.53
HYRAM 88	<b>0400</b>	\$16.62

**DELMAG****[ DELM ]**

<u>Model</u>	<u>Code</u>	<u>Rate</u>
D-12	<b>0500</b>	\$25.28
D-16	<b>0510</b>	\$37.78
D-22	<b>0520</b>	\$60.08
D-30	<b>0530</b>	\$44.59
D-30-32	<b>0540</b>	\$64.87
D-36-32	<b>0560</b>	\$84.21
D46-32	<b>0570</b>	\$99.92
D62-22	<b>0580</b>	\$162.44
D100-13	<b>0590</b>	\$257.70

**FOSTER****[ FOST ]**

<u>Model</u>	<u>Code</u>	<u>Rate</u>
1700	<b>0600</b>	\$146.79
4030	<b>0630</b>	\$205.65
FNV-1800	<b>0660</b>	\$121.16
FNV-4150	<b>0693</b>	\$263.26

**HYDRAULIC POWER SYS****[ HPSI ]**

<u>Model</u>	<u>Code</u>	<u>Rate</u>
150	<b>0420</b>	\$102.92
260	<b>0430</b>	\$163.03
300	<b>0440</b>	\$195.66

**I.C.E.****[ ICE ]**

<u>Model</u>	<u>Code</u>	<u>Rate</u>
44-50	<b>0450</b>	\$246.88
216	<b>0460</b>	\$88.54
416L	<b>0470</b>	\$147.43
812	<b>0480</b>	\$232.56

**KENT****[ KENT ]**

<u>Model</u>	<u>Code</u>	<u>Rate</u>
KHB10G	<b>0700</b>	\$21.27
KHB 15G	<b>0710</b>	\$32.12
KHB 30G	<b>0750</b>	\$32.85
KHB 40G	<b>0760</b>	\$56.58

**NPK****[ NPK ]**

<u>Model</u>	<u>Code</u>	<u>Rate</u>
4XE	<b>0795</b>	\$18.07
6XA	<b>0800</b>	\$14.39
H-10XB	<b>0810</b>	\$39.19
H-12X	<b>0815</b>	\$39.32
H-16X	<b>0820</b>	\$34.64
H-20X	<b>0840</b>	\$37.69
H4X,HXA	<b>0860</b>	\$12.39
H7X	<b>0880</b>	\$15.17

**OKADA**

<u>Model</u>	<u>Code</u>	<u>Rate</u>
UB-5	0900	\$8.58
UB-8	0950	\$17.07

**RAMMER**

<u>Model</u>	<u>Code</u>	<u>Rate</u>
S-84	1000	\$33.93
S-86	1050	\$36.82

**STANLEY**

<u>Model</u>	<u>Code</u>	<u>Rate</u>
MB250	1100	\$7.01
MB2900	1120	\$25.88
MB4900	1140	\$45.82
MB550	1160	\$11.03
MB800	1180	\$16.24

**TELEDYNE**

<u>Model</u>	<u>Code</u>	<u>Rate</u>
950X	1190	\$37.41
TB1025	1195	\$41.28
TB1425X	1200	\$37.74
TB2225X	1220	\$70.48
TB425	1240	\$15.69
TB825X	1260	\$26.81

**TRAMAC**

<u>Model</u>	<u>Code</u>	<u>Rate</u>
BRH1100	1300	\$40.90
BRH125	1310	\$12.82
BRH250	1320	\$13.94
BRH400	1330	\$13.30
BRH620	1340	\$27.34
BRH750	1350	\$23.52
BRV950	1360	\$24.71

**TUNKER**

<u>Model</u>	<u>Code</u>	<u>Rate</u>
40.01	1400	\$180.65
40.05	1450	\$180.65
60.05	1460	\$161.51

**VULCAN**

<u>Model</u>	<u>Code</u>	<u>Rate</u>
I	1500	\$28.05
010	1520	\$40.92
100C	1540	\$43.55
2300	1560	\$157.93
80C	1580	\$33.66

**[ OKAD ]****[ RAMR ]****[ STAN ]****[ TELD ]****[ TRMC ]****[ TUNK ]****[ VULC ]****HYDRAULIC CRANES & EXCAVATORS,  
CRAWLER MOUNTED****[ HCECL ]****DELAY FACTOR = 0.17****OVERTIME FACTOR = 0.85**Includes all attachments and accessories required for lifting or digging.  
Pavement breaker or compactor attachments are not included.**BANTAM**

<u>Model</u>	<u>Code</u>	<u>Rate</u>
C 266	0680	\$91.27
C 366	0690	\$105.46
C 744	1075	\$68.35

**CASE**

<u>Model</u>	<u>Code</u>	<u>Rate</u>
9030B	0100B	\$88.41
9040	0110	\$104.17
9060B	0120B	\$205.14
40E E-Boom	1600	\$83.82
40E Y-Boom	1601	\$84.21
50E	1602	\$106.16
125B	1602H	\$84.96
170C	1602N	\$119.13
220B	1602R	\$151.60
880B Y-Boom	1609	\$59.92
980B	1615	\$92.74
1080	1615E	\$81.75
1080B	1615J	\$83.32
1280	1616	\$111.26
1280B	1616E	\$105.24

**CATERPILLAR**

<u>Model</u>	<u>Code</u>	<u>Rate</u>
304 CR	0200	\$33.69
305C CR	0250	\$44.45
312	0300	\$53.92
312C	0300C	\$59.02
312CL	0300CL	\$59.93
314CL CR	0302CLR	\$66.11
315L	0305	\$65.13
320	0310	\$85.62
320BL	0312	\$89.84
320C	0312C	\$88.99
320CL	0312CL	\$97.55
320L	0315	\$87.03
321C LCR	0320R	\$117.56
322L	0325	\$106.51
325	0330	\$112.95
325BL	0335	\$122.71
325L	0340	\$117.49
328D LCR	0343DR	\$146.69
330BL	0345	\$154.94

**[ BANT ]****[ CASE ]****[ CAT ]**

330CL	0345CL	\$169.50	690E LC	1697ELC	\$85.50
330D L	0345DL	\$201.00	790	1698	\$90.39
330L	0350	\$148.88	790D	1698D	\$95.71
345BL	0355	\$207.66	790E LC	1698ELC	\$104.35
350L	0360	\$208.36	792	1699	\$106.77
375L	0365	\$331.03	890	1700	\$144.66
205	1617	\$36.66	890A	1705	\$131.10
211	1617E	\$55.24	892D LC	1708	\$121.85
213	1617H	\$60.71	990	1720	\$156.80
215	1618	\$60.87	992D LC	1722	\$175.69
215B LC	1619E	\$68.50	30	1725	\$21.85
215C	1619F	\$75.42	50	1730	\$34.94
215D	1619G	\$83.53	70	1735	\$31.80
225	1620	\$87.16	200LC	1745	\$94.76
225LC	1621	\$87.67	DROTT	[ DROT ]	
225D LC	1622	\$109.70	Model	Code	Rate
227	1623	\$90.63	35D E boom	1835	\$63.26
229	1625	\$118.04	35D Y boom	1845	\$63.67
231D	1630	\$134.49	40D E boom	1930	\$80.27
231DLC	1635	\$136.01	40D Y boom	1965	\$85.25
235	1640	\$138.08	50D	2005	\$103.80
235B	1642	\$153.49	FIAT-ALLIS	[ F-A ]	
235 Front Shovel	1645	\$147.58	Model	Code	Rate
235B Front Shovel	1647	\$164.24	FE 18	9000	\$56.38
235C	1648	\$175.03	FE 20 HD	9010	\$71.00
235DLC	1649	\$180.71	FE 20 LC	9020	\$67.26
245	1650	\$232.38	FE 28	9030	\$94.85
245B	1650B	\$256.29	FE 40 L	9040	\$161.74
245 Front Shovel	1652	\$243.81	GRADALL	[ GRAD ]	
245B Front Shovel	1652B	\$271.26	Model	Code	Rate
E 180	1653	\$73.52	G 660	0150	\$76.25
EL 180	1654	\$74.63	G 660B	0160	\$97.69
EL 200B	1654E	\$79.26	G 660C	0170	\$98.41
E 240	1655	\$94.32	G 880B	0210	\$104.32
EL 240	1656	\$95.75	G 880C	0215	\$99.50
E 300	1657	\$118.41	G 1000	0230	\$164.92
E 300B	1657B	\$131.36	XL4200	0260	\$96.07
EL 300	1658	\$120.26	XL5200	0280	\$115.10
EL 300B	1658B	\$133.36	HITACHI	[ HIT ]	
JOHN DEERE	[ DEER ]		Model	Code	Rate
Model	Code	Rate	UH 07LC	2630	\$73.87
225D LC	1575D	\$110.01	UH 062	2660	\$82.03
330C LC	1600C	\$161.28	UH 172	2695	\$145.45
450LC	1645	\$201.21	UH 122	2750	\$97.26
490	1660	\$45.29	EX 150	2797	\$66.49
490E	1660E	\$56.92	EX 200 LC	2800	\$82.09
690A	1685	\$64.64	EX 270 LC	2806	\$120.28
690B	1695	\$77.71	EX 300LC-2	2807	\$142.48
690C	1697	\$71.88			
690D	1697D	\$74.90			

EX 300LC-3	2807A	\$145.86	KOEHRING	[ KOEH ]	
EX 330LC-5	2807B	\$162.04	Model	Code	Rate
EX 370-5	2807F	\$167.58	366 post 1980	4752	\$123.32
EX 400 LC	2808	\$188.67	466E	4990	\$142.09
EX 450LC-5	2808K	\$220.98	566	5160	\$153.22
EX 550LC	2809	\$272.68	666, 666E	5225	\$194.12
EX 700	2810	\$325.52	866, 866E	5235	\$226.01
EX 750-5	2815	\$340.17	6611	6000	\$45.90
EX 1100	2880	\$425.44	6614	6005	\$56.32
HYUNDAI	[ HYUN ]		6612	6010	\$54.75
Model	Code	Rate	6620	6015	\$78.31
200LC	2950	\$82.35	6625	6020	\$95.20
210LC-3	2952C	\$85.45	6633	6029	\$135.91
280LC	2960	\$122.28	6644	6040	\$179.84
290LC	2970	\$127.00	KOMATSU	[ KOMA ]	
450LC	3010	\$189.58	Model	Code	Rate
INTERNATIONAL	[ INTL ]		PC 120-5	9485	\$58.19
Model	Code	Rate	PC 150-1	9490	\$52.74
630	4250	\$58.88	PC 150-3	9495	\$64.65
640 HD	4260	\$76.92	PC 200 LC-2	9500	\$65.82
650 HD	4280	\$85.86	PC 200-5	9504	\$84.91
KATO	[ KATO ]		PC 200 LC-3	9505	\$78.96
Model	Code	Rate	PC 200 LC-5	9506	\$85.90
HD450 VII	3050	\$55.60	PC 220 LC-2	9510	\$84.94
HD700 VII LC	3060	\$80.30	PC 220 LC-3	9515	\$98.00
HD1250 VII LC	3080	\$135.63	PC 220 LC-5	9516	\$105.65
KOBELCO	[ KOBL ]		PC 220 LC-6	9516F	\$112.50
Model	Code	Rate	PC 220 LC-7	9516G	\$118.18
SK200LC MARK III	4687	\$86.14	PC 280 LC-3	9517	\$110.79
K 903B	4688	\$40.79	PC 300 LC-1, LC-2	9520	\$109.89
K 904D	4693	\$43.98	PC 300 LC-3	9525	\$130.14
K 904E	4694	\$46.26	PC 300 LC-5	9526	\$146.83
K 904 Mark II	4694A	\$45.93	PC 300 LC-6	9526A	\$161.65
K 905	4695	\$49.66	PC 360 LC-3	9527	\$147.82
K 905A LC	4697	\$53.44	PC 400 LC-1	9530	\$148.56
K 907C	4700	\$71.44	PC 400 LC-3	9535	\$173.82
K 907D	4702	\$76.81	PC 400 LC-5	9536	\$193.42
K 907 LC	4704	\$77.53	PC 400 LC-6	9537	\$212.72
K 909A	4710	\$99.52	PC 600 LC-6	9539	\$296.89
K 909 LC	4711	\$101.99	PC 650-1	9540	\$271.04
K 912A	4712	\$117.96	PC 650-1 Front Shovel	9550	\$285.39
K 914	4715	\$140.32	PC 650-3	9552	\$286.07
K 916	4717	\$157.42	PC 750-6	9555	\$340.87
SK270LC MARK IV	4720	\$121.81	PC 1000-1	9560	\$431.53
SK400LC MARK IV	4725	\$205.43	PC 1000 LC-1	9565	\$443.73
			PC 1100 LC-6	9575LC	\$513.00



**LINK-BELT**

<u>Model</u>	<u>Code</u>	<u>Rate</u>
LS 1600	<b>5390</b>	\$35.01
LS 2650	<b>5395</b>	\$48.80
LS 2700C II	<b>5398</b>	\$65.48
2700 QUANTUM	<b>5399</b>	\$68.18
LS 2800	<b>5400</b>	\$57.42
LS 2800A	<b>5402</b>	\$65.52
LS 2800A PL	<b>5404</b>	\$57.11
LS 2800 PL	<b>5405</b>	\$54.35
LS 2800B	<b>5410</b>	\$72.13
LS 3400	<b>5475</b>	\$95.28
LS 3400C II	<b>5477</b>	\$101.10
LS 4300	<b>5660</b>	\$120.13
LS 4300C II	<b>5662</b>	\$132.29
LS 4800	<b>5750</b>	\$137.97
LS 4800 PL	<b>5755</b>	\$124.86
LS 5400	<b>5805</b>	\$161.09
LS 5800	<b>5810</b>	\$167.18
LS 5800A	<b>5812</b>	\$176.18
LS 5800C II	<b>5814</b>	\$183.99
LS 6400	<b>5820</b>	\$247.24
LS 7400	<b>5830</b>	\$248.26
LS 7400A	<b>5840</b>	\$299.50

**MASSEY FERGUSON**

<u>Model</u>	<u>Code</u>	<u>Rate</u>
MF 450D	<b>6245</b>	\$47.20
MF 450S	<b>6250</b>	\$50.96

**MITSUBISHI**

<u>Model</u>	<u>Code</u>	<u>Rate</u>
MS 090	<b>6290</b>	\$33.28
MS 180-3	<b>6295</b>	\$63.69
MS 180 LC-8	<b>6296</b>	\$72.11
MS 230 LC-3	<b>6300</b>	\$83.05
MS 240 LC-8	<b>6305</b>	\$89.82
MS 280-2	<b>6310</b>	\$101.79
MS 380-2	<b>6320</b>	\$142.41
MS 450-8	<b>6330</b>	\$165.05

**NORTHWEST**

<u>Model</u>	<u>Code</u>	<u>Rate</u>
35 DH	<b>6335</b>	\$130.28
45 DH	<b>6340</b>	\$141.29
55 DH	<b>6345</b>	\$149.03
55 DH Series II	<b>6360</b>	\$257.64

**[ L-B ]****P&H**

<u>Model</u>	<u>Code</u>	<u>Rate</u>
H 750	<b>6628</b>	\$61.73
H 1250	<b>6630</b>	\$104.45
H 1750	<b>6635</b>	\$128.48
H 2500	<b>6645</b>	\$165.14
HS 2500	<b>6650</b>	\$169.81

**TAKEUCHI**

<u>Model</u>	<u>Code</u>	<u>Rate</u>
TB 15	<b>7686</b>	\$14.25
TB 025	<b>7686A</b>	\$24.23
TB 045	<b>7686E</b>	\$40.11
TB 070	<b>7686H</b>	\$38.24
TB 10S	<b>7688</b>	\$11.43
TB 35S	<b>7690</b>	\$22.85
TB 68S	<b>7692</b>	\$32.63
TB 800	<b>7695</b>	\$16.01

**[ TAKU ]**

<b>HYDRAULIC CRANES &amp; EXCAVATORS, SELF PROPELLED.</b>
---

**DELAY FACTOR = 0.13****OVERTIME FACTOR = 0.89**

Includes all attachments and accessories required for lifting or digging.  
Pavement breaker or compactor attachments are not included.

**BUCYRUS-ERIE**

<u>Model</u>	<u>Code</u>	<u>Rate</u>
300C/SP	<b>1670</b>	\$75.21
320C	<b>1672</b>	\$75.39
360C	<b>1678</b>	\$75.73

**BADGER**

<u>Model</u>	<u>Code</u>	<u>Rate</u>
4425/30	<b>1565</b>	\$100.76
4435	<b>1570</b>	\$111.85
4435B	<b>1573</b>	\$113.09
4435C	<b>1573C</b>	\$121.36
4445	<b>1574</b>	\$151.92
4450	<b>1575</b>	\$118.48
4450B	<b>1577</b>	\$124.91
4455	<b>1579</b>	\$152.64

**CASE**

<u>Model</u>	<u>Code</u>	<u>Rate</u>
40E E-Boom, Cruz Air	<b>1685</b>	\$64.35
40E Y-Boom, Cruz Air	<b>1687</b>	\$64.57
40F E-Boom, Cruz Air	<b>1687H</b>	\$66.57
40F Y-Boom, Cruz Air	<b>1687K</b>	\$67.39
45 E-Boom, Cruz Air	<b>1688</b>	\$83.44
45 Y-Boom, Cruz Air	<b>1689</b>	\$88.13
45B E-Boom, Cruz Air	<b>1689H</b>	\$88.06
45B Y-Boom, Cruz Air	<b>1689K</b>	\$88.78

**[ M-F ]****[ MITS ]****[ NW ]**

880R E-Boom	1690	\$58.26	RT-635	4640	\$95.88
880R Y-Boom	1695	\$58.38	RT-65 S	4700	\$101.37
1085 E-Boom, Cruz Air	1696E	\$66.45	RT-740	4710	\$112.33
1085 Y-Boom, Cruz Air	1696Y	\$66.74	RT-745	4715	\$140.57
1085B Y-Boom, Cruz Air	1696Z	\$74.83	RT-75 S	4720	\$107.30
1285 E-Boom, Cruz Air	1697E	\$84.41	RT-755	4725	\$120.36
1285 Y-Boom, Cruz Air	1697Y	\$84.55	RT-760	4727	\$171.34
3330 Low Profile	1698E	\$34.35	RT-865	4730	\$148.35
3330B	1698H	\$34.59	RT-865B	4732	\$201.39
<b>CATERPILLAR</b>	[ CAT ]		RT-875	4735	\$182.40
<u>Model</u>	<u>Code</u>	<u>Rate</u>	RT-980	4750	\$176.78
206	1699	\$45.95	RT-990	4760	\$203.04
212	1699E	\$58.95	RT-9100	4790	\$256.51
214	1699H	\$63.71	<b>KOMATSU</b>	[ KOMA ]	
224	1699J	\$78.37	<u>Model</u>	<u>Code</u>	<u>Rate</u>
<b>GRADALL</b>	[ GRAD ]		PW 210-1	9580	\$105.23
<u>Model</u>	<u>Code</u>	<u>Rate</u>	<b>LINK-BELT</b>	[ L-B ]	
G 3WD, 4x4	0110	\$97.04	<u>Model</u>	<u>Code</u>	<u>Rate</u>
<b>GROVE</b>	[ GROV ]		HSP 15	5500	\$73.01
<u>Model</u>	<u>Code</u>	<u>Rate</u>	HSP 18	5505	\$73.01
24	3820	\$36.91	HSP 20	5510	\$78.95
36	3830	\$60.67	HSP 22	5530	\$80.34
68	3850	\$69.37	HSP 25	5535	\$85.12
1012	3870	\$82.41	HSP 8015	5538	\$83.33
2535	3880	\$108.78	HSP 8018	5538E	\$83.33
RT-48	4030	\$64.00	HSP 8018XL	5538G	\$101.66
RT-49	4115	\$64.28	HSP 8018C	5538H	\$75.45
RT-58	4285	\$65.50	HSP 8025	5538P	\$87.10
RT-418	4354	\$78.64	HSP 8025 S	5538PF	\$87.90
RT-420	4356	\$78.64	HSP 8030	5538Q	\$99.64
RT-422	4358	\$78.64	HSP 8035	5538R	\$144.39
RT-500D	4359	\$108.55	HSP 8040	5538S	\$144.53
RT-525	4360	\$74.67	HSP 8050	5538T	\$146.65
RT-525B	4362	\$77.52	HSP 8055	5538V	\$132.90
RT-525C	4363	\$94.47	HSP 8060	5539	\$160.15
RT-527.5	4365	\$75.51	<b>LORAIN</b>	[ LORN ]	
RT-528B	4370	\$77.52	<u>Model</u>	<u>Code</u>	<u>Rate</u>
RT-528C	4372	\$94.96	LRT 15H	5730	\$74.58
RT-60	4520	\$76.20	LRT 15U	5735	\$75.84
RT-60S	4540	\$78.11	LRT 18U	5740	\$76.29
RT-515	4606	\$74.53	LRT 35U	5745	\$110.98
RT-518	4607	\$76.44	LRT 40U	5750	\$111.73
RT-520	4608	\$77.94	LRT 150	5755	\$73.69
RT-522	4609	\$77.19	LRT 150D	5756	\$88.70
RT-522C	4609G	\$92.53	LRT 180	5760	\$73.66
RT-625	4630	\$83.83	LRT 180D	5760D	\$88.70
RT-630	4635	\$83.83	LRT 200	5765	\$73.49
RT-630B	4637	\$89.13	LRT 200D	5765D	\$88.86

LRT 220	5767	\$75.90
LRT 230	5768	\$79.85
LRT 230D	5768D	\$88.89
LRT 250	5769	\$79.87
LRT 250D	5769D	\$88.89
LRT 275	5770	\$79.87
LRT 275D	5770D	\$88.89
LRT 330	5772	\$103.66
LRT 400	5773	\$118.46
LRT 450	5774	\$121.58
LRT 500	5775	\$124.59
LRT 550	5790	\$129.82

#### P&H

#### [ P&H ]

Model	Code	Rate
OMEGA 14	5790	\$69.60
OMEGA 15	5792	\$69.60
OMEGA 18	5794	\$70.03
OMEGA 25	5795	\$92.97
OMEGA 20	5796	\$70.70
OMEGA 23	5796E	\$73.43
OMEGA 30	5796J	\$95.37
OMEGA 35	5796P	\$96.33
OMEGA 40	5797	\$129.48
OMEGA 45	5797E	\$131.19
OMEGA 50	5797J	\$132.57
OMEGA 60	5798	\$137.79
OMEGA 65	5799	\$160.49
OMEGA 114	5799C	\$78.68
OMEGA 114D	5799G	\$76.74
OMEGA 118	5799Q	\$80.18
OMEGA 118D	5799S	\$76.88
OMEGA 120	5799U	\$81.81
OMEGA 120D	5799W	\$77.58
OMEGA 122	5799X	\$82.79
OMEGA 122D	5799Y	\$78.16
OMEGA 125	5799Z	\$83.16
OMEGA 128	5799ZA	\$81.65
R 150	5890	\$59.79
R 150-1	5910	\$59.30
R 180	5975	\$60.11
R 200	6060	\$60.43
OMEGA S-15	6062	\$95.75
OMEGA S-18	6063	\$95.75
OMEGA S-20	6064	\$98.29
S-35	6064E	\$135.66

#### PETTIBONE

#### [ PET ]

Model	Code	Rate
16 MK P Series	6500	\$64.82
20 MK P Series	6580	\$65.45
25	6740	\$61.73
25 MK P Series	6750	\$66.23
29 MK P Series	6880	\$67.25
30	6900	\$61.73
30 MK P Series	6903	\$68.24
30 SC, 30 SC P Series	6910	\$95.91
60 SC	6990	\$101.80
60 SC P Series	6995	\$108.36
70	7100	\$107.57
70 SC	7165	\$108.14
70 SC P Series	7170	\$114.10
80 MK P Series	7250	\$105.92
80 SC P Series	7260	\$107.31

#### R.O. PRODUCTS

#### [ ROP ]

Model	Code	Rate
MC 5A	8005	\$39.82
MC 50B	8175	\$63.12
MC 50C	8260	\$64.45

### HYDRAULIC CRANES & EXCAVATORS, TRUCK MTD. W/ CARRIER [ HCETD ]

DELAY FACTOR = 0.12

OVERTIME FACTOR = 0.90

Includes truck/carrier. Includes all attachment and accessories required for lifting or digging. Pavement breaker or compactor attachments are not included.

#### BUCYRUS-ERIE

#### [ B-E ]

Model	Code	Rate
25 XC	1360	\$89.61
30 XC	1370	\$90.25
40 C	1475	\$81.95
60 XC	1590	\$144.76
65 C	1592	\$125.28
90 XC	1600	\$156.07

#### BADGER

#### [ BAGR ]

Model	Code	Rate
300 Hydro-Scopic	0550	\$61.45
460 Hydro-Scopic	0555	\$75.12
666 Hydro-Scopic	0560	\$112.16
888 Hydro-Scopic	0600	\$117.77

#### BANTAM

#### [ BANT ]

Model	Code	Rate
T 744 Teleskoop	1285	\$72.59
T 888	1310	\$106.58
T 888B	1315	\$124.65

**DEVAULT**

<u>Model</u>	<u>Code</u>	<u>Rate</u>
TK 15-10	<b>1900</b>	\$44.16

**GRADALL**

<u>Model</u>	<u>Code</u>	<u>Rate</u>
G 3W	<b>0120</b>	\$75.88
G 660	<b>0170</b>	\$73.38
G 660B	<b>0180</b>	\$95.86
G 660C	<b>0190</b>	\$92.55
G 800	<b>0210</b>	\$64.74
G 880B	<b>0220</b>	\$104.09
G 880C	<b>0230</b>	\$100.29
G 1000	<b>0240</b>	\$109.55

**GROVE**

<u>Model</u>	<u>Code</u>	<u>Rate</u>
TD 520	<b>2221</b>	\$112.52
TD 522	<b>2223</b>	\$112.52
TD 525	<b>2224</b>	\$113.41
TMS 250	<b>2850</b>	\$105.28
TMS 250A	<b>2860</b>	\$105.76
TMS 250B	<b>2870</b>	\$105.76
TMS 250C	<b>2875</b>	\$144.48
TMS 300	<b>2922</b>	\$125.72
TMS 300B	<b>2923</b>	\$143.01
<b>TMS 760</b>	<b>3180</b>	<b>\$218.87</b>
TMS 865	<b>3378</b>	\$164.00
TM 875	<b>3380</b>	\$188.84
TMS 875	<b>3385</b>	\$189.70
TM 890	<b>3387</b>	\$203.37
TM 1075	<b>3390</b>	\$170.36

**HIAB**

<u>Model</u>	<u>Code</u>	<u>Rate</u>
100 AW	<b>3850</b>	\$39.79
1165	<b>3852</b>	\$36.53
170 thru 174	<b>3854</b>	\$35.06
175 thru 177	<b>3855</b>	\$35.21
550, 5501	<b>3857</b>	\$38.18
650	<b>3859</b>	\$39.08

**KOEHRING**

<u>Model</u>	<u>Code</u>	<u>Rate</u>
4460 Teleskoop	<b>4400</b>	\$73.59
4465 Teleskoop	<b>4405</b>	\$74.80
4470 Teleskoop	<b>4410</b>	\$86.81
4475 Teleskoop	<b>4415</b>	\$88.00

**[ DVUT ]****[ GRAD ]****[ GROV ]****[ HIAB ]****[ KOEH ]****LINK-BELT**

<u>Model</u>	<u>Code</u>	<u>Rate</u>
HTC 14	<b>4505</b>	\$102.86
HTC 25	<b>4507</b>	\$102.86
HTC 35	<b>4509</b>	\$112.59
HTC 50	<b>4510</b>	\$149.82
HTC 50W	<b>4520</b>	\$144.24
HTC 814	<b>4530</b>	\$133.96
HTC 814XL	<b>4531</b>	\$138.90
HTC 822 S	<b>4532</b>	\$125.90
HTC 825	<b>4535</b>	\$118.23
HTC 825 S	<b>4536</b>	\$126.95
HTC 830	<b>4537</b>	\$135.87
HTC 835	<b>4539</b>	\$143.14
HTC 835XL	<b>4539C</b>	\$161.68
HTC 840	<b>4539E</b>	\$165.11
HTC 850	<b>4539G</b>	\$170.17
HTC 855	<b>4539H</b>	\$150.93
HTC 860	<b>4539J</b>	\$172.87
HTC 1040	<b>4540</b>	\$162.99
HTC 1050	<b>4545</b>	\$165.05
HTC 1055	<b>4550</b>	\$154.58
HTC 1060	<b>4555</b>	\$169.64
HTC 11100	<b>4600</b>	\$298.28

**LORAIN**

<u>Model</u>	<u>Code</u>	<u>Rate</u>
MCH 140	<b>4942</b>	\$120.55
MCH 150	<b>4946</b>	\$113.35
MCH 180	<b>4947</b>	\$113.35
MCH 300	<b>4953</b>	\$131.83
MCH 350	<b>4955</b>	\$104.65
MCH 400	<b>4957</b>	\$143.87
MCH 500	<b>4960</b>	\$113.72

**MANITEX**

<u>Model</u>	<u>Code</u>	<u>Rate</u>
1161	<b>4980</b>	\$42.94
1770	<b>4985</b>	\$75.41
2284	<b>4990</b>	\$78.14
2592	<b>4995</b>	\$80.04

**NATIONAL**

<u>Model</u>	<u>Code</u>	<u>Rate</u>
Ser 4/400, 11.3 m (37') boom	<b>4983</b>	\$39.31
Ser 4/400, 14.0 m (46') boom	<b>4984</b>	\$39.51
Ser 4/400, 16.8 m (55') boom	<b>4985</b>	\$39.68
Ser 5/500A/B, 14.3 m (47') boom	<b>4986</b>	\$44.78
Ser 5/500A/B, 17.1 m (56') boom	<b>4987</b>	\$45.38
Ser 6/600, 14.3 m (47') boom	<b>4989</b>	\$44.31
Ser 6/600, 17.1 m (56') boom	<b>4990</b>	\$44.67

**[ L-B ]****[ LORN ]****[ MANX ]****[ NATL ]**



856	4995	\$45.17
856B	4996	\$44.34
875	4997	\$45.90
875B	4998	\$47.31
Series 85	4999	\$41.15

#### P&H

#### [ P&H ]

Model	Code	Rate
ALPHA 100 ton	5000	\$273.21
CN T-280	5005	\$150.24
T-150	5290	\$111.22
T-180	5380	\$111.66
T-200	5470	\$112.18
T-250	5560	\$130.47
CN T-250	5561	\$152.57
OMEGA T-250	5570	\$123.30
OMEGA T-300	5580	\$126.53
OMEGA T-350	5585	\$127.74
T-300A	5665	\$121.98
OMEGA T-400	5666M	\$148.67
OMEGA T-450	5669	\$150.37
T-600 XL	5670	\$175.21
OMEGA T-500	5680	\$150.35
OMEGA T-650	5745	\$204.29
T-750	5780	\$141.41

#### PITMAN

#### [ PIT ]

Model	Code	Rate
Hydralift HL 40 thru 95	6670	\$35.45
Hydralift HL 100 thru 170	6675	\$38.98
HL 857	6685	\$43.91
HL 1200, 1545-T2 or 1580	6695	\$46.24
POLECAT	6697	\$50.92
PELICAN	6699	\$53.75

#### R.O. PRODUCTS

#### [ ROP ]

Model	Code	Rate
TC-40	6860	\$36.40
TC-50	6862	\$37.96
TC-70	6864	\$39.32
TC-80	6866	\$39.38
TC-85	6868	\$38.91
TC-110	6870	\$43.21
TC-120	6872	\$43.81
TC-125	6874	\$43.46
TC-145	6876	\$46.38
TC-150	6878	\$44.77

### HYDRAULIC CRANES & EXCAVATORS, [ HCETG ] TRUCK MTD. LESS CARRIER.

DELAY FACTOR = 0.09

OVERTIME FACTOR = 0.92

Includes all lifting and digging attachments and accessories. Truck/carrier to be paid separately. Pavement breaker or compactor attachments are not included.

#### BUCYRUS-ERIE

#### [ B-E ]

Model	Code	Rate
H-3 series two	1000	\$44.79
H-5 series two	1300	\$52.51

#### GALION

#### [ GALN ]

Model	Code	Rate
125 P	1970	\$54.83
150 P	1980	\$66.11

#### GROVE

#### [ GROV ]

Model	Code	Rate
TM 100C	2020	\$78.84
TM 200C	2040	\$62.24

### HYDRAULIC PERSONNEL LIFTS & [ HYLFT ] AERIAL WORK PLATFORMS

DELAY FACTOR = 0.19

OVERTIME FACTOR = 0.82

Includes self propelled and power take off(PTO) units whether gas, diesel or electric. Rates for any truck or carrier mounted units shall pay for the truck separately. Reach is rated by Mfr's maximum extension in meters(feet).

#### BOOM TYPE

#### [ BOOM ]

OVER	TO	Code	Rate
0	7.6 (25)	00-24	\$16.76
7.6 (25)	15.2 (50)	25-49	\$38.30
15.2 (50)	22.9 (75)	50-74	\$51.82

#### SCISSOR TYPE

#### [ SCIS ]

OVER	TO	Code	Rate
0	6.1 (20)	00-20	\$18.02
6.4 (21)	9.1 (30)	21-30	\$21.36
9.4 (31)	15.2 (50)	31-50	\$31.68

**LOADERS, CRAWLER****[ LDRCL ]****DELAY FACTOR = 0.11****OVERTIME FACTOR = 0.91**

Includes all attachments and accessories excluding clam-action buckets and backhoe(see attachment class).

**CASE****[ CASE ]**

<u>Model</u>	<u>Code</u>	<u>Rate</u>
350B	2370	\$37.23
450B	2610	\$33.85
455B	2620	\$35.60
455C	2620A	\$39.80
1155D	3555	\$69.28
1155E	3556	\$74.58
1450	3560	\$76.62
1450B	3565	\$84.77
1455B	3568	\$85.65

**CATERPILLAR****[ CAT ]**

<u>Model</u>	<u>Code</u>	<u>Rate</u>
931B	3735	\$38.31
931C	3735C	\$40.61
931 LGP	3740	\$36.13
931B LGP	3745	\$39.40
935B	3845	\$45.51
935C	3845C	\$48.25
939C	3900	\$61.85
943	4130	\$58.00
943 LGP	4135	\$54.88
951C 86J 1992 serial	4200	\$52.54
951C 86J 2598 serial	4210	\$57.87
951C LGP 86J 2598 ser	4215	\$58.70
953	4220	\$78.32
953 LGP	4230	\$73.42
955L 85J 6247 serial	4675	\$74.22
955L 85J 13X10129 ser	4680	\$80.03
955L LGP 85J 13X10129	4685	\$80.37
963	4690	\$108.03
963 LGP	4693	\$98.62
973	4695	\$159.69
973 LGP	4698	\$138.80
977K	5014	\$86.96
977K 11K serial	5092	\$91.18
977L 11K 3919 serial	5170	\$105.99
977L 11K 5083 serial	5180	\$115.09
977L 14X serial	5185	\$119.50
977L LGP	5190	\$119.17
983	5248	\$163.35
983B	5265	\$175.00

**JOHN DEERE****[ DEER ]**

<u>Model</u>	<u>Code</u>	<u>Rate</u>
JD 350C	5420	\$39.42
JD 450C (4 speed PS)	5805	\$39.25
JD 455D	5807	\$41.26
JD 455E	5809	\$41.89
JD 455G	5809A	\$47.44
JD 555	5810	\$44.27
JD 555A	5812	\$48.85
JD 555B	5814	\$48.08
JD 555G	5814A	\$60.88
JD 655	5815	\$69.93
JD 655B	5817	\$80.32
JD 755	5820	\$66.02
JD 755A	5822	\$82.04
JD 755B	5824	\$92.73
JD 855	5830	\$124.28

**DRESSER****[ DRES ]**

<u>Model</u>	<u>Code</u>	<u>Rate</u>
100E (PS)	9000	\$40.58
100G	9005	\$46.74
125E (PS)	9010	\$49.97
125G	9015	\$56.37
175C (PS)	9020	\$96.47
200	9025	\$114.70
250C (PS)	9030	\$117.66
250E (PS)	9035	\$135.40

**KOMATSU****[ KOMA ]**

<u>Model</u>	<u>Code</u>	<u>Rate</u>
D 53S-16	7878	\$66.92
D 53S-17	7878A	\$79.51
D 55S-2	7900	\$69.04
D 55S-3	7978	\$69.04
D 57S-1	8000	\$92.25
D 65S-6	8017	\$90.61
D 66S-1	8020	\$123.78
D 75S-2	8056	\$98.37
D 75S-3	8060	\$121.99
D 75S-5	8061	\$162.99
D 155S-1	8080	\$236.94



**LOADERS, RUBBER TIRE****[ LDRRT ]****DELAY FACTOR = 0.11****OVERTIME FACTOR = 0.90**

Includes all attachments and accessories. Clam-action buckets, 4WD and backhoes are excluded unless otherwise noted.

**ALLIS-CHALMERS****[ A-C ]**

<u>Model</u>	<u>Code</u>	<u>Rate</u>
710C	0747	\$38.61
714B	0750	\$37.73
714C w/ backhoe	0752	\$40.19
715B w/ backhoe	0765	\$39.61
715C w/ backhoe	0767	\$40.45

**CASE****[ CASE ]**

<u>Model</u>	<u>Code</u>	<u>Rate</u>
W-11	1365	\$35.83
W-11B	1368	\$43.76
W-18	1444	\$61.08
W-18 9213140 serial	1450	\$64.51
W-18B	1460	\$69.55
W-20	1472	\$64.63
W-20B	1480	\$65.39
W-20C	1482	\$70.33
W-30	1565	\$96.51
480B	1636	\$31.03
480B w/ backhoe	1640	\$32.31
480C	1650	\$39.99
480C w/ backhoe	1660	\$41.52
480D	1662	\$44.70
480D w/ backhoe	1664	\$46.60
480E w/ backhoe	1666	\$38.07
480E LL	1667	\$36.88
480F w/ backhoe	1668	\$39.34
480F LL	1669	\$37.62
480LL	1677	\$44.74
570L XT 4WD	1690	\$43.09
580B w/ backhoe	1705	\$40.59
580C	1710	\$32.18
580C w/ backhoe	1715	\$34.04
580D	1717	\$33.50
580D w/ backhoe	1720	\$35.94
580 Super D	1725	\$36.56
580 Super D w/ backhoe	1727	\$39.05
580 Super E	1731	\$37.66
580 Super E w/ backhoe	1735	\$40.34
580K w/ backhoe	1739	\$40.62
580K 4WD w/ backhoe	1740	\$41.69
580 Super K w/ backhoe	1742	\$44.91
580L w/ backhoe	1743	\$45.16
580 Super L 4WD w/ backhoe	1744	\$52.39

590 Turbo w/ backhoe	1745	\$54.91
590 Super L 4WD w/ backhoe	1746	\$57.28
621	1750	\$74.10
721	1752	\$89.97
821	1754	\$109.99
680E w/ backhoe	1840	\$51.54
680G w/ backhoe	1850	\$50.24
680H w/ backhoe	1852	\$53.06
680K w/ backhoe	1854	\$58.05
680L w/ backhoe	1856	\$58.76
680L 4WD w/ backhoe	1857	\$59.54
780 w/ backhoe	1864	\$66.38
780B w/ backhoe	1866	\$70.90
780C w/ backhoe	1867	\$72.11
780D w/ backhoe	1868	\$72.85
780D 4WD w/ backhoe	1869	\$74.21

**CATERPILLAR****[ CAT ]**

<u>Model</u>	<u>Code</u>	<u>Rate</u>
416 w/ backhoe	1860	\$40.55
416 Series II w/ backhoe	1860A	\$40.77
416B 4WD w/ extend-a-hoe	1861A	\$50.07
416C 4WD w/ backhoe	1861C	\$51.81
416D w/ backhoe	1861D	\$47.07
416D 4WD w/ backhoe	1861D4	\$48.15
420D w/ backhoe	1861M	\$52.83
420D 4WD w/ backhoe	1861M4	\$53.91
426 w/ backhoe	1862	\$45.82
426 Series II w/ backhoe	1862A	\$46.05
426C w/ backhoe	1862C	\$57.21
426C 4WD w/ backhoe	1862C4	\$58.60
428 w/ backhoe	1864	\$45.80
428 Series II w/ backhoe	1864A	\$46.02
430D	1865D	\$63.63
430E	1865E	\$67.27
436 w/ backhoe	1866	\$49.97
436 Series II w/ backhoe	1866A	\$50.15
446 w/ backhoe	1868	\$64.41
446B w/ backhoe	1868B	\$71.01
446D	1868D	\$73.42
450E	1869E	\$88.50
910	1870	\$43.16
910E	1870E	\$50.72
916	1885	\$57.46
920	1894	\$52.71
926	2065	\$67.70
926E	2067	\$73.02
928G	2070G	\$87.06
930 41K serial	2088	\$64.69
930G	2088G	\$103.12
936	2100	\$81.99

936E	2110	\$89.30	<b>JOHN DEERE</b>	<b>[ DEER ]</b>
936F	2120	\$92.78	<u>Model</u>	<u>Code</u> <u>Rate</u>
938F	2130	\$94.56	JD-210C	2485 \$34.50
938G	2130G	\$107.00	JD-210C w/ backhoe	2490 \$34.36
950 90A serial	2228	\$70.52	JD-210LE	2495 \$45.13
950 31K & 81J serial	2270	\$83.54	JD-310A w/ backhoe	2504 \$36.05
950B	2272	\$102.47	JD-310B w/ backhoe	2506 \$36.73
950E	2300	\$108.69	JD-310C w/ backhoe	2507 \$40.53
950F	2301	\$114.56	JD-310D w/ backhoe	2507D \$45.44
950F Series II	2303	\$118.23	JD-310E w/ backhoe	2507E \$46.47
950G	2310	\$126.87	JD-310SE w/ backhoe	2507F \$52.07
950H	2310H	\$146.42	310G	2507G \$47.70
962G	2320G	\$138.98	JD-315SE w/ backhoe	2507H \$52.70
966C	2340	\$120.88	JD-410 w/ backhoe	2508 \$39.32
966D	2350	\$134.23	JD-410B w/ backhoe	2508B \$40.02
966E	2360	\$147.91	JD-410C w/ backhoe	2508C \$47.12
966F	2361	\$151.12	JD-410D w/ backhoe	2508D \$55.82
966G	2362	\$169.01	JD-410E w/ backhoe	2508E \$58.66
966H	2362H	\$196.05	410G	2508G \$59.95
970F	2370	\$176.99	410J 4WD	2508J \$68.40
972G	2372G	\$188.66	410K	2508K \$72.93
980B	2376	\$156.42	JD-444	2510 \$52.45
980C	2378	\$188.13	JD-444C	2515 \$54.43
980F	2381	\$193.70	JD-444D	2520 \$56.23
980G	2382	\$213.33	JD-444E	2521 \$60.89
980H	2382H	\$232.36	JD-500C w/ backhoe	2592 \$51.02
988 87A6868 serial	2398	\$191.69	JD-510 w/ backhoe	2620 \$47.63
988B 50W serial	2436	\$269.03	JD-510B w/ backhoe	2625 \$45.49
992B 25K serial	2460	\$339.89	JD-510C w/ backhoe	2630 \$53.79
992C	2470	\$512.31	JD-510D w/ backhoe	2630D \$63.34
IT 12	2472	\$43.93	JD-544B	2660B \$64.98
IT 12B	2472B	\$51.12	JD-544C	2660C \$66.59
IT 14F	2473	\$59.13	JD-544D	2660D \$65.50
IT 18	2474	\$56.23	JD-544E	2660E \$72.38
IT 18B	2475	\$63.52	JD-544G	2660G \$79.39
IT 28	2476	\$68.17	544J	2660J \$103.19
IT 28B	2477	\$73.73	544K	2660K \$115.03
IT 28F	2477G	\$85.27	JD-610B w/ backhoe	2690 \$52.02
IT 28G	2478	\$88.45	JD-610C w/ backhoe	2691 \$59.51
IT 38G	2480	\$101.94	JD-624E	2700 \$86.51
IT 62G	2482	\$140.25	JD-624G	2700G \$97.47
<b>CLARK</b>	<b>[ CLRK ]</b>		JD-624H	2700H \$106.80
<u>Model</u>	<u>Code</u>	<u>Rate</u>	JD-644B	2710 \$89.83
35C	2484	\$54.00	JD-644C	2715 \$92.73
45C	2486	\$63.10	JD-644D	2717 \$96.13
55C	2488	\$76.29	JD-644E	2719 \$103.51
75C	2491	\$99.37	JD-644G	2719B \$116.94
125B	2492	\$128.66	JD-644H	2719H \$125.17
275B	2496	\$223.10	644J	2719J \$138.04
275C	2497	\$241.58	JD-710B w/ backhoe	2720 \$66.69



JD-710C w/ backhoe	2721	\$74.00	<b>HOUGH</b>	<b>[ HOUG ]</b>	
JD-710D w/ backhoe	2722	\$79.94	<u>Model</u>	<u>Code</u>	<u>Rate</u>
JD-710D 4WD w/ backhoe	2722D	\$81.88	H65C	3578	\$87.03
710G	2722G	\$84.57	H-90E	3884	\$149.72
JD-744H	2723	\$170.06	H-100C	3954	\$176.60
744J	2723J	\$199.61	<b>INTERNATIONAL</b>	<b>[ INTL ]</b>	
JD-844	2725	\$165.67	<u>Model</u>	<u>Code</u>	<u>Rate</u>
<b>DRESSER</b>	<b>[ DRES ]</b>		260A	2260	\$39.99
<u>Model</u>	<u>Code</u>	<u>Rate</u>	260A w/ backhoe	2270	\$41.64
510B	2310	\$50.88	270A w/ backhoe	2280	\$45.88
510C	2310C	\$67.73	280A w/ backhoe	2285	\$56.06
515B	3517	\$66.16	<b>J C B</b>	<b>[ JCB ]</b>	
515C	3517C	\$80.00	<u>Model</u>	<u>Code</u>	<u>Rate</u>
520B	3519	\$76.41	214S w/ backhoe	4430	\$54.61
520C	3519C	\$95.27	215S w/ backhoe	4435	\$59.90
530	3520	\$106.88	217S w/ backhoe	4440	\$63.20
530C	3520C	\$115.56	3C 1550 2WD w/ hoe	4448	\$39.07
540	3530	\$145.57	3D 1700 4WD w/ hoe	4450	\$52.01
550	3540	\$145.86	1400B w/ backhoe	4455	\$44.25
<b>FIAT-ALLIS</b>	<b>[ F-A ]</b>		1550B w/ backhoe	4457	\$50.65
<u>Model</u>	<u>Code</u>	<u>Rate</u>	1600B w/ backhoe	4458	\$58.23
545B	3042	\$62.67	1700B w/ backhoe	4459	\$59.29
745C	3046	\$123.09	<b>KAWASAKI</b>	<b>[ KAWA ]</b>	
FR 10	3049H	\$66.05	<u>Model</u>	<u>Code</u>	<u>Rate</u>
FR 10B	3049I	\$71.61	60Z IV	4300	\$74.41
FR 20	3050	\$138.41	65Z IV	4310	\$83.09
FR 30	3051	\$180.54	KSS 80Z II	4330	\$107.43
FR 20B	3051B	\$153.43	80Z III	4335	\$124.02
FR 35	3052	\$238.94	80Z IV	4340	\$126.08
<b>FORD</b>	<b>[ FORD ]</b>		85Z IV	4345	\$158.56
<u>Model</u>	<u>Code</u>	<u>Rate</u>	90Z III	4350	\$175.77
545C	3054	\$37.18	90Z IV	4355	\$179.84
650 w/ backhoe	3056	\$41.19	95Z IV-2	4360	\$229.93
655A w/ backhoe	3056F	\$45.62	<b>KOMATSU</b>	<b>[ KOMA ]</b>	
655C w/ backhoe	3056G	\$49.81	<u>Model</u>	<u>Code</u>	<u>Rate</u>
750 w/ backhoe	3057	\$53.66	W 120-3	4520	\$126.02
755 w/ backhoe	3061	\$56.79	W 180-1	4525	\$178.39
755B w/ backhoe	3063	\$64.53	WA 200-1	4536	\$70.88
755A w/ backhoe	3065	\$63.15	WA 250-1	4537	\$96.80
A-62	3114	\$55.59	WA 300-1	4538	\$92.64
A-64	3116	\$67.47	WA 320-1	4539	\$113.14
A-66	3118	\$87.70	WA 350-1	4540	\$109.01
<b>FURUKAWA</b>	<b>[ FURU ]</b>		WA 380-1	4541	\$134.67
<u>Model</u>	<u>Code</u>	<u>Rate</u>	WA 380-3	4541C	\$134.24
FL 320A	3120M	\$124.50	WA 400-1	4542	\$130.17
FL 330	3120S	\$135.70	WA 420-3	4543C	\$154.17
			WA 450-1	4544	\$161.26

WA 450-2	<b>4544B</b>	\$181.44
WA 450-3	<b>4544C</b>	\$183.74
WA 470-1	<b>4545</b>	\$177.14
WA 500-1	<b>4546</b>	\$212.59
WA 600-1	<b>4550</b>	\$313.06
WB 140-2 4WD	<b>4700</b>	\$57.21
WB 150-2 4WD	<b>4710</b>	\$65.87

#### MASSEY FERGUSON

[ M-F ]

<u>Model</u>	<u>Code</u>	<u>Rate</u>
MF 44C	<b>5143</b>	\$67.71
MF 50H Series S	<b>5150</b>	\$40.21
MF 50H Series S, 4WD	<b>5152</b>	\$40.89
MF 50HX Series S	<b>5154</b>	\$43.40
MF 50HX Series S, 4WD	<b>5156</b>	\$44.27
MF 55C	<b>5170</b>	\$86.85
MF 60 w/ backhoe	<b>5171</b>	\$42.28
MF 60H Series S w/ hoe	<b>5172</b>	\$45.65
MF 66C	<b>5174</b>	\$110.69
MF 80 w/ backhoe	<b>5182</b>	\$60.55
MF 88	<b>5184</b>	\$175.76
640	<b>6000</b>	\$40.34
650	<b>6010</b>	\$43.23

#### NEW HOLLAND

[ NHND ]

<u>Model</u>	<u>Code</u>	<u>Rate</u>
545D	<b>0100</b>	\$38.59
575E w/ backhoe	<b>0110</b>	\$54.11
655D w/ backhoe	<b>0120</b>	\$48.58
655E w/ backhoe	<b>0130</b>	\$58.09
675D 4WD w/ backhoe	<b>0140</b>	\$56.05
675E 4WD w/ backhoe	<b>0150</b>	\$66.38

#### TEREX

[ TERX ]

<u>Model</u>	<u>Code</u>	<u>Rate</u>
70C	<b>7938</b>	\$157.13
72-61	<b>8036</b>	\$193.17
72-71B	<b>8055</b>	\$251.19
72-81	<b>8080</b>	\$295.48

#### VOLVO-MICHIGAN-EUCLID

[ VME ]

<u>Model</u>	<u>Code</u>	<u>Rate</u>
175B	<b>6186</b>	\$160.09
175C	<b>6186C</b>	\$181.49
275B	<b>6330</b>	\$203.57
275C	<b>6330C</b>	\$241.58
L-70C	<b>9570C</b>	\$81.51
L-90	<b>9575</b>	\$97.63
L-120	<b>9595</b>	\$126.84
L-120C	<b>9595C</b>	\$131.70
L-150C	<b>9598C</b>	\$163.67
L-160	<b>9600</b>	\$170.29

L-180C	<b>9602C</b>	\$183.65
L-190	<b>9605</b>	\$197.76

### LEADS, PILE DRIVING

[ LEADS ]

DELAY FACTOR = 0.45

OVERTIME FACTOR = 0.59

#### FIXED

[ FIXD ]

Includes headblock, taper top, tip sled and connector, foot yoke, foot yoke sheave, intermediate flights, and all attachments and accessories. Rated in accordance with height of the lead measured in meters ( linear feet)

<u>OVER</u>	<u>TO</u>		<u>Code</u>	<u>Rate</u>
0	16.8 (55)	(w/o spotter)	<b>0100</b>	\$18.79
16.8 (55)	32.0 (105)	(w/o spotter)	<b>0200</b>	\$23.97
over	32.0 (105)	(w/o spotter)	<b>0300</b>	\$30.03
0	16.8 (55)	(w/ spotter)	<b>1100</b>	\$31.76
16.8 (55)	32.0 (105)	(w/ spotter)	<b>1200</b>	\$37.92
over	32.0 (105)	(w/ spotter)	<b>1300</b>	\$44.96

#### SWINGING

[ SWNG ]

Includes headblock, taper top, tip sled and connector, foot yoke, foot yoke sheave, intermediate flights, and all attachments and accessories. Rated in accordance with the height of the lead measured in meters (linear feet).

<u>OVER</u>	<u>TO</u>		<u>Code</u>	<u>Rate</u>
0	16.8 (55)	(w/o spotter)	<b>0400</b>	\$12.46
16.8 (55)	32.0 (105)	(w/o spotter)	<b>0500</b>	\$17.35
over	32.0 (105)	(w/o spotter)	<b>0600</b>	\$23.42
0	16.8 (55)	(w/ spotter)	<b>1400</b>	\$25.43
16.8 (55)	32.0 (105)	(w/ spotter)	<b>1500</b>	\$31.30
over	32.0 (105)	(w/ spotter)	<b>1600</b>	\$38.35

### NON-OPERATED EQUIPMENT (DAILY RATES)

[ NONOP ]

DELAY FACTOR = 0.55

OVERTIME FACTOR = 1.00

Note various units for different items. The following allowance is entered on the extra work bill by using the (unit listed x number of days) in the hours worked column. The following list is limited to items with long estimated lives. Additional traffic related items such as cones and barricades, are still listed under TRAFIC in this publication. Other non-operated items with short estimated lives should be treated as materials and should not be "rented". Non rented items are 1) intended to be job specific (amortized over the life of the project) and 2) have an estimated life measured by number of uses rather than a length of time.

#### MISCELLANEOUS

[ MISC ]

<u>Model</u>	<u>Code</u>	<u>Rate</u>
Casing, 450 mm dia, per 0.3 m (Casing, 18" dia, per lf)	<b>0120</b>	\$0.03
Casing, 650 mm dia, per 0.3 m (Casing, 26" dia, per lf)	<b>0130</b>	\$0.05
Casing, 900 mm dia, per 0.3 m (Casing, 36" dia, per lf)	<b>0140</b>	\$0.08
Casing, 1800 mm dia, per 0.3 m (Casing, 72" dia, per lf)	<b>0150</b>	\$0.19
Casing, 2400 mm dia, per 0.3 m (Casing, 96" dia, per lf)	<b>0160</b>	\$0.24



Casing, 2700 mm dia, per 0.3 m (Casing, 108" dia, per lf)	0170	\$0.27	Shoring, 2.1 m deep x 2235 mm wide, per section (Shoring, 7' deepx88" wide trench, per section)	0540	\$1.27
Casing, 3000 mm dia, per 0.3 m (Casing, 120" dia, per lf)	0180	\$0.36	Shoring, 2.4 m deep x 4.6 m wide, per 3.0 m (Shoring, 8' deepx15' wide trench box, per 10')	0550	\$8.75
Pile, all depths "H" pile, per 45.0 kg (Pile, all depths "H" pile, per hundred-weight)	0190	\$0.03	Shoring, 2.4 m deep x 2.4 m max width, per 7.3 m(8' deep x 8' max width trench box, per 24' )	0560	\$17.21
Pipe, 250-300 mm dia, per 0.3 m (Pipe, 10-12" dia, per lf)	0200	\$0.02	Shoring, 3.0 m deep x 2.4 m max box, per 4.9 m (Shoring, 10' deepx8' max trench box, per 16')	0570	\$15.46
Plate, 22 mm thick, per 9.3 sm (Plate, 7/8" thick, per 100 sf)	0210	\$1.14	Shoring, 3.0 m deep x 2.4 m max box, per 7.3 m (Shoring, 10' deepx8' max trench box, per 24')	0580	\$21.49
Plate, 25 mm thick, per 9.3 sm (Plate, 1" thick, per 100 sf)	0220	\$1.30	Wood, 50 mm x255 mm, per 30.5 m (Wood, 2"x10", per 100 lf)	0605	\$0.14
Plate, 38 mm thick, per 9.3 sm (Plate, 1.5" thick, per 100 sf)	0230	\$1.95	Wood, 50 mm x305 mm, per 30.5 m (Wood, 2"x12", per 100 lf)	0610	\$0.18
<b>SCAFFOLDING, SHORING, [ SSFW ]</b>			Wood, 100mm x100mm, per 30.5 m (Wood, 4"x4", per 100 lf)	0615	\$0.12
<b>FALSEWORK</b>			Wood, 100 mm x150 mm, per 30.5 m (Wood, 4"x6", per 100 lf)	0620	\$0.18
<u>Model</u>	<u>Code</u>	<u>Rate</u>	Wood, 100 mm x205 mm, per 30.5 m (Wood, 4"x8", per 100 lf)	0625	\$0.25
Metal form, 1.8 m x3.0 m, per 14.6 m (Metal form, 6x10 box culvert, per 48 lf)	0310	\$39.86	Wood, 100 mm x305 mm, per 30.5 m (Wood, 4"x12", per 100 lf)	0630	\$0.38
Metal form, 2.4 m x3.7 m, per 15.2 m (Metal form, 8x12 box culvert, per 50 lf)	0320	\$44.17	Wood, 150 mm x305 mm, per 30.5 m (Wood, 6"x12", per 100 lf)	0635	\$0.62
Metal form, 2.1 m x4.3 m, per 15.2 m (Metal form, 7x14 box culvert, per 50 lf)	0330	\$48.54	Wood, 150 mm x455 mm, per 30.5 m (Wood, 6"x18", per 100 lf)	0640	\$1.01
Metal form, type 25 barrier, per 3.0 m (Metal form, type 25 barrier, per 10 lf)	0340	\$2.43	Wood, 205 mm x405 mm, per 30.5 m (Wood, 8"x16", per 100 lf)	0645	\$1.24
Metal form, type 26 barrier, per 3.0 m (Metal form, type 26 barrier, per 10 lf)	0350	\$2.57	Wood, 305 mm x455 mm, per 30.5 m (Wood, 8"x18", per 100 lf)	0650	\$1.39
Metal form, type 27 barrier, per 3.0 m (Metal form, type 27 barrier, per 10 lf)	0360	\$2.22	Wood, 305 mm x305 mm, per 30.5 m (Wood, 12"x12", per 100 lf)	0655	\$1.20
Metal form, type 50 barrier, per 3.0 m (Metal form, type 50 barrier, per 10 lf)	0370	\$2.40	Wood form, type 27 barrier, per 2.4 m (Wood form, type 27 barrier, per 8 lf)	0660	\$0.26
Metal form, 1.8 m x 3.7 m girder panel, per 0.1 sm ( 6x12 girder panel, per sf)	0380	\$0.17	Wide flange beam, all depths, per 45 kg (Wide flange beam, all depths, per hundred wt.)	0670	\$0.03
Metal form, all heights paving, per 3.0 m (Metal form, all heights paving, per 10 lf)	0390	\$0.04	<b>TANK [ TANK ]</b>		
Scaffolding, 1.5 m section, per section (Scaffolding, 5' section, per section)	0410	\$0.50	<u>Model</u>	<u>Code</u>	<u>Rate</u>
Scaffolding, 3.0 m section, per section (Scaffolding, 10' section, per section)	0420	\$1.12	Tank, metal, 0-2270 liters (0-600 gallons)	0710	\$0.68
Scaffolding, 4.6 m section, per section (Scaffolding, 15' section, per section)	0430	\$1.47	Tank, metal, 2270-4540 liters (600-1200 gal)	0720	\$0.93
Scaffolding, bottom/top section, per 1.5 m section (per 5 ft section)	0440	\$0.69	Tank, metal, 4540-9840 liters (1200-2600 gal)	0730	\$2.30
Scaffolding, 2.1 m high, rolling (Scaffolding, 7' high, rolling)	0450	\$1.05	Tank, metal, 22 710 liters (6000 gallons)	0740	\$4.62
Scaffolding, spider staging, plus air compressor	0460	\$22.14	Tank, metal, 28 390 liters (7500 gallons)	0750	\$5.79
Shoring, 1.1 m deep x 2235 mm wide, per section (Shoring,3.5' deep x 88" wide trench, per section)	0510	\$1.14	Tank, metal, 30 280 liters ( 8000 gallons)	0760	\$6.13
Shoring, 1.2 m deep x 3.7 m wide box, per 7.3 m (Shoring, 4' deepx12' wide trench box, per 24')	0515	\$10.58	Tank, metal, 37 850 liters (10000 gallons)	0770	\$6.80
Shoring, 1.5 m deep x 2235 mm wide, per section (Shoring, 5' deep x 88" wide trench, per section)	0520	\$1.20			
Shoring, 2.1 m deep x 1397 mm wide, per section (Shoring, 7' deep x 55" wide trench, per section)	0530	\$1.06			

**TRAFFIC SAFETY [ TRAF ]**

<u>Model</u>	<u>Code</u>	<u>Rate</u>
Crash cushion barrel, filled, each	<b>0810</b>	\$1.17
K-rail, temporary concrete barrier, per 6.1 m (20 lf)	<b>0820</b>	\$0.44

**PAVEMENT GRINDERS, DIAMOND BLADES [ PGDIA ]****DELAY FACTOR = 0.08 OVERTIME FACTOR = 0.92**

Includes water (but not water truck or trailer), coolant, cutting compounds and all attachments and accessories. Replacement blades are included in the rates listed below.

**CONCUT [ CCUT ]**

<u>Model</u>	<u>Code</u>	<u>Rate</u>
BC-38 (136 blades)	<b>0500</b>	\$189.84
BC-244 (187 blades)	<b>0505</b>	\$234.02
BC-1268 (48 blades)	<b>0510</b>	\$72.39

**CUSHION CUT [ CUCT ]**

<u>Model</u>	<u>Code</u>	<u>Rate</u>
HG-130A (127 blades)	<b>0600</b>	\$180.19
PC-390 (171 blades)	<b>0610</b>	\$280.21

**PENHALL [ PENH ]**

<u>Model</u>	<u>Code</u>	<u>Rate</u>
G-38 (172 blades)	<b>0800</b>	\$357.50

**TARGET [ TARG ]**

<u>Model</u>	<u>Code</u>	<u>Rate</u>
CG-65 (41 blades)	<b>0900</b>	\$109.20
PRM-3804 (170 blades)	<b>0905</b>	\$393.81

**PAVEMENT GRINDERS, TUNGSTEN-CARBIDE BITS [ PGT-C ]****DELAY FACTOR = 0.12 OVERTIME FACTOR = 0.90**

Includes water (but not water truck or trailer), coolant, cutting compounds and all attachments and accessories. Replacement bits or tips are included in the rates listed below.

**BARBER-GREENE [ B-G ]**

<u>Model</u>	<u>Code</u>	<u>Rate</u>
RX-20	<b>0100</b>	\$187.43
RX-30	<b>0105</b>	\$297.74
RX-40B	<b>0110</b>	\$346.41
RX-50	<b>0115</b>	\$407.06
RX-80B	<b>0120</b>	\$680.90

**CATERPILLAR [ CAT ]**

<u>Model</u>	<u>Code</u>	<u>Rate</u>
PM-800	<b>0200</b>	\$527.90
PR-105	<b>0201</b>	\$90.69
PR-275	<b>0205</b>	\$248.91
PR-450	<b>0210</b>	\$366.25
PR-750	<b>0215</b>	\$539.65

PR-750B	<b>0216</b>	\$564.22
PR-1000	<b>0220</b>	\$739.70

**C.M.I. [ CMI ]**

<u>Model</u>	<u>Code</u>	<u>Rate</u>
PR-275 RT	<b>0150</b>	\$237.26
PR-375	<b>0155</b>	\$303.71
PR-450	<b>0160</b>	\$348.15
PR-525	<b>0165</b>	\$378.13
PR-500FL	<b>0170</b>	\$411.79
PR-750	<b>0175</b>	\$522.42
PR-800-7	<b>0177</b>	\$570.11
PR-1000	<b>0180</b>	\$620.45

**INGERSOLL-RAND [ I-R ]**

<u>Model</u>	<u>Code</u>	<u>Rate</u>
MW-175	<b>0280</b>	\$104.30
MW-250	<b>0285</b>	\$112.28
MW-250C	<b>0286</b>	\$134.98
MT-6520 (crawler)	<b>0300</b>	\$337.40
MW-6520	<b>0305</b>	\$242.61
MW-6520HC	<b>0310</b>	\$313.60
MT-7000	<b>0315</b>	\$427.59

**WIRTGEN [ WIRT ]**

<u>Model</u>	<u>Code</u>	<u>Rate</u>
300VC	<b>0380</b>	\$40.23
1000VC	<b>0390</b>	\$153.12
1900DC	<b>0395</b>	\$358.62
2000VC	<b>0400</b>	\$349.24
2100VC	<b>0402</b>	\$451.29
2200VC	<b>0405</b>	\$591.43
3500VC	<b>0410</b>	\$603.94
4200VC	<b>0420</b>	\$621.51

**PUMPS, WATER HOSE [ PUMWA ]****DELAY FACTOR = 0.35 OVERTIME FACTOR = 0.68**

Centrifugal and diaphragm types (including submersibles). Rate includes power (gas, diesel or electric generator), 7.6 meters (25 lineal feet) of suction hose, 15.2 meters (50 lineal feet) of discharge hose, foot valve and all fittings, attachments and accessories.

**A PUMP [ APMP ]**

Listed by Mfr's rated capacity measured in thousands of liters per minute (thousands of gallons per hour) at 3.0 meters (10 feet) of suction head.

<u>OVER</u>	<u>TO</u>	<u>Code</u>	<u>Rate</u>
0	0.6 (10)	<b>000-010</b>	\$3.56
0.6 (10)	1.3 (20)	<b>010-020</b>	\$5.66
1.3 (20)	1.9 (30)	<b>020-030</b>	\$6.39
1.9 (30)	3.2 (50)	<b>030-050</b>	\$24.43
3.2 (50)	7.9 (125)	<b>050-125</b>	\$28.29
7.9 (125)	15.8 (250)	<b>125-250</b>	\$33.03



**INLET-SUCTION HOSE [ INHS ]**

Additional 7.6 meter (25 foot) lengths of suction hose shall be paid based on the inside hose diameter in millimeters (inches).

OVER	TO	Code	Rate
0	60 (2.5)	<b>0-2.5</b>	\$0.07
60 (2.5)	80 (3)	<b>2.5-3.5</b>	\$0.11
80 (3)	100 (4)	<b>3.5-4</b>	\$0.16
100 (4)	150 (6)	<b>4-6</b>	\$0.26

**OUTLET-DISCHARGE HOSE [ OUHS ]**

Additional 15.2 meter (50 foot) lengths of discharge hose shall be paid based on the inside hose diameter in millimeters (inches).

OVER	TO	Code	Rate
0	60 (2.5)	<b>0-2.5</b>	\$0.05
60 (2.5)	90 (3.5)	<b>2.5-3.5</b>	\$0.09
90 (3.5)	100 (4)	<b>3.5-4</b>	\$0.13
100 (4)	150 (6)	<b>4-6</b>	\$0.18

**ROLLERS, TANDEM STEEL WHEELS [ ROL-2 ]**

**DELAY FACTOR = 0.10**

**OVERTIME FACTOR = 0.91**

Includes all attachments and accessories.

**BOMAG [ BMAG ]**

Model	Code	Rate
BW-4AS	<b>1150</b>	\$26.30
BW-6AS	<b>1155</b>	\$27.90
BW-10AS	<b>1160</b>	\$47.74
BW-12AS	<b>1165</b>	\$48.51

**DRESSER [ DRES ]**

Model	Code	Rate
S3-5B	<b>2500</b>	\$34.54
S8-12A	<b>2520</b>	\$45.40
S10-14A	<b>2525</b>	\$46.16

**FERGUSON [ FERG ]**

Model	Code	Rate
3-5 ton	<b>4048</b>	\$21.33
3-5A	<b>4048A</b>	\$22.53
4-6A	<b>4142A</b>	\$22.68
5-8 ton	<b>4236</b>	\$50.73
5-8A	<b>4240</b>	\$38.57
8-12 ton	<b>4424</b>	\$40.00
8-12B	<b>4424B</b>	\$41.99
8-12A	<b>4430</b>	\$39.55
10-14 ton	<b>4450</b>	\$40.88
10-14A	<b>4455</b>	\$40.06
10-14B	<b>4455B</b>	\$42.55

**GALION [ GALN ]**

Model	Code	Rate
4-6 ton roll-o-static	<b>4650</b>	\$33.48
S4-6A, S4-6B	<b>4670</b>	\$36.01

5-8 ton roll-o-static	<b>4800</b>	\$38.97
S5-8A	<b>4820</b>	\$41.48
8-10.5 ton roll-o-static	<b>4988</b>	\$39.61
S8-10.5A	<b>5000</b>	\$42.17
8-12 ton roll-o-static	<b>5176</b>	\$39.92
S8-12A	<b>5190</b>	\$42.81

**HYSTER****[ HYST ]**

Model	Code	Rate
C 330A 3-5 ton	<b>6520</b>	\$35.77
C 330B 3-5 ton (Hypac)	<b>6520B</b>	\$27.39
C 330A 4-6 ton	<b>6525</b>	\$37.11
C 330B 4-6 ton (Hypac)	<b>6526</b>	\$29.49
C 340A 5-8 ton	<b>6530</b>	\$43.91
C 340A 8-10 ton	<b>6540</b>	\$44.46
C 340B 5-8 ton	<b>6545</b>	\$38.81
C 340C 5-8 ton (Hypac)	<b>6546</b>	\$41.09
C 340B 8-10 ton	<b>6548</b>	\$39.51
C 340C 8-10 ton (Hypac)	<b>6549</b>	\$41.57
C 350B 8-12 ton	<b>6710</b>	\$45.34
C 350B 10-14 ton	<b>6740</b>	\$45.82
C 350C 8-12 ton	<b>6750</b>	\$40.78
C 350C 10-14 ton	<b>6755</b>	\$41.47
C 350D 8-12 ton	<b>6757</b>	\$42.22

**INGRAM****[ INGM ]**

Model	Code	Rate
4-6 ton FB	<b>6900</b>	\$27.07
5-6.5 ton FB	<b>6965</b>	\$28.60
8-12 ton HB	<b>7175</b>	\$39.71
10-14 ton HB	<b>7275</b>	\$40.32

**REXNORD****[ RXND ]**

Model	Code	Rate
3-5 ton	<b>8566</b>	\$26.09
4-6 ton	<b>8572</b>	\$26.66
5-8 ton	<b>8578</b>	\$59.43
7-10 ton	<b>8584</b>	\$59.63
8-12 ton	<b>8590</b>	\$59.98
10-14 ton	<b>8596</b>	\$60.31

**ROLLERS, RUBBER TIRE, SELF  
PROPELLED****[ ROLRT ]****DELAY FACTOR = 0.15****OVERTIME FACTOR = 0.87**

Includes all attachments and accessories.

**BUFFALO-BOMAG****[ B-B ]**

<u>Model</u>	<u>Code</u>	<u>Rate</u>
BW 20R	2624	\$43.99

**CATERPILLAR****[ CAT ]**

<u>Model</u>	<u>Code</u>	<u>Rate</u>
PS 110	3460	\$43.96
PS 130	3465	\$43.38
PS 180	3470	\$45.57
PS 200B	3480	\$57.59

**DYNAPAC****[ DYPC ]**

<u>Model</u>	<u>Code</u>	<u>Rate</u>
CP 15	3500	\$42.29
CP 21	3510	\$51.90
CP 27	3520	\$67.03

**GALION****[ GALN ]**

<u>Model</u>	<u>Code</u>	<u>Rate</u>
3500	4310	\$44.38
P 3000	4315	\$40.39
P 3500A	4320	\$44.52

**HYSTER****[ HYST ]**

<u>Model</u>	<u>Code</u>	<u>Rate</u>
C 530A	5401	\$43.36
C 550A	5494	\$48.85

**ROLLER-TAMPING, SEGMENTED,  
SHEEPSFOOT, SELF PROPELLED****[ ROTAM ]****DELAY FACTOR = 0.09****OVERTIME FACTOR = 0.92**

Includes all attachments and accessories.

**BUFFALO-BOMAG****[ B-B ]**

<u>Model</u>	<u>Code</u>	<u>Rate</u>
K 300	1630	\$86.99
K 301	1635	\$97.00
K 401	1638	\$114.20

**CATERPILLAR****[ CAT ]**

<u>Model</u>	<u>Code</u>	<u>Rate</u>
815	2300	\$100.83
815B	2310	\$147.59
815F	2320	\$160.46
825B	2500	\$169.83
825C	2510	\$218.56
835	2700	\$216.70

**RAYGO****[ RAGO ]**

<u>Model</u>	<u>Code</u>	<u>Rate</u>
30	6490	\$84.68
45	6500	\$127.78
RAM PAK 45	6505	\$136.84

**REXNORD****[ RXND ]**

<u>Model</u>	<u>Code</u>	<u>Rate</u>
3-30	7120	\$101.81
3-35 PACTOR	7127	\$123.14
3-45 PACTOR	7130	\$157.59
3-50, 3-50A PACTOR	7140	\$176.73
3-55, 3-55B PACTOR	7150	\$210.45

**ROLLERS-TAMPING, SEGMENTED,  
SHEEPSFOOT, TOWED****[ ROTAT ]****DELAY FACTOR = 0.43****OVERTIME FACTOR = 0.62**

Includes all attachments and accessories. Listed by drum dimensions in millimeters (feet) in either direction. The first digit is the diameter and the second digit is the length of each drum.

**SINGLE DRUM UNIT****[ ADRU ]**

<u>Model</u>	<u>Code</u>	<u>Rate</u>
1220 mm x 1220 mm (4'X4') & under	4X4	\$1.77
over 1220 mm (4') - not over 1520 mm (5')	4X5	\$2.00
over 1520 mm (5')	5	\$3.63

**DOUBLE DRUM UNIT****[ DDRU ]**

<u>Model</u>	<u>Code</u>	<u>Rate</u>
1220 mm x 1220 mm (4'X4') & under, each	4X4	\$4.27
over 1220 mm (4') - not over 1520 mm (5'), each	4X5	\$12.92
over 1520 mm (5'), each	5	\$23.78

**ROLLERS, VIBRATORY, SELF  
PROPELLED****[ ROVIB ]****DELAY FACTOR = 0.16****OVERTIME FACTOR = 0.86**

Includes all attachments and accessories.

**BUFFALO-BOMAG****[ B-B ]**

<u>Model</u>	<u>Code</u>	<u>Rate</u>
BW 210	2060	\$66.43
BW 210A	2070	\$68.40
BW 213	2080	\$67.52
BW 214	2090	\$69.24

**BOMAG****[ BMAG ]**

<u>Model</u>	<u>Code</u>	<u>Rate</u>
BW 35	0700	\$6.85
BW 60, 60S	0800	\$10.63
BW 65, 65S	0900	\$7.36
BW 75, 75S	1000	\$11.89
BW 85T	1200	\$21.01
BW 90	1300	\$13.93

BW 100AD-3	1325C	\$35.79	CB 534C	8067C	\$85.59
BW 120AD	1350	\$36.40	CB 534D OR XW	8067D	\$108.51
BW 142PD	1359	\$41.75	CS 551	8070	\$97.17
BW 151AD	1365	\$60.00	CP 553 padfoot drum	8075	\$101.90
BW 170AD, D	1380	\$52.77	CS 553 smooth drum	8080	\$98.39
BW 172AD, D	1385	\$52.99	CP 563 padfoot drum	8082	\$104.13
BW 202AD	1400	\$82.10	CS 563 smooth drum	8083	\$100.32
<b>BROS</b>	<b>[ BROS ]</b>		CS 563C	8083C	\$105.60
<u>Model</u>	<u>Code</u>	<u>Rate</u>	CB 614	8085	\$108.05
VM 255	2023	\$53.17	CB 634	8095	\$106.30
VM 268, VM 268H	2024	\$65.44	CB 634C	8095C	\$107.31
VM 278	2025	\$100.87	<b>DYNAPAC</b>	<b>[ DYPC ]</b>	
<b>CASE</b>	<b>[ CASE ]</b>		<u>Model</u>	<u>Code</u>	<u>Rate</u>
<u>Model</u>	<u>Code</u>	<u>Rate</u>	LR 90	2401	\$15.24
50B	2228	\$7.71	A 36V, A 36D	2405	\$36.60
W 251	2400	\$25.56	CA 12	2409A	\$48.82
252, W 252	2405	\$33.37	CA 12D	2409B	\$41.46
752, W 752	2450	\$57.45	CA 12PD	2409E	\$41.95
1102, W 1102	2500	\$76.19	CA 12PDB strikeoff blade	2409H	\$39.87
1102D, W 1102D	2505	\$76.90	CA 15	2410	\$64.51
602D	2510	\$52.26	CA 15A	2420	\$56.57
752B	2520	\$60.30	CA 15D	2421	\$67.95
<b>CATERPILLAR</b>	<b>[ CAT ]</b>		CA 20D	2422	\$55.68
<u>Model</u>	<u>Code</u>	<u>Rate</u>	CA 15PD	2425	\$57.29
CB 54	7000	\$102.00	CA 25	2430	\$82.64
CS 56	7020	\$112.19	CA 25S	2440	\$80.98
CB 64	7400	\$117.04	CA 25A, CA 25D	2450	\$85.64
CB 214	8025	\$32.35	CA 25PD	2455	\$88.62
CB 214B	8026	\$33.55	CA 25T	2460	\$74.86
CB 224	8030	\$33.44	CA 30	2462	\$86.92
CB 224B	8031	\$35.40	CA 30D	2464	\$91.40
CB 224C	8031C	\$36.19	CA 51S, CA 51D	2466	\$108.43
CB 224E	8031E	\$38.61	CA 55D	2468	\$111.28
CB 314	8035	\$35.14	CA 151PDB	2469	\$79.16
CP 323 padfoot drum	8040	\$56.39	CC 10, CC 10 series II	2470	\$33.01
CS 323 smooth drum	8042	\$54.71	CC 10A	2472	\$28.85
CB 414	8045	\$54.08	CC 102	2472C	\$35.25
CS 431	8050	\$50.33	CC 12	2472E	\$36.23
CS 431B	8051	\$68.99	CC 14	2473	\$52.17
CP 433 padfoot drum	8055	\$56.73	CC 21	2474	\$53.53
CP 433B padfoot drum	8056	\$75.24	CC 21 II	2474B	\$56.63
CP 433E	8056E	\$89.96	CC 211	2474C	\$65.09
CS 433 smooth drum	8060	\$57.42	CC 42 II Dynatronic	2475	\$86.54
CS 433B smooth drum	8061	\$72.32	CC 42A	2476	\$85.48
CB 434	8062	\$62.57	CC 50	2482	\$94.45
CB 434D	8062D	\$75.07	CC 50A	2488	\$106.37
CB 514	8065	\$68.72	CC 50PD	2488E	\$165.98
CB 534	8067	\$88.59	CC 50S	2489	\$157.86
			DD 18	2498	\$13.27
			300V	2499E	\$17.24



2100V	2499H	\$16.32	SPF 48	3890	\$66.11
<b>ESSICK</b>	[ <b>ESIK</b> ]		SPF 48B	3892	\$67.32
<u>Model</u>	<u>Code</u>	<u>Rate</u>	SP 54	4000	\$63.62
VR 30RE	2700	\$9.96	SP 54DD	4005	\$65.62
VR 42RE	2820	\$25.44	SPA 54	4010	\$64.51
V 30WR, V 30W2-R	2902	\$10.96	SPF 54	4020	\$70.17
<b>HYSTER</b>	[ <b>HYST</b> ]		SP 56	4030	\$74.12
<u>Model</u>	<u>Code</u>	<u>Rate</u>	SP 56DD	4035	\$76.99
C 612B	3450	\$59.12	SP 56DH	4037	\$104.79
C 610A	3500	\$45.12	SPF 56	4040	\$78.92
C 610B	3540	\$57.36	SPF 56B	4050	\$81.82
C 615B	3562	\$59.47	SPF 56DH	4080	\$106.28
C 617B	3563	\$59.98	SPF 56DHB	4090	\$110.15
C 620B	3566	\$58.87	SP 60	4100	\$133.44
C 625B	3570	\$60.57	SP 84	4105	\$109.55
C 627B	3572	\$61.25	SP 60DD	4110	\$154.91
C 727A	3572E	\$86.55	SPF 60	4120	\$159.56
C 748A (Hypac/Hyster)	3572F	\$38.43	SPF 60B	4130	\$167.51
C 766A	3572G	\$76.26	SPF 60C	4132	\$146.68
C 766B (Hypac/Hyster)	3572H	\$91.76	SPF 84	4133	\$111.26
C 850A	3572J	\$92.07	SPF 84B	4134	\$115.69
C 850B (Hypac/Hyster)	3572K	\$107.08	SD 40D	4138	\$56.67
C 852A	3572N	\$97.56	SD 40F w/ blade	4138FB	\$58.18
C 852B (Hypac/Hyster)	3572P	\$110.56	SD 70	4139	\$65.14
C 860A	3572S	\$96.27	SD 100	4140	\$82.23
C 860B (Hypac/Hyster)	3572T	\$104.73	SD 100D	4140D	\$99.69
<b>INGERSOLL-RAND</b>	[ <b>I-R</b> ]		SD 100F	4140F	\$100.24
<u>Model</u>	<u>Code</u>	<u>Rate</u>	SD 115D	4141D	\$124.17
DD 22	3565	\$42.81	SD 150D	4143D	\$133.69
DD 23	3570	\$31.63	<b>KOEHRING-BOMAG</b>	[ <b>KOBO</b> ]	
DD 24	3572	\$41.81	<u>Model</u>	<u>Code</u>	<u>Rate</u>
DA 30	3573	\$33.21	BW 120AC	4168E	\$35.82
DD 35	3573C	\$34.68	BW 120AD	4169	\$36.37
DA 40	3573E	\$59.07	BW 121AD	4193	\$32.70
DA 41	3573G	\$61.42	BW 130AD	4193E	\$38.18
DD 34HF	3573HF	\$51.13	BW 140AD	4194	\$59.13
DA 48	3573M	\$82.11	BW 141AC	4194B	\$57.75
DA 50	3574	\$82.64	BW 141AD	4194E	\$53.00
DD 65	3574A	\$63.49	BW 142D	4194H	\$40.16
DF 84	3574B	\$135.23	BW 172	4212	\$50.14
DS 84	3574C	\$131.99	BW 172D	4212E	\$52.65
DD 90	3574D	\$88.42	BW 213D	4237	\$83.56
DD 110	3574F	\$98.10	BW 214D	4238	\$102.47
DD 130	3574H	\$130.60	BW 215D	4240	\$101.35
DD 145	3574J	\$112.34	BW 217D	4242	\$127.43
SPA 56	3810	\$63.70	BW 220D	4250	\$95.61
SP 48	3880	\$62.23			
SP 48DD	3885	\$63.82			

**MIKASA**

<u>Model</u>	<u>Code</u>	<u>Rate</u>
MDR 7DW	4404	\$8.84
MDR 9G	4405	\$12.60
MDR T38S	4407	\$8.98
MRV 10GA	4409	\$14.13

**RAYGO**

<u>Model</u>	<u>Code</u>	<u>Rate</u>
1-36 REBEL	4805	\$15.26
2-36 ROMPER	4810	\$33.34
2-66 RANGER	4820	\$84.23
2-84 RANGER	4830	\$117.26
220A RASCAL	4840	\$49.26
320A RASCAL	4876	\$59.26
320S RASCAL	4890	\$56.55
400A RASCAL	5010	\$59.41
404B RUSTLER	5110	\$64.74
410A RASCAL	5150	\$62.98
600A RASCAL	5220	\$80.04
4000 RASCAL	5235	\$87.47
4200 RASCAL	5236	\$93.42
4404 RUSTLER	5236E	\$34.87

**RAMMAX**

<u>Model</u>	<u>Code</u>	<u>Rate</u>
P 33/24	4605	\$19.53
P 33/24 w/ remote	4606	\$18.82
P 51	4625	\$74.58
S 51	4630	\$39.32
P 47	5290	\$37.89

**SAKAI**

<u>Model</u>	<u>Code</u>	<u>Rate</u>
SV 70	8025	\$59.56
SV 70D	8026	\$61.90
SV 91	8050	\$89.46
SV 91D	8051	\$91.43
SV 200D	8060	\$45.04

**TAMPO**

<u>Model</u>	<u>Code</u>	<u>Rate</u>
RP 16D (HD)	5990	\$56.83
RP 28D	5995	\$75.95
RP 48D	6110	\$99.63
RP 58D	6115	\$90.80
RS 16 (HD)	6170	\$53.97
RS16A (HD)	6180	\$55.92
RS 16D (HD)	6185	\$56.42
RS 28C	6315	\$71.86
RS 28D	6320	\$73.07

**[ MIKA ]**

<u>Code</u>	<u>Rate</u>
4404	\$8.84
4405	\$12.60
4407	\$8.98
4409	\$14.13

**[ RAGO ]**

<u>Code</u>	<u>Rate</u>
4805	\$15.26
4810	\$33.34
4820	\$84.23
4830	\$117.26
4840	\$49.26
4876	\$59.26
4890	\$56.55
5010	\$59.41
5110	\$64.74
5150	\$62.98
5220	\$80.04
5235	\$87.47
5236	\$93.42
5236E	\$34.87

**[ RAMX ]**

<u>Code</u>	<u>Rate</u>
4605	\$19.53
4606	\$18.82
4625	\$74.58
4630	\$39.32
5290	\$37.89

**[ SAKI ]**

<u>Code</u>	<u>Rate</u>
8025	\$59.56
8026	\$61.90
8050	\$89.46
8051	\$91.43
8060	\$45.04

**[ TAMP ]**

<u>Code</u>	<u>Rate</u>
5990	\$56.83
5995	\$75.95
6110	\$99.63
6115	\$90.80
6170	\$53.97
6180	\$55.92
6185	\$56.42
6315	\$71.86
6320	\$73.07

RS 58D	6327	\$89.34
RS 156A	6340	\$59.40
RS 166A	6350	\$78.22
RS 188A	6370	\$100.01
RS 210	6400	\$77.41

**WACKER****[ WACK ]**

<u>Model</u>	<u>Code</u>	<u>Rate</u>
R 900	7850	\$22.33
R 1000	7855	\$35.71
W 55T	7860	\$11.12
W 74L, W 74T	7880	\$10.99
W 74	7890	\$10.66
W 75	7900	\$11.40
WDH 84	7910	\$15.48
WDH 86-110	7912	\$19.28
WHK 90, WHK 90L	7915	\$19.12

**SHOVELS & CRANES CRAWLER****[ S&CCL ]****DELAY FACTOR = 0.18****OVERTIME FACTOR = 0.85**

Includes all attachments and accessories when used as a crane, clamshell, dragline or for pile driving (not including leads or driving equipment).

**LINK-BELT****[ L-B ]**

<u>Model</u>	<u>Code</u>	<u>Rate</u>
LS 78	4702	\$69.71
LS 78 pipeliner	4724	\$71.71
LS 98	4826	\$79.22
LS 98 pipeliner	4852	\$85.45
LS 98A	4924	\$80.29
LS 108B	4980	\$89.49
LS 108D	4981	\$115.69
LS 118	4998	\$129.44
LS 218H	5010	\$213.68
LS 318	5012	\$128.99
LS 338	5020	\$140.13
LS 518	5124	\$206.25

**MANITOWOC****[ MTWC ]**

<u>Model</u>	<u>Code</u>	<u>Rate</u>
222EX (WEST)	5600	\$260.39
2900 WC	5764	\$115.34
3000 W	5812	\$146.79
3900B (100 ton)	6036	\$190.01
3900 W VICON series 2	6132	\$248.92
4000 W VICON	6180	\$225.76
4100 W VICON series 1	6196	\$337.84
4100 W VICON series 2	6198	\$347.11
4600 VICON series 1	6328	\$505.49
4600 VICON series 3	6332	\$579.79

<b>P&amp;H</b>	<b>[ P&amp;H ]</b>	
<u>Model</u>	<u>Code</u>	<u>Rate</u>
535	7716	\$115.22
550	7748	\$121.23
670 WLC	7892	\$141.03

### SHOVELS & CRANES, TRUCK MOUNTED [ S&CTK ]

**DELAY FACTOR = 0.21      OVERTIME FACTOR = 0.82**

Includes truck/carrier. Includes all attachments and accessories when used as a crane, clamshell, dragline or for pile driving (leads and driving equipment not included).

### AMERICAN HOIST & DERRICK [ AMHD ]

<u>Model</u>	<u>Code</u>	<u>Rate</u>
5470	1015	\$115.05
5530	1080	\$198.77
7450	1130	\$114.16
7460	1140	\$160.08
7530	1170	\$179.75
8460	1178	\$227.29
8470	1179	\$358.05

### LINK-BELT [ L-B ]

<u>Model</u>	<u>Code</u>	<u>Rate</u>
HC 48A	4332	\$69.52
HC 108B	4960	\$85.19
HC 108C	4970	\$120.86
HC 138	4992	\$90.46
HC 138A	4995	\$194.22
HC 218	5050	\$119.19
HC 218A	5051	\$193.44
HC 228H	5054	\$237.41
HC 238A, 238B	5065	\$196.05

<b>P&amp;H</b>	<b>[ P&amp;H ]</b>	
<u>Model</u>	<u>Code</u>	<u>Rate</u>
440 TC	7240	\$86.44
650A TC	7720	\$122.38
670 TC	7790	\$125.94
790 TC	7880	\$118.44
8115A TC	7950	\$162.43

### SANBLASTING EQUIPMENT [ SANBL ]

**DELAY FACTOR = 0.51      OVERTIME FACTOR = 0.53**

Includes helmets, gauntlets, 30.5 meters(100 feet) of hose, pot, all control valves, nozzles and other attachments and accessories. Rated in accordance with the capacity of the pot measured in kilograms(pounds)of sand.

### REMOTE CONTROL ONLY [ REMC ]

<u>OVER</u>	<u>TO</u>	<u>Code</u>	<u>Rate</u>
45 (100)	159 (350)	010-035	\$1.52
159 (350)	272 (600)	035-060	\$2.01
272 (600)	454 (1000)	060-100	\$2.04
454 (1000)	680 (1500)	100-150	\$2.56
680 (1500)	907 (2000)	150-200	\$2.85

### SAWS, CHAIN AND EARTH AUGER ATTACHMENT [ SAWCH ]

**DELAY FACTOR = 0.11      OVERTIME FACTOR = 0.90**

Hand held type, one or two man, gas, air or electric powered including all attachments and accessories. Blades, chains and tips shall be paid separately. Saws which cost less than \$500 are considered minor tools and are no longer listed. Rated in accordance with Mfr's kilowatts (horsepower).

### SAWS [ SAW ]

<u>Model</u>	<u>Code</u>	<u>Rate</u>
>3.7 (5 )      30 amps @ 120V	5-HP	\$2.91

### SAWS, CONCRETE AND MASONRY [ SAWCO ]

**DELAY FACTOR = 0.14      OVERTIME FACTOR = 0.87**

Self powered gas, air or electric powered. Includes water ( but not water truck or trailer), coolant, cutting compounds and all attachments and accessories. Saw blades or abrasive discs shall be paid in accordance with the following sawkerf codes.

### SINGLE & MULTI-BLADE [ ABOP ]

#### OPERATION

Listed in accordance with Mfr's rated kilowatts (horsepower).

<u>OVER</u>	<u>TO</u>	<u>Code</u>	<u>Rate</u>
0	7.5 (10)	0-10	\$3.34
7.5 (10)	14.9 (20)	10-20	\$7.60
14.9 (20)	24.6 (33)	20-33	\$15.09
24.6 (33)	33.6 (45)	33-45	\$17.44
33.6 (45)	48.5 (65)	45-65	\$20.89

### BLADE SAWKERF [ ABSK ]

The following allowance is entered on the extra work bill by using the length x depth per blade.

<u>UNITS</u>	<u>Code</u>	<u>Rate</u>
Rate /blade/ 30.5 m (100 lin ft) / 25 mm (inch) depth	100'/IN	\$18.00
Rate/blade/ 0.3 m (lin ft) / 25 mm (inch) depth	LF-INDE	\$0.18



**SCRAPERS, SELF PROPELLED****[ SCRSP ]****DELAY FACTOR = 0.13****OVERTIME FACTOR = 0.88**

Includes all attachments and accessories.

**CATERPILLAR****[ CAT ]**

<u>Model</u>	<u>Code</u>	<u>Rate</u>
613	<b>1395</b>	\$71.86
613B	<b>1400</b>	\$80.01
613C	<b>1402</b>	\$99.81
615	<b>1415</b>	\$137.90
615C	<b>1416</b>	\$150.44
621B cushion hitch	<b>1680</b>	\$175.73
623B	<b>1700</b>	\$180.93
623E	<b>1702</b>	\$213.76
623F	<b>1703</b>	\$223.40
627B push pull	<b>1770</b>	\$233.17
627E non push-pull	<b>1772</b>	\$248.19
627E push-pull	<b>1773</b>	\$252.73
<b>631C 67M5012 serial</b>	<b>2170</b>	<b>\$201.83</b>
631D	<b>2180</b>	\$247.97
631E	<b>2185</b>	\$270.74
633C non cushion hitch	<b>2305</b>	\$197.98
633C cushion hitch	<b>2315</b>	\$197.78
633C 66M693 serial	<b>2320</b>	\$207.05
<b>633D</b>	<b>2330</b>	<b>\$257.45</b>
637 cushion, non-push-pull	<b>2375</b>	\$298.62
637 non-cushion, push-pull	<b>2410</b>	\$300.78
637D non push-pull	<b>2460</b>	\$362.22
637D push-pull	<b>2470</b>	\$366.01
639D	<b>2475</b>	\$375.33
637E	<b>2476</b>	\$394.03
637E push-pull	<b>2477</b>	\$399.20
641B non cushion hitch	<b>2620</b>	\$252.39
641B cushion hitch	<b>2655</b>	\$293.93
651B non cushion hitch	<b>2935</b>	\$299.33
651B cushion hitch	<b>2970</b>	\$301.68
651E	<b>2975</b>	\$368.36
657B non cushion, non p-p	<b>3360</b>	\$476.54
657B cushion, push-pull	<b>3370</b>	\$482.75
657E non push-pull	<b>3375</b>	\$557.57
657E push-pull	<b>3380</b>	\$575.70
660B	<b>3470</b>	\$278.80
666B	<b>3600</b>	\$446.46

**JOHN DEERE****[ DEER ]**

<u>Model</u>	<u>Code</u>	<u>Rate</u>
JD 760A	<b>3845</b>	\$71.51
JD 762	<b>3860</b>	\$88.08
JD 762A	<b>3865</b>	\$92.11
JD 762B	<b>3866</b>	\$107.16

JD 860A	<b>3920</b>	\$104.85
JD 860B	<b>3930</b>	\$110.13
JD 862	<b>3940</b>	\$130.10
JD 862B	<b>3942</b>	\$157.73

**INTERNATIONAL****[ INTL ]**

<u>Model</u>	<u>Code</u>	<u>Rate</u>
412B	<b>5631</b>	\$88.80
431B	<b>5637</b>	\$173.11
433B	<b>5643</b>	\$253.50

**TEREX****[ TERX ]**

<u>Model</u>	<u>Code</u>	<u>Rate</u>
S 11EB	<b>8245</b>	\$71.37
S 23E 33TOT-H-93SH, elev	<b>8250</b>	\$167.24
S 24 49LOT-76SH serial	<b>8260</b>	\$214.86
S 24B 023-024 serial	<b>8270</b>	\$259.22
S 24C	<b>8275</b>	\$280.55

**WABCO****[ WAB ]**

<u>Model</u>	<u>Code</u>	<u>Rate</u>
101F	<b>8570</b>	\$82.27
101G	<b>8575</b>	\$82.63
111A	<b>8640</b>	\$78.01
222G	<b>8700</b>	\$152.84
222H	<b>8704</b>	\$172.32

**TRACTORS, CRAWLER****[ TRACC ]****DELAY FACTOR = 0.13****OVERTIME FACTOR = 0.88**

Includes all attachments and accessories such as dozer blade and power control blocks when needed, but does not include backhoe, winch or ripper units listed elsewhere in this schedule.

**CASE****[ CASE ]**

<u>Model</u>	<u>Code</u>	<u>Rate</u>
350	<b>1820</b>	\$32.90
350B	<b>1825</b>	\$34.88
450	<b>1868</b>	\$28.26
450B	<b>1869</b>	\$32.02
450C	<b>1869E</b>	\$36.20
475	<b>1870</b>	\$46.89
550	<b>2000</b>	\$37.90
650	<b>2100</b>	\$44.78
850	<b>2128</b>	\$38.23
850B	<b>2130</b>	\$41.27
850C	<b>2135</b>	\$45.08
850D	<b>2140</b>	\$47.63
1150B	<b>2250</b>	\$57.22
1150C	<b>2255</b>	\$62.55
1150D	<b>2257</b>	\$64.49
1150E	<b>2258</b>	\$66.77

**CATERPILLAR****[ CAT ]**

<u>Model</u>	<u>Code</u>	<u>Rate</u>
D-3	2340	\$33.17
D-3B	2345	\$36.59
D-3 LGP	2350	\$33.79
D-3B LGP	2355	\$37.79
D-3B SA	2370	\$40.91
D-3C	2380	\$38.77
D4C Series III	2450	\$49.51
D-4D	2655	\$40.01
D-4E direct drive	2660	\$41.95
D-4E power shift	2665	\$43.19
D-4H	2670	\$54.50
D-4H LGP	2675	\$54.21
D-4H Series II	2680	\$55.66
D-4E SA	2772	\$50.91
D-4E LGP power shift	2780	\$43.37
D-4E LGP direct drive	2782	\$43.37
D-4G XL	2790XL	\$50.24
D-5	3194	\$57.44
D-5B power shift	3206	\$60.58
D-5B SA	3325	\$66.19
D-5B LGP	3345	\$63.14
D-5C	3346	\$53.81
D-5H	3347	\$72.19
D-5H Series II	3348	\$76.00
D-5H LGP	3350	\$75.09
D-6C direct drive	3645	\$74.60
D-6C power shift	3688	\$75.21
D-6C LGP	3710	\$77.62
D-6D	3720	\$85.47
D-6D SA	3725	\$96.23
D-6D LGP	3730	\$85.91
D-6H	3732	\$97.38
D-6H Series II	3733	\$101.79
D-6H LGP	3735	\$101.74
<b>D-6M LGP</b>	<b>3745</b>	<b>\$94.14</b>
D-6N XL	3755	\$96.95
D-6R DS	3800	\$107.28
D-6R XL	3815	\$112.72
D-7G	4180	\$128.37
D-7G LGP	4200	\$124.36
D-7G SA	4210	\$137.69
D-7H	4215	\$132.89
D-7H Series II	4216	\$141.90
D-7H LGP	4220	\$139.07
D-8K	4858	\$171.38
D-8L	4862	\$205.10
D-8L SA	4863	\$223.13
D-8N	4864	\$183.59

**D-8R****4870****\$201.72**

D-9H

**5160**

\$228.53

D-9L

**5165**

\$272.62

D-9N

**5170**

\$232.51

**D-9R****5175****\$271.47**

D-10

**5220**

\$417.85

D-10N

**5225**

\$335.83

D-10R

**5227**

\$374.60

D-11N

**5230**

\$521.99

**JOHN DEERE****[ DEER ]**ModelCodeRate

JD 350C

**5360**

\$36.52

JD 350D

**5365**

\$40.98

JD 400G

**5405**

\$34.28

JD 450C

**5474**

\$36.62

JD 450D

**5476**

\$38.01

JD 450E

**5478**

\$38.65

JD 450G

**5479**

\$41.69

JD 450J LT/LGP

**5479J**

\$50.49

JD 550

**5480**

\$41.29

JD 550A

**5481**

\$44.75

JD 550B

**5483**

\$43.54

JD 550G

**5484**

\$48.55

JD 650G

**5484A**

\$54.35

JD 650H LGP

**5484H**

\$58.11

JD 750

**5485**

\$64.50

JD 750B

**5486**

\$70.72

JD 750 LGP

**5487**

\$67.32

JD 750B LGP

**5488**

\$85.74

JD 850

**5490**

\$84.39

JD 850B

**5491**

\$97.17

JD 850 LGP

**5492**

\$88.95

JD 850B LGP

**5495**

\$104.07

**DRESSER****[ DRES ]**ModelCodeRate

TD 7E

**9100**

\$37.60

TD 7G

**9102**

\$41.70

TD 8E

**9105**

\$45.80

TD 8G

**9107**

\$49.11

TD 12

**9110**

\$65.83

TD 12 LGP

**9115**

\$75.17

TD 15C

**9120**

\$92.24

TD 15E

**9122**

\$112.38

TD 15C LGP

**9125**

\$89.49

TD 20E

**9130**

\$124.49

TD 20G

**9135**

\$150.07

TD 20G LGP

**9137**

\$157.40

TD 25E

**9139**

\$177.72

TD 25G

**9140**

\$218.27



**FIAT-ALLIS**

<u>Model</u>	<u>Code</u>	<u>Rate</u>
10C	<b>6043</b>	\$73.02
10C LGP	<b>6044</b>	\$73.87
14C	<b>6048</b>	\$92.11
FD 20	<b>6056</b>	\$132.38
21C	<b>6060</b>	\$153.31
FD 30	<b>6060E</b>	\$178.63
31	<b>6061</b>	\$243.22
FD 40	<b>6061E</b>	\$276.74

**KOMATSU**

<u>Model</u>	<u>Code</u>	<u>Rate</u>
D 21P-6	<b>7965</b>	\$39.76
D 31A-16	<b>7970</b>	\$34.72
D 31A-17	<b>7972</b>	\$38.02
D 31E-17	<b>7976</b>	\$39.65
D 31E-18	<b>7977</b>	\$41.96
D 31P-16	<b>7980</b>	\$35.09
D 31P-17	<b>7981</b>	\$38.72
D 31P-17B	<b>7981E</b>	\$40.64
D 58E-1	<b>8003</b>	\$76.79
D 58P-1	<b>8003H</b>	\$84.43
D 65E-6	<b>8070</b>	\$88.83
D 65E-7, E-8	<b>8072</b>	\$98.77
D 65P-6	<b>8080</b>	\$91.45
D 65P-7 / D 65P-8	<b>8082</b>	\$102.11
D 68P-1	<b>8083</b>	\$112.48
D 68E-1	<b>8085</b>	\$107.49
D 83E-1	<b>8087</b>	\$130.77
D 83P-1	<b>8088</b>	\$132.09
D 85P-18	<b>8090</b>	\$140.98
D 85A-18	<b>8114</b>	\$124.31
D 85E-12	<b>8120</b>	\$109.25
D 85E-18	<b>8140</b>	\$134.24
D 135A-1	<b>8150</b>	\$172.67
D 155A-1	<b>8160</b>	\$199.28
D 155A-2	<b>8161</b>	\$198.88
D 375A-1	<b>8175</b>	\$316.44
D 375A-2	<b>8176</b>	\$350.27
D 455A-1	<b>8180</b>	\$388.05
D 475A-2	<b>8186</b>	\$546.08

**[ F-A ]****[ KOMA ]****TRACTORS, HEAVY****[ TRACH ]****DELAY FACTOR = 0.14****OVERTIME FACTOR = 0.87**

Includes all attachments and accessories such as dozer blade, power control units and push blocks, when needed, but does not include backhoe, winch or ripper units listed elsewhere in this schedule.

**CATERPILLAR****[ CAT ]**

<u>Model</u>	<u>Code</u>	<u>Rate</u>
814	<b>1400</b>	\$118.43
814B	<b>1410</b>	\$172.09
824B	<b>1720</b>	\$193.07
824C	<b>1730</b>	\$233.21
834B	<b>2010</b>	\$351.12

**TRACTORS, RUBBER TIRE,  
INDUSTRIAL, FARM & SKID STEER**
**[ TRACS ]****DELAY FACTOR = 0.10****OVERTIME FACTOR = 0.91****37.3 kW (50 HP) OR LESS****[ <50 ]**

Including, but not limited to the following:

Bobcat--440B, 443B, 450, 453, 542B, 543B, 553, 742B, 743B, 753, 763, 773, 1840, 7753

Case-- 1818, 1825, 1835C, 1838

Deere-- 3375, 4475, 5200, 5575, 6675, 7775

Ford-- L250, L454, L455, L553, L555, L781

Gehl-- SL3310, SL3410, SL3725, SL3825, SL4525, SL4625

Hydra-Mac-- 1300, 1600, 1700D

JCB-- 165Robot, 165Robot Ser II

Massey-Ferguson-- MF30E

Mahto-- LS70, LS75, L933

Mustang-- 920, 920E, 921, 930A, 930AE, 940, 940E, 910, 911, 2040

New Holland-- 1220, 1320, 1620, 1920, 2120, 3415, 3930, L250, L255, L465, LX465, LX485, L565, LX565, LX665

Ramrod-- 230B, 300B, 584B, 784B, 550, 750, 1350, 1550

Thomas-- T-82, T-83, T-83S, T-103, T-132, T-133, T-133S

Trak-- 1300HD, 1300C, 1300CX, 1500C

<u>Model</u>	<u>Code</u>	<u>Rate</u>
with loader or dozer	<b>A</b>	\$28.83
auger, w/ or w/o loader or dozer	<b>B</b>	\$29.24
backhoe, w/ or w/o loader or dozer	<b>C</b>	\$30.73



**OVER 37.3 kW (50 HP) [ >50 ]**

Including, but not limited to the following:

Bobcat-- 853, 863, 873, 943, 953, 980

Case-- 1845C

Deere-- 5300, 5400, 6200, 6300, 6400, 8875

Ford-- L783, L785, 250C, 260C

Gehl-- SL5625, SL6625, SL6635

Hydra-Mac-- 1850, 2650, 2650D

JCB-- 185Robot

Massey-Ferguson-- MF40E, MF50EX

Mustang-- 960, 2060

New Holland-- 4630, 5030, 5640, 6640, 7740, 7840, 8240, 8340,

L865, LX865, LX885, 345D, 545D

Ramrod-- 1750, 1950

Thomas-- T-173HL, T-173HLS, T173HLS II, T-203HD, T-233HD

Trak-- 1700HD, 1700C, 1700CX, 1700XHP

<u>Model</u>	<u>Code</u>	<u>Rate</u>
with loader or dozer	<b>A</b>	\$38.05
auger, w/ or w/o loader or dozer	<b>B</b>	\$38.57
backhoe, w/ or w/o loader or dozer	<b>C</b>	\$40.11

**TRAFFIC CONTROL & SAFETY DEVICES [ TRAF A ]  
(HOURLY RATES)****DELAY FACTOR = 0.34****OVERTIME FACTOR = 0.70****CHANGEABLE MESSAGE SIGN [ CMSN ]**

<u>Model</u>	<u>Code</u>	<u>Rate</u>
Generator	<b>GEN1</b>	\$14.13
Generator w/ cell remote	<b>GEN2</b>	\$15.37
Solar	<b>SOL1</b>	\$9.57
Solar w/ cell remote	<b>SOL2</b>	\$10.81

**FLASHING ARROW SIGN [ FLAS ]**

Including supplies, replacements and servicing.

<u>Model</u>	<u>Code</u>	<u>Rate</u>
Roof mounted	<b>RM</b>	\$0.84
Trailer mounted	<b>TM</b>	\$3.39

**TRAFFIC CONTROL & SAFETY DEVICES [ TRAF C ]  
(DAILY RATES)****DELAY FACTOR = 0.72****OVERTIME FACTOR = 1.00**

Includes supplies and servicing. The following allowance is entered on the extra work by using days instead of hours worked. Crash cushion barrels and K-rail sections are now listed with Non-Operated items[NONOP].

**(1) BARRICADES [ 1BAR ]**

(A) 750 mm to 900 mm high &amp; 600 mm to 900 mm wide (30 to 36 inches high &amp; 24 to 36 inches wide)

(B) 1500 mm high by 1200 mm wide min. (60" high by 48" wide min.)

<u>Model</u>	<u>Code</u>	<u>Rate</u>
each with flasher	<b>A1</b>	\$0.45
each without flasher	<b>A2</b>	\$0.23
each	<b>B3</b>	\$1.03

**(2) TRAFFIC CONES [ 2TC ]**

Lost or destroyed are no longer paid on invoice.

<u>Model</u>	<u>Code</u>	<u>Rate</u>
450 mm (18") high, per 100	<b>A100</b>	\$8.24
700 mm (28") high, per 100	<b>B100</b>	\$14.33
700 mm (28") high w/ refl sleeve, per 100	<b>D100</b>	\$22.14
1,050 mm (42") high w/ refl sleeve, per 100	<b>E100</b>	\$36.83

**(3) PORTABLE DELINEATOR [ 3DEL ]**

Lost or destroyed are no longer paid on invoice.

<u>Model</u>	<u>Code</u>	<u>Rate</u>
per 100	<b>100</b>	\$23.50

**(4) ILLUMINATED SIGNS [ 4SIG ]**

<u>Model</u>	<u>Code</u>	<u>Rate</u>
incl 900 mm x900 mm (3'x3') sign & batteries	<b>12V</b>	\$5.71

**(5) FLASHING BEACON [ 5BEA ]**

<u>Model</u>	<u>Code</u>	<u>Rate</u>
portable 12 volt	<b>12V</b>	\$5.83

**(6) FLAG/SIGN STAND [ 6FSS ]**

<u>Model</u>	<u>Code</u>	<u>Rate</u>
incl sign, stand & 3 flags	<b>EACH</b>	\$2.64

**(7) DELINEATOR DRUM [ 7DDR ]**

<u>Model</u>	<u>Code</u>	<u>Rate</u>
Del. drum w/ base per 100	<b>100</b>	\$58.28

**TRAILERS, EQUIPMENT, LOW BED [ TRAIL ]****DELAY FACTOR = 0.41****OVERTIME FACTOR = 0.64**

Includes all attachments and accessories related to hauling. The rates cover drop deck type with and without folding/removable gooseneck or oscillating trunion. Pilot vehicles are extra. Listed in accordance with number of axles and tires per axle. Includes jeeps, booster axles, and dollies. All loads shall be hauled legally or within Caltrans Permit Policy.

**LOW BED A [ LB-A ]**

2 axle		
<u>Model</u>	<u>Code</u>	<u>Rate</u>
4 Tires per axle	<b>100</b>	\$14.11
8 Tires per axle	<b>200</b>	\$17.79

**LOW BED B [ LB-B ]**

3 axle		
<u>Model</u>	<u>Code</u>	<u>Rate</u>
4 Tires per axle	<b>300</b>	\$18.93
8 Tires per axle	<b>400</b>	\$21.94

**LOW BED C [ LB-C ]**

4 axle		
<u>Model</u>	<u>Code</u>	<u>Rate</u>
4 Tires per axle	<b>500</b>	\$30.40
8 Tires per axle	<b>600</b>	\$37.74

**LOW BED D****[ LB-D ]**

6 axle

ModelCodeRate

8 Tires per axle

**700**

\$60.42

**TRAILERS, EQUIPMENT, TILT BED****[ TRAIT ]****DELAY FACTOR = 0.41****OVERTIME FACTOR = 0.64**

Includes all attachments and accessories related to hauling. Pilot vehicles are extra. Listed in accordance with the Mfr's rated capacity in tonnes(tons).

**TILT BED 1 AXLE****[ TB-1 ]**OVERTOCodeRate

0 1.8 (2)

**00-02**

\$0.75

1.8 (2) 3.6 (4)

**02-04**

\$0.81

**TILT BED 2 AXLES****[ TB-2 ]**OVERTOCodeRate

3.6 (4) 5.4 (6)

**04-06**

\$1.34

7.3 (8) 9.1 (10)

**08-10**

\$4.14

9.1 (10) 10.9 (12)

**10-12**

\$4.77

10.9 (12) 12.7 (14)

**12-14**

\$5.37

12.7 (14) 14.5 (16)

**14-16**

\$5.97

14.5 (16) 16.3 (18)

**16-18**

\$5.77

16.3 (18) 18.1 (20)

**18-20**

\$5.57

18.1 (20) 20.0 (22)

**20-22**

\$6.38

20.0 (22) 22.7 (25)

**22-25**

\$6.21

**TRENCHING MACHINES****[ TRENC ]****DELAY FACTOR = 0.11****OVERTIME FACTOR = 0.91**

Includes all attachments and accessories. When used, tungsten carbide tips shall be replaced by separate invoice.

**BOBCAT****[ BCAT ]**ModelCodeRate

T 116

**2000**

\$14.01

T 135

**2010**

\$32.26

T 136

**2020**

\$32.59

T 208

**2030**

\$7.23

3022

**2040**

\$33.04

**CASE****[ CASE ]**ModelCodeRate

TL 70

**9051**

\$5.93

TL 100

**9053**

\$8.52

TL 120

**9055**

\$10.28

TL 200

**9070**

\$10.45

16+4

**9120**

\$15.04

25+4

**9170**

\$20.82

25 + 4 XP

**9171**

\$26.40

30+4 standard

**9224**

\$29.34

DH 4

**9255**

\$39.66

DH 4B

**9256**

\$43.51

DH 5

**9257**

\$37.76

DH 5 QUAD

**9259**

\$38.41

DH 7

**9261**

\$44.72

360

**9263**

\$31.44

ROAD RUNNER 380

**9277**

\$43.38

TF 300

**9374**

\$19.61

TF 700

**9398**

\$26.85

TF 800

**9405**

\$34.94

TF 1000

**9460**

\$40.19

760

**9465**

\$41.38

**DITCH WITCH****[ D-W ]**ModelCodeRate

R 30

**5390**

\$27.06

R 36D

**5400**

\$33.63

R 40

**5432**

\$34.96

R 65

**5556**

\$36.02

R 100

**5565**

\$84.80

V 30

**5618**

\$25.90

1410

**5620**

\$10.61

1420

**5625**

\$11.27

1500

**5630**

\$7.88

1620

**5635**

\$14.74

1810

**5640**

\$15.10

2020

**5645**

\$18.78

2200

**5650**

\$17.83

2300

**5660**

\$26.98

2310

**5662**

\$28.41

3210

**5670**

\$30.59

3210 Combo

**5675**

\$31.46

3500

**5676**

\$36.04

4010

**5677**

\$46.50

4010 Combo

**5678**

\$35.59

5010

**5679**

\$35.89

6510

**5680**

\$42.55

6510 Combo

**5685**

\$45.64

**MIDMARK****[ MDMK ]**ModelCodeRate

300 A

**7945**

\$26.88

321

**7950**

\$28.15

400 A

**7955**

\$34.25

440

**7960**

\$42.90



**VERMEER****[ VERM ]**

<u>Model</u>	<u>Code</u>	<u>Rate</u>
CC-135	<b>8350</b>	\$92.14
M 220	<b>8380</b>	\$17.91
M 455 / M455A	<b>8480</b>	\$41.23
M 475	<b>8570</b>	\$43.46
M 475A	<b>8571</b>	\$49.54
M 485	<b>8580</b>	\$47.16
M 495	<b>8585</b>	\$77.26
T 300B, T 300A	<b>8718</b>	\$27.62
T 400C, T 400B, T 400A	<b>8781</b>	\$59.02
T 600D, C, B, A	<b>8842</b>	\$84.94
T 650	<b>8843</b>	\$142.39
T 800B, T 800A, T800	<b>8870</b>	\$135.83
T 800C	<b>8871</b>	\$148.36
T 850	<b>8875</b>	\$264.22
V 430	<b>8950</b>	\$31.44
V 430A	<b>8951</b>	\$35.26
V 434 / M 434	<b>9000</b>	\$30.33
V 440	<b>9015</b>	\$33.38
V 450	<b>9017</b>	\$39.08
V 454	<b>9020</b>	\$34.14
V 1550	<b>9025</b>	\$16.68

**TRUCK, TRUCK TRAILERS, EXCL.  
DUMP TRUCKS & EQPT TRAIL**
**[ TRUCK ]****DELAY FACTOR = 0.14****OVERTIME FACTOR = 0.87**

Includes all attachments and accessories related to hauling, with and without trailers as needed. Includes water trucks, freight trucks and passenger vehicles, including 4wd option. Listed by Mfr's Gross Vehicle Weight in Kilograms(pounds). For tractor-trailer units, the gross vehicle weight of the cargo carrying unit or units will control. In the case of water trucks, the tank capacity expressed in kilograms (pounds) of water plus 20%, will determine the gross vehicle weight. For attachment allowance, see attachment class.

**TRUCKS****[ T&TT ]**

<u>OVER</u>	<u>TO</u>	<u>Code</u>	<u>Rate</u>
CARS, LIGHT TRUCKS		<b>00-06</b>	\$21.50
<b>3175 (7000)</b>	<b>5443 (12000) No small pickups</b>	<b>06-12</b>	<b>\$26.95</b>
5443 (12000)	9072 (20000)	<b>12-20</b>	\$33.06
9072 (20000)	12701(28000)	<b>20-28</b>	\$35.68
<b>12701 (28000)</b>	<b>16330 (36000)</b>	<b>28-36</b>	<b>\$44.95</b>
16330 (36000)	21773 (48000)	<b>36-48</b>	\$51.92
<b>21773 (48000)</b>	<b>27216 (60000)</b>	<b>48-60</b>	<b>\$63.97</b>
27216(60000) & Over		<b>60</b>	\$81.17

**TRUCKS, OFF-HIGHWAY****[ TRUOF ]****DELAY FACTOR = 0.19****OVERTIME FACTOR = 0.83**

Includes all attachments and accessories. Includes end dump, belly dump and earthmover types. Listed in accordance with Mfr's rated capacity in tonnes (tons). In the case of earthmover types, rated by Mfr's volumetric capacity, a factor of 1.4 tonnes per cubic meter (1-1/2 tons per cubic yard) of struck capacity shall be used.

**TRUCK OFF-HIGHWAY****[ TRU ]**

<u>OVER</u>	<u>TO</u>	<u>Code</u>	<u>Rate</u>
9.1 (10)	13.6 (15)	<b>10-15</b>	\$49.80
16.3 (18)	20.0 (22)	<b>18-22</b>	\$88.45
20.0 (22)	24.5 (27)	<b>22-27</b>	\$110.79
24.5 (27)	29.0 (32)	<b>27-32</b>	\$126.41
29.0 (32)	36.3 (40)	<b>32-40</b>	\$172.49
36.3 (40)	49.9 (55)	<b>40-55</b>	\$257.87
49.9 (55)	60.8 (67)	<b>55-67</b>	\$289.21

**TRUCKS, DUMP, ON-HIGHWAY****[ TRUON ]****DELAY FACTOR = 0.16****OVERTIME FACTOR = 0.85**

Includes all end dump, side dump and belly dump types; including all attachments and accessories.

**TRUCK ON-HIGHWAY****[ TRUN ]**

<u>Model</u>	<u>Code</u>	<u>Rate</u>
<b>2 axles</b>	<b>2AXL</b>	<b>\$55.69</b>
<b>3 axles</b>	<b>3AXL</b>	<b>\$71.65</b>
<b>4 axles</b>	<b>4AXL</b>	<b>\$79.89</b>
5 axles	<b>5AXL</b>	\$90.08

**WELDING EQUIPMENT****[ WELD ]****DELAY FACTOR = 0.18****OVERTIME FACTOR = 0.84****ARC WELDING MACHINES****[ AWM ]**

Diesel, gas or electric powered. Includes helmets, holders, cable and all attachments and accessories. Rate capacity in amps.

<u>OVER</u>	<u>TO</u>	<u>Code</u>	<u>Rate</u>
0	250	<b>0-250</b>	\$6.12
250	500	<b>250-500</b>	\$11.86
over	500	<b>500</b>	\$12.12

**GAS WELDING OUTFIT****[ GWO ]**

Includes regulator, 7.6 meters (25 feet) of hose, torch, goggles, lighter and attachments and accessories. Gas and rod shall be paid separately.

<u>Model</u>	<u>Code</u>	<u>Rate</u>
ALL	<b>ALL</b>	\$0.26



## APPENDIX C

### SEED AND EQUIPMENT COSTS

**TABLE 1**  
**REVISED REVEGETATION PALETTE**

Scientific Name	Common Name	Seeding/Planting Rate	\$/lb or plant	\$/acre
<b>GRASSES, FORBES, AND LEGUMES</b>				
<i>Achillea millifolium</i>	White Yarrow	0.5 lb./ac	\$48	\$24
<i>Bromus carinatus</i>	California Brome grass	10.0 lb./ac	\$18	\$180
<i>Clarkia purpurea</i>	Farewell to Spring	1.5 lb./ac	\$75	\$112
<i>Elymus glaucus</i>	Blue Wildrye	8.0 lb./ac	\$26	\$208
<i>Lotus purshianus</i>	Spanish Clover – inoc.	2.0 lb./ac	\$65	\$130
<i>Lotus scoparius</i>	Deerweed	4.0 lb./ac	\$36	\$144
<i>Lupinus nanus</i>	Sky Lupine	4.0 lb./ac	\$45	\$180
<i>Nassella pulchra</i>	Purple Needlegrass	4.0 lb./ac	\$48	\$192
<i>Oenothera hookeri</i>	Evening Primrose	1.0 lb./ac	\$30	\$30
<i>Plantago erecta</i>	Santa Clara Plantain	4.0 lb./ac	\$25	\$100
<i>Vulpia microstachys</i>	Three Weeks Fescue	6.0 lb./ac	\$20	\$120
<b>TREES AND SHRUBS</b>				
<i>Adenostoma fasciculatum</i>	Chamise	3.0 lb./ac	\$48	\$144
<i>Arbutus x.</i>	Hybrid Strawberry tree, similar to Madrone trees	N/A		
<i>Artemisia californica</i>	California Sagebrush	6.0 lb./ac	36\$	\$216
<i>Baccharis pilularis</i>	Coyote Brush	N/A		\$150
<i>Baccharis pilularis consanguinea</i>	Chaparral Broom	5.0 lb./ac	\$30	\$90
<i>Eriogonum fasciculatum</i>	California Buckwheat	10.0 lb./ac	\$9	\$144
<i>Heteromeles arbutifolia</i>	Toyon	6.0 lb./ac	\$24	\$144
<i>Mimulus auranticus</i>	Sticky monkeyflower	4.0 lb./ac	\$36	\$
<i>Pinus halapensis</i>	Aleppo Pine	N/A		\$
<i>Schinus molle</i>	California Pepper	N/A		\$
<b>TOTALS</b>		<b>80 lbs/ac</b>		<b>\$2,308</b>
<b>CONTAINER PLANTS</b>				
<i>Aesculus californica</i>	California Buckeye	50/ac	\$4	\$200
<i>Quercus agrifolia</i>	Coast Live Oak	50/ac	\$4	\$200
<b>TOTALS</b>		<b>100/ac</b>	<b>\$</b>	<b>\$400</b>

**Notes:** Seed mix, rate and price based on approved revegetation palette, and quote from Pacific Coast Seed July 2015.



## ATV / UTV Implements & Accessories, Truck, Tractor, Hunting & Pet Products

Quality Products Online Since 1977



[View Cart or Check-out](#)

### 100 lb. Broadcast Spreader with 2" Receiver Hitch Attachment



#### 100 Lb. Broadcast Spreader

Spreads Seed, Fertilizer, Salt, Corn

Never Leaks Or Dribbles!



PayPal



VISA



DISCOVER



Click to see  
our A+ Rating!

100 lb. Broadcast Spreader with 2" Receiver Hitch Attachment Designed  
to Mount to Trucks, UTVs, and (\*ATVs With 2" Receiver Hitch)

### THE SPINTECH ADVANTAGE...



patent #5820035

The Spinner Plate  
Rotates and Elevates  
Up and Down,  
Locking Closed  
When the Motor is Off!

What makes SpinTech the new generation of spreaders is our patented SpinTech positive locking system. Not only does the spinner plate rotate, but it also goes up and down locking closed when the motor is off. SpinTech can spread almost anything including salt, fertilizer, corn, palletized lime, grass seed, agriculture planting seed, and food plot products. In the broadcast spreader application you



never loose feed or seed due to uneven terrain and or road conditions. Best of all there are no hoppers or levers to open or close to regulate feed or seed on our broadcast spreaders.

#### Features:

- Polypropylene hopper
- 12 volt heavy duty motor
- One directional spray pattern from 10 ft. to 20 ft. wide
- Adjustable seed/feed flow system to spread small and large seed/granules
- Spin Tech Patented on Demand open/close shut off prevents leakage when motor is off.
- Equipped with a 25 ft. cord including toggle on/off control with auxillary plug In adapter
- Spreads in radius of 10 ft. with shields or (180 degree) 20 ft. without
- Some assembly required
- Stainless Steel Spinner Plate-Shaft and Coupling
- ATV Bracket Sold Separately



#### 100 lb. Broadcast Spreader with 2" Receiver Hitch

(ST 100SFTV) - \$ 276.90

Qty:

[Add to Cart!](#)



#### ATV Mounting Bracket For 100 lb. Cap. Broadcast Spreader

Designed to mount 100 lb. Seeder/Feeder to ATVs that have racks instead of 2 in. receivers.

(ST ATVB) - \$ 49.90

Qty:

[Add to Cart!](#)

[ATV / UTV Accessories](#) | [ATV / UTV Implements](#) | [Tractor Implements](#) | [Truck / SUV Products](#)  
[Home Page](#) | [Contact Us](#) | [View Cart or Checkout](#) | [Links](#) | [Legal](#) | [Shipping Info](#) | [Privacy Policy](#) | [Return Policy](#)

A. S. Websales, 204 N. Webb Lane, Poteau, OK 74953 - 1.918.647.2606

Copyright © 1997 - 2011 A. S. Websales, LLC



[Larger Image](#)

#### Manuals in PDF Format

Large Files - View online (opens in a separate window) or download to your computer

[LG-2500-303](#)  
[TR-30-EX](#)

- Molded wand clips.
- 12 Volt (demand) diaphragm pump.
- 2.1 G.P.M. - 60 P.S.I.
- Remote in-line "on-off" switch.
- Conveniently attaches to a lawn tractor.
- 13" Tall pneumatic tires.
- Max. Horizontal throw: 30 feet.
- Max. Vertical throw: 18 feet.

Note: Trailer is designed for off road use only - 5 MPH maximum speed.

With Boom and Handgun

**25 Gallon (FIM LG-2500-303) - \$ 402.10**

**30 Gallon (FIM TR-30-EX) - \$ 427.70**

**(Free Shipping!)\***

Shipping times by Fimco vary from 7-21 days!

Select Size

Qty:



[Larger Image](#)

#### 40 Gallon Trailer Sprayer

New, large 40 gallon tank and 5 nozzle boom can cover more ground. Comes with 15/600 x 6 turf tires and 12 volt (eight amp draw) diaphragm pump.

Features:

- 40 Gallon corrosion resistant polyethylene tank.
- 5" Fill lid with tether.
- Molded wand clips.
- 12 Volt (demand) diaphragm pump.
- 2.1 G.P.M. - 60 P.S.I.
- 5 Nozzle boom with 100 inch swath.
- Deluxe pistol grip handgun with adjustable pattern tip & 25 ft. Handgun hose.
- Remote in-line "on-off" switch.
- Max. Horizontal throw: 30 feet.
- Max. Vertical throw: 18 feet.

Note: Trailer is designed for off road use only - 5 MPH maximum speed.

**(FIM TR-40-EX) - \$ 829.40**

**Free Motor Freight Shipping!**

Read Note at Bottom of Page!

Shipping times by Fimco vary from 7-21 days!

Qty:



[Larger Image](#)

#### Manual in PDF Format

Large Files - View online (opens in a separate window) or download to your computer

[TR-40-EX](#)

APPENDIX D  
QUOTE FOR DEMOLITION AND REMOVAL OF  
SAND AND GRAVEL PROCESSING EQUIPMENT



**BANKHEAD EQUIPMENT**  
**PO Box 360**  
**Hornitos, Ca 95325**  
**510)409-9936 phone**  
[Jcbankhead5@gmail.com](mailto:Jcbankhead5@gmail.com)  
**Contractor License #483221**

20 July 2015

Jason Voss  
Quarry Operations Manager  
Stevens Creek Quarry, Inc  
12100 Stevens Canyon Road  
Cupertino, Ca 95014

**Re: Demolition and removal of Sand and Gravel Processing Equipment located at Stevens Creek Quarry, Cupertino, Ca.**

Mr. Voss,

We are pleased to offer the following quotation for the demo and removal of the following process equipment.

Salvage and remove the jaw crusher located at the primary crusher location. Salvage and remove the various screens. Salvage and remove mud screen machinery. Demo and remove the crusher structure with conveyors and other pipelines and all metal at this site.

There is approx. 400 tons of metal other than the salvage machinery. The machinery would be credited on a salvage value of \$425,000. The scrap would be valued at 400 tons at \$140 for a credit of \$56,000.

Break and remove rebar from concrete slab under crusher, conveyor bents, and screens. Leave broken 2 x3' concrete for disposal by recycle. There is no value to the broken concrete.

There would be total credit value to SCQ of \$537,000. The cost to do the above work would be \$42,500 for the scrap work, \$75,000 for the equipment removal, and \$18,750 for the concrete breaking.

Salvage and remove the concrete recycle plant. The plant is mostly portable and would be worth approx. \$250,000 for the equipment on a used market basis. The excess metal structures would be 200 tons at \$140 per ton for a value of \$28,000. The cost to remove would be \$30,000.

The equipment and salvage metal would be removed within 90 days and we would leave the site with no holes or steep slopes. Dirt berms would be left on any drop off areas. The job would be done under MSHA, Cal Osha, and SCQ work and safety rules. Certificates of Insurance for Auto, Liability, and Workman Compensation would be issued prior to starting work.

We have been a licensed contractor doing Industrial Demolition in California since December 1985 and have done numerous demo jobs, including complete demo of gravel and cement plants. We have worked for the following companies;

Cemex at the cement plant at Davenport, gravel plant at Rancho Cordova, and the Sand plant at Felton

Hanson Cement at Cupertino

Hanson Sand and Gravel at Clayton

TXI / Riverside cement at Oro Grande

Cal Portland cement at Mojave plant and at the Colton plant

We will provide contact name and numbers of the various project managers as necessary for reference.

Let me know if I can answer any questions on the above quotation.

Sincerely,        Jack Bankhead / owner  
Bankhead Equipment

**BENCHMARK**  
RESOURCES

2515 East Bidwell Street  
Folsom, California 95630  
P: 916.983.9193 | F: 916.983.9194

*[www.benchmarkresources.net](http://www.benchmarkresources.net)*