

Report #23:  
Stanford University

Stanford University  
No-Net-New-Commute-Trips  
Compliance Monitoring Program  
Annual Report 2023

For  
County of Santa Clara

**Table of Contents**

<b>1</b>	<b>INTRODUCTION</b>	<b>1</b>
	Task 1.0: Traffic Monitoring Data Collection Methodology	1
	Task 1.1: Machine Cordon Line Traffic Counts	1
	Task 1.2: Parking Lot Driveway Counts	7
	Task 1.3: Parking Permit Scanning/Count	9
	Task 1.4: License Plate Survey	9
	Task 2.0: Traffic Monitoring Data Analysis	10
	Task 2.1: Daily Cordon Count Spreadsheets	10
	Task 2.2: Daily Parking Spreadsheets	10
	Task 2.3: Adjustments for Parking and Cut-Through Vehicles	10
<b>2</b>	<b>INBOUND AM TRAFFIC</b>	<b>15</b>
<b>3</b>	<b>OUTBOUND PM TRAFFIC</b>	<b>16</b>
<b>4</b>	<b>CONCLUSION</b>	<b>17</b>
<b>5</b>	<b>SUMMARY AND COMPARISON OF PREVIOUS REPORTS</b>	<b>18</b>
5.1	Traffic Baseline Report	21
5.1.1	Stanford University No-Net-New-Commute-Trips Compliance Monitoring Program Report – 2001 GUP Baseline	21
5.1.2	Stanford University No-Net-New-Commute-Trips Compliance Monitoring Program Report – 2002 Monitoring Report #1	22
5.1.3	Stanford University No-Net-New-Commute-Trips Compliance Monitoring Program Report – 2003 Monitoring Report #2	24
5.1.4	Stanford University No-Net-New-Commute-Trips Compliance Monitoring Program Report – 2004 Monitoring Report #3	25
5.1.5	Stanford University No-Net-New-Commute-Trips Compliance Monitoring Program Report – 2005 Monitoring Report #4	26
5.1.6	Stanford University No-Net-New-Commute-Trips Compliance Monitoring Program Report – 2006 Monitoring Report #5	28
5.1.7	Stanford University No-Net-New-Commute-Trips Compliance Monitoring Program Report – 2007 Monitoring Report #6	29
5.1.8	Stanford University No-Net-New-Commute-Trips Compliance Monitoring Program Report – 2008 Monitoring Report #7	30
5.1.9	Stanford University No-Net-New-Commute-Trips Compliance Monitoring Program Report – 2009 Monitoring Report #8	31
5.1.10	Stanford University No-Net-New-Commute-Trips Compliance Monitoring Program Report – 2010 Monitoring Report #9	32
5.1.11	Stanford University No-Net-New-Commute-Trips Compliance Monitoring Program Report – 2011 Monitoring Report #10	33
5.1.12	Stanford University No-Net-New-Commute-Trips Compliance Monitoring Program Report – 2012 Monitoring Report #11	35
5.1.13	Stanford University No-Net-New-Commute-Trips Compliance Monitoring Program Report – 2013 Monitoring Report #12	37
5.1.14	Stanford University No-Net-New-Commute-Trips Compliance Monitoring Program Report –	

	2014 Monitoring Report #13 .....	39
5.1.15	Stanford University No-Net-New-Commute-Trips Compliance Monitoring Program Report – 2015 Monitoring Report #14 .....	41
5.1.16	Stanford University No-Net-New-Commute-Trips Compliance Monitoring Program Report – 2016 Monitoring Report #15 .....	42
5.1.17	Stanford University No-Net-New-Commute-Trips Compliance Monitoring Program Report – 2017 Monitoring Report #16 .....	43
5.1.18	Stanford University No-Net-New-Commute-Trips Compliance Monitoring Program Report – 2018 Monitoring Report #17 .....	44
5.1.19	Stanford University No-Net-New-Commute-Trips Compliance Monitoring Program Report – 2019 Monitoring Report #19 (formerly 18) .....	45
5.1.20	Stanford University No-Net-New-Commute-Trips Compliance Monitoring Program Report – 2020 Monitoring Report #20 .....	46
5.1.21	Stanford University No-Net-New-Commute-Trips Compliance Monitoring Program Report – 2021 Monitoring Report #21 .....	47
5.1.22	Stanford University No-Net-New-Commute-Trips Compliance Monitoring Program Report – 2022 Monitoring Report #22 .....	49
5.1.23	Stanford University No-Net-New-Commute-Trips Compliance Monitoring Program Report – 2023 Monitoring Report #23 .....	50

## Appendices

---

Appendix A	Detailed Daily Cordon Counts
Appendix B	Detailed Daily Parking Lot Counts
Appendix C	Peak-Hour Cordon Traffic Counts
Appendix D	Peak-Hour Parking Lot Driveway Counts
Appendix E	Cut-Through Traffic Data
Appendix F	Parking Lot Permit Data

## List of Figures

---

Figure 1	Daily Machine Cordon Count Locations .....	2
Figure 2	Daily Machine Cordon Count Locations .....	3
Figure 3	Driveway and Parking Count Locations.....	8
Figure 4	2023 AM Peak-Hour Adjusted Traffic Counts.....	15
Figure 5	2023 PM Peak-Hour Adjusted Traffic Counts.....	16
Figure 6	Peak-Hour (AM and PM) Traffic Volume Trends (Raw Traffic Data) 2001- 2023.....	20
Figure 7	Peak-Hour (AM and PM) Traffic Volume Trends (Adjusted Traffic Data) 2001- 2023 .....	21

## List of Tables

---

<a href="#">Table 1</a>	<a href="#">2023 Raw Peak Hour Traffic Count Summary</a> .....	5
<a href="#">Table 2</a>	<a href="#">2023 Adjusted Peak Hour Traffic Totals</a> .....	11
<a href="#">Table 3</a>	<a href="#">2001 Baseline Adjusted Traffic Totals</a> .....	13
<a href="#">Table 4</a>	<a href="#">2023 Monitoring Comparison to Baseline</a> .....	17

## List of Acronyms and Abbreviations

---

CAM	Center for Academic Medicine
County	County of Santa Clara
EIR	Environmental Impact Report
GUP	General Use Permit

## FOREWORD FROM THE COUNTY OF SANTA CLARA PLANNING OFFICE

### Background

The purpose of this report is to determine the volumes of traffic entering and exiting the Stanford campus during the inbound AM commute peak hour and the outbound PM commute peak hour, respectively, and compare them to a traffic baseline. This comparison is performed on an annual basis in the spring and the fall of each year. The requirements for establishing the traffic baseline and performing annual comparisons to the baseline are contained in the December 2000 Stanford Community Plan, General Use Permit (GUP), and their Environmental Impact Report (EIR). These documents can be reviewed at the County of Santa Clara (County) website or at the County Planning Office. Essentially, Stanford is required to attain a No-Net-New-Commute-Trips standard, as defined in the 2000 GUP and EIR.

### The Process

Following the adoption of the GUP by the County Board of Supervisors in December 2000, the County Planning Office selected AECOM to conduct the monitoring process outlined in the conditions of approval. Because of the type of data to be collected (particularly license plate numbers), the data could not be collected until after the start of daylight saving time in the spring of 2001. The data collection involved three 2-week intervals in the spring and one 2-week interval in the fall of 2001, for a total of 8 weeks of count data.

Condition of Approval G.7. in the 2000 GUP outlines the process for establishing the baseline counts and for continuing monitoring in subsequent years. The approved process is summarized as follows:

- Weekday peak-hour traffic is counted at least three times per year for a 2-week interval each time. The established methodology dictates that 8 weeks of counts be averaged to show the annual traffic level.
- All counts are recorded at 16 campus entry and exit points, which form a cordon around the campus.
- License plate numbers are recorded for each vehicle entering and exiting; these data are used to determine the volume of non-campus traffic that crosses the cordon.
- Cordon volumes are adjusted to account for parking lots within the cordon used by hospital-affiliated vehicles (these volumes are subtracted from the cordon line counts) and parking lots outside the cordon used by University-affiliated vehicles (these volumes are added to the cordon line counts).
- Based on the cordon line counts, a peak hour is then established for the campus, adjusted for cut-through traffic and parking.

Condition of Approval G.6. in the 2000 GUP defines the peak commute directions as entering the campus in the morning peak commute hour and leaving the campus in the evening commute hour. The peak AM and PM commute hours are defined as the 1-hour intervals of time with the highest volume of traffic between 7 AM and 9 AM and between 4 PM and 6 PM, respectively, as defined by the counts. Therefore, the two peak hours are considered to be independent events. For example, an increase in AM peak traffic beyond the one percent trigger for two out of three years would trigger the additional elements of the monitoring program without a change, or even a decrease, in PM peak traffic. Also, an increase exceeding the baseline threshold during one year in the AM and an increase exceeding the baseline threshold in the PM for the following year would not trigger additional mitigation. Detailed information on the count results for each year from 2001 to the present is shown in the Summary and Comparison of Previous Reports section of this report.

**County Planning Office Project Management**

Jacqueline Onciano, Director, Department of Planning and Development  
Leza Mikhail, Deputy Director of Planning and Development, Planning Services  
Charu Ahluwalia, Senior Planner, Stanford University Environmental Mitigation Monitoring and Reporting Program

**AECOM**

Lilia C. Scott, Project Manager  
Katherine Lee, Planner  
Mary Nooristani, Planner

**Stanford Coordination Contact**

Lesley Lowe, AICP, CTP  
Diana O'Dell, Director, Stanford Land Use Planning

**Contact Information**

For further information regarding this document or other Stanford University Community Plan and General Uses Permit policy issues, contact the County Planning Office by phone or visit our website.

**PHONE:** (408) 299-5770

**WEBSITE:** <https://plandev.sccgov.org/policies-programs/stanford-university>



## 1 INTRODUCTION

This report presents the annual traffic and parking data collected at Stanford University by AECOM during the 2023 monitoring interval. This is the second, and annual, report of the calendar year presenting both the spring and the fall data. The monitoring program methodology dictates that traffic volumes be collected for six weeks during the spring of each year and two weeks during the fall of each year. The data include vehicle counts at all access points to the campus and parking lots. Parking lot counts and cut-through percentages are used to adjust the raw traffic counts to determine the total amount of peak-hour traffic generated by Stanford University. The parking data provide information on the quantity of campus traffic that parked outside of the count area (added to the cordon counts) and hospital traffic parking inside the count area (subtracted from the cordon counts). License plate survey results were used to calculate the amount of traffic that cuts through the campus and is not considered University-generated traffic. The originally established data collection methodologies, and revisions made to them, are described in greater detail in Task 1 of this report. A description of the data analysis procedures is presented in Task 2 of this report.

Condition G.7.a. of the 2000 General Use Permit (GUP) requires that traffic counts be performed a minimum of three times per year, for an interval of two weeks each time. Since 2003, the established methodology for the traffic monitoring program is six weeks in the spring and two weeks in the fall, for a total of eight weeks of count data.<sup>1</sup>

### Task 1.0: Traffic Monitoring Data Collection Methodology

The collection of the traffic data is foundational to the traffic monitoring program. This section describes each step of collecting that data.

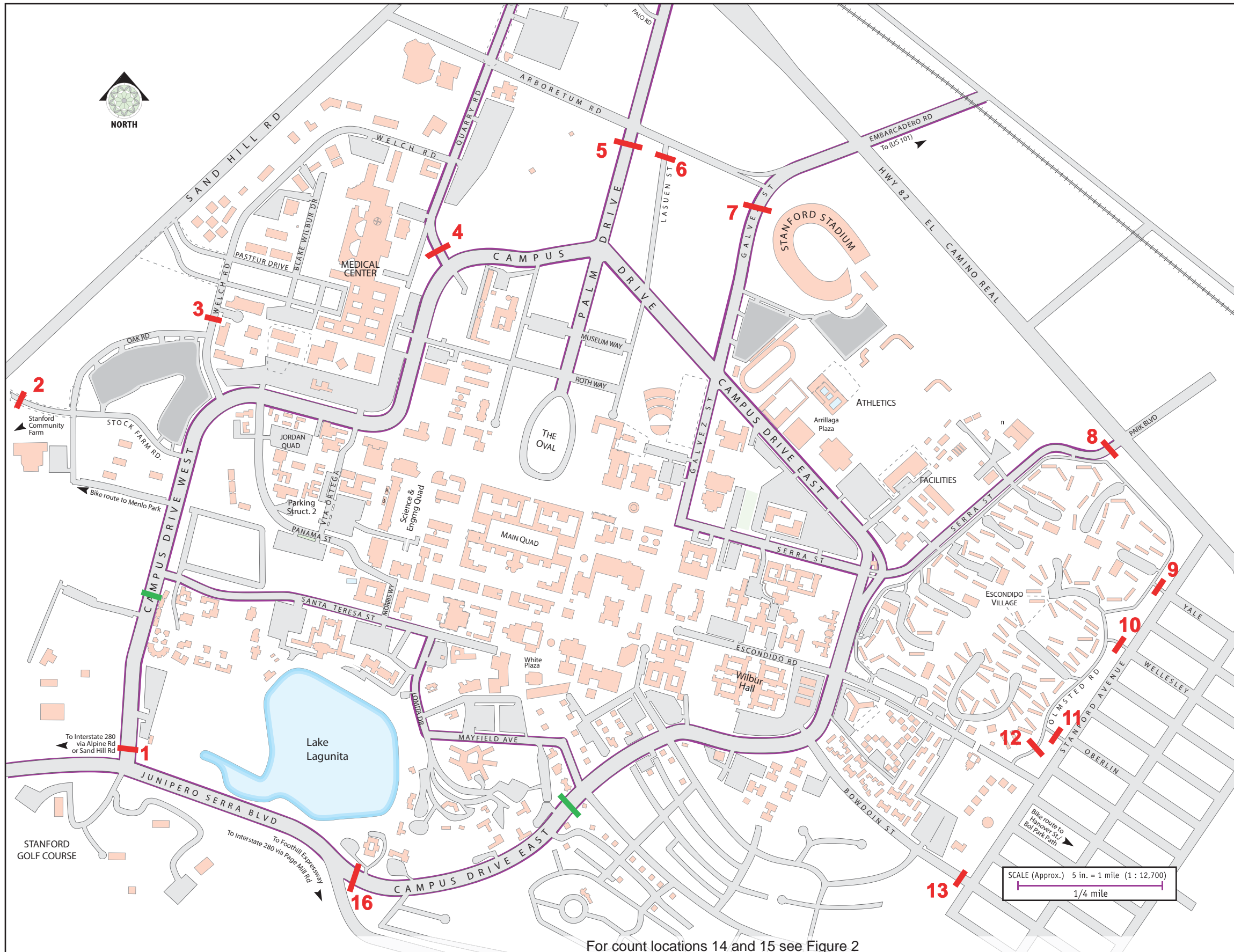
### Task 1.1: Machine Cordon Line Traffic Counts

Directional traffic counts are collected at Stanford University for eight weeks each calendar year on each of the 16 roadways that provide access to and from the campus. The locations of the 16 cordon counts are listed below and shown graphically in Figure 1 and Figure 2.

1. Campus Drive West, north of Junipero Serra Boulevard
2. Stock Farm Road, east of Sand Hill Road
3. Welch Road, north of Oak Road
4. Quarry Road, north of Campus Drive West
5. Palm Drive, south of Arboretum Road
6. Lasuen Street, south of Arboretum Road (a one-way street since 2012)
7. Galvez Street, south of Arboretum Road
8. Serra Street, southwest of El Camino Real
9. Yale Street, west of Stanford Avenue
10. Wellesley Street, west of Stanford Avenue
11. Oberlin Street, west of Stanford Avenue
12. Olmsted Road, north of Escondido Road
13. Bowdoin Street, west of Stanford Avenue
14. Raimundo Way, west of Stanford Avenue
15. Santa Maria Avenue, north of Junipero Serra Boulevard
16. Campus Drive East, east of Junipero Serra Boulevard

---

<sup>1</sup> With the exception of a brief deviation, and adjustment in data collection, during the COVID-19 pandemic and associated shut downs in 2020 and 2021.

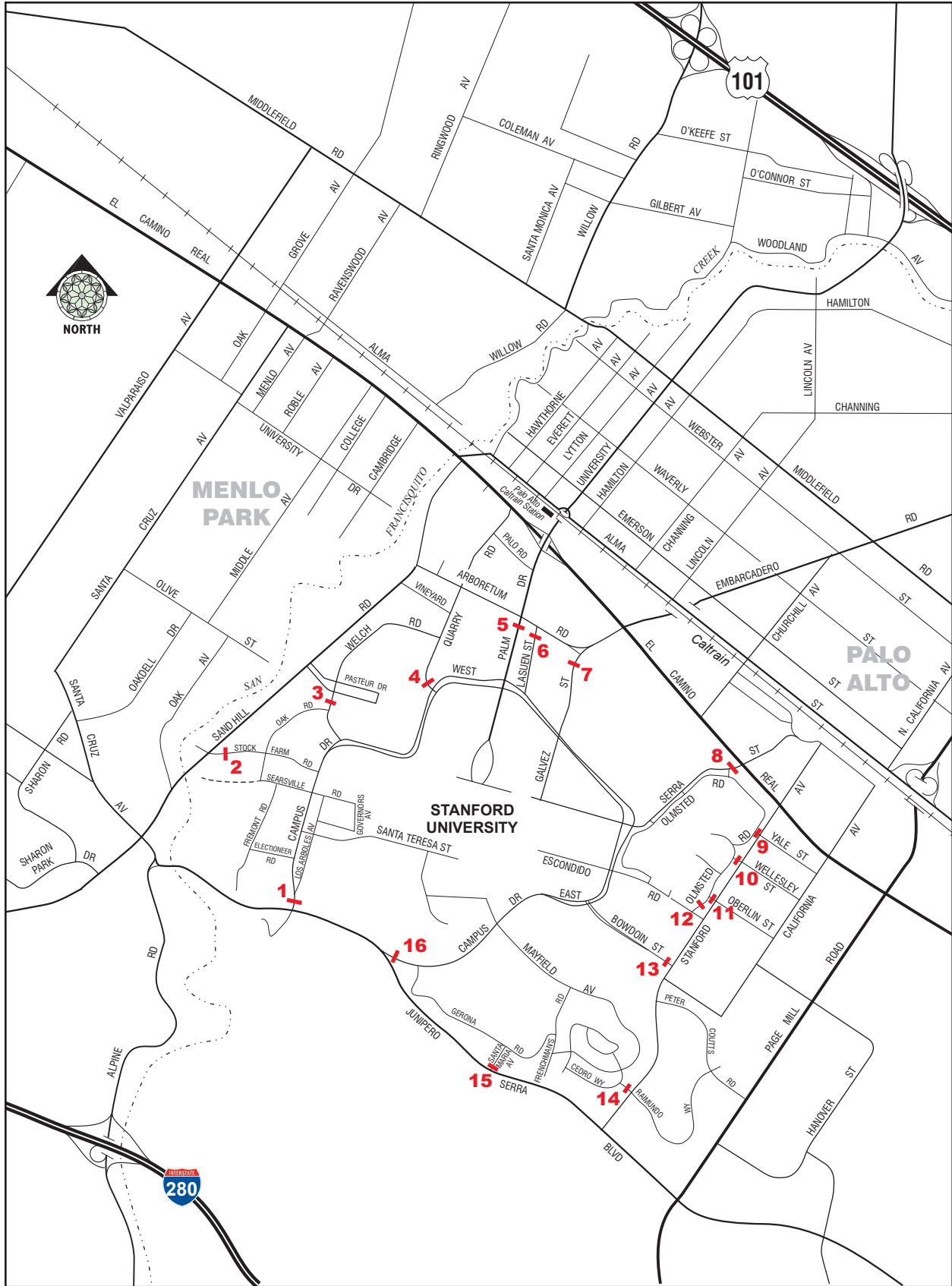


- ### Cordon Count Locations
1. Campus Drive West north of Junipero Serra Blvd.
  2. Stock Farm Road east of Sand Hill Road
  3. Welch Road north of Oak Road
  4. Quarry Road north of Campus Drive
  5. Palm Drive south of Arboretum Road
  6. Lasuen Street south of Arboretum Road
  7. Galvez Street south of Arboretum Road
  8. Serra Street southwest of El Camino Real
  9. Yale Street west of Stanford Avenue
  10. Wellesley Street west of Stanford Avenue
  11. Oberlin Street west of Stanford Avenue
  12. Olmsted Road north of Escondido Road
  13. Bowdoin west of Stanford Avenue
  14. Raimundo west of Stanford Avenue
  15. Santa Maria Avenue north of Junipero Serra Blvd.
  16. Campus Drive East east of Junipero Serra Blvd.

**NOTES**

- License plate survey for Location 1 and Location 16 shifted for more accurate recording. Cordon tube counts continued at campus boundary.
- Escondido Drive no longer continuous street from Campus Drive East to Stanford Avenue.
- Lasuen Street has been converted into one-way northbound roadway from Campus Drive to Arboretum Road.

For count locations 14 and 15 see Figure 2



06/15/12

STANFORD UNIVERSITY TRAFFIC MONITORING REPORT

**Figure 2**  
**DAILY MACHINE CORDON COUNT LOCATIONS**

The detailed traffic counts at the 16 cordon locations during the six weeks of counts conducted in 2023 are presented in Appendix A and are summarized in Table 1. Table 1 shows the AM inbound and PM outbound peak-hour volumes for each traffic-monitoring day. As indicated in Table 1, the AM peak hour in 2023 most-frequently occurred from 8:00 to 9:00, which is consistent with historical trends. The PM peak hour most frequently occurred from 5:00 to 6:00, which is also consistent with historical patterns. The peak commute times appears to have returned to normal since the previous shifts due to the pandemic.

**Table 1 2023 Raw Traffic Count Summary**

Date	AM Inbound			PM Outbound		
	Weather	Volume	Period	Weather	Volume	Period
<b>Week 1</b>						
April 17, 2023	Cloudy	3,129	7:45 to 8:45	Partly Cloudy	3,414	5:00 to 6:00
April 18, 2023	Fair	3,124	8:00 to 9:00	Fair	3,758	5:00 to 6:00
April 19, 2023	Fair	3,511	8:00 to 9:00	Fair	3,926	5:00 to 6:00
April 20, 2023	Fair	3,599	8:00 to 9:00	Fair	3,755	5:00 to 6:00
April 21, 2023	Fair	3,224	8:00 to 9:00	Mostly Cloudy	3,564	5:00 to 6:00
<b>Week 2</b>						
April 24, 2023	Mostly Cloudy	3,383	8:00 to 9:00	Fair	3,621	5:00 to 6:00
April 25, 2023	Partly Cloudy	3,714	8:00 to 9:00	Fair	3,807	4:30 to 5:30
April 26, 2023	Partly Cloudy	3,638	8:00 to 9:00	Fair	3,818	4:30 to 5:30
April 27, 2023	Mostly Cloudy	3,487	8:00 to 9:00	Partly Cloudy	3,766	5:00 to 6:00
April 28, 2023	Fair	3,345	8:00 to 9:00	Mostly Cloudy	3,612	4:30 to 5:30
<b>Week 3</b>						
May 1, 2023	Cloudy	3,549	8:00 to 9:00	Mostly Cloudy	3,749	5:00 to 6:00
May 2, 2023	Light Rain	3,686	8:00 to 9:00	Mostly Cloudy	3,972	5:00 to 6:00
May 3, 2023	Cloudy	3,657	8:00 to 9:00	Cloudy	3,971	5:00 to 6:00
May 4, 2023	Mostly Cloudy	3,681	8:00 to 9:00	Light Rain	3,941	5:00 to 6:00
May 5, 2023	Cloudy	3,242	8:00 to 9:00	Cloudy	3,943	5:00 to 6:00
<b>Week 4</b>						
May 8, 2023	Mostly Cloudy	3,419	8:00 to 9:00	Partly Cloudy	3,710	5:00 to 6:00
May 9, 2023	Mostly Cloudy	3,635	8:00 to 9:00	Partly Cloudy	4,056	4:45 to 5:45
May 10, 2023	Cloudy	3,666	8:00 to 9:00	Fair	3,947	4:45 to 5:45
May 11, 2023	Cloudy	3,587	8:00 to 9:00	Fair	3,902	5:00 to 6:00
May 12, 2023	Cloudy	3,157	7:45 to 8:45	Fair	3,992	4:45 to 5:45
<b>Week 5</b>						
May 15, 2023	Cloudy	3,270	7:45 to 8:45	Fair	3,572	5:00 to 6:00
May 16, 2023	Cloudy	3,483	8:00 to 9:00	Fair	3,952	4:45 to 5:45
May 17, 2023	Cloudy	3,664	8:00 to 9:00	Fair	4,118	4:45 to 5:45
May 18, 2023	Cloudy	3,576	8:00 to 9:00	Fair	4,079	4:45 to 5:45
May 19, 2023	Cloudy	3,125	8:00 to 9:00	Fair	3,891	5:00 to 6:00
<b>Week 6</b>						
May 22, 2023	Cloudy	3,371	8:00 to 9:00	Fair	3,605	5:00 to 6:00
May 23, 2023	Mostly Cloudy	3,679	8:00 to 9:00	Fair	4,123	4:30 to 5:30
May 24, 2023	Mostly Cloudy	3,550	8:00 to 9:00	Fair	3,975	4:45 to 5:45
May 25, 2023	Cloudy	3,558	8:00 to 9:00	Fair	3,994	5:00 to 6:00
May 26, 2023	Mostly Cloudy	3,003	8:00 to 9:00	Fair	3,533	4:45 to 5:45
<b>Week 7</b>						
October 16, 2023	Fair	3,325	8:00 to 9:00	Fair	3,651	5:00 to 6:00
October 17, 2023	Cloudy	3,560	8:00 to 9:00	Fair	4,162	5:00 to 6:00
October 18, 2023	Fair	3,599	8:00 to 9:00	Fair	4,103	4:45 to 5:45



*2023 Annual Stanford University No-Net-New-Commute-Trips Compliance Monitoring Program Report  
Report #23, Data Collected from April 18-May 24, 2023 and October 16-27, 2023*

October 19, 2023	Fair	3,832	8:00 to 9:00	Fair	4,407	4:30 to 5:30
October 20, 2023	Mostly Cloudy	3,661	8:00 to 9:00	Fair	4,787	5:00 to 6:00
<b>Week 7</b>						
October 23, 2023	Partly Cloudy	3,326	8:00 to 9:00	Fair	3,890	4:45 to 5:45
October 24, 2023	Mist	3,717	8:00 to 9:00	Fair	4,147	5:00 to 6:00
October 25, 2023	Partly Cloudy	3,639	8:00 to 9:00	Mostly Cloudy	4,090	4:45 to 5:45
October 26, 2023	Fair	3,550	8:00 to 9:00	Partly Cloudy	4,094	5:00 to 6:00
October 27, 2023	Fair	3,418	8:00 to 9:00	Fair	4,153	4:45 to 5:45
<b>Average</b>		<b>3,483</b>			<b>3,914</b>	

Campus activity has largely returned to normal after the COVID-19 pandemic campus shut down which began in March 2020 and continued gradually through the spring of 2021. However, it is likely that more commuters are still working from home than before the pandemic, and commuters may still be wearier of traveling by modes that entail close proximity to other people, such as public transportation and carpooling.

The high and low days in spring and fall are compared with each other. The unadjusted (raw) AM inbound traffic volumes ranged from a low of 3,003 on Friday, May 26, 2023; to a high of 3,832 on Thursday October 19, 2023. The 2023 program found an average AM peak-hour traffic volume of 3,483, which is 85 percent of the pre-pandemic average (4,091) observed between 2001 and 2019. The unadjusted (raw) PM inbound traffic volumes for 2023 ranged from a low of 3,414 on Monday, April 17, 2023; to a high of 4,787 on Friday, October 20, 2023. The 2023 program found an average PM peak-hour traffic volume of 3,914, which is 90 percent of the average volume (4,355) for the 19 years before the pandemic.

### **Task 1.2: Parking Lot Driveway Counts**

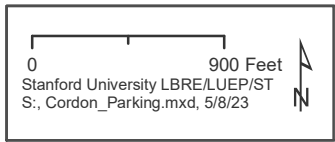
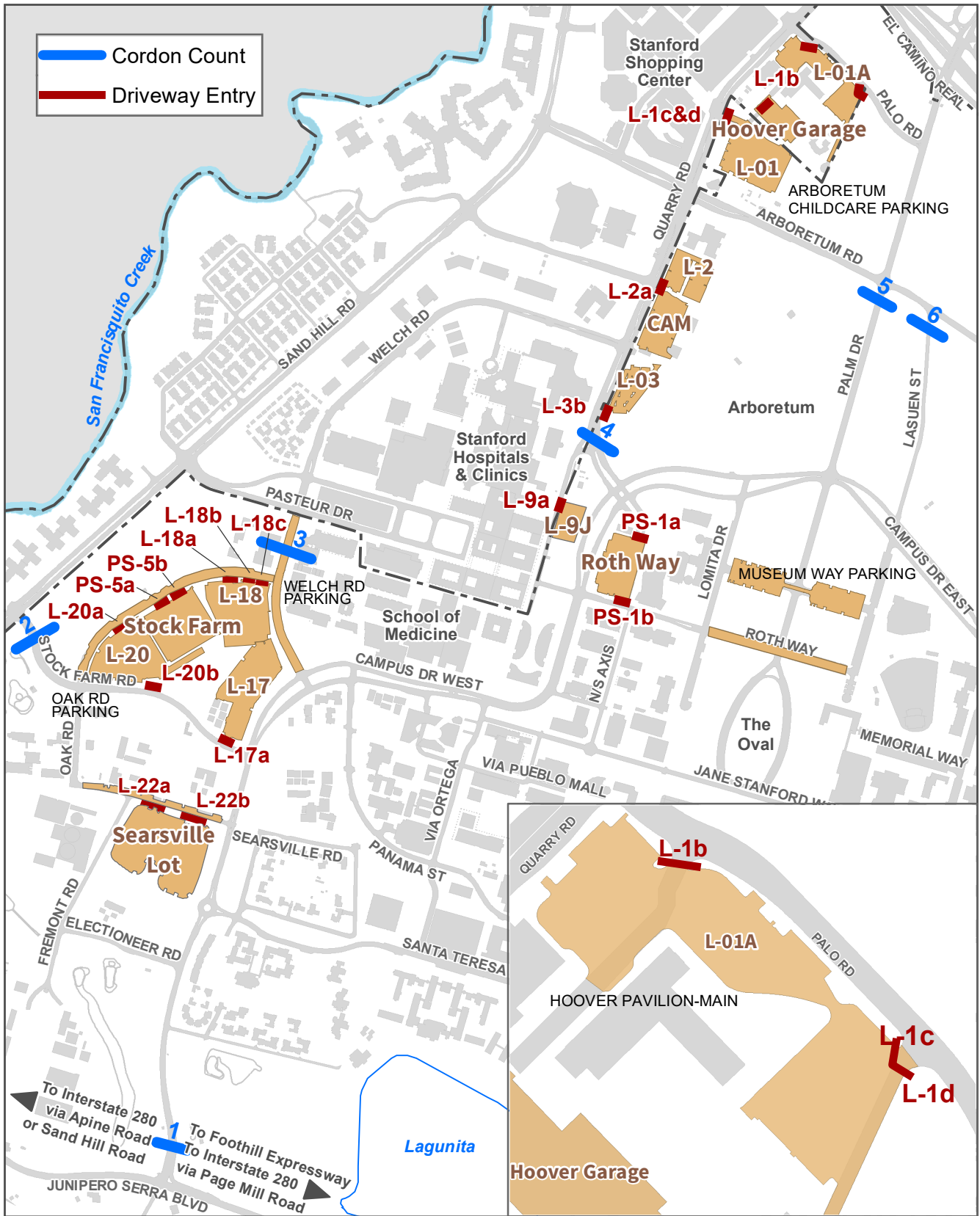
The number and location of the parking facilities on campus fluctuate from year to year due to ongoing construction and shifts in land uses campus-wide. Off campus, where both university- and hospital-affiliated cars park and university-affiliated cars are accounted for and added to the monitoring total, the following parking facilities were in use in 2023:

- L-1 – Rectangle Lot adjacent to PS-9
- L-1A – “n”-shaped lot around the medical plaza by Quarry Road and Palo Road
- Arboretum/Childcare -- on-street parking adjacent to L-1A (this driveway was closed in fall 2023)
- PS-9 – Hoover Pavilion garage (parking structure)
- L-2 – Quarry/Vineyard Lot adjacent to the Center for Academic Medicine (CAM) garage
- CAM – CAM garage (parking structure)
- L-3 – Lot off Quarry Road south of the CAM garage

Inside the cordon, where hospital cars are accounted for and subtracted from the total, the following parking facilities are in use:

- L-17 – near PS-5 with access from Stock Farm Road
- L-18 – near PS-5 with access from Oak Road
- L-20 – near PS-5 with access from Oak and Stock Farm Roads
- L-22 – Searsville parking lot
- Searsville Road – on street parking
- L-9J – next to the hospital, inside the cordon but accommodating only hospital cars
- PS-1 – Roth Way garage (parking structure)
- Museum lots and on-street parking near the museum
- Roth Way on-street parking – a parallel roadway to the museum lots
- PS-5 – Stock Farm garage (parking structure)
- Oak and Welch on-street parking – along the roadway adjacent to L-17 and L-18

Where possible, both tube counts and parking permit scanning by truck have been used at these locations to determine the peak-hour volumes and the proportions of those volumes that are campus or hospital traffic. Appendix B includes the detailed tube count sheets for the driveway traffic at these facilities. The truck scans are described in Appendix F. The driveway count locations are presented in Figure 3.



Driveway and Parking Count Locations

Figure 3.



### **Task 1.3: Parking Permit Scanning/Count**

This task determines which cars in the parking facilities are affiliated with the University and which are affiliated with Stanford Hospital. Whenever the affiliation of a vehicle is not obvious, the vehicle is assumed to be parked in its designated area; that is, vehicles parked inside the cordon are assumed to be campus-affiliated, and vehicles parked outside the cordon are assumed to be hospital-affiliated. The data is collected four times per day: at 7 AM, 8:30 AM, 4 PM and 5:30 PM. This step involves two data sources: 1) the percentage of Hospital or University affiliated vehicles, and 2) the total cars entering that facility during the peak AM and PM peak hours.

For the percentage of Hospital and University affiliated vehicles, this scan was originally done manually, with staff tabulating the Stanford-provided multicolored windshield stickers for each parking facility, how many vehicles had hospital stickers, how many had university stickers, and how many had unrecognizable or no stickers, based on the color and type of sticker shown. In 2018, Stanford changed their parking permit system to be based on license plate registration rather than the multicolored stickers. It was therefore necessary to engage Stanford staff, with monitoring program staff observing to provide proper monitoring oversight, to scan the license plates using trucks with computers. The current system may use fewer staff hours, but staffing requires Stanford's involvement. Stanford should not be directly involved in the monitoring program; thus, program staff must observe Stanford staff as they engage in these efforts, and monitoring program staff must be "supervisor" level or above.

Tube counts were not available or possible at some locations, including the museum lots; on-street parking along Searsville Road; Oak Road, between Stock Farm Road and Welch Road; and Welch Road, between Campus Drive West and the cordon station just north of Oak Road. Specifically, it is not possible for tube counts to distinguish between parked cars and cars just driving on the roadway near on-street parking; fine-grained traffic flows cannot be determined (such as the exact moment that the cars enter the facility to park). For this reason, the monitoring program instead uses the tabulations from the permit scanning four times per day to determine the total number of parked cars for this adjustment. The raw numbers from each scan are compared with each other (7 AM is compared with 8:30 AM to determine the number of cars by affiliation parking during the AM peak hour; and 4 PM is compared with 5:30 PM to determine the number of cars by affiliation parking during the PM peak hour). Appendix F displays these numbers.

### **Task 1.4: License Plate Survey**

The purpose of the license plate survey is to identify vehicles that are only passing through the Stanford campus and not beginning or ending their trip on campus. License plate numbers are recorded for vehicles entering and leaving each cordon location. Vehicles that enter the cordon and leave through any gateway (other than the same one where they entered) within an interval of 20 minutes are considered to be "cut-through" vehicles. Surveys are performed one day each week for the AM and PM commute times. The 2023 license plate matching process showed that the average AM and PM cut-through percentages were 14.3 percent and 16.3 percent, respectively. These average percentages are used to adjust their respective vehicle counts.

Given the increased prevalence of travel using a Transportation Network Company such as Uber or Lyft, since they came into existence, this methodology was examined to determine if it should be modified to better reflect current transportation and commute patterns. These vehicles may not be in fact "cutting through" and instead they could be dropping off passengers (thus, adding cars to the road to accommodate Stanford campus commuters). Appendix E displays the raw data. AECOM conducted an analysis, including recommendations for going forward; this was included as an appendix in the 2021 report, and the program has plans to follow up with an analysis of this as a future Appendix.

## **Task 2.0: Traffic Monitoring Data Analysis**

### **Task 2.1: Daily Cordon Count Spreadsheets**

The first step of the data analysis task is to enter the raw cordon count numbers into spreadsheets. Two spreadsheets—one for the inbound AM peak hours and one for the outbound PM peak hours—are created for each weekday that a cordon count was conducted. Each spreadsheet shows the hourly AM inbound and PM outbound vehicles passing all 16 cordon locations during five sets of four 15-minute increments. For the AM peak, the hours are 7:00 to 8:00, 7:15 to 8:15, 7:30 to 8:30, 7:45 to 8:45, and 8:00 to 9:00. For the PM peak, the hours are 4:00 to 5:00, 4:15 to 5:15, 4:30 to 5:30, 4:45 to 5:45, and 5:00 to 6:00. The cordon counts are collected for 8 weeks (6 weeks in the spring and 2 weeks in the fall, comprising all the data presented in the annual report), and there are 80 daily cordon count spreadsheets (40 AM and 40 PM). Appendix C presents these spreadsheets.

### **Task 2.2: Daily Parking Spreadsheets**

The number of vehicles entering and exiting the parking lots and garages in the vicinity of Stanford Medical Center are monitored during the 6-week period in the spring and the 2-week period in the fall. The AM inbound and PM outbound volumes at all lot entrances are entered into spreadsheets for the AM and PM peak hours of each day, as described for the cordon counts in Task 2.1. All daily parking spreadsheets are included in Appendix D.

### **Task 2.3: Adjustments for Parking and Cut-Through Vehicles**

AECOM used the parking counts described in Task 1.2 and Task 1.3 to adjust the raw traffic counts. The parking permit ratios of hospital or campus vehicles are applied to the parking lot AM inbound and PM outbound volumes to adjust the cordon count spreadsheets. Because Lot 1, Lot 1A and the Arboretum/Childcare area<sup>2</sup>, Lot 2, Lot 3, PS-9 (Hoover Pavilion garage), and CAM garage are outside of the cordon boundary, campus-affiliated vehicles parking in these lots are not captured in the cordon count. To add these vehicles to the cordon count, the average percentage of campus-affiliated vehicles in each of these lots is multiplied by the traffic volume (either AM inbound or PM outbound, depending on the peak interval) at each lot entrance (from Task 2.2), and the results are then added to the cordon counts.

Note that the cordon boundary is different than the property boundary for logistical reasons related to placement of the count tubes. As a result, L-3, L-2, and portions of L-1—which are on the Stanford Academic Campus—are actually outside of the cordon.

The approach is reversed for the parking facilities inside the cordon. Lot 17; Lot 18; Lot 20; Lot 9J; the museum lots; on-street parking in the museum area; on-street parking along Oak, Welch, and Roth; PS-1 (Roth Way garage); and PS-5 (Stock Farm garage) are inside the cordon. The monitoring program subtracts hospital-affiliated vehicles parking inside the cordon from the total traffic counts. The percentage of hospital-affiliated vehicles in each lot is determined either by applying the scanned percentage (including campus, hospital, and no-known-affiliation vehicles) to the traffic flows or, alternately, using the raw scanned totals based on the difference between the first scan (at 7 AM or 4 PM) and the second scan (at 8:30 AM or 5:30 PM, respectively).

Table 2 displays a total cordon counts, adjusted for parking lot factors and cut-through traffic, with the average AM inbound and PM outbound traffic volumes and the peak-hour time intervals. Table 3 shows the traffic data collected in the 2001 baseline Stanford Traffic Monitoring Program, including the baseline average and the 90 percent confidence interval.

---

<sup>2</sup> This parking area was closed for a portion of the fall count interval.

**Table 2 2023 Adjusted Traffic Totals**

Date	AM Inbound		PM Outbound	
	Volume	Period	Volume	Period
<b>Week 1</b>				
April 17, 2023	2,592	7:45 to 8:45	2,903	5:00 to 6:00
April 18, 2023	2,591	8:00 to 9:00	2,904	5:00 to 6:00
April 19, 2023	2,582	8:00 to 9:00	2,892	5:00 to 6:00
April 20, 2023	2,585	8:00 to 9:00	2,907	5:00 to 6:00
April 21, 2023	2,597	8:00 to 9:00	2,890	5:00 to 6:00
<b>Week 2</b>				
April 24, 2023	2,776	8:00 to 9:00	3,051	5:00 to 6:00
April 25, 2023	2,784	8:00 to 9:00	3,067	4:30 to 5:30
April 26, 2023	2,810	8:00 to 9:00	3,074	4:30 to 5:30
April 27, 2023	2,802	8:00 to 9:00	3,040	5:00 to 6:00
April 28, 2023	2,802	8:00 to 9:00	3,054	4:30 to 5:30
<b>Week 3</b>				
May 1, 2023	2,881	8:00 to 9:00	3,132	5:00 to 6:00
May 2, 2023	2,899	8:00 to 9:00	3,121	5:00 to 6:00
May 3, 2023	2,888	8:00 to 9:00	3,121	5:00 to 6:00
May 4, 2023	2,888	8:00 to 9:00	3,121	5:00 to 6:00
May 5, 2023	2,909	8:00 to 9:00	3,110	5:00 to 6:00
<b>Week 4</b>				
May 8, 2023	2,792	8:00 to 9:00	3,081	5:00 to 6:00
May 9, 2023	2,768	8:00 to 9:00	3,089	4:45 to 5:45
May 10, 2023	2,785	8:00 to 9:00	3,093	4:45 to 5:45
May 11, 2023	2,773	8:00 to 9:00	3,073	5:00 to 6:00
May 12, 2023	2,786	7:45 to 8:45	3,085	4:45 to 5:45
<b>Week 5</b>				
May 15, 2023	2,653	7:45 to 8:45	2,967	5:00 to 6:00
May 16, 2023	2,661	8:00 to 9:00	2,978	4:45 to 5:45
May 17, 2023	2,661	8:00 to 9:00	2,983	4:45 to 5:45
May 18, 2023	2,657	8:00 to 9:00	2,960	4:45 to 5:45
May 19, 2023	2,666	8:00 to 9:00	2,969	5:00 to 6:00
<b>Week 6</b>				
May 22, 2023	2,746	8:00 to 9:00	3,012	5:00 to 6:00
May 23, 2023	2,723	8:00 to 9:00	2,999	4:30 to 5:30
May 24, 2023	2,722	8:00 to 9:00	3,012	4:45 to 5:45
May 25, 2023	2,736	8:00 to 9:00	3,012	5:00 to 6:00
May 26, 2023	2,764	8:00 to 9:00	2,984	4:45 to 5:45
<b>Week 7</b>				
October 16, 2023	2,690	8:00 to 9:00	3,008	5:00 to 6:00
October 17, 2023	2,698	8:00 to 9:00	3,034	5:00 to 6:00

*2023 Annual Stanford University No-Net-New-Commute-Trips Compliance Monitoring Program Report  
Report #23, Data Collected from April 18-May 24, 2023 and October 16-27, 2023*

	October 18, 2023	2,700	8:00 to 9:00	3,029	4:45 to 5:45
	October 19, 2023	2,674	8:00 to 9:00	3,041	4:30 to 5:30
	October 20, 2023	2,717	8:00 to 9:00	2,999	5:00 to 6:00
Week 8					
	October 23, 2023	2,697	8:00 to 9:00	3,224	4:45 to 5:45
	October 24, 2023	2,671	8:00 to 9:00	3,218	5:00 to 6:00
	October 25, 2023	2,681	8:00 to 9:00	3,228	4:45 to 5:45
	October 26, 2023	2,695	8:00 to 9:00	3,236	5:00 to 6:00
	October 27, 2023	2,709	8:00 to 9:00	3,223	4:45 to 5:45
		2,723		3,062	

**Table 3 2001 Baseline Adjusted Traffic Totals**

Date	AM Inbound		PM Outbound	
	Volume	Hour	Volume	Hour
Week 1				
April 2, 2001	3,036	7:45 to 8:45	3,323	5:00 to 6:00
April 3, 2001	3,059	7:45 to 8:45	3,285	4:45 to 5:45
April 4, 2001	2,884	8:00 to 9:00	3,334	4:45 to 5:45
April 5, 2001	3,000	7:45 to 8:45	3,216	5:00 to 6:00
April 6, 2001	2,610	8:00 to 9:00	3,092	4:45 to 5:45
Week 2				
April 9, 2001	3,265	8:00 to 9:00	3,329	5:00 to 6:00
April 10, 2001	3,141	8:00 to 9:00	3,362	5:00 to 6:00
April 11, 2001	3,107	8:00 to 9:00	3,473	4:45 to 5:45
April 12, 2001	3,081	8:00 to 9:00	3,397	5:00 to 6:00
April 13, 2001	2,973	8:00 to 9:00	3,413	4:45 to 5:45
Week 3				
April 23, 2001	3,285	7:45 to 8:45	3,311	4:30 to 5:30
April 24, 2001	3,322	7:45 to 8:45	3,281	5:00 to 6:00
April 25, 2001	3,186	7:30 to 8:30	3,326	4:45 to 5:45
April 26, 2001	3,129	7:45 to 8:45	3,286	5:00 to 6:00
April 27, 2001	2,723	8:00 to 9:00	3,154	4:45 to 5:45
Week 4				
April 30, 2001	2,502	7:30 to 8:30	2,681	4:15 to 5:15
May 1, 2001	2,826	7:45 to 8:45	2,967	5:00 to 6:00
May 2, 2001	2,742	7:45 to 8:45	2,912	5:00 to 6:00
May 3, 2001	2,632	8:00 to 9:00	2,861	5:00 to 6:00
May 4, 2001	2,595	8:00 to 9:00	2,744	4:45 to 5:45
Week 5				
May 7, 2001	3,604	8:00 to 9:00	3,410	4:45 to 5:45
May 8, 2001	3,559	8:00 to 9:00	3,422	5:00 to 6:00
May 9, 2001	3,455	8:00 to 9:00	3,326	5:00 to 6:00
May 10, 2001	3,478	8:00 to 9:00	3,396	4:45 to 5:45
May 11, 2001	3,393	8:00 to 9:00	3,090	5:00 to 6:00
Week 6				
May 14, 2001	3,479	8:00 to 9:00	3,235	4:45 to 5:45
May 15, 2001	3,756	8:00 to 9:00	3,450	5:00 to 6:00
May 16, 2001	3,830	8:00 to 9:00	3,374	5:00 to 6:00
May 17, 2001	3,533	8:00 to 9:00	3,456	5:00 to 6:00
May 18, 2001	3,246	8:00 to 9:00	3,386	4:45 to 5:45

2023 Annual Stanford University No-Net-New-Commute-Trips Compliance Monitoring Program Report  
 Report #23, Data Collected from April 18-May 24, 2023 and October 16-27, 2023

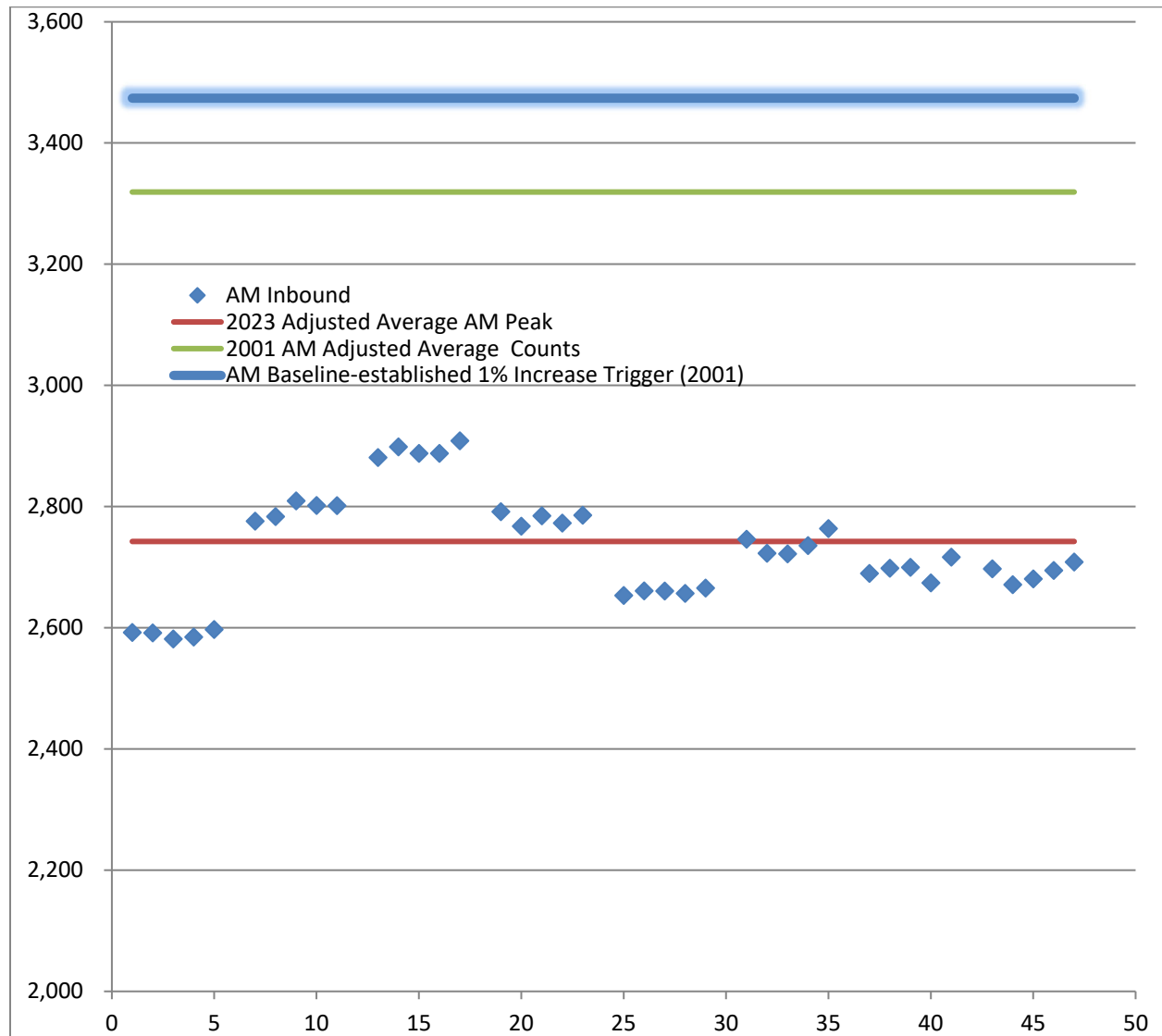
Date	AM Inbound		PM Outbound	
	Volume	Hour	Volume	Hour
Week 7				
October 22, 2001	3,221	8:00 to 9:00	3,505	5:00 to 6:00
October 23, 2001	3,835	8:00 to 9:00	3,805	5:00 to 6:00
October 24, 2001	3,550	8:00 to 9:00	3,959	5:00 to 6:00
October 25, 2001	3,908	7:45 to 8:45	3,991	5:00 to 6:00
October 26, 2001	3,371	8:00 to 9:00	4,072	4:45 to 5:45
Week 8				
October 29, 2001	4,241	8:00 to 9:00	4,115	5:00 to 6:00
October 30, 2001	4,251	8:00 to 9:00	4,217	5:00 to 6:00
October 31, 2001	4,139	8:00 to 9:00	4,394	5:00 to 6:00
November 1, 2001	4,037	8:00 to 9:00	4,193	5:00 to 6:00
November 2, 2001	3,789	7:45 to 8:45	4,277	5:00 to 6:00
<b>Average</b>	<b>3,319</b>		<b>3,446</b>	
<b>90% confidence interval</b>	<b>± 120</b>		<b>± 109</b>	

## 2 INBOUND AM TRAFFIC

The 2001 baseline counts determined that an average of 3,439 or more inbound automobile trips during the AM peak hour would constitute a significant increase in traffic at the 90 percent confidence level of the 2001 baseline counts (3,319 automobile trips).

The 2023 results are compared to the 2001 baseline in Figure 3. The 2023 AM inbound adjusted average is 2,723 vehicles, 82 percent of the adjusted baseline from 2001. Figure 3 graphically displays the 2023 AM inbound adjusted data and compares the daily fluctuations with the 8-week average. The y-axis (vertical) is the number of trips, and the x-axis (horizontal) is the count day when the AECOM team counted the number of cars.

**Figure 3 2023 AM Peak-Hour Adjusted Traffic Counts**

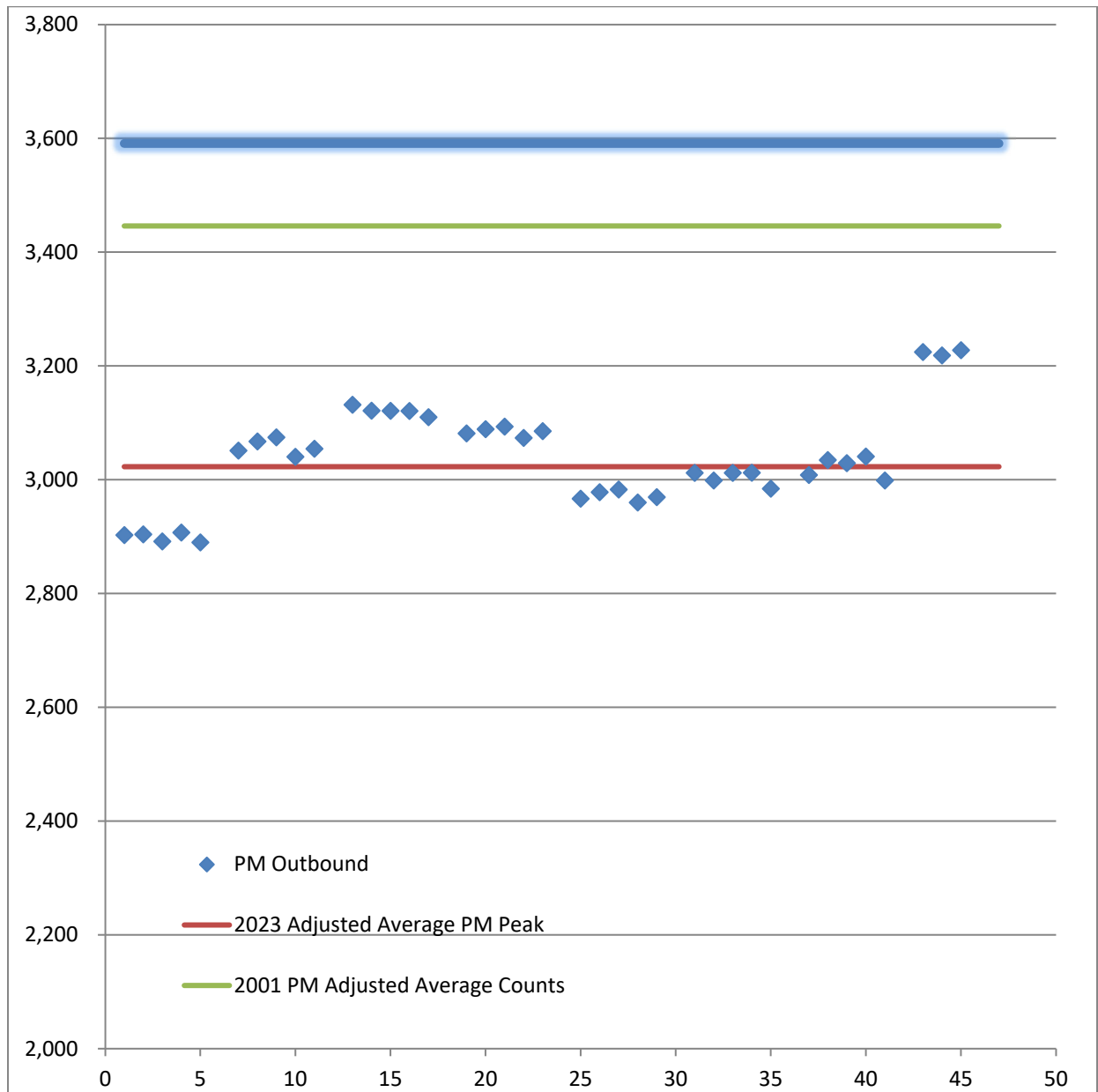


### 3 OUTBOUND PM TRAFFIC

The 2001 baseline counts determined that an average of 3,555 or more outbound vehicles during the PM peak hour would constitute a significant increase in traffic at the 90 percent confidence level of the 2001 baseline count of 3,446 vehicles.

The 2023 results are compared to the 2001 baseline in Figure 4. The 2023 PM inbound adjusted average is 3,062 vehicles, 89 percent of the adjusted baseline from 2001. Figure 4 graphically displays the 2023 PM inbound adjusted data and compares the daily fluctuations with the 8-week average. The y-axis is the number of trips, and the x-axis is the count day when the AECOM team counted the number of cars.

**Figure 4 2023 PM Peak-Hour Adjusted Traffic Counts**





#### 4 CONCLUSION

The 2023 average AM inbound count of 2,723 vehicles is 596 vehicles below the baseline 2001 AM inbound count; 716 vehicles lower than the upper boundary of the 90 percent confidence interval; and 751 vehicles lower than the established one percent trigger. The established one percent increase trigger requirement is not met for the AM peak hour; Stanford has complied with the No-Net-New-Commute-Trips requirements for 2023.

The 2023 PM outbound count of 3,062 vehicles is 384 vehicles below the baseline 2001 PM outbound count; 493 vehicles lower than the upper boundary of the 90 percent confidence interval; and 529 vehicles lower than the established one percent trigger. The established one percent increase trigger requirement is not met for the PM peak hour; Stanford has complied with the No-Net-New-Commute-Trips requirements for 2023.

Table 4 summarizes the comparison between the baseline 2001 counts and the 2023 monitoring counts.

**Table 4 2023 Monitoring Comparison to Baseline**

<b><u>Inbound AM</u></b>	
Adjusted average 2023 counts	2,723
Baseline-established 90% confidence interval (2001)	120
Adjusted average 2001 counts	3,319
Baseline-established significant traffic increase (2001) (+)	3,439
Baseline-established 1% increase trigger (2001)	3,474
Results fall below the 90% confidence interval by	(716)
Results fall below the 1% trigger by	(751)
<b><u>Outbound PM</u></b>	
Adjusted average 2023 counts	3,062
Baseline-established 90% confidence interval (2001)	109
Adjusted average 2001 counts	3,446
Baseline-established significant traffic increase (2001) (+)	3,555
Baseline-established 1% increase trigger (2001)	3,591
Results Fall below the 90% confidence interval by	(493)
Results fall below the 1% trigger by	(529)

## 5 SUMMARY AND COMPARISON OF PREVIOUS REPORTS

The purpose of the Stanford University No-Net-New-Commute-Trips Compliance Monitoring Program is to compare the volume of traffic entering and exiting the Stanford Campus during the weekday inbound AM peak and the outbound PM peak, respectively, to a traffic baseline. This comparison is performed on an annual basis. The requirements for establishing the traffic baseline and performing annual comparisons to the baseline are contained in the December 2000 Stanford Community Plan, GUP, and its Environmental Impact Report (EIR). Stanford University is required to attain a No-Net-New-Commute-Trips standard, as defined in the 2000 GUP and EIR.

Condition of Approval G.7. in the 2000 GUP outlines the process for establishing the baseline counts and for continuing monitoring in subsequent years. The approved process is summarized as follows:

- Weekday peak-hour traffic is counted at least three times per year for a 2-week interval each time. The established methodology dictates that 8 weeks of counts are averaged to show the annual traffic level.
- All counts are recorded at 16 campus entry and exit points, which form a cordon around the campus.
- License plate numbers are recorded for each vehicle entering and exiting to determine the volume of cut-through traffic.
- Cordon volumes are adjusted to account for parking facilities within the cordon used by the hospital (these volumes are subtracted from the cordon line counts) and parking facilities outside the cordon used by the University (these volumes are added to the cordon line counts).<sup>3</sup>
- A peak hour is then established for the campus based on the cordon line counts, adjusted for cut-through traffic and parking.

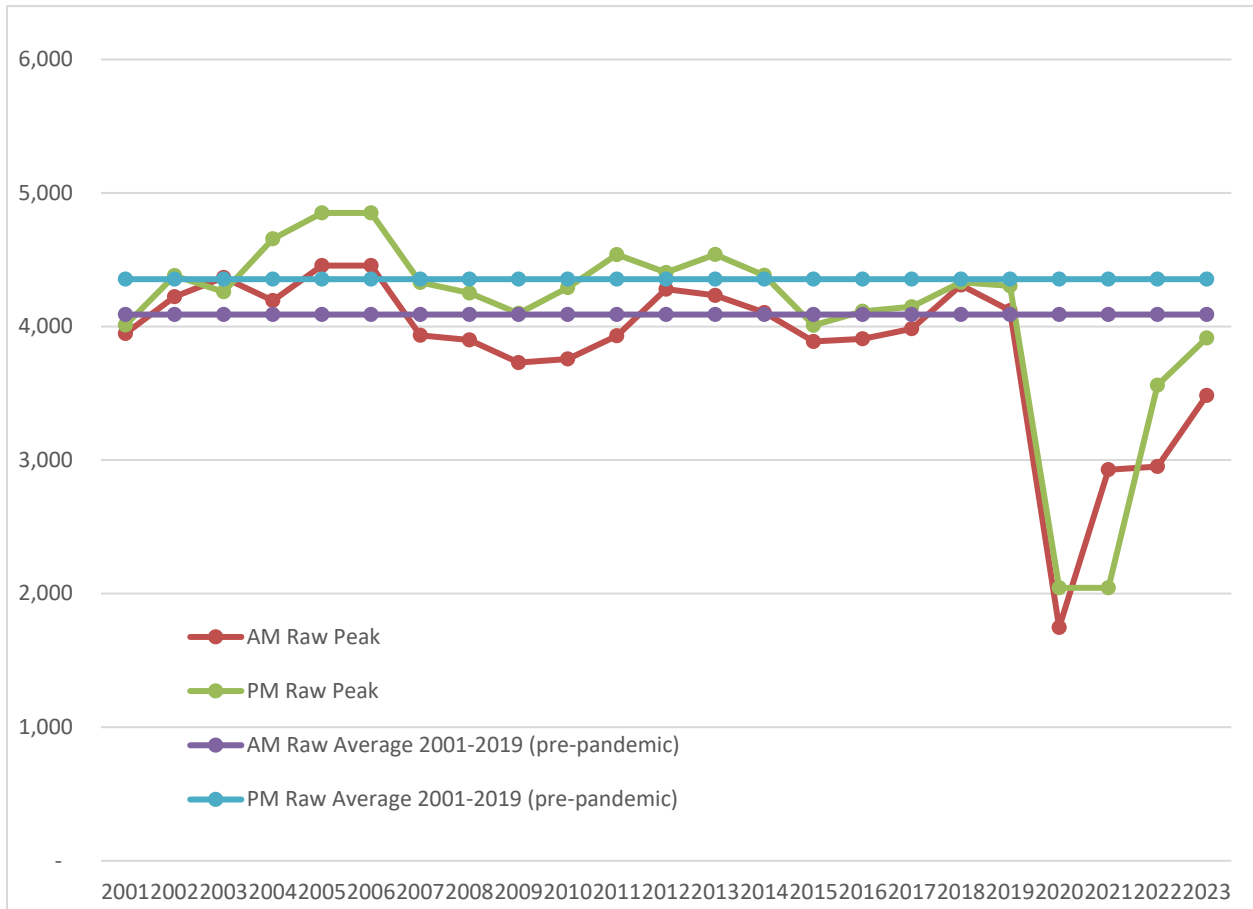
Condition of Approval G.6 in the 2000 GUP defines the peak commute directions as entering the campus in the morning peak commute hour and leaving the campus in the evening commute hour. The peak AM and PM commute hours are defined as the 1-hour intervals with the highest volume of traffic between 7 AM and 9 AM and between 4 PM and 6 PM, respectively, as defined by the counts. Therefore, the two peak hours are considered to be independent events. For example, an increase in AM peak traffic beyond the 1 percent trigger for 2 out of 3 years would trigger the additional elements of the monitoring program without an increase in the PM peak traffic during those same years. Likewise, a significant increase during a single year in the AM and a significant increase in the PM for the following year would not trigger additional mitigation. Detailed information on the count results for each year from 2001 to the present is included later in this section of the report.

These data collection efforts have taken place for more than two decades, creating the opportunity to look for trends over time. Only raw traffic counts were collected in 2020 and spring 2021 due to the COVID-19 pandemic shelter in place order; for this reason, Figure 6 displays the total raw, unadjusted traffic counts for the AM and PM peak hours from 2001 through 2023 for comparison. Figure 7 displays the historical trends in the adjusted data (except for 2020, when data were not collected). The baseline and thresholds are based on adjusted data.

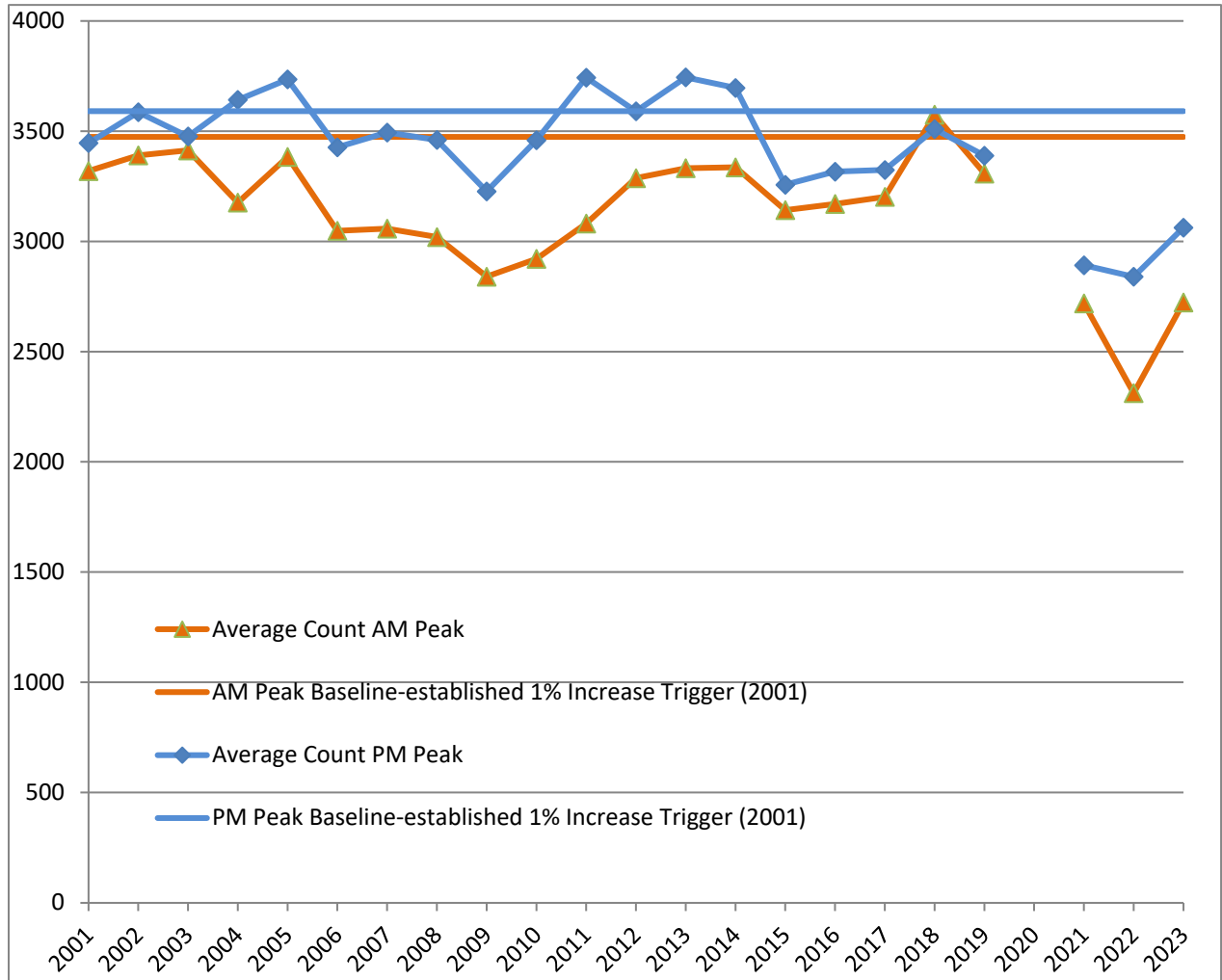
---

<sup>3</sup> This methodology changed during 2018. These data were only available in the spring of 2018. In the fall of 2018, because Stanford's contractor did not deliver the needed data for this portion of the calculation, AECOM instead used fall 2017 data as a placeholder. In the spring of 2019, 2017 data were again used because Stanford collected the data itself and it is inappropriate for Stanford to monitor its own traffic for compliance with the GUP. In the fall of 2019, however, AECOM and Stanford worked together to collect and summarize the required data. A memorandum released with the 2019 annual report provided a summary, discussion, and recommendations for how this process should be conducted in the future, based on our observations from fall 2019.

**Figure 6 Peak-Hour (AM and PM) Traffic Volume Trends (Raw Traffic Data) 2001- 2023**



**Figure 7 Peak-Hour (AM and PM) Traffic Volume Trends (Adjusted Traffic Data) 2001- 2023**



Traffic seems to have rebounded somewhat this year, returning to more than 80% of the prior average, from the lull it experienced post COVID-19 pandemic which yielded 43-47% of traffic levels pre-pandemic. The San Francisco Bay Area is back up this year to the 3<sup>rd</sup> most congested city after New York and Washington DC.<sup>4</sup> The fall data reflected this rebound, bringing the traffic data closer to the baseline since before 2019. A steady upward trend could occur over the next few monitoring periods as the Stanford volumes climb back to pre-pandemic levels. The 2023 adjusted volumes are higher than the 2022 data, almost returning to previous raw peak average levels. This indicates a return to previous traffic levels may be underway, and the monitoring program will continue to providing a robust metric of the success of Stanford Transportation’s program.

The following is a summary of the baseline report prepared in 2001, and of the 21 years of monitoring from 2002 through 2023.

<sup>4</sup> <https://www.cnbc.com/2024/01/29/nyc-chicago-san-francisco-10-us-cities-with-the-worst-traffic.html> accessed on 1/29/2024

## 5.1 Traffic Baseline Report

The Traffic Baseline Report represents the first year of traffic monitoring. This report established the baseline conditions to which subsequent years are compared.

### 5.1.1 Stanford University No-Net-New-Commute-Trips Compliance Monitoring Program Report – 2001 GUP Baseline

The 2001 Baseline Report was originally issued on July 3, 2002. An update to that report was issued on October 15, 2003. In accordance with the provisions of the GUP, this original Traffic Baseline Report established the standard for measuring future traffic impacts to the No-Net-New-Commute-Trips standard. No conclusions were drawn from this report.

The following were the count dates of the 2001 Baseline Report:

- Week of April 2, 2001
- Week of April 9, 2001
- Week of April 23, 2001
- Week of April 30, 2001
- Week of May 7, 2001
- Week of May 14, 2001
- Week of October 22, 2001
- Week of October 29, 2001

The following were the results of the 2001 Baseline Monitoring:

#### Inbound AM:

Average count	3,319
90 percent confidence interval	± 120
Significant traffic increase	3,439
1 percent increase trigger	3,474

#### Outbound PM:

Average	3,446
90 percent confidence interval	± 109
Significant traffic increase	3,555
1 percent increase trigger	3,591

**5.1.2 Stanford University No-Net-New-Commute-Trips Compliance Monitoring Program Report – 2002 Monitoring Report #1**

The 2002 Monitoring Report was originally issued in July 2003. The count dates for the 2002 Monitoring Report were as follows:

- Week of April 15, 2002
- Week of April 22, 2002
- Week of April 29, 2002
- Week of May 6, 2002
- Week of May 13, 2002
- Week of May 20, 2002
- Week of October 14, 2002
- Week of October 21, 2002

The 2002 Monitoring Report concluded that the adjusted AM inbound count totaled 3,390 vehicles. This represents an increase of 71 vehicles, which fell within the 90 percent confidence interval and did not represent a significant AM inbound traffic increase. The PM outbound count totaled 3,678 vehicles, which was an increase of 232 vehicles from the baseline and was higher than the 90 percent confidence interval. This count exceeded the one percent trigger of 3,591 vehicles by 87. The following is a summary of the results of the 2002 Monitoring Report, contained in the July 2003 document.

Inbound AM:

Adjusted average 2002 count	3,390
Baseline-established 90 percent confidence interval (2001)	± 120
Baseline-established significant traffic increase (2001)	3,439
Baseline-established 1 percent increase trigger (2001)	3,474
Result (falls below the 1 percent trigger by 84)	-84

Outbound PM:

Adjusted average 2002 count	3,678
Baseline-established 90 percent confidence interval (2001)	± 109
Baseline-established significant traffic increase (2001)	3,555
Baseline-established 1 percent increase trigger (2001)	3,591
Result (232 increase in vehicles exceeds the trigger by 87 vehicles)	+87

**5.1.2.1 Adjustment 1 to 2002 Monitoring Report**

An update to the original 2002 Monitoring Report was issued on October 15, 2003. Following the publication of the July 2003 report, Stanford and the County separately analyzed traffic data for the Stanford Homecoming Week. Based on consultation with Stanford and independent analysis of County consultant traffic data, the County determined that data collected for the week of Homecoming should not be included in the comparison data set. The rationale for this decision was that this event (Homecoming) had been ongoing for years, was not included in the baseline count, and would continue to be an annual event. The County communicated to Stanford that other future “large events” would not be excluded from future counts. The revised report substituted the week of October 28, 2002, for the previously counted week of October 14, 2002. The following are the results of the Revised 2002 Monitoring Report.

Inbound AM:

Adjusted average 2002 count	3,287
Baseline-established 90 percent confidence interval (2001)	± 120
Baseline-established significant traffic increase (2001)	3,439
Baseline-established 1 percent increase trigger (2001)	3,474

Result (falls below the 1 percent trigger by 187) -187

Outbound PM:

Adjusted average 2002 count	3,598
Baseline-established 90 percent confidence interval (2001)	± 109
Baseline-established significant traffic increase (2001)	3,555
Baseline-established 1 percent increase trigger (2001)	3,591
Result (152 increase in vehicles exceeds the trigger by seven vehicles)	+7

**5.1.2.2 Adjustment 2 to the 2002 Monitoring Report**

Subsequent to the first adjustment to the 2002 Monitoring Report, Stanford informed the County that additional Marguerite shuttle runs had been introduced to campus since the completion of the baseline count and thus were counted in the Year 1 (2002) comparison counts. This addition resulted in an increase of 12 vehicles in each peak hour. County staff determined that these new bus lines should be subtracted from the comparison count. This determination led to the following end result:

Inbound AM:

Adjusted average 2002 count	3,275
Baseline-established 90 percent confidence interval (2001)	± 120
Baseline-established significant traffic increase (2001)	3,439
Baseline-established 1 percent increase trigger (2001)	3,474
Result (falls below the 1 percent trigger by 199)	-199

Outbound PM:

Adjusted average 2002 count	3,586
Baseline-established 90 percent confidence interval (2001)	± 109
Baseline-established significant traffic increase (2001)	3,555
Baseline-established 1 percent increase trigger (2001)	3,591
Result (falls below the 1 percent trigger by five vehicles)	-5

The AM inbound adjusted average shows a decrease of 44 vehicles from the baseline; this decrease falls within the 90 percent confidence interval of ± 120. Because the established one percent increase trigger requirement is not met, no additional mitigation is required.

The PM outbound adjusted average shows an increase of 140 vehicles from the baseline count; this increase falls above the +90 percent confidence interval by 31 vehicles. This increase falls below the one percent increase trigger by five vehicles. Because the established one percent increased trigger requirement is not met, no additional mitigation is required. The 2002 volumes compared to 2001 baseline volumes do not constitute a statistically significant increase in either the AM or the PM peak hours and no mitigation measure is required.

**5.1.3 Stanford University No-Net-New-Commute-Trips Compliance Monitoring Program Report – 2003 Monitoring Report #2**

This section summarizes the 2003 Monitoring Report. The count dates for the 2003 Monitoring Report were as follows:

- Week of April 7, 2003
- Week of April 21, 2003
- Week of April 28, 2003
- Week of May 5, 2003
- Week of May 12, 2003
- Week of May 19, 2003
- Week of September 29, 2003
- Week of October 20, 2003

The 2003 Monitoring Report concluded that the adjusted AM inbound count totaled 3,413 vehicles. This represents an increase of 94 vehicles, which fell within the 90 percent confidence interval and did not represent a significant AM inbound traffic increase. The PM outbound count totaled 3,476 vehicles, which was an increase of 30 vehicles from the baseline, and also fell within the 90 percent confidence interval. The following is a summary of the results of the 2003 Monitoring Report.

Inbound AM:

Adjusted average 2003 count	3,413
Baseline-established 90 percent confidence interval (2001)	± 120
Baseline-established significant traffic increase (2001)	3,439
Baseline-established 1 percent increase trigger (2001)	3,474
Result (falls below the 90 percent confidence interval by 26)	-26
Result (falls below the 1 percent trigger by 61 vehicles)	-61

Outbound PM:

Adjusted average 2003 count	3,476
Baseline-established 90 percent confidence interval (2001)	± 109
Baseline-established significant traffic increase (2001)	3,555
Baseline-established 1 percent increase trigger (2001)	3,591
Result (falls below the 90 percent confidence interval by 79 vehicles)	-79
Result (falls below the 1 percent trigger by 115 vehicles)	-115



**5.1.4 Stanford University No-Net-New-Commute-Trips Compliance Monitoring Program Report – 2004 Monitoring Report #3**

This section summarizes the 2004 Monitoring Report. The count dates for the 2004 Monitoring Report were as follows:

- Week of April 12, 2004
- Week of April 19, 2004
- Week of April 26, 2004
- Week of May 3, 2004
- Week of May 10, 2004
- Week of May 17, 2004
- Week of September 27, 2004
- Week of October 4, 2004

The 2004 Monitoring Report concluded that the adjusted AM inbound count totaled 3,176 vehicles. This represents a decrease of 143 vehicles, which fell within the 90 percent confidence interval and did not represent a significant AM inbound traffic increase. The PM outbound count totaled 3,642 vehicles, which was an increase of 196 vehicles from the baseline; it is 87 vehicles above 90 percent confidence interval and 51 vehicles more than the one percent established trigger. The following is a summary of the results of the initial 2004 Monitoring Report.

Inbound AM:

Adjusted average 2004 count	3,176
Baseline-established 90 percent confidence interval (2001)	± 120
Baseline-established significant traffic increase (2001)	3,439
Baseline-established 1 percent increase trigger (2001)	3,474
Result (falls below the 90 percent confidence interval by 263)	-263
Result (falls below the 1 percent trigger by 298 vehicles)	-298

Outbound PM:

Adjusted average 2004 count	3,642
Baseline-established 90 percent confidence interval (2001)	± 109
Baseline-established significant traffic increase (2001)	3,555
Baseline-established 1 percent increase trigger (2001)	3,591
Result (falls above the 90 percent confidence interval by 87 vehicles)	+87
Result (falls above the 1 percent trigger by 51 vehicles)	+51

Outbound PM:

Adjusted average 2004 count	3,642
Baseline-established 90 percent confidence interval (2001)	± 109
Baseline-established significant traffic increase (2001)	3,555
Baseline-established 1 percent increase trigger (2001)	3,591
Result (falls above the 90 percent confidence interval by 87 vehicles)	+87
Result (falls above the 1 percent trigger by 51 vehicles)	+51
2004 trip credit	-66
Result with trip credit (falls below the 1 percent trigger by 15 vehicles)	-15

### 5.1.5 Stanford University No-Net-New-Commute-Trips Compliance Monitoring Program Report – 2005 Monitoring Report #4

This section summarizes the 2005 Monitoring Report. The count dates for the 2005 Monitoring Report were as follows:

- Week of April 4, 2005
- Week of April 11, 2005
- Week of April 18, 2005
- Week of April 25, 2005
- Week of May 2, 2005
- Week of May 9, 2005
- Week of September 26, 2005
- Week of October 3, 2005

The 2005 Monitoring Report concluded that the adjusted AM inbound count totaled 3,383 vehicles. This represents an increase of 64 vehicles, which fell within the 90 percent confidence interval and did not represent a significant AM inbound traffic increase. The PM outbound count totaled 3,735 vehicles, which was an increase of 289 vehicles from the baseline; it is above the 90 percent confidence interval by 180 vehicles and above the one percent increase trigger by 144 vehicles. The following is a summary of the results of the 2005 Monitoring Report.

Inbound AM:

Adjusted average 2005 count	3,383
Baseline-established 90 percent confidence interval (2001)	± 120
Baseline-established significant traffic increase (2001)	3,439
Baseline-established 1 percent increase trigger (2001)	3,474
Result (falls below the 90 percent confidence interval by 56)	-56
Result (falls below the 1 percent trigger by 91 vehicles)	-91

Outbound PM:

Adjusted average 2005 count	3,735
Baseline-established 90 percent confidence interval (2001)	± 109
Baseline-established significant traffic increase (2001)	3,555
Baseline-established 1 percent increase trigger (2001)	3,591
Result (falls above the 90 percent confidence interval by 180 vehicles)	+180
Result (falls above the 1 percent trigger by 144 vehicles)	+144

The 2000 Stanford GUP Condition G.8. specifies that the County will recognize and “credit” Stanford’s off-campus trip reduction efforts within defined geographic boundaries. These credits will be applied to Stanford’s attainment of the No-Net-New-Commute-Trips standard. In 2003, Stanford and the County discussed potential methodologies for providing credits to Stanford. The County developed draft guidelines, which were reviewed by the Community Resource Group. The Planning Office approved the final guidelines on October 9, 2003. These guidelines are presented in the “Stanford Traffic Cordon Count Credit Guidelines,” dated October 28, 2003.

On April 24, 2006, Stanford submitted a 2005 trip credit report that was reviewed by AECOM. This report documented a credit of 174 trips for the increase in the number of bus trips across the cordon points and the number of transit passengers served outside the cordon area in the PM peak hour between the 2001 baseline and 2005. Using the new Marguerite shuttle Automated Transportation Management System, the number of passengers getting on and off the shuttle at each stop was counted. Most of the trip credits claimed are for passengers (primarily Stanford Hospital employees) getting on the shuttle outside the cordon area and traveling to the Palo Alto Caltrain station. As outlined in the adopted guidelines, full credits are claimed for trips in the peak commute direction, and one-third credits are claimed for trips in the reverse direction. Pass-through credits are claimed for those passengers

who board outside the cordon, pass through the campus, and then alight outside the campus, based on onboard surveys. As summarized below, with the trip credit of 174 trips, Stanford did not exceed the no net new commute trip standard, based on the 2005 monitoring program.

Outbound PM:

Adjusted average 2005 count	3,735
Baseline-established 90 percent confidence interval (2001)	± 109
Baseline-established significant traffic increase (2001)	3,555
Baseline-established 1 percent increase trigger (2001)	3,591
Result (falls above the 90 percent confidence interval by 180 vehicles)	+180
Result (falls above the 1 percent trigger by 144 vehicles)	+144
2005 trip credit	-174
Result with trip credit (falls below the 1 percent trigger by 30 vehicles)	-30

### 5.1.6 Stanford University No-Net-New-Commute-Trips Compliance Monitoring Program Report – 2006 Monitoring Report #5

This section summarizes the 2006 Monitoring Report. The count dates for the 2006 Monitoring Report were as follows:

- Week of April 17, 2006
- Week of April 24, 2006
- Week of May 1, 2006
- Week of May 8, 2006
- Week of May 15, 2006
- Week of May 22, 2006
- Week of October 16, 2006
- Week of October 23, 2006

The 2006 Monitoring Report concluded that the adjusted AM inbound count totaled 3,048 vehicles. This represents a decrease of 271 vehicles from baseline, falls within the 90 percent confidence interval, and does not represent a significant AM inbound traffic increase. The PM outbound count totaled 3,427 vehicles, which was a decrease of 19 vehicles from the baseline; it is 128 vehicles below the 90 percent confidence interval and 164 vehicles below the 1 percent established trigger. The following is a summary of the results of the 2006 Monitoring Report.

#### Inbound AM:

Adjusted average 2006 count	3,048
Baseline-established 90 percent confidence interval (2001)	± 120
Baseline-established significant traffic increase (2001)	3,439
Baseline-established 1 percent increase trigger (2001)	3,474
Result (falls below the 90 percent confidence interval by 391 vehicles)	-391
Result (falls below the 1 percent increase trigger by 426 vehicles)	-426

#### Outbound PM:

Adjusted average 2006 count	3,427
Baseline-established 90 percent confidence interval (2001)	± 109
Baseline-established significant traffic increase (2001)	3,555
Baseline-established 1 percent increase trigger (2001)	3,591
Result (falls below the 90 percent confidence interval by 128 vehicles)	-128
Result (falls below the 1 percent trigger by 164 vehicles)	-164

**5.1.7 Stanford University No-Net-New-Commute-Trips Compliance Monitoring Program Report – 2007 Monitoring Report #6**

This section summarizes the 2007 Monitoring Report. The count dates for the 2007 Monitoring Report were as follows:

- Week of April 9, 2007
- Week of April 16, 2007
- Week of April 23, 2007
- Week of April 30, 2007
- Week of May 7, 2007
- Week of May 14, 2007
- Week of October 15, 2007
- Week of October 22, 2007

The 2007 Monitoring Report concluded that the adjusted AM inbound count totaled 3,058 vehicles. This represents a decrease of 261 vehicles from baseline. The PM outbound count totaled 3,494 vehicles, which is an increase of 48 vehicles from the baseline; it is 61 vehicles below the 90 percent confidence interval and 97 vehicles below the 1 percent established trigger. The following is a summary of the results of the 2007 Monitoring Report.

Inbound AM:

Adjusted average 2007 count	3,058
Baseline-established 90 percent confidence interval (2001)	± 120
Baseline-established significant traffic increase (2001)	3,439
Baseline-established 1 percent increase trigger (2001)	3,474
Result (falls below the 90 percent confidence interval by 381 vehicles)	-381
Result (falls below the 1 percent increase trigger by 416 vehicles)	-416

Outbound PM:

Adjusted average 2007 count	3,494
Baseline-established 90 percent confidence interval (2001)	± 109
Baseline-established significant traffic increase (2001)	3,555
Baseline-established 1 percent increase trigger (2001)	3,591
Result (falls below the 90 percent confidence interval by 61 vehicles)	-61
Result (falls below the 1 percent trigger by 97 vehicles)	-97

### 5.1.8 Stanford University No-Net-New-Commute-Trips Compliance Monitoring Program Report – 2008 Monitoring Report #7

This section summarizes the 2008 Monitoring Report. The count dates for the 2008 Monitoring Report were as follows:

- Week of April 7, 2008
- Week of April 14, 2008
- Week of April 21, 2008
- Week of April 28, 2008
- Week of May 5, 2008
- Week of May 12, 2008
- Week of October 13, 2008
- Week of October 20, 2008

The 2008 Monitoring Report concluded that the adjusted AM inbound count totaled 3,020 vehicles. This represents a decrease of 299 vehicles from baseline, falls within the 90 percent confidence interval, and does not represent a significant AM inbound traffic increase. The PM outbound count totaled 3,460 vehicles, which is an increase of 14 vehicles from the baseline; it is 95 vehicles below the 90 percent confidence interval and 131 vehicles below the 1 percent established trigger. The following is a summary of the results of the 2008 Monitoring Report.

#### Inbound AM:

Adjusted average 2008 count	3,020
Baseline-established 90 percent confidence interval (2001)	± 120
Baseline-established significant traffic increase (2001)	3,439
Baseline-established 1 percent increase trigger (2001)	3,474
Result (falls below the 90 percent confidence interval by 419 vehicles)	-419
Result (falls below the 1 percent increase trigger by 454 vehicles)	-454

#### Outbound PM:

Adjusted average 2008 count	3,460
Baseline-established 90 percent confidence interval (2001)	± 109
Baseline-established significant traffic increase (2001)	3,555
Baseline-established 1 percent increase trigger (2001)	3,591
Result (falls below the 90 percent confidence interval by 95 vehicles)	-95
Result (falls below the 1 percent trigger by 131 vehicles)	-131

**5.1.9 Stanford University No-Net-New-Commute-Trips Compliance Monitoring Program Report – 2009 Monitoring Report #8**

This section summarizes the 2009 Monitoring Report. The count dates for the 2009 Monitoring Report were as follows:

- Week of April 13, 2009
- Week of April 20, 2009
- Week of April 27, 2009
- Week of May 4, 2009
- Week of May 11, 2009
- Week of May 18, 2009
- Week of October 5, 2009
- Week of October 12, 2009

The 2009 Monitoring Report concluded that the adjusted AM inbound count totaled 2,840 vehicles. This represents a decrease of 479 vehicles from baseline, falls within the 90 percent confidence interval, and does not represent a significant AM inbound traffic increase. The PM outbound count totaled 3,227 vehicles, which is a decrease of 219 vehicles from the baseline; it is 328 vehicles below the 90 percent confidence interval and 364 vehicles below the 1 percent established trigger. The following is a summary of the results of the 2009 Monitoring Report.

Inbound AM:

Adjusted average 2009 count	2,840
Baseline-established 90 percent confidence interval (2001)	± 120
Baseline-established significant traffic increase (2001)	3,439
Baseline-established 1 percent increase trigger (2001)	3,474
Result (falls below the 90 percent confidence interval by 599 vehicles)	-599
Result (falls below the 1 percent increase trigger by 634 vehicles)	-634

Outbound PM:

Adjusted average 2009 count	3,227
Baseline-established 90 percent confidence interval (2001)	± 109
Baseline-established significant traffic increase (2001)	3,555
Baseline-established 1 percent increase trigger (2001)	3,591
Result (falls below the 90 percent confidence interval by 328 vehicles)	-328
Result (falls below the 1 percent increase trigger by 364 vehicles)	-364

### 5.1.10 Stanford University No-Net-New-Commute-Trips Compliance Monitoring Program Report – 2010 Monitoring Report #9

This section summarizes the 2010 Monitoring Report. The count dates for the 2010 Monitoring Report were as follows:

- Week of April 5, 2010
- Week of April 19, 2010
- Week of April 26, 2010
- Week of May 3, 2010
- Week of May 10, 2010
- Week of May 17, 2010
- Week of October 25, 2010
- Week of November 1, 2010

The 2010 Monitoring Report concluded that the adjusted AM inbound count totaled 2,921 vehicles. This represents a decrease of 398 vehicles from baseline falls below the 90 percent confidence interval; it does not represent a significant AM inbound traffic increase. The PM outbound count totaled 3,459 vehicles, which is an increase of 13 vehicles from the baseline; it is 96 vehicles below the 90 percent confidence interval and 132 vehicles below the 1 percent established trigger. The following is a summary of the results of the 2010 Monitoring Report.

Inbound AM:

Adjusted average 2010 count	2,921
Baseline-established 90 percent confidence interval (2001)	± 120
Baseline-established significant traffic increase (2001)	3,439
Baseline-established 1 percent increase trigger (2001)	3,474
Result (falls below the 90 percent confidence interval by 518 vehicles)	-518
Result (falls below the 1 percent increase trigger by 553 vehicles)	-553

Outbound PM:

Adjusted average 2010 count	3,459
Baseline-established 90 percent confidence interval (2001)	± 109
Baseline-established significant traffic increase (2001)	3,555
Baseline-established 1 percent increase trigger (2001)	3,591
Result (falls below the 90 percent confidence interval by 96 vehicles)	-96
Result (falls below the 1 percent increase trigger by 132 vehicles)	-132



**5.1.11 Stanford University No-Net-New-Commute-Trips Compliance Monitoring Program Report – 2011 Monitoring Report #10**

This section summarizes the 2011 Monitoring Report. The count dates for the 2011 Monitoring Report were as follows:

- Week of April 18, 2011
- Week of April 25, 2011
- Week of May 2, 2011
- Week of May 9, 2011
- Week of May 16, 2011
- Week of May 23, 2011
- Week of October 24, 2011
- Week of October 31, 2011

The 2011 Monitoring Report concluded that the adjusted AM inbound count totaled 3,081 vehicles. This represents a decrease of 238 vehicles from baseline, falls within the 90 percent confidence interval, and does not represent a significant AM inbound traffic increase. The PM outbound count totaled 3,743 vehicles, which is an increase of 297 vehicles from the baseline; it is above the 90 percent confidence interval by 188 vehicles and above the 1 percent increase trigger by 152 vehicles. The following is a summary of the results of the 2011 Monitoring Report.

Inbound AM:

Adjusted average 2011 count	3,081
2001 baseline	3,319
Baseline-established 90 percent confidence interval (2001)	± 120
Baseline-established significant traffic increase (2001)	3,439
Baseline-established 1 percent increase trigger (2001)	3,474
Result (falls below the 90 percent confidence interval by 358 vehicles)	-358
Result (falls below the 1 percent increase trigger by 393 vehicles)	-393

Outbound PM:

Adjusted average 2011 count	3,743
2001 baseline	3,446
Baseline-established 90 percent confidence interval (2001)	± 109
Baseline-established significant traffic increase (2001)	3,555
Baseline-established 1 percent increase trigger (2001)	3,591
Result (exceeds the 90 percent confidence interval by 188 vehicles)	+188
Result (exceeds the 1 percent trigger by 152 vehicles)	+152

The 2000 Stanford GUP Condition G.8. specifies that the County will recognize and “credit” Stanford’s off-campus trip reduction efforts within defined geographic boundaries. These credits will be applied to Stanford’s attainment of the No-Net-New-Commute-Trips standard. In 2003, Stanford and the County discussed potential methodologies for providing credits to Stanford. The County developed draft guidelines, which were reviewed by the Community Resource Group. The Planning Office approved the final guidelines on October 9, 2003. These guidelines are presented in the “Stanford Traffic Cordon Count Credit Guidelines,” dated October 28, 2003.

On February 24, 2012, Stanford submitted a 2011 trip credit report that was reviewed by AECOM. This report documented a credit of 203 trips for the increase in the number of bus trips across the cordon points and the number of transit passengers served outside the cordon area in the PM peak hour between the 2001 baseline and 2011. As outlined in the adopted guidelines, full credits are claimed for trips in the peak commute direction, and one-third credits are claimed for trips in the reverse direction. As summarized below, with the trip credit of 203 trips, Stanford does not exceed the no net new commute trip standard, based on the 2011 monitoring program.

Outbound PM:

Adjusted average 2011 count	3,743
2001 baseline	3,446
Baseline-established 90 percent confidence interval (2001)	± 109
Baseline-established significant traffic increase (2001)	3,555
Baseline-established 1 percent increase trigger (2001)	3,591
Result (exceeds the 90 percent confidence interval by 188 vehicles)	+188
Result (exceeds the 1 percent trigger by 152 vehicles)	+152
2011 trip credit	-203
Result with trip credit (falls below the 1 percent trigger by 51 vehicles)	-51

### 5.1.12 Stanford University No-Net-New-Commute-Trips Compliance Monitoring Program Report – 2012 Monitoring Report #11

This section summarizes the 2012 Monitoring Report. The count dates for the 2012 Monitoring Report were as follows:

- Week of April 9, 2012
- Week of April 16, 2012
- Week of April 23, 2012
- Week of April 30, 2012
- Week of May 7, 2012
- Week of May 14, 2012
- Week of October 22, 2012
- Week of October 29, 2012 (not used)

The 2012 Monitoring Report concluded that the adjusted AM inbound count totaled 3,287 vehicles. This represents a decrease of 32 vehicles from baseline, falls within the 90 percent confidence interval, and does not represent a significant AM inbound traffic increase. The PM outbound count totaled 3,590 vehicles, which is an increase of 144 vehicles from the baseline; it is above the 90 percent confidence interval by 35 vehicles and below the 1 percent established trigger by one vehicle. Count information for the week of October 29, 2012 (Week 8) was not used due to irregular traffic volumes caused by the construction on Junipero Serra Boulevard. As noted earlier, monitoring is only required for a minimum of 6 weeks per year. Therefore, the data collection for 2012 meets the requirements of Condition of Approval G.7.

The following is a summary of the results of the 2012 Monitoring Report.

#### Inbound AM:

Adjusted average 2012 count	3,287
2001 baseline	3,319
Baseline-established 90 percent confidence interval (2001)	± 120
Baseline-established significant traffic increase (2001)	3,439
Baseline-established 1 percent increase trigger (2001)	3,474
Result (falls below the 90 percent confidence interval by 152 vehicles)	-152
Result (falls below the 1 percent increase trigger by 187 vehicles)	-187

#### Outbound PM:

Adjusted average 2012 count	3,590
2001 baseline	3,446
Baseline-established 90 percent confidence interval (2001)	± 109
Baseline-established significant traffic increase (2001)	3,555
Baseline-established 1 percent increase trigger (2001)	3,591
Result (exceeds the 90 percent confidence interval by 35 vehicles)	+35
Result (falls below the 1 percent trigger by one vehicle)	-1

The 2000 Stanford GUP Condition G.8. specifies that the County will recognize and “credit” Stanford’s off-campus trip reduction efforts within defined geographic boundaries. These credits will be applied to Stanford’s attainment of the No-Net-New-Commute-Trips standard. In 2003, Stanford and the County discussed potential methodologies for providing credits to Stanford. The County developed draft guidelines, which were reviewed by the Community Resource Group. The Planning Office approved the final guidelines on October 9, 2003. These guidelines are presented in the “Stanford Traffic Cordon Count Credit Guidelines,” dated October 28, 2003.

On January 22, 2013, Stanford submitted a 2012 trip credit report that was reviewed by AECOM. This report documented a credit of 301 trips for the increase in the number of bus trips across the cordon points and the number

of transit passengers served outside the cordon area in the PM peak hour between the 2001 baseline and 2012. As outlined in the adopted guidelines, full credits are claimed for trips in the peak commute direction and 1/3 credit claimed for trips in the reverse direction. The following is a summary of the 2012 Outbound PM results with the trip credit of 301 trips.

Outbound PM:

Adjusted average 2012 count	3,590
2001 baseline	3,446
Baseline-established 90 percent confidence interval (2001)	± 109
Baseline-established significant traffic increase (2001)	3,555
Baseline-established 1 percent increase trigger (2001)	3,591
Result (exceeds the 90 percent confidence interval by 35 vehicles)	+35
Result (falls below the 1 percent trigger by one vehicle)	-1
2012 trip credit	-301
Result with trip credit (falls below the 1 percent trigger by 302 vehicles)	-302

### 5.1.13 Stanford University No-Net-New-Commute-Trips Compliance Monitoring Program Report – 2013 Monitoring Report #12

This section summarizes the 2013 Monitoring Report. The count dates for the 2013 Monitoring Report were as follows:

- Week of April 8, 2013
- Week of April 15, 2013
- Week of April 22, 2013
- Week of April 29, 2013
- Week of May 6, 2013
- Week of May 13, 2013
- Week of October 21, 2013
- Week of October 28, 2013

The 2013 Monitoring Report concluded that the adjusted AM inbound count totaled 3,332 vehicles. This represents an increase of 13 vehicles from baseline; it is 107 vehicles below the 90 percent confidence interval and 142 vehicles below the 1 percent established trigger. The PM outbound count totaled 3,744 vehicles, which is an increase of 298 vehicles from the baseline and is above the 90 percent confidence interval by 189 vehicles and above the 1 percent increase trigger by 153 vehicles.

The following is a summary of the 2013 Monitoring Report results.

#### Inbound AM:

Adjusted average 2013 count	3,332
2001 baseline	3,319
Baseline-established 90 percent confidence interval (2001)	± 120
Baseline-established significant traffic increase (2001)	3,439
Baseline-established 1 percent increase trigger (2001)	3,474
Result (falls below the 90 percent confidence interval by 107 vehicles)	-107
Result (falls below the 1 percent increase trigger by 142 vehicles)	-142

#### Outbound PM:

Adjusted average 2013 count	3,744
2001 baseline	3,446
Baseline-established 90 percent confidence interval (2001)	± 109
Baseline-established significant traffic increase (2001)	3,555
Baseline-established 1 percent increase trigger (2001)	3,591
Result (exceeds the 90 percent confidence interval by 189 vehicles)	+189
Result (exceeds the 1 percent trigger by 153 vehicles)	+153

The 2000 Stanford GUP Condition G.8. specifies that the County will recognize and “credit” Stanford’s off-campus trip reduction efforts within defined geographic boundaries. These credits will be applied to Stanford’s attainment of the No-Net-New-Commute-Trips standard. In 2003, Stanford and the County discussed potential methodologies for providing credits to Stanford. The County developed draft guidelines, which were reviewed by the Community Resource Group. The Planning Office approved the final guidelines on October 9, 2003. These guidelines are presented in the “Stanford Traffic Cordon Count Credit Guidelines,” dated October 28, 2003.

On January 31, 2014, Stanford submitted a 2013 trip credit report that was reviewed by AECOM. This report documented a credit of 339 trips for the increase in the number of bus trips across the cordon points and the number of transit passengers served outside the cordon area in the PM peak hour between the 2001 baseline and 2013. As outlined in the adopted guidelines, full credits are claimed for trips in the peak commute direction, and one-third

credits are claimed for trips in the reverse direction. The following is a summary of the 2013 Outbound PM results with the trip credit of 339 trips.

Outbound PM:

Adjusted average 2013 count	3,744
2001 baseline	3,446
Baseline-established 90 percent confidence interval (2001)	± 109
Baseline-established significant traffic increase (2001)	3,555
Baseline-established 1 percent increase trigger (2001)	3,591
Result (exceeds the 90 percent confidence interval by 189 vehicles)	+189
Result (exceeds the 1 percent trigger by 153 vehicles)	+153
2013 trip credit	-339
Result with trip credit (falls below the 1 percent trigger by 186 vehicles)	-186

### 5.1.14 Stanford University No-Net-New-Commute-Trips Compliance Monitoring Program Report – 2014 Monitoring Report #13

This section summarizes the 2014 Monitoring Report. The count dates for the 2014 Monitoring Report were as follows:

- Week of April 7, 2014
- Week of April 14, 2014
- Week of April 21, 2014
- Week of April 28, 2014
- Week of May 5, 2014
- Week of May 12, 2014
- Week of September 29, 2014
- Week of October 6, 2014 (October 10, 2014 data not used)

The 2014 Monitoring Report concluded that the adjusted AM inbound count totaled 3,336 vehicles. This represents an increase of 17 vehicles from baseline; it is 103 vehicles below the 90 percent confidence interval and 138 vehicles below the 1 percent established trigger. The PM outbound count totaled 3,696 vehicles, which is an increase of 250 vehicles from the baseline and is above the 90 percent confidence interval by 141 vehicles and above the 1 percent increase trigger by 105 vehicles. Count information for Friday, October 10, 2014 (Week 8) was not used because of irregular traffic volumes likely attributable to the Palo Alto Unified School District not being in session due to a staff development day and to a Stanford home football game. As noted earlier, monitoring is required for a minimum of 6 weeks per year. Therefore, the data collection for 2014 meets the requirements of Condition of Approval G.7.

The following is a summary of the 2014 Monitoring Report results.

#### Inbound AM:

Adjusted average 2014 count	3,336
2001 baseline	3,319
Baseline-established 90 percent confidence interval (2001)	± 120
Baseline-established significant traffic increase (2001)	3,439
Baseline-established 1 percent increase trigger (2001)	3,474
Result (falls below the 90 percent confidence interval by 103 vehicles)	-103
Result (falls below the 1 percent increase trigger by 138 vehicles)	-138

#### Outbound PM:

Adjusted average 2014 count	3,696
2001 baseline	3,446
Baseline-established 90 percent confidence interval (2001)	± 109
Baseline-established significant traffic increase (2001)	3,555
Baseline-established 1 percent increase trigger (2001)	3,591
Result (exceeds the 90 percent confidence interval by 141 vehicles)	+141
Result (exceeds the 1 percent trigger by 105 vehicles)	+105

The 2000 Stanford GUP Condition G.8. specifies that the County will recognize and “credit” Stanford’s off-campus trip reduction efforts within defined geographic boundaries. These credits will be applied to Stanford’s attainment of the No-Net-New-Commute-Trips standard. In 2003, Stanford and the County discussed potential methodologies for providing credits to Stanford. The County developed draft guidelines, which were reviewed by the Community Resource Group. The Planning Office approved the final guidelines on October 9, 2003. These guidelines are presented in the “Stanford Traffic Cordon Count Credit Guidelines,” dated October 28, 2003.

On March 5, 2015, Stanford submitted a 2014 trip credit report that was reviewed by AECOM. This report documented a credit of 402 trips for the increase in the number of bus trips across the cordon points and the number

of transit passengers served outside the cordon area in the PM peak hour between the 2001 baseline and 2014. As outlined in the adopted guidelines, full credits are claimed for trips in the peak commute direction and one-third credits are claimed for trips in the reverse direction. The following is a summary of the 2014 Outbound PM results with the trip credit of 402 trips.

Outbound PM:

Adjusted average 2014 count	3,696
2001 baseline	3,446
Baseline-established 90 percent confidence interval (2001)	± 109
Baseline-established significant traffic increase (2001)	3,555
Baseline-established 1 percent increase trigger (2001)	3,591
Result (exceeds the 90 percent confidence interval by 141 vehicles)	+141
Result (exceeds the 1 percent trigger by 105 vehicles)	+105
2014 trip credit	-402
Result with trip credit (falls below the 1 percent trigger by 297 vehicles)	-297



**5.1.15 Stanford University No-Net-New-Commute-Trips Compliance Monitoring Program Report – 2015 Monitoring Report #14**

This section summarizes the 2015 Monitoring Report. The count dates for the 2015 Monitoring Report were as follows:

- Week of April 13, 2015
- Week of April 20, 2015
- Week of April 27, 2015
- Week of May 4, 2015
- Week of May 11, 2015
- Week of May 18, 2015
- Week of September 21, 2015
- Week of September 28, 2015

The 2015 Monitoring Report concluded that the adjusted AM inbound count totaled 3,142 vehicles. This represents a decrease of 177 vehicles from baseline; it is 297 vehicles below the 90 percent confidence interval and 332 vehicles below the 1 percent established trigger. The PM outbound count totaled 3,257 vehicles, which is a decrease of 189 vehicles from the baseline; it is below the 90 percent confidence interval by 298 vehicles and below the 1 percent increase trigger by 334 vehicles.

The following is a summary of the 2015 Monitoring Report results.

Inbound AM:

Adjusted average 2015 count	3,142
2001 baseline	3,319
Baseline-established 90 percent confidence interval (2001)	± 120
Baseline-established significant traffic increase (2001)	3,439
Baseline-established 1 percent increase trigger (2001)	3,474
Result (falls below the 90 percent confidence interval by 297 vehicles)	-297
Result (falls below the 1 percent increase trigger by 332 vehicles)	-332

Outbound PM:

Adjusted average 2015 count	3,257
2001 baseline	3,446
Baseline-established 90 percent confidence interval (2001)	± 109
Baseline-established significant traffic increase (2001)	3,555
Baseline-established 1 percent increase trigger (2001)	3,591
Result (falls below the 90 percent confidence interval by 298 vehicles)	-298
Result (falls below the 1 percent trigger by 334 vehicles)	-334

**5.1.16 Stanford University No-Net-New-Commute-Trips Compliance Monitoring Program Report – 2016 Monitoring Report #15**

This section summarizes the 2016 Monitoring Report. The count dates for the 2016 Monitoring Report were as follows:

- Week of April 4, 2016
- Week of April 11, 2016
- Week of April 18, 2016
- Week of April 25, 2016
- Week of May 2, 2016
- Week of May 9, 2016
- Week of October 17, 2016
- Week of October 24, 2016

The 2016 Monitoring Report concluded that the adjusted AM inbound count totaled 3,170 vehicles. This represents a decrease of 149 vehicles from baseline and is 269 vehicles below the 90 percent confidence interval and 304 vehicles below the 1 percent established trigger. The PM outbound count totaled 3,316 vehicles, which is a decrease of 130 vehicles from the baseline; it is below the 90 percent confidence interval by 239 vehicles and below the 1 percent increase trigger by 275 vehicles.

The following is a summary of the 2016 Monitoring Report results.

Inbound AM:

Adjusted average 2016 count	3,170
2001 baseline adjusted average	3,319
Baseline-established 90 percent confidence interval (2001)	± 120
Baseline-established significant traffic increase (2001)	3,439
Baseline-established 1 percent increase trigger (2001)	3,474
Result (falls below the 90 percent confidence interval by 269 vehicles)	-269
Result (falls below the 1 percent increase trigger by 304 vehicles)	-304

Outbound PM:

Adjusted average 2016 count	3,316
2001 baseline	3,446
Baseline-established 90 percent confidence interval (2001)	± 109
Baseline-established significant traffic increase (2001)	3,555
Baseline-established 1 percent increase trigger (2001)	3,591
Result (falls below the 90 percent confidence interval by 239 vehicles)	-239
Result (falls below the 1 percent trigger by 275 vehicles)	-275

**5.1.17 Stanford University No-Net-New-Commute-Trips Compliance Monitoring Program Report – 2017 Monitoring Report #16**

This section summarizes the 2017 Monitoring Report. The count dates for the 2017 Monitoring Report were as follows:

- Week of April 10, 2017
- Week of April 17, 2017
- Week of April 24, 2017
- Week of May 1, 2017
- Week of May 8, 2017
- Week of May 15, 2017
- Week of October 2, 2017
- Week of October 9, 2017

The 2017 Monitoring Report concluded that the adjusted AM inbound count totaled 3,202 vehicles. This represents a decrease of 117 vehicles from baseline; it is 237 vehicles below the 90 percent confidence interval and 272 vehicles below the 1 percent established trigger. The PM outbound count totaled 3,324 vehicles, which is a decrease of 122 vehicles from the baseline; it is below the 90 percent confidence interval by 231 vehicles and below the 1 percent increase trigger by 267 vehicles.

The following is a summary of the 2017 Monitoring Report results.

Inbound AM:	
Adjusted average 2017 count	3,202
2001 baseline	3,319
Baseline-established 90 percent confidence interval (2001)	± 120
Baseline-established significant traffic increase (2001)	3,439
Baseline-established 1 percent increase trigger (2001)	3,474
Result (falls below the 90 percent confidence interval by 237 vehicles)	-237
Result (falls below the 1 percent increase trigger by 272 vehicles)	-272
Outbound PM:	
Adjusted average 2017 count	3,324
2001 baseline	3,446
Baseline-established 90 percent confidence interval (2001)	± 109
Baseline-established significant traffic increase (2001)	3,555
Baseline-established 1 percent increase trigger (2001)	3,591
Result (falls below the 90 percent confidence interval by 231 vehicles)	-231
Result (falls below the 1 percent increase trigger by 267 vehicles)	-267

**5.1.18 Stanford University No-Net-New-Commute-Trips Compliance Monitoring Program Report – 2018 Monitoring Report #17**

This section summarizes the 2018 Monitoring Report. The count dates for the 2018 Monitoring Report were as follows:

- Week of April 9, 2018
- Week of April 16, 2018
- Week of April 23, 2018
- Week of April 30, 2018
- Week of May 7, 2018
- Week of May 14, 2018
- Week of October 1, 2018
- Week of October 8, 2018

The 2018 average AM inbound count of 3,575 vehicles is 256 vehicles higher than the baseline 2001 AM inbound count; 136 vehicles above than the upper boundary of the 90 percent confidence interval; and 101 vehicles above the established 1 percent trigger. Because the AM peak-hour traffic is above the trigger, Stanford Trip Credits are applied to the total to bring the number into compliance with the metric. The post-audit 2018 Trip Credits total is 595 Trip Credits.

The 2018 PM outbound count of 3,509 vehicles is 63 vehicles higher than the baseline 2001 PM outbound count; 46 vehicles lower than the upper boundary of the 90 percent confidence interval; and 82 vehicles lower than the established 1 percent trigger. The established 1 percent increase trigger requirement is not met; as a result, no mitigation is required.

The following is a summary of the 2018 Monitoring Report results. Note that these numbers have been revised, as described in the revised 2018 report (October 2019), from what was originally reported in April 2019.

Inbound AM:	
Adjusted average 2018 count	3,575
Baseline-established 90 percent confidence interval (2001)	±120
Adjusted average 2001 counts	3,319
Baseline-established significant traffic increase (2001) (+)	3,439
Baseline-established 1 percent increase trigger (2001)	3,474
Results exceeded the 90 percent confidence interval by	136
Results exceed 1 percent trigger by	101
Trip credits	-595
Result of traffic performance metric	-494

Outbound PM:	
Adjusted average 2018 counts	3,509
Baseline-established 90 percent confidence interval (2001)	±109
Adjusted average 2001 counts	3,446
Baseline-established significant traffic increase (2001) (+)	3,555
Baseline-established 1 percent increase trigger (2001)	3,591
Results fall below the 90 percent confidence interval by	-46
Results falls below 1 percent trigger by	-82

**5.1.19 Stanford University No-Net-New-Commute-Trips Compliance Monitoring Program Report – 2019 Monitoring Report #19 (formerly 18)**

This section summarizes the 2019 Monitoring Report. The count dates for the 2019 Monitoring Report were as follows:

- Week of April 8, 2019
- Week of April 15, 2019
- Week of April 22, 2019
- Week of April 29, 2019
- Week of May 6, 2019
- Week of May 13, 2019
- Week of October 14, 2019
- Week of October 21, 2019

The 2019 Monitoring Report concluded that the adjusted AM inbound count totaled 3,194 vehicles. This represents a decrease of 125 vehicles from baseline; it is 245 vehicles below the 90 percent confidence interval and 280 vehicles below the 1 percent established trigger. The PM outbound count totaled 3,293 vehicles, which is a decrease of 153 vehicles from the baseline; it is below the 90 percent confidence interval by 262 vehicles and below the 1 percent increase trigger by 298 vehicles.

The following is a summary of the 2019 Monitoring Report results.

**Inbound AM:**

Adjusted Average 2019 Counts	3,193
Baseline-established 90 percent Confidence Interval (2001)	± 120
Adjusted Average 2001 Counts	3,319
Baseline-established Significant Traffic Increase (2001) (+)	3,439
Baseline-established 1 percent Increase Trigger (2001)	3,474
Results Fall below the 90 percent Confidence Interval by	-246
Results Falls below 1 percent Trigger by	-281

**Outbound PM:**

Adjusted Average 2019 Counts	3,292
Baseline-established 90 percent Confidence Interval (2001)	± 109
Adjusted Average 2001 Counts	3,446
Baseline-established Significant Traffic Increase (2001) (+)	3,555
Baseline-established 1 percent Increase Trigger (2001)	3,591
Results Fall below the 90 percent Confidence Interval by	-263
Results Falls below 1 percent Trigger by	-299

### 5.1.20 Stanford University No-Net-New-Commute-Trips Compliance Monitoring Program Report – 2020 Monitoring Report #20

This section summarizes the 2020 Monitoring Report. The count dates for the 2020 Monitoring Report were as follows:

- Week of September 28, 2020
- Week of October 5, 2020

This year was highly unusual due to the 2020 COVID-19 shelter-in-place order, which was issued in March of 2020 and continued through the year. This resulted in the Stanford campus shutting down to limit the spread of the virus. The Stanford traffic monitoring program could not be conducted in the spring of 2020 because the campus was closed. In addition, the 2-week fall 2020 count included raw traffic volumes only. The methodology established for the 2000 GUP over the past 19 years requires traffic counts eight weeks per year. However, given the pandemic, the County determined that 2 weeks of raw traffic counts would be sufficient as long as the counts demonstrate reduced traffic volumes, due to the campus closures and the pandemic, when compared with the average raw counts from the previous 19 years.

As described in the previous paragraph, the data could not be compared with the baseline. Instead, AECOM compared the raw, unadjusted data with the newly compiled historic raw, unadjusted data from the previous 19 years. Two weeks of data in the fall of 2020 found an average AM peak-hour traffic volume of 1,747. This is compared with the AM peak-hour average of 4,091 from the previous 19 years of data. Two weeks of data in the fall of 2020 found an average PM peak-hour traffic volume of 2,045. This is compared with the PM peak-hour average of 4,355 from the previous 19 years of data. Thus, 2020 traffic counts during pandemic conditions showed traffic at less than half of normal levels.

**5.1.21 Stanford University No-Net-New-Commute-Trips Compliance Monitoring Program Report – 2021 Monitoring Report #21**

This section summarizes the 2021 Monitoring Report. The count dates for the 2021 Monitoring Report were as follows:

- Week of April 19, 2021
- Week of September 27, 2021
- Week of October 11, 2021
- Week of October 25, 2021
- Week of April 26, 2021
- Week of October 4, 2021
- Week of October 18, 2021
- Week of November 1, 2021

This year continued the highly usual conditions which began in 2020 with the COVID-19 shelter-in-place order which began in March of 2020. The Stanford campus was closed to limit the spread of the virus. The Stanford traffic monitoring program was conducted in the spring with the raw counts only. The campus reopened in the fall of 2021 with strict safety precautions in place when the counts were conducted as usual except for six weeks instead of two, to make up for the missed data in the spring. The methodology established for the 2000 GUP over the previous 19 years requires traffic counts eight weeks per year. However, given the pandemic, the County determined that 6 weeks of adjusted traffic data in the fall with two weeks of raw traffic data in the spring would be sufficient as long as the counts demonstrate traffic volumes are below the thresholds.

As described in the previous paragraph, 2021 represented a “hybrid” year in the monitoring program. In the spring, only raw counts were collected for two weeks, similar to how the program was executed in 2020, due to the COVID-19 pandemic and associated closure of the campus. In the fall, the data collection returned to normal, but for six weeks instead of the fall’s usual two weeks, to make up for the missed data from the spring. The spring 2021 report contains a full discussion of the raw, unadjusted spring data. Two weeks of data in the spring of 2021 found an average AM peak-hour traffic volume of 2,280. This is compared with the AM peak-hour average of 4,091 from the 19 years of data when there was not a public health crisis. Two weeks of data in the spring of 2021 found an average PM peak-hour traffic volume of 2,584. This is compared with the PM peak-hour average of 4,355 from the 19 years of data collected under normal conditions. Thus, spring 2021 traffic counts during pandemic conditions showed traffic at slightly more than half of normal levels. In the fall, the monitoring program collected all the data required to compare traffic levels to the baseline.

The 2021 Monitoring Report concludes that the adjusted AM inbound fall count totaled 2,719 vehicles. This represents a decrease of 600 vehicles from the baseline; it is 720 vehicles below the 90 percent confidence interval and 755 vehicles below the established 1 percent trigger. The PM outbound fall count totaled 2,892 vehicles, which is a decrease of 554 vehicles from the baseline; it is below the 90 percent confidence interval by 663 vehicles and below the established 1 percent trigger by 699 vehicles.

The following is a summary of the 2021 Monitoring Report results for the fall.

**Inbound AM:**

Adjusted Average 2021 Counts	2,719
Baseline-established 90 percent Confidence Interval (2001)	120
Adjusted Average 2001 Counts	3,319
Baseline-established Significant Traffic Increase (2001) (+)	3,439
Baseline-established 1 percent Increase Trigger (2001)	3,474
Results Fall below the 90 percent Confidence Interval by	-720

Results Falls below 1 percent Trigger by -755

**Outbound PM:**

Adjusted Average 2021 Counts	2,892
Baseline-established 90 percent Confidence Interval (2001)	109
Adjusted Average 2001 Counts	3,446
Baseline-established Significant Traffic Increase (2001) (+)	3,555
Baseline-established 1 percent Increase Trigger (2001)	3,591
Results Fall below the 90 percent Confidence Interval by	-663
Results Falls below 1 percent Trigger by	-699



**5.1.22 Stanford University No-Net-New-Commute-Trips Compliance Monitoring Program Report – 2022 Monitoring Report #22**

This section summarizes the 2022 Monitoring Report. The count dates for the 2022 Monitoring Report were as follows:

- Week of April 11, 2022
- Week of April 18, 2022
- Week of April 25, 2022
- Week of May 2, 2022
- Week of May 9, 2022
- Week of May 16, 2022
- Week of October 3, 2022
- Week of October 10, 2022

The 2022 Monitoring Report concluded that the adjusted AM inbound count totaled 2,312 vehicles. This represents a decrease of 1,007 vehicles from the baseline; it is 1,127 vehicles below the 90 percent confidence interval and 1,162 vehicles below the established 1 percent trigger. The PM outbound count totaled 2,840 vehicles, which is a decrease of 606 vehicles from the baseline; it is below the 90 percent confidence interval by 715 vehicles and below the established 1 percent trigger by 751 vehicles.

The following is a summary of the 2022 Monitoring Report results.

**Inbound AM:**

Adjusted Average 2022 Counts	2,315
Baseline-established 90% Confidence Interval (2001)	120
Adjusted Average 2001 Counts	3,319
Baseline-established Significant Traffic Increase (2001) (+)	3,439
Baseline-established 1% Increase Trigger (2001)	3,474
Results Fall below the 90% Confidence Interval by	-1,124
Results Falls below 1% Trigger by	-1,159

**Outbound PM:**

Adjusted Average 2022 Counts	2,840
Baseline-established 90% Confidence Interval (2001)	109
Adjusted Average 2001 Counts	3,446
Baseline-established Significant Traffic Increase (2001) (+)	3,555
Baseline-established 1% Increase Trigger (2001)	3,591
Results Fall below the 90% Confidence Interval by	-715
Results Falls below 1% Trigger by	-751

### 5.1.23 Stanford University No-Net-New-Commute-Trips Compliance Monitoring Program Report – 2023 Monitoring Report #23

This section summarizes the 2023 Monitoring Report. The count dates for the 2023 Monitoring Report were as follows:

- Week of April 17, 2023
- Week of April 24, 2023
- Week of May 1, 2023
- Week of May 8, 2023
- Week of May 15, 2023
- Week of May 22, 2023
- Week of October 16, 2023
- Week of October 23, 2023

The 2023 Monitoring Report concluded that the 2023 AM inbound adjusted average is 2,723 vehicles, 82 percent of the adjusted baseline from 2001. This represents a decrease of 596 vehicles from the baseline; it is 716 vehicles below the 90 percent confidence interval and 751 vehicles below the established 1 percent trigger. The PM outbound count totaled 3,062 vehicles, which is a decrease of 384 vehicles from the baseline; it is below the 90 percent confidence interval by 493 vehicles and below the established 1 percent trigger by 529 vehicles.

The following is a summary of the 2023 Monitoring Report results.

#### **Inbound AM:**

Adjusted Average 2023 Counts	2,723
Baseline-established 90% Confidence Interval (2001)	120
Adjusted Average 2001 Counts	3,319
Baseline-established Significant Traffic Increase (2001) (+)	3,439
Baseline-established 1% Increase Trigger (2001)	3,474
Results Fall below the 90% Confidence Interval by	-716
Results Falls below 1% Trigger by	-751

#### **Outbound PM:**

Adjusted Average 2023 Counts	3,062
Baseline-established 90% Confidence Interval (2001)	109
Adjusted Average 2001 Counts	3,446
Baseline-established Significant Traffic Increase (2001) (+)	3,555
Baseline-established 1% Increase Trigger (2001)	3,591
Results Fall below the 90% Confidence Interval by	-493
Results Falls below 1% Trigger by	-529

## **Appendix A**

### **Detailed Daily Cordon Counts**

Client: AECOM  
 File Number:  
 Route: 1 - Campus Dr  
 Location: Between Junipero Serra Blvd & Golf Club Driveway

Site Ref: 01  
 Direction: NB

Count Date	4/17/2023		4/18/2023		4/19/2023		4/20/2023		4/21/2023		Average	
Count Time	AM	PM	AM	PM	AM	PM	AM	PM	AM	PM	AM	PM
00:00	1	52	4	70	7	74	5	81	4	82	4	72
00:15	5	65	2	72	7	80	5	68	6	74	5	72
00:30	6	54	2	73	1	86	8	59	5	84	4	71
00:45	5	67	2	65	4	80	4	72	3	99	4	77
01:00	2	58	5	70	3	76	4	75	4	71	4	70
01:15	3	86	1	68	3	93	3	79	0	75	2	80
01:30	2	56	2	67	2	91	4	80	5	73	3	73
01:45	3	56	3	62	1	92	2	76	3	69	2	71
02:00	4	56	1	90	5	66	3	65	4	78	3	71
02:15	0	80	3	68	5	83	1	84	3	84	2	80
02:30	2	60	2	76	0	74	6	74	3	72	3	71
02:45	1	79	0	70	3	86	2	61	2	70	2	73
03:00	3	40	2	54	2	57	3	51	3	84	3	57
03:15	1	64	1	73	1	69	1	57	1	70	1	67
03:30	5	59	2	97	1	86	7	79	3	58	4	76
03:45	5	74	6	72	6	88	9	64	6	68	6	73
04:00	6	63	8	79	7	73	6	58	6	76	7	70
04:15	5	65	5	74	6	85	2	84	5	65	5	75
04:30	6	70	9	89	9	54	8	73	7	68	8	71
04:45	10	82	19	110	18	85	21	84	20	78	18	88
05:00	15	54	20	74	16	74	14	69	9	77	15	70
05:15	39	49	25	85	27	84	27	71	27	58	29	69
05:30	51	62	53	69	56	84	57	74	41	71	52	72
05:45	88	86	87	91	86	96	86	106	83	75	86	91
06:00	67	73	66	91	66	93	61	89	59	94	64	88
06:15	86	78	86	89	111	118	91	100	72	95	89	96
06:30	77	49	93	69	91	61	80	80	80	76	84	67
06:45	97	50	117	70	101	72	95	49	66	65	95	61
07:00	89	49	99	46	99	65	86	48	82	46	91	51
07:15	109	43	108	43	123	42	117	40	84	41	108	42
07:30	133	32	145	42	132	32	108	45	104	52	124	41
07:45	139	36	150	46	146	34	170	44	134	33	148	39
08:00	188	32	199	29	169	39	203	26	151	44	182	34
08:15	182	33	175	27	190	27	185	29	162	34	179	30
08:30	148	25	185	25	205	22	189	24	140	25	173	24
08:45	178	22	168	25	201	24	198	25	177	25	184	24
09:00	133	19	185	24	172	18	141	21	136	26	153	22
09:15	129	19	150	14	174	17	155	12	110	33	144	19
09:30	102	17	115	16	155	23	116	31	120	23	122	22
09:45	120	22	135	20	140	20	130	24	130	27	131	23
10:00	134	8	112	22	103	13	123	20	110	19	116	16
10:15	87	12	102	18	104	14	118	19	95	18	101	16
10:30	85	17	89	13	89	18	96	15	90	14	90	15
10:45	83	7	79	10	83	8	77	11	85	16	81	10
11:00	100	5	76	8	73	9	89	15	74	12	82	10
11:15	83	5	75	5	85	8	74	7	97	9	83	7
11:30	60	7	74	4	88	8	68	11	94	14	77	9
11:45	63	3	67	4	75	8	91	4	103	10	80	6
<b>Totals</b>	<b>2940</b>	<b>2200</b>	<b>3114</b>	<b>2578</b>	<b>3251</b>	<b>2709</b>	<b>3149</b>	<b>2533</b>	<b>2808</b>	<b>2630</b>	<b>3052</b>	<b>2530</b>
<b>Day Total</b>	<b>5140</b>		<b>5692</b>		<b>5960</b>		<b>5682</b>		<b>5438</b>		<b>5582</b>	
<b>AM Pct</b>	<b>57.2%</b>		<b>54.7%</b>		<b>54.5%</b>		<b>55.4%</b>		<b>51.6%</b>		<b>54.7%</b>	
Peak Hour	9:00	18:30	9:00	18:15	9:00	18:30	9:00	18:30	8:45	17:30	9:00	18:30
Peak Volume	712	342	778	436	773	493	746	397	752	389	749	400
P.H.F	0.9368	0.9396	0.8493	0.9561	0.9159	0.9337	0.9279	0.8941	0.9495	0.8037	0.9512	0.9496

**AECOM**

<b>7:00-8:00 AM</b>	470	502	500	481	404	471
<b>7:15-8:15 AM</b>	569	602	570	598	473	562
<b>7:30-8:30 AM</b>	642	669	637	666	551	633
<b>7:45-8:45 AM</b>	657	709	710	747	587	682
<b>8:00-9:00 AM</b>	696	727	765	775	630	719

<b>4:00-5:00 PM</b>	280	352	297	299	287	303
<b>4:15-5:15 PM</b>	271	347	298	310	288	303
<b>4:30-5:30 PM</b>	255	358	297	297	281	298
<b>4:45-5:45 PM</b>	247	338	327	298	284	299
<b>5:00-6:00 PM</b>	251	319	338	320	281	302

Client: AECOM  
 File Number:  
 Route: 1 - Campus Dr  
 Location: Between Junipero Serra Blvd & Golf Club Driveway

Site Ref: 01  
 Direction: SB

Count Date	4/17/2023		4/18/2023		4/19/2023		4/20/2023		4/21/2023		Average	
Count Time	AM	PM	AM	PM	AM	PM	AM	PM	AM	PM	AM	PM
00:00	10	52	7	69	11	74	15	81	10	72	11	70
00:15	7	70	11	75	7	63	8	78	4	93	7	76
00:30	6	62	4	63	4	71	10	65	12	77	7	68
00:45	3	66	2	69	4	87	6	66	9	68	5	71
01:00	1	64	4	88	2	86	4	63	3	83	3	77
01:15	0	63	4	91	5	84	2	94	2	108	3	88
01:30	0	78	2	88	3	82	4	80	6	88	3	83
01:45	4	90	3	108	2	90	4	116	5	141	4	109
02:00	2	103	2	130	3	116	3	135	4	124	3	122
02:15	1	113	7	139	4	120	9	130	5	136	5	128
02:30	4	136	15	147	16	173	14	166	14	165	13	157
02:45	0	135	2	183	1	154	3	155	1	144	1	154
03:00	2	157	2	182	0	190	0	187	2	157	1	175
03:15	1	135	3	160	1	185	2	161	3	150	2	158
03:30	2	151	2	182	1	163	2	172	1	163	2	166
03:45	0	170	0	161	3	153	1	205	3	165	1	171
04:00	2	164	1	192	0	177	5	208	1	153	2	179
04:15	1	176	1	167	1	167	0	199	2	155	1	173
04:30	5	186	1	209	2	208	3	240	4	179	3	204
04:45	0	179	3	179	4	201	3	196	2	167	2	184
05:00	2	203	2	205	2	202	2	177	1	170	2	191
05:15	2	178	5	237	1	235	4	218	4	169	3	207
05:30	8	170	7	220	4	192	5	181	10	174	7	187
05:45	8	129	7	220	7	225	11	200	9	169	8	189
06:00	8	141	12	204	8	152	9	146	9	149	9	158
06:15	11	131	12	159	7	195	5	136	9	114	9	147
06:30	17	134	18	143	17	178	19	133	19	120	18	142
06:45	23	106	19	148	26	123	23	127	27	106	24	122
07:00	19	105	23	108	31	128	14	109	21	71	22	104
07:15	30	100	34	114	45	100	39	79	31	87	36	96
07:30	59	77	77	97	72	99	74	105	67	94	70	94
07:45	90	80	100	90	104	101	89	80	74	65	91	83
08:00	45	53	41	79	57	63	52	68	55	51	50	63
08:15	45	43	46	54	43	76	48	58	32	52	43	57
08:30	39	63	33	54	43	56	45	40	53	43	43	51
08:45	36	37	60	53	47	47	42	61	39	51	45	50
09:00	31	35	36	55	41	31	46	51	38	39	38	42
09:15	37	26	44	48	64	29	32	48	47	38	45	38
09:30	39	37	45	46	53	31	36	46	41	41	43	40
09:45	38	39	42	28	51	38	67	28	35	22	47	31
10:00	29	26	43	31	43	31	45	32	42	32	40	30
10:15	44	27	44	33	42	22	68	25	57	25	51	26
10:30	38	13	39	17	59	24	67	17	55	32	52	21
10:45	54	20	60	18	61	33	59	21	69	14	61	21
11:00	72	17	52	25	62	21	60	20	64	19	62	20
11:15	75	14	50	13	55	24	61	19	51	9	58	16
11:30	66	10	57	20	61	15	73	16	67	20	65	16
11:45	61	14	59	14	72	14	64	16	87	15	69	15
<b>Totals</b>	<b>1077</b>	<b>4378</b>	<b>1143</b>	<b>5215</b>	<b>1252</b>	<b>5129</b>	<b>1257</b>	<b>5054</b>	<b>1206</b>	<b>4579</b>	<b>1187</b>	<b>4871</b>
<b>Day Total</b>	<b>5455</b>		<b>6358</b>		<b>6381</b>		<b>6311</b>		<b>5785</b>		<b>6058</b>	
<b>AM Pct</b>	19.7%		18.0%		19.6%		19.9%		20.8%		19.6%	
Peak Hour	9:00	18:30	9:00	18:15	9:00	18:30	9:00	18:30	8:45	17:30	9:00	18:30
Peak Volume	712	342	778	436	773	493	746	397	752	389	749	400
P.H.F	0.9368	0.9396	0.8493	0.9561	0.9159	0.9337	0.9279	0.8941	0.9495	0.8037	0.9512	0.9496

**AECOM**

<b>7:00-8:00 AM</b>	198	234	252	216	193	219
<b>7:15-8:15 AM</b>	224	252	278	254	227	247
<b>7:30-8:30 AM</b>	239	264	276	263	228	254
<b>7:45-8:45 AM</b>	219	220	247	234	214	227
<b>8:00-9:00 AM</b>	165	180	190	187	179	180

<b>4:00-5:00 PM</b>	705	747	753	843	654	740
<b>4:15-5:15 PM</b>	744	760	778	812	671	753
<b>4:30-5:30 PM</b>	746	830	846	831	685	788
<b>4:45-5:45 PM</b>	730	841	830	772	680	771
<b>5:00-6:00 PM</b>	680	882	854	776	682	775

Client: AECOM  
 File Number:  
 Route: 2 - Stock Farm Rd  
 Location: Between Sand Hill Rd & Oak Rd

Site Ref: 2  
 Direction: EB

Count Date	4/17/2023		4/18/2023		4/19/2023		4/20/2023		4/21/2023		Average	
Count Time	AM	PM	AM	PM	AM	PM	AM	PM	AM	PM	AM	PM
00:00	2	52	4	59	2	70	5	54	6	38	4	55
00:15	5	51	2	57	2	45	5	44	4	38	4	47
00:30	2	36	0	67	0	54	1	41	2	47	1	49
00:45	2	41	1	61	2	77	2	54	5	61	2	59
01:00	1	47	0	67	1	46	3	58	3	40	2	52
01:15	0	42	2	64	1	40	2	59	2	38	1	49
01:30	0	39	2	56	1	29	2	43	3	37	2	41
01:45	1	45	2	57	0	42	0	45	2	63	1	50
02:00	0	33	0	40	2	45	1	53	3	39	1	42
02:15	1	51	0	44	2	67	2	42	1	50	1	51
02:30	2	38	1	39	2	49	0	47	1	44	1	43
02:45	0	43	0	46	0	43	0	55	1	51	0	48
03:00	1	33	0	42	1	47	1	50	2	34	1	41
03:15	0	37	1	40	1	42	5	32	1	33	2	37
03:30	6	27	7	25	5	32	5	43	6	37	6	33
03:45	3	46	7	46	7	53	2	54	2	51	4	50
04:00	3	41	7	33	3	37	5	72	2	42	4	45
04:15	4	35	1	40	4	39	4	46	7	51	4	42
04:30	7	45	8	38	7	40	9	48	12	31	9	40
04:45	16	47	14	30	9	55	8	48	12	46	12	45
05:00	11	32	18	23	12	53	17	47	10	40	14	39
05:15	29	39	26	34	25	58	28	51	21	58	26	48
05:30	34	48	40	27	38	55	42	100	39	43	39	55
05:45	79	38	75	29	71	63	74	61	82	58	76	50
06:00	89	45	100	35	96	52	119	39	106	46	102	43
06:15	143	57	156	54	156	76	151	63	150	58	151	62
06:30	110	30	154	33	130	41	149	50	117	41	132	39
06:45	82	35	94	18	105	28	117	38	93	35	98	31
07:00	107	16	98	10	89	27	119	31	94	32	101	23
07:15	104	16	114	19	125	25	146	18	97	22	117	20
07:30	135	12	122	17	122	14	123	24	141	14	129	16
07:45	189	24	147	10	144	18	180	12	133	12	159	15
08:00	123	23	118	11	109	19	122	12	125	7	119	14
08:15	120	15	111	9	123	16	136	10	122	14	122	13
08:30	133	10	112	5	122	8	122	9	127	10	123	8
08:45	110	7	154	7	142	8	140	13	127	19	135	11
09:00	118	11	120	9	122	10	155	10	106	11	124	10
09:15	111	13	140	12	139	10	131	13	93	12	123	12
09:30	116	10	100	12	114	6	105	13	102	16	107	11
09:45	123	7	110	6	101	6	123	4	93	5	110	6
10:00	97	8	88	6	80	7	107	12	62	15	87	10
10:15	68	8	70	13	74	6	107	9	75	6	79	8
10:30	63	9	76	4	78	6	64	8	63	9	69	7
10:45	59	6	77	4	75	4	56	3	70	11	67	6
11:00	30	2	67	4	46	8	46	1	45	10	47	5
11:15	64	7	54	6	63	3	59	10	48	7	58	7
11:30	49	2	57	2	48	5	59	2	53	6	53	3
11:45	47	0	70	7	59	2	79	3	50	3	61	3
<b>Totals</b>	<b>2599</b>	<b>1359</b>	<b>2727</b>	<b>1377</b>	<b>2660</b>	<b>1586</b>	<b>2938</b>	<b>1654</b>	<b>2521</b>	<b>1491</b>	<b>2689</b>	<b>1493</b>
<b>Day Total</b>	<b>3958</b>		<b>4104</b>		<b>4246</b>		<b>4592</b>		<b>4012</b>		<b>4182</b>	
<b>AM Pct</b>	65.7%		66.4%		62.6%		64.0%		62.8%		64.3%	
<b>Peak Hour</b>	9:00	18:30	9:00	18:15	9:00	18:30	9:00	18:30	8:45	17:30	9:00	18:30
<b>Peak Volume</b>	712	342	778	436	773	493	746	397	752	389	749	400
<b>P.H.F</b>	0.9368	0.9396	0.8493	0.9561	0.9159	0.9337	0.9279	0.8941	0.9495	0.8037	0.9512	0.9496

**AECOM**

<b>7:00-8:00 AM</b>	535	481	480	568	465	506
<b>7:15-8:15 AM</b>	551	501	500	571	496	524
<b>7:30-8:30 AM</b>	567	498	498	561	521	529
<b>7:45-8:45 AM</b>	565	488	498	560	507	524
<b>8:00-9:00 AM</b>	486	495	496	520	501	500

<b>4:00-5:00 PM</b>	168	141	171	214	170	173
<b>4:15-5:15 PM</b>	159	131	187	189	168	167
<b>4:30-5:30 PM</b>	163	125	206	194	175	173
<b>4:45-5:45 PM</b>	166	114	221	246	187	187
<b>5:00-6:00 PM</b>	157	113	229	259	199	191

Client: AECOM  
 File Number:  
 Route: 2 - Stock Farm Rd  
 Location: Between Sand Hill Rd & Oak Rd

Site Ref: 2  
 Direction: WB

Count Date	4/17/2023		4/18/2023		4/19/2023		4/20/2023		4/21/2023		Average	
	AM	PM	AM	PM	AM	PM	AM	PM	AM	PM	AM	PM
00:00	1	41	7	58	0	47	4	61	7	41	4	50
00:15	7	36	7	45	0	33	14	56	8	42	7	42
00:30	8	28	5	47	0	42	4	42	3	47	4	41
00:45	1	31	5	45	0	38	6	43	5	39	3	39
01:00	2	53	3	43	0	53	5	45	6	46	3	48
01:15	3	36	4	49	0	72	1	57	5	53	3	53
01:30	2	48	4	58	0	50	9	56	4	47	4	52
01:45	2	47	1	44	0	55	1	58	5	57	2	52
02:00	0	52	0	52	0	62	1	49	3	81	1	59
02:15	2	51	2	75	0	65	2	82	3	67	2	68
02:30	1	66	8	41	0	67	4	86	7	98	4	72
02:45	2	75	3	97	0	70	2	76	1	67	2	77
03:00	2	80	0	85	0	89	2	81	1	80	1	83
03:15	1	44	2	93	0	91	2	104	1	90	1	84
03:30	0	45	1	99	0	101	1	104	2	83	1	86
03:45	0	84	0	89	0	118	0	109	1	86	0	97
04:00	1	100	1	89	0	106	5	88	0	81	1	93
04:15	0	123	1	109	0	111	1	144	2	96	1	117
04:30	3	111	5	88	0	118	4	123	1	120	3	112
04:45	2	116	1	129	0	121	3	121	1	105	1	118
05:00	0	143	1	131	0	122	2	134	3	118	1	130
05:15	6	128	1	139	0	135	4	138	3	126	3	133
05:30	1	131	1	160	1	154	2	122	2	107	1	135
05:45	5	123	1	171	1	164	7	135	4	118	4	142
06:00	3	125	6	159	0	164	5	115	7	108	4	134
06:15	6	109	7	102	0	93	3	134	9	109	5	109
06:30	3	104	2	140	0	132	7	113	4	115	3	121
06:45	12	90	4	110	0	93	16	99	12	78	9	94
07:00	12	94	6	99	0	100	15	101	14	88	9	96
07:15	20	109	4	94	0	91	18	98	21	79	13	94
07:30	38	95	9	110	0	123	30	107	25	121	20	111
07:45	32	56	14	96	0	92	29	86	25	59	20	78
08:00	40	58	36	75	1	69	41	72	29	63	29	67
08:15	35	43	39	0	28	64	31	52	38	42	34	40
08:30	23	28	36	0	40	40	39	35	27	31	33	27
08:45	30	24	40	0	21	33	30	31	37	38	32	25
09:00	22	22	40	0	28	34	32	42	19	29	28	25
09:15	21	19	34	0	32	33	27	35	21	23	27	22
09:30	22	28	39	0	24	36	32	30	33	40	30	27
09:45	33	17	35	0	28	29	34	28	25	23	31	19
10:00	25	16	37	0	28	23	28	25	34	26	30	18
10:15	32	14	36	0	29	23	31	19	31	24	32	16
10:30	23	15	34	0	37	18	43	20	35	16	34	14
10:45	25	19	44	0	19	19	31	12	33	18	30	14
11:00	34	20	43	0	27	15	35	23	29	15	34	15
11:15	28	9	34	0	27	8	38	17	29	16	31	10
11:30	42	8	43	0	43	15	36	20	59	13	45	11
11:45	46	9	42	0	36	9	46	10	47	14	43	8
<b>Totals</b>	<b>659</b>	<b>2923</b>	<b>728</b>	<b>3021</b>	<b>450</b>	<b>3440</b>	<b>763</b>	<b>3438</b>	<b>721</b>	<b>3083</b>	<b>664</b>	<b>3181</b>
<b>Day Total</b>	<b>3582</b>		<b>3749</b>		<b>3890</b>		<b>4201</b>		<b>3804</b>		<b>3845</b>	
<b>AM Pct</b>	18.4%		19.4%		11.6%		18.2%		19.0%		17.3%	
<b>Peak Hour</b>	9:00	18:30	9:00	18:15	9:00	18:30	9:00	18:30	8:45	17:30	9:00	18:30
<b>Peak Volume</b>	712	342	778	436	773	493	746	397	752	389	749	400
<b>P.H.F</b>	0.9368	0.9396	0.8493	0.9561	0.9159	0.9337	0.9279	0.8941	0.9495	0.8037	0.9512	0.9496

**AECOM**

<b>7:00-8:00 AM</b>	102	33	0	92	85	62
<b>7:15-8:15 AM</b>	130	63	1	118	100	82
<b>7:30-8:30 AM</b>	145	98	29	131	117	104
<b>7:45-8:45 AM</b>	130	125	69	140	119	117
<b>8:00-9:00 AM</b>	128	151	90	141	131	128

<b>4:00-5:00 PM</b>	450	415	456	476	402	440
<b>4:15-5:15 PM</b>	493	457	472	522	439	477
<b>4:30-5:30 PM</b>	498	487	496	516	469	493
<b>4:45-5:45 PM</b>	518	559	532	515	456	516
<b>5:00-6:00 PM</b>	525	601	575	529	469	540

Client: AECOM  
 File Number:  
 Route: 3 - Welch Rd  
 Location: Between Oak Rd & S Pasteur Dr

Site Ref: 03  
 Direction: SB

Count Date	4/17/2023		4/18/2023		4/19/2023		4/20/2023		4/21/2023		Average	
Count Time	AM	PM	AM	PM	AM	PM	AM	PM	AM	PM	AM	PM
00:00	4	23	3	31	5	29	7	29	3	19	4	26
00:15	0	22	2	32	3	24	2	40	3	19	2	27
00:30	0	22	3	32	0	26	3	41	2	31	2	30
00:45	1	40	1	32	1	41	3	33	5	26	2	34
01:00	3	29	1	33	2	36	6	37	1	36	3	34
01:15	0	36	1	38	3	34	2	42	2	33	2	37
01:30	1	24	1	34	0	25	0	37	2	14	1	27
01:45	1	35	1	41	0	39	0	40	2	49	1	41
02:00	0	27	2	34	3	32	3	39	2	25	2	31
02:15	0	23	4	42	6	32	4	35	4	42	4	35
02:30	0	40	3	33	2	48	2	44	3	45	2	42
02:45	1	49	5	44	2	44	4	41	1	46	3	45
03:00	0	37	1	50	2	56	0	45	1	39	1	45
03:15	3	30	3	46	2	55	0	46	1	45	2	44
03:30	1	59	2	50	3	44	2	57	1	44	2	51
03:45	0	43	2	52	1	43	2	51	2	42	1	46
04:00	2	49	1	41	2	50	0	52	1	43	1	47
04:15	4	39	7	41	3	47	2	46	6	53	4	45
04:30	7	42	5	69	6	49	11	43	8	65	7	54
04:45	5	36	9	36	12	44	14	47	6	43	9	41
05:00	14	31	14	38	7	46	11	33	12	48	12	39
05:15	13	30	18	39	13	42	11	53	9	34	13	40
05:30	18	50	12	57	22	57	19	54	15	31	17	50
05:45	30	38	31	57	22	66	23	53	25	44	26	52
06:00	31	27	32	47	28	42	30	56	23	44	29	43
06:15	41	25	26	36	26	28	25	22	31	34	30	29
06:30	38	27	35	26	37	24	37	32	24	26	34	27
06:45	35	16	37	30	30	21	32	27	38	25	34	24
07:00	35	20	36	22	32	32	33	29	28	24	33	25
07:15	23	30	31	31	40	28	31	26	27	29	30	29
07:30	45	26	61	14	51	24	60	27	46	29	53	24
07:45	53	25	51	18	49	16	48	15	36	14	47	18
08:00	46	14	39	19	36	18	44	12	34	17	40	16
08:15	37	22	36	22	45	14	41	13	35	13	39	17
08:30	40	11	50	14	49	11	43	12	41	12	45	12
08:45	46	13	57	11	61	9	58	8	47	12	54	11
09:00	44	8	48	9	46	9	40	17	44	11	44	11
09:15	37	8	46	14	38	9	41	7	36	10	40	10
09:30	32	7	31	9	38	13	37	13	38	12	35	11
09:45	41	10	40	7	29	14	32	9	34	4	35	9
10:00	37	7	31	6	32	7	35	3	23	6	32	6
10:15	25	3	28	4	49	6	41	6	22	3	33	4
10:30	18	3	37	7	34	10	37	8	28	6	31	7
10:45	35	5	44	4	50	2	38	5	40	5	41	4
11:00	39	7	31	9	32	7	49	11	32	9	37	9
11:15	29	8	28	1	32	7	36	6	32	6	31	6
11:30	28	7	35	7	38	3	39	7	35	9	35	7
11:45	28	4	39	3	20	3	23	5	28	4	28	4
<b>Totals</b>	<b>971</b>	<b>1187</b>	<b>1061</b>	<b>1372</b>	<b>1044</b>	<b>1366</b>	<b>1061</b>	<b>1414</b>	<b>919</b>	<b>1281</b>	<b>1011</b>	<b>1324</b>
<b>Day Total</b>	<b>2158</b>	<b>2433</b>	<b>2410</b>	<b>2475</b>	<b>2200</b>	<b>2335</b>						
<b>AM Pct</b>	<b>45.0%</b>	<b>43.6%</b>	<b>43.3%</b>	<b>42.9%</b>	<b>41.8%</b>	<b>43.3%</b>						
<b>Peak Hour</b>	9:00	18:30	9:00	18:15	9:00	18:30	9:00	18:30	8:45	17:30	9:00	18:30
<b>Peak Volume</b>	712	342	778	436	773	493	746	397	752	389	749	400
<b>P.H.F</b>	0.9368	0.9396	0.8493	0.9561	0.9159	0.9337	0.9279	0.8941	0.9495	0.8037	0.9512	0.9496

<b>AECOM</b>												
<b>7:00-8:00 AM</b>	156	179	172	172	137	163						
<b>7:15-8:15 AM</b>	167	182	176	183	143	170						
<b>7:30-8:30 AM</b>	181	187	181	193	151	179						
<b>7:45-8:45 AM</b>	176	176	179	176	146	171						
<b>8:00-9:00 AM</b>	169	182	191	186	157	177						
<b>4:00-5:00 PM</b>	166	187	190	188	204	187						
<b>4:15-5:15 PM</b>	148	184	186	169	209	179						
<b>4:30-5:30 PM</b>	139	182	181	176	190	174						
<b>4:45-5:45 PM</b>	147	170	189	187	156	170						
<b>5:00-6:00 PM</b>	149	191	211	193	157	180						



Client: AECOM  
 File Number:  
 Route: 3 - Welch Rd  
 Location: Between Oak Rd & S Pasteur Dr

Site Ref: 03  
 Direction: NB

Count Time	4/17/2023		4/18/2023		4/19/2023		4/20/2023		4/21/2023		Average	
	AM	PM	AM	PM	AM	PM	AM	PM	AM	PM	AM	PM
00:00	3	28	2	29	6	23	7	35	10	34	6	30
00:15	2	41	2	30	6	22	7	25	4	31	4	30
00:30	1	33	5	35	1	50	2	33	5	39	3	38
00:45	4	27	4	42	0	44	3	39	2	47	3	40
01:00	0	30	0	32	1	47	1	26	1	31	1	33
01:15	1	25	2	29	5	33	3	30	1	30	2	29
01:30	1	35	2	42	2	30	4	23	1	22	2	30
01:45	1	34	0	29	1	38	3	39	3	41	2	36
02:00	1	21	1	46	2	35	1	33	3	34	2	34
02:15	2	29	10	43	12	42	16	30	15	33	11	35
02:30	2	32	22	37	27	32	18	37	19	38	18	35
02:45	0	26	2	46	0	37	5	46	1	23	2	36
03:00	3	32	0	42	0	28	0	23	1	37	1	32
03:15	1	37	1	34	0	38	1	32	0	28	1	34
03:30	2	38	0	43	1	36	1	30	1	34	1	36
03:45	0	32	0	34	1	50	1	44	3	41	1	40
04:00	0	33	0	30	6	31	0	34	0	45	1	35
04:15	2	39	0	46	1	37	1	50	1	30	1	40
04:30	3	34	6	29	4	33	4	39	4	36	4	34
04:45	5	32	4	39	7	48	8	37	5	47	6	41
05:00	4	35	7	36	9	54	8	35	5	41	7	40
05:15	10	54	7	43	7	39	10	37	6	38	8	42
05:30	10	39	9	30	5	43	8	48	9	33	8	39
05:45	9	43	13	49	11	41	16	45	14	36	13	43
06:00	11	41	11	48	13	53	12	48	16	47	13	47
06:15	28	47	13	65	25	55	11	71	17	52	19	58
06:30	32	46	23	52	29	55	25	54	24	53	27	52
06:45	19	33	24	33	24	30	22	32	27	37	23	33
07:00	19	44	12	38	30	38	17	32	15	39	19	38
07:15	27	27	21	34	24	30	33	35	23	33	26	32
07:30	32	36	32	16	32	41	28	32	27	34	30	32
07:45	38	26	33	26	34	34	35	28	27	23	33	27
08:00	37	22	35	27	35	27	51	22	31	25	38	25
08:15	39	20	32	20	48	21	46	24	35	14	40	20
08:30	26	21	44	13	34	17	33	13	28	17	33	16
08:45	34	11	42	11	41	7	25	14	36	14	36	11
09:00	27	7	30	8	41	10	37	9	31	9	33	9
09:15	25	4	34	8	40	10	24	12	20	10	29	9
09:30	29	15	24	12	28	12	31	10	25	8	27	11
09:45	30	5	28	10	44	12	26	15	20	10	30	10
10:00	27	4	31	7	23	9	30	6	25	8	27	7
10:15	29	5	23	12	33	11	23	8	31	4	28	8
10:30	27	9	20	10	33	14	34	15	18	11	26	12
10:45	21	7	22	7	37	11	32	4	33	8	29	7
11:00	25	6	29	10	35	12	34	6	27	7	30	8
11:15	27	11	26	9	28	9	42	11	23	6	29	9
11:30	20	7	37	9	27	9	19	3	35	3	28	6
11:45	26	5	30	4	45	3	34	1	35	6	34	4
<b>Totals</b>	<b>722</b>	<b>1268</b>	<b>755</b>	<b>1384</b>	<b>898</b>	<b>1441</b>	<b>832</b>	<b>1355</b>	<b>743</b>	<b>1327</b>	<b>790</b>	<b>1355</b>
<b>Day Total</b>	<b>1990</b>	<b>2139</b>	<b>2139</b>	<b>2339</b>	<b>2187</b>	<b>2070</b>	<b>2145</b>					

<b>AM Pct</b>	36.3%	35.3%	38.4%	38.0%	35.9%	36.8%						
<b>Peak Hour</b>	9:00	18:30	9:00	18:15	9:00	18:30	9:00	18:30	8:45	17:30	9:00	18:30
<b>Peak Volume</b>	712	342	778	436	773	493	746	397	752	389	749	400
<b>P.H.F</b>	0.9368	0.9396	0.8493	0.9561	0.9159	0.9337	0.9279	0.8941	0.9495	0.8037	0.9512	0.9496

<b>AECOM</b>												
<b>7:00-8:00 AM</b>	116	98	120	113	92	108						
<b>7:15-8:15 AM</b>	134	121	125	147	108	127						
<b>7:30-8:30 AM</b>	146	132	149	160	120	141						
<b>7:45-8:45 AM</b>	140	144	151	165	121	144						
<b>8:00-9:00 AM</b>	136	153	158	155	130	146						
<b>4:00-5:00 PM</b>	138	144	149	160	158	150						
<b>4:15-5:15 PM</b>	140	150	172	161	154	155						
<b>4:30-5:30 PM</b>	155	147	174	148	162	157						
<b>4:45-5:45 PM</b>	160	148	184	157	159	162						
<b>5:00-6:00 PM</b>	171	158	177	165	148	164						

Client: AECOM  
 File Number:  
 Route: 4 - Quarry Rd  
 Location: Between Welch Rd & Campus Drive West

Site Ref: 04  
 Direction: SB

Count Date	4/17/2023		4/18/2023		4/19/2023		4/20/2023		4/21/2023		Average	
Count Time	AM	PM	AM	PM	AM	PM	AM	PM	AM	PM	AM	PM
00:00	4	19	4	28	5	25	2	32	9	45	5	30
00:15	2	36	2	19	5	28	2	32	3	31	3	29
00:30	4	25	6	23	2	40	4	31	6	22	4	28
00:45	4	38	3	20	2	33	2	33	2	38	3	32
01:00	0	21	2	26	3	35	2	35	2	28	2	29
01:15	2	26	1	34	4	38	2	48	3	30	2	35
01:30	5	15	2	19	3	26	2	30	0	29	2	24
01:45	1	24	0	35	3	35	4	38	2	31	2	33
02:00	3	31	3	22	1	47	3	41	1	34	2	35
02:15	2	31	2	21	2	40	3	38	4	38	3	34
02:30	2	28	2	32	2	41	3	39	3	28	2	34
02:45	2	23	3	42	2	33	1	31	1	38	2	33
03:00	3	27	1	34	6	46	2	35	2	40	3	36
03:15	1	29	1	44	3	31	4	39	2	41	2	37
03:30	2	22	3	24	3	36	5	29	4	21	3	26
03:45	7	27	3	20	6	40	4	42	3	40	5	34
04:00	0	28	9	39	1	40	4	49	8	42	4	40
04:15	5	27	3	35	7	34	6	35	5	29	5	32
04:30	9	25	7	34	10	26	7	42	10	29	9	31
04:45	7	20	12	27	10	28	7	42	6	45	8	32
05:00	10	24	11	40	9	38	12	40	11	28	11	34
05:15	15	28	21	39	14	40	15	33	9	41	15	36
05:30	24	22	17	35	20	34	31	32	15	31	21	31
05:45	26	24	35	37	35	31	28	32	30	29	31	31
06:00	19	23	25	35	20	32	22	30	22	26	22	29
06:15	22	24	22	38	25	34	21	39	23	23	23	32
06:30	23	30	24	31	31	21	30	16	21	22	26	24
06:45	20	14	16	19	21	23	20	24	24	19	20	20
07:00	20	17	24	27	28	23	20	25	13	27	21	24
07:15	22	8	14	22	24	18	19	22	22	23	20	19
07:30	25	22	38	18	28	25	26	24	19	19	27	22
07:45	22	8	23	15	30	16	22	23	35	13	26	15
08:00	21	6	19	27	23	5	30	20	22	17	23	15
08:15	21	17	18	19	32	11	37	11	34	11	28	14
08:30	27	11	15	27	35	16	42	10	39	14	32	16
08:45	15	5	24	10	27	15	25	18	31	14	24	12
09:00	24	11	33	9	30	15	34	12	34	15	31	12
09:15	23	14	20	22	38	16	47	18	27	10	31	16
09:30	22	9	31	12	39	9	33	11	40	15	33	11
09:45	11	8	24	4	31	11	33	9	36	10	27	8
10:00	19	12	25	9	35	10	33	13	31	15	29	12
10:15	24	11	18	11	40	12	24	10	35	19	28	13
10:30	12	9	28	4	32	16	25	4	33	8	26	8
10:45	12	10	26	16	40	9	36	8	26	13	28	11
11:00	31	8	21	6	30	10	30	6	20	12	26	8
11:15	21	2	14	5	30	3	33	7	31	4	26	4
11:30	24	4	18	8	33	4	25	6	26	5	25	5
11:45	30	6	32	5	33	8	29	3	21	2	29	5
<b>Totals</b>	<b>650</b>	<b>909</b>	<b>705</b>	<b>1128</b>	<b>893</b>	<b>1207</b>	<b>851</b>	<b>1247</b>	<b>806</b>	<b>1164</b>	<b>781</b>	<b>1131</b>
<b>Day Total</b>	<b>1559</b>	<b>1833</b>	<b>2100</b>	<b>2098</b>	<b>1970</b>	<b>1912</b>						

<b>AM Pct</b>	41.7%	38.5%	42.5%	40.6%	40.9%	40.8%						
<b>Peak Hour</b>	9:00	18:30	9:00	18:15	9:00	18:30	9:00	18:30	8:45	17:30	9:00	18:30
<b>Peak Volume</b>	712	342	778	436	773	493	746	397	752	389	749	400
<b>P.H.F</b>	0.9368	0.9396	0.8493	0.9561	0.9159	0.9337	0.9279	0.8941	0.9495	0.8037	0.9512	0.9496

**AECOM**

<b>7:00-8:00 AM</b>	89	99	110	87	89	95
<b>7:15-8:15 AM</b>	90	94	105	97	98	97
<b>7:30-8:30 AM</b>	89	98	113	115	110	105
<b>7:45-8:45 AM</b>	91	75	120	131	130	109
<b>8:00-9:00 AM</b>	84	76	117	134	126	107

<b>4:00-5:00 PM</b>	100	135	128	168	145	135
<b>4:15-5:15 PM</b>	96	136	126	159	131	130
<b>4:30-5:30 PM</b>	97	140	132	157	143	134
<b>4:45-5:45 PM</b>	94	141	140	147	145	133

Client: AECOM  
 File Number:  
 Route: 4 - Quarry Rd  
 Location: Between Welch Rd & Campus Drive West

Site Ref: 04  
 Direction: NB

Count Date	4/17/2023		4/18/2023		4/19/2023		4/20/2023		4/21/2023		Average	
	AM	PM	AM	PM	AM	PM	AM	PM	AM	PM	AM	PM
00:00	6	27	7	32	11	45	10	39	10	43	9	37
00:15	1	32	2	32	7	43	6	34	5	25	4	33
00:30	5	39	7	28	5	23	2	34	6	21	5	29
00:45	3	22	4	32	3	36	2	31	9	32	4	31
01:00	1	32	2	33	4	34	6	20	3	31	3	30
01:15	4	26	1	27	2	33	6	33	1	23	3	28
01:30	2	21	4	32	4	31	0	37	3	26	3	29
01:45	4	30	2	24	1	35	0	30	3	28	2	29
02:00	5	37	3	25	2	48	4	48	0	40	3	40
02:15	5	37	3	44	0	48	3	48	1	46	2	45
02:30	5	33	2	31	3	40	3	34	2	29	3	33
02:45	0	32	2	29	1	27	0	34	2	27	1	30
03:00	2	43	1	42	2	27	2	34	2	41	2	37
03:15	4	26	0	28	5	38	3	39	2	35	3	33
03:30	3	30	11	27	3	29	4	36	0	34	4	31
03:45	1	39	6	32	3	30	7	42	2	24	4	33
04:00	6	32	5	43	7	43	2	33	4	53	5	41
04:15	1	34	4	35	4	44	6	33	4	35	4	36
04:30	3	33	8	35	4	45	8	35	6	34	6	36
04:45	6	39	10	34	9	37	5	35	10	24	8	34
05:00	9	42	9	55	12	34	15	36	10	40	11	41
05:15	8	29	12	48	7	31	8	42	11	35	9	37
05:30	6	30	16	48	6	41	13	39	8	28	10	37
05:45	16	34	27	43	21	43	18	46	15	30	19	39
06:00	21	26	23	41	18	28	28	40	16	36	21	34
06:15	28	30	35	34	31	34	33	34	32	29	32	32
06:30	38	23	37	30	43	24	52	34	33	19	41	26
06:45	32	27	39	28	26	26	31	33	41	36	34	30
07:00	21	21	30	26	20	24	21	18	19	20	22	22
07:15	37	32	40	28	35	25	34	21	33	22	36	26
07:30	34	25	35	20	44	24	45	29	25	19	37	23
07:45	44	12	48	17	39	20	43	19	53	13	45	16
08:00	38	16	29	14	34	22	32	18	40	22	35	18
08:15	2	19	42	17	42	20	48	24	40	16	35	19
08:30	32	8	36	16	35	20	30	21	26	18	32	17
08:45	33	10	33	17	38	20	30	18	34	9	34	15
09:00	23	8	30	13	21	12	24	12	22	7	24	10
09:15	26	11	18	13	30	11	27	15	25	14	25	13
09:30	22	8	32	11	29	9	21	11	21	15	25	11
09:45	23	7	23	3	21	11	16	14	20	11	21	9
10:00	17	13	22	9	17	10	21	11	29	12	21	11
10:15	22	11	24	16	22	11	19	14	21	8	22	12
10:30	25	6	21	4	32	8	31	7	22	11	26	7
10:45	29	9	19	9	31	19	17	10	29	8	25	11
11:00	30	12	32	9	34	9	24	7	30	13	30	10
11:15	26	14	21	10	32	16	19	10	30	11	26	12
11:30	29	10	32	13	42	14	27	11	24	8	31	11
11:45	31	10	30	9	38	1	25	4	26	7	30	6
<b>Totals</b>	<b>769</b>	<b>1147</b>	<b>879</b>	<b>1246</b>	<b>880</b>	<b>1303</b>	<b>831</b>	<b>1307</b>	<b>810</b>	<b>1168</b>	<b>834</b>	<b>1234</b>
<b>Day Total</b>	<b>1916</b>		<b>2125</b>		<b>2183</b>		<b>2138</b>		<b>1978</b>		<b>2068</b>	
<b>AM Pct</b>	40.1%		41.4%		40.3%		38.9%		41.0%		40.3%	
<b>Peak Hour</b>	9:00	18:30	9:00	18:15	9:00	18:30	9:00	18:30	8:45	17:30	9:00	18:30
<b>Peak Volume</b>	712	342	778	436	773	493	746	397	752	389	749	400
<b>P.H.F</b>	0.9368	0.9396	0.8493	0.9561	0.9159	0.9337	0.9279	0.8941	0.9495	0.8037	0.9512	0.9496

**AECOM**

<b>7:00-8:00 AM</b>	136	153	138	143	130	140
<b>7:15-8:15 AM</b>	153	152	152	154	151	152
<b>7:30-8:30 AM</b>	118	154	159	168	158	151
<b>7:45-8:45 AM</b>	116	155	150	153	159	147
<b>8:00-9:00 AM</b>	105	140	149	140	140	135

<b>4:00-5:00 PM</b>	138	147	169	136	146	147
<b>4:15-5:15 PM</b>	148	159	160	139	133	148
<b>4:30-5:30 PM</b>	143	172	147	148	133	149
<b>4:45-5:45 PM</b>	140	185	143	152	127	149
<b>5:00-6:00 PM</b>	135	194	149	163	133	155

Client: AECOM  
 File Number:  
 Route: 5 - Palm Dr  
 Location: Between Campus Dr & Arboretum Rd

Site Ref: 05  
 Direction: SB

Count Date	4/17/2023		4/18/2023		4/19/2023		4/20/2023		4/21/2023		Average	
	AM	PM	AM	PM	AM	PM	AM	PM	AM	PM	AM	PM
00:00	5	72	6	54	6	76	23	65	18	80	12	69
00:15	10	58	5	60	7	76	8	65	16	73	9	66
00:30	8	63	3	76	3	81	9	88	13	73	7	76
00:45	0	62	5	67	3	68	2	71	17	91	5	72
01:00	1	70	3	82	3	83	1	74	8	81	3	78
01:15	1	71	2	70	1	82	4	82	4	85	2	78
01:30	0	54	0	56	0	69	2	64	4	74	1	63
01:45	2	53	1	55	0	70	3	49	4	74	2	60
02:00	1	75	2	77	2	59	6	48	3	84	3	69
02:15	2	50	2	72	4	81	4	76	3	96	3	75
02:30	2	61	2	60	1	87	1	68	2	77	2	71
02:45	1	48	2	70	1	71	5	78	2	67	2	67
03:00	2	55	0	61	2	57	3	51	3	59	2	57
03:15	2	54	3	60	3	63	5	69	1	59	3	61
03:30	5	61	7	49	9	67	7	57	8	57	7	58
03:45	11	57	8	92	12	64	11	88	7	86	10	77
04:00	3	58	10	74	5	82	5	71	9	84	6	74
04:15	8	74	10	75	12	83	10	69	8	71	10	74
04:30	15	63	11	57	15	86	15	76	13	61	14	69
04:45	20	53	22	79	18	58	26	76	21	66	21	66
05:00	22	59	14	68	12	69	19	69	24	85	18	70
05:15	40	55	46	68	49	73	41	69	37	71	43	67
05:30	47	67	43	60	66	87	49	84	42	84	49	76
05:45	62	68	72	69	63	71	66	86	62	85	65	76
06:00	54	65	60	111	59	81	50	79	37	75	52	82
06:15	75	84	73	72	76	84	93	85	73	97	78	84
06:30	55	55	72	69	86	54	73	73	62	70	70	64
06:45	66	56	72	66	70	55	92	68	72	88	74	67
07:00	63	47	87	51	61	48	57	42	46	84	63	54
07:15	72	44	92	44	75	51	69	61	59	47	73	49
07:30	61	44	73	52	79	47	82	44	82	60	75	49
07:45	117	40	105	29	99	44	103	53	97	47	104	43
08:00	94	37	105	41	106	29	98	37	108	51	102	39
08:15	99	46	106	34	116	46	115	47	108	35	109	42
08:30	121	30	121	46	136	36	138	46	136	38	130	39
08:45	120	24	147	33	137	41	148	45	127	50	136	39
09:00	107	21	142	39	129	29	120	33	111	49	122	34
09:15	134	26	127	34	166	31	150	29	98	45	135	33
09:30	96	22	103	31	99	35	100	29	104	34	100	30
09:45	82	29	95	36	93	32	115	38	107	33	98	34
10:00	81	30	86	38	90	25	102	32	70	45	86	34
10:15	77	24	94	36	103	23	90	27	80	22	89	26
10:30	72	13	74	18	72	23	83	28	87	40	78	24
10:45	66	14	58	17	85	23	86	22	71	23	73	20
11:00	57	8	67	13	62	23	70	17	70	20	65	16
11:15	73	10	76	36	70	28	97	23	83	18	80	23
11:30	55	7	74	16	67	13	72	15	69	18	67	14
11:45	77	6	74	2	60	22	78	19	82	15	74	13
<b>Totals</b>	<b>2244</b>	<b>2243</b>	<b>2462</b>	<b>2575</b>	<b>2493</b>	<b>2686</b>	<b>2606</b>	<b>2685</b>	<b>2368</b>	<b>2927</b>	<b>2435</b>	<b>2623</b>
<b>Day Total</b>	<b>4487</b>		<b>5037</b>		<b>5179</b>		<b>5291</b>		<b>5295</b>		<b>5058</b>	
<b>AM Pct</b>	50.0%		48.9%		48.1%		49.3%		44.7%		48.1%	
<b>Peak Hour</b>	9:00	18:30	9:00	18:15	9:00	18:30	9:00	18:30	8:45	17:30	9:00	18:30
<b>Peak Volume</b>	712	342	778	436	773	493	746	397	752	389	749	400
<b>P.H.F</b>	0.9368	0.9396	0.8493	0.9561	0.9159	0.9337	0.9279	0.8941	0.9495	0.8037	0.9512	0.9496

**AECOM**

<b>7:00-8:00 AM</b>	313		357		314		311		284		316	
<b>7:15-8:15 AM</b>	344		375		359		352		346		355	
<b>7:30-8:30 AM</b>	371		389		400		398		395		391	
<b>7:45-8:45 AM</b>	431		437		457		454		449		446	
<b>8:00-9:00 AM</b>	434		479		495		499		479		477	

<b>4:00-5:00 PM</b>		248		285		309		292		282		283
<b>4:15-5:15 PM</b>		249		279		296		290		283		279
<b>4:30-5:30 PM</b>		230		272		286		290		283		272
<b>4:45-5:45 PM</b>		234		275		287		298		306		280
<b>5:00-6:00 PM</b>		249		265		300		308		325		289

Client: AECOM  
 File Number:  
 Route: 5 - Palm Dr  
 Location: Between Campus Dr & Arboretum Rd

Site Ref: 05  
 Direction: NB

Count Time	4/17/2023		4/18/2023		4/19/2023		4/20/2023		4/21/2023		Average	
	AM	PM	AM	PM	AM	PM	AM	PM	AM	PM	AM	PM
00:00	5	51	5	57	15	44	8	49	10	44	9	49
00:15	6	40	3	48	7	36	10	48	7	41	7	43
00:30	1	44	8	62	3	45	6	50	6	51	5	50
00:45	5	38	8	40	1	66	4	52	5	53	5	50
01:00	2	31	10	49	10	65	12	47	10	63	9	51
01:15	4	49	6	39	6	59	3	57	8	57	5	52
01:30	2	57	3	62	3	59	4	74	1	75	3	65
01:45	3	32	6	48	2	47	4	49	2	56	3	46
02:00	5	55	1	69	3	53	1	58	7	62	3	59
02:15	4	47	6	50	9	43	6	55	5	65	6	52
02:30	14	80	19	79	26	83	21	83	21	82	20	81
02:45	0	72	0	55	1	70	2	61	3	67	1	65
03:00	1	72	1	76	4	92	2	71	2	73	2	77
03:15	0	64	0	77	0	71	1	90	1	69	0	74
03:30	1	83	3	86	1	97	2	76	1	70	2	82
03:45	1	53	0	54	1	83	1	62	0	53	1	61
04:00	1	61	1	78	1	72	1	77	2	77	1	73
04:15	1	68	2	86	1	84	3	78	2	76	2	78
04:30	6	67	10	94	7	89	10	85	12	65	9	80
04:45	1	76	1	96	2	86	1	98	2	91	1	89
05:00	1	111	1	75	1	85	2	84	3	84	2	88
05:15	3	89	0	77	1	91	1	97	0	83	1	87
05:30	1	90	4	98	4	94	4	106	2	85	3	95
05:45	4	87	5	108	5	106	1	95	2	75	3	94
06:00	5	77	9	74	3	94	5	94	3	88	5	85
06:15	6	67	3	86	7	103	9	92	13	71	8	84
06:30	7	69	7	91	9	92	9	84	12	99	9	87
06:45	12	73	15	73	21	83	14	83	14	74	15	77
07:00	28	68	31	58	32	70	39	71	30	75	32	68
07:15	25	52	30	72	33	64	24	63	30	59	28	62
07:30	36	71	35	71	25	81	49	76	41	48	37	69
07:45	29	47	27	69	24	47	26	64	35	57	28	57
08:00	29	41	20	39	21	61	16	75	23	49	22	53
08:15	24	36	19	51	18	62	22	68	27	78	22	59
08:30	28	32	23	43	27	38	32	46	22	31	26	38
08:45	23	27	24	64	23	42	21	53	31	47	24	47
09:00	29	21	32	65	24	35	19	53	12	39	23	43
09:15	22	28	22	38	33	28	28	44	27	44	26	36
09:30	30	28	22	38	38	53	19	25	28	63	27	41
09:45	36	30	31	23	31	46	31	48	24	35	31	36
10:00	24	33	31	28	26	25	28	49	24	26	27	32
10:15	24	17	23	16	28	25	39	15	30	19	29	18
10:30	25	19	29	24	30	16	32	18	36	26	30	21
10:45	32	23	32	14	42	27	41	26	37	24	37	23
11:00	25	17	23	22	17	25	25	48	48	20	28	22
11:15	30	13	26	7	29	12	41	17	37	27	33	15
11:30	37	15	32	22	42	19	37	21	41	20	38	19
11:45	43	7	44	9	43	6	49	4	47	9	45	7
<b>Totals</b>	<b>681</b>	<b>2428</b>	<b>693</b>	<b>2760</b>	<b>740</b>	<b>2874</b>	<b>765</b>	<b>2916</b>	<b>786</b>	<b>2745</b>	<b>733</b>	<b>2745</b>
<b>Day Total</b>	<b>3109</b>		<b>3453</b>		<b>3614</b>		<b>3681</b>		<b>3531</b>		<b>3478</b>	

<b>AM Pct</b>	21.9%		20.1%		20.5%		20.8%		22.3%		21.1%	
<b>Peak Hour</b>	9:00	18:30	9:00	18:15	9:00	18:30	9:00	18:30	8:45	17:30	9:00	18:30
<b>Peak Volume</b>	712	342	778	436	773	493	746	397	752	389	749	400
<b>P.H.F</b>	0.9368	0.9396	0.8493	0.9561	0.9159	0.9337	0.9279	0.8941	0.9495	0.8037	0.9512	0.9496

**AECOM**

<b>7:00-8:00 AM</b>	118	123	114	138	136	126
<b>7:15-8:15 AM</b>	119	112	103	115	129	116
<b>7:30-8:30 AM</b>	118	101	88	113	126	109
<b>7:45-8:45 AM</b>	110	89	90	96	107	98
<b>8:00-9:00 AM</b>	104	86	89	91	103	95

<b>4:00-5:00 PM</b>	272	354	331	338	309	321
<b>4:15-5:15 PM</b>	322	351	344	345	316	336
<b>4:30-5:30 PM</b>	343	342	351	364	323	345
<b>4:45-5:45 PM</b>	366	346	356	385	343	359
<b>5:00-6:00 PM</b>	377	358	376	382	327	364

Client: AECOM  
 File Number:  
 Route: 6 - Lasuen St  
 Location: Between Campus Dr & Arboretum Rd

Site Ref: 06  
 Direction: NB

Count Time	4/17/2023		4/18/2023		4/19/2023		4/20/2023		4/21/2023		Average	
	AM	PM	AM	PM	AM	PM	AM	PM	AM	PM	AM	PM
00:00	0	2	0	3	0	4	1	4	0	5	0	4
00:15	0	0	0	2	0	3	0	1	0	0	0	1
00:30	0	3	0	1	0	2	1	1	2	1	1	2
00:45	0	1	1	3	0	13	0	5	0	6	0	6
01:00	0	4	1	3	1	8	0	5	0	3	0	5
01:15	0	0	0	2	0	9	1	4	0	4	0	4
01:30	0	1	0	3	0	7	0	2	0	3	0	3
01:45	0	4	2	2	0	2	0	3	1	1	1	2
02:00	0	4	1	4	0	6	0	5	0	4	0	5
02:15	0	0	0	1	0	4	0	1	0	5	0	2
02:30	1	3	1	4	1	6	1	4	1	8	1	5
02:45	0	5	0	2	0	3	0	5	0	5	0	4
03:00	0	4	0	7	0	0	0	9	0	2	0	4
03:15	0	2	0	1	0	3	0	8	0	3	0	3
03:30	0	5	0	7	1	3	0	4	0	4	0	5
03:45	0	4	0	5	0	4	0	18	0	6	0	7
04:00	0	4	0	7	0	4	0	14	0	8	0	7
04:15	0	3	0	3	0	3	0	15	0	7	0	6
04:30	3	2	0	5	0	4	0	11	0	7	1	6
04:45	0	9	0	9	0	7	0	4	0	4	0	7
05:00	0	2	0	7	0	8	0	13	0	7	0	7
05:15	0	3	0	5	0	5	0	6	0	7	0	5
05:30	0	9	1	6	0	7	0	2	0	3	0	5
05:45	0	8	1	6	0	7	0	7	0	3	0	6
06:00	0	3	0	2	0	4	0	6	0	5	0	4
06:15	0	3	0	3	0	4	0	6	0	3	0	4
06:30	2	2	1	1	1	5	0	4	1	4	1	3
06:45	2	2	0	3	1	1	3	1	0	2	1	2
07:00	0	4	1	2	1	2	1	2	1	1	1	2
07:15	0	1	1	5	0	2	0	6	1	2	0	3
07:30	1	1	0	1	2	0	2	0	2	1	1	1
07:45	1	1	0	1	0	2	2	3	1	3	1	2
08:00	3	1	1	4	0	1	0	1	1	2	1	2
08:15	1	0	0	0	2	1	2	0	4	3	2	1
08:30	1	0	1	0	2	1	4	0	3	2	2	1
08:45	3	0	2	1	3	2	6	7	1	6	3	3
09:00	0	1	0	2	0	1	3	1	1	0	1	1
09:15	1	1	1	2	3	0	3	1	0	5	2	2
09:30	1	3	2	1	2	1	3	1	1	1	2	1
09:45	3	0	3	0	1	0	2	0	2	1	2	0
10:00	1	1	3	0	2	1	6	0	1	2	3	1
10:15	0	1	7	0	2	0	3	0	0	2	2	1
10:30	2	0	1	0	2	0	6	0	3	0	3	0
10:45	1	1	1	0	2	0	2	1	1	1	1	1
11:00	1	0	2	0	1	0	2	0	3	1	2	0
11:15	2	0	1	1	2	0	1	0	0	1	1	0
11:30	1	1	2	0	0	0	1	0	5	0	2	0
11:45	2	0	4	0	0	0	1	0	2	1	2	0
<b>Totals</b>	<b>33</b>	<b>109</b>	<b>42</b>	<b>127</b>	<b>32</b>	<b>150</b>	<b>57</b>	<b>191</b>	<b>38</b>	<b>155</b>	<b>40</b>	<b>146</b>
<b>Day Total</b>	<b>142</b>		<b>169</b>		<b>182</b>		<b>248</b>		<b>193</b>		<b>187</b>	
<b>AM Pct</b>	<b>23.2%</b>		<b>24.9%</b>		<b>17.6%</b>		<b>23.0%</b>		<b>19.7%</b>		<b>21.6%</b>	
Peak Hour	9:00	18:30	9:00	18:15	9:00	18:30	9:00	18:30	8:45	17:30	9:00	18:30
Peak Volume	712	342	778	436	773	493	746	397	752	389	749	400
P.H.F	0.9368	0.9396	0.8493	0.9561	0.9159	0.9337	0.9279	0.8941	0.9495	0.8037	0.9512	0.9496

**AECOM**

<b>7:00-8:00 AM</b>	2	2	3	5	5	3
<b>7:15-8:15 AM</b>	5	2	2	4	5	4
<b>7:30-8:30 AM</b>	6	1	4	6	8	5
<b>7:45-8:45 AM</b>	6	2	4	8	9	6
<b>8:00-9:00 AM</b>	8	4	7	12	9	8

<b>4:00-5:00 PM</b>	18	24	18	44	26	26
<b>4:15-5:15 PM</b>	16	24	22	43	25	26
<b>4:30-5:30 PM</b>	16	26	24	34	25	25
<b>4:45-5:45 PM</b>	23	27	27	25	21	25
<b>5:00-6:00 PM</b>	22	24	27	28	20	24

Client: AECOM  
 File Number:  
 Route: 7 - Galvez St  
 Location: Between Campus Dr & Arboretum Rd

Site Ref: 07  
 Direction: SB

Count Time	4/17/2023		4/18/2023		4/19/2023		4/20/2023		4/21/2023		Average	
	AM	PM	AM	PM	AM	PM	AM	PM	AM	PM	AM	PM
00:00	8	56	4	48	6	53	8	46	9	47	7	50
00:15	8	54	6	55	7	51	4	44	4	53	6	51
00:30	11	31	2	40	3	58	7	41	6	47	6	43
00:45	8	45	7	53	3	48	2	55	5	50	5	50
01:00	4	53	2	45	1	52	0	72	4	48	2	54
01:15	1	35	2	49	4	44	8	54	2	59	3	48
01:30	3	43	2	52	0	41	6	42	0	46	2	45
01:45	3	38	2	40	1	36	2	34	4	57	2	41
02:00	1	34	3	56	3	39	6	37	3	57	3	45
02:15	3	39	2	51	1	35	2	39	4	53	2	43
02:30	1	40	0	62	4	31	3	45	0	45	2	45
02:45	0	28	0	41	3	46	1	51	1	46	1	42
03:00	0	36	0	35	0	37	0	39	1	54	0	40
03:15	0	42	4	44	1	44	3	44	0	64	2	48
03:30	4	45	4	49	1	54	1	61	1	55	2	53
03:45	0	45	1	55	1	53	1	57	0	61	1	54
04:00	1	36	5	58	0	47	4	50	2	67	2	52
04:15	3	36	1	44	4	50	3	60	4	58	3	50
04:30	8	36	9	54	8	40	11	45	8	54	9	46
04:45	14	54	18	56	15	48	9	43	18	87	15	58
05:00	19	45	21	78	18	54	25	48	20	63	21	58
05:15	12	56	12	69	13	56	16	50	12	74	13	61
05:30	32	61	32	57	29	57	28	54	26	81	29	62
05:45	30	64	42	88	48	85	51	58	34	116	41	82
06:00	29	69	31	69	27	60	26	51	27	83	28	66
06:15	32	58	26	76	47	73	37	69	29	81	34	71
06:30	30	39	33	51	43	49	37	51	39	67	36	51
06:45	35	33	45	39	44	60	36	47	41	53	40	46
07:00	33	45	39	43	37	37	44	52	35	57	38	47
07:15	27	44	40	43	36	45	40	47	31	66	35	49
07:30	43	34	45	42	55	47	50	27	57	55	50	41
07:45	53	38	48	53	51	44	64	38	48	50	53	45
08:00	44	39	52	35	49	46	62	36	56	31	53	37
08:15	52	28	47	46	47	51	57	42	41	66	49	47
08:30	57	33	57	29	61	42	69	35	48	40	58	36
08:45	54	25	56	17	58	25	58	21	46	34	54	24
09:00	53	21	56	19	73	22	62	15	43	29	57	21
09:15	57	14	55	18	68	17	59	27	49	19	58	19
09:30	54	17	69	16	65	18	53	27	46	22	57	20
09:45	45	15	67	11	52	20	59	17	54	18	55	16
10:00	44	6	55	8	56	9	42	13	47	27	49	13
10:15	47	12	72	9	47	14	50	10	48	15	53	12
10:30	33	2	55	8	47	10	64	13	48	10	49	9
10:45	43	7	55	11	64	12	52	16	56	14	54	12
11:00	45	5	43	2	44	5	39	14	57	18	46	9
11:15	41	5	60	4	59	7	55	11	54	12	54	8
11:30	52	5	63	10	57	8	49	13	60	20	56	11
11:45	64	3	66	7	61	8	56	11	52	16	60	9
<b>Totals</b>	<b>1241</b>	<b>1649</b>	<b>1416</b>	<b>1945</b>	<b>1422</b>	<b>1888</b>	<b>1421</b>	<b>1872</b>	<b>1280</b>	<b>2345</b>	<b>1356</b>	<b>1940</b>
<b>Day Total</b>	<b>2890</b>		<b>3361</b>		<b>3310</b>		<b>3293</b>		<b>3625</b>		<b>3296</b>	
<b>AM Pct</b>	42.9%		42.1%		43.0%		43.2%		35.3%		41.1%	
<b>Peak Hour</b>	9:00	18:30	9:00	18:15	9:00	18:30	9:00	18:30	8:45	17:30	9:00	18:30
<b>Peak Volume</b>	712	342	778	436	773	493	746	397	752	389	749	400
<b>P.H.F</b>	0.9368	0.9396	0.8493	0.9561	0.9159	0.9337	0.9279	0.8941	0.9495	0.8037	0.9512	0.9496

**AECOM**

<b>7:00-8:00 AM</b>	156	172	179	198	171	175
<b>7:15-8:15 AM</b>	167	185	191	216	192	190
<b>7:30-8:30 AM</b>	192	192	202	233	202	204
<b>7:45-8:45 AM</b>	206	204	208	252	193	213
<b>8:00-9:00 AM</b>	207	212	215	246	191	214
<b>4:00-5:00 PM</b>	162	212	185	198	266	205
<b>4:15-5:15 PM</b>	171	232	192	196	262	211
<b>4:30-5:30 PM</b>	191	257	198	186	278	222
<b>4:45-5:45 PM</b>	216	260	215	195	305	238
<b>5:00-6:00 PM</b>	226	292	252	210	334	263

Client: AECOM  
 File Number:  
 Route: 7 - Galvez St  
 Location: Between Campus Dr & Arboretum Rd

Site Ref: 07  
 Direction: NB

Count Date	4/17/2023		4/18/2023		4/19/2023		4/20/2023		4/21/2023		Average	
	AM	PM	AM	PM	AM	PM	AM	PM	AM	PM	AM	PM
00:00	16	60	1	46	9	58	9	63	9	60	9	57
00:15	10	44	5	50	3	60	9	43	4	59	6	51
00:30	4	28	5	54	6	65	5	60	4	61	5	54
00:45	4	53	2	60	4	58	4	58	7	48	4	55
01:00	2	50	3	47	5	59	2	63	4	60	3	56
01:15	3	60	3	56	2	75	1	77	3	82	2	70
01:30	5	59	2	67	2	67	4	49	0	67	3	62
01:45	3	44	2	51	5	62	3	52	5	62	4	54
02:00	0	47	5	45	4	54	3	72	2	76	3	59
02:15	1	56	5	64	6	68	4	54	3	73	4	63
02:30	2	66	9	81	6	83	13	71	16	93	9	79
02:45	3	57	4	71	4	67	6	69	4	74	4	68
03:00	1	48	1	61	2	62	1	66	1	61	1	60
03:15	0	68	1	69	0	76	2	78	1	69	1	72
03:30	1	78	2	67	0	74	1	67	2	90	1	75
03:45	1	70	1	63	1	73	2	75	0	77	1	72
04:00	4	62	1	92	0	76	1	85	0	76	1	78
04:15	1	60	0	83	2	75	0	78	2	70	1	73
04:30	3	74	3	72	5	102	4	87	3	92	4	85
04:45	1	86	1	87	1	89	3	81	1	92	1	87
05:00	0	85	3	112	0	118	1	100	2	113	1	106
05:15	0	95	0	101	2	105	2	88	2	91	1	96
05:30	1	76	2	91	1	125	3	91	2	89	2	94
05:45	1	88	14	79	2	114	14	88	4	106	7	95
06:00	4	98	6	94	8	75	6	87	5	90	6	89
06:15	3	82	5	88	8	102	5	116	3	104	5	98
06:30	13	97	13	84	18	94	11	92	13	98	14	93
06:45	19	57	16	69	11	74	21	72	14	89	16	72
07:00	14	74	19	91	29	68	32	75	21	82	23	78
07:15	25	47	34	79	20	80	22	69	21	99	24	75
07:30	19	50	34	105	30	55	31	61	23	87	27	72
07:45	18	56	32	65	34	83	35	64	30	76	30	69
08:00	32	68	39	83	40	91	32	51	28	78	34	74
08:15	29	40	31	62	24	64	24	63	32	83	28	62
08:30	17	54	33	66	29	91	29	112	32	110	28	87
08:45	31	41	46	68	28	51	27	54	34	106	33	64
09:00	31	42	29	49	33	33	26	37	35	123	31	57
09:15	28	24	32	40	29	44	47	36	30	100	33	49
09:30	21	28	39	83	32	27	27	38	32	74	30	50
09:45	26	23	47	45	38	43	32	71	25	59	34	48
10:00	27	18	42	29	38	55	25	48	39	80	34	46
10:15	29	15	39	21	31	23	44	34	27	42	34	27
10:30	22	18	36	28	36	21	33	26	38	71	33	33
10:45	35	10	38	7	40	18	29	19	53	75	39	26
11:00	43	12	32	9	42	8	36	18	47	41	40	18
11:15	44	10	33	17	38	13	45	16	40	25	40	16
11:30	43	6	37	10	53	6	48	10	60	22	48	11
11:45	65	9	52	2	49	9	58	13	72	10	59	9
<b>Totals</b>	<b>705</b>	<b>2493</b>	<b>839</b>	<b>2963</b>	<b>810</b>	<b>3093</b>	<b>822</b>	<b>2997</b>	<b>835</b>	<b>3665</b>	<b>802</b>	<b>3042</b>
<b>Day Total</b>	<b>3198</b>		<b>3802</b>		<b>3903</b>		<b>3819</b>		<b>4500</b>		<b>3844</b>	
<b>AM Pct</b>	22.0%		22.1%		20.8%		21.5%		18.6%		20.9%	
<b>Peak Hour</b>	9:00	18:30	9:00	18:15	9:00	18:30	9:00	18:30	8:45	17:30	9:00	18:30
<b>Peak Volume</b>	712	342	778	436	773	493	746	397	752	389	749	400
<b>P.H.F</b>	0.9368	0.9396	0.8493	0.9561	0.9159	0.9337	0.9279	0.8941	0.9495	0.8037	0.9512	0.9496

**AECOM**

<b>7:00-8:00 AM</b>	76	119	113	120	95	105
<b>7:15-8:15 AM</b>	94	139	124	120	102	116
<b>7:30-8:30 AM</b>	98	136	128	122	113	119
<b>7:45-8:45 AM</b>	96	135	127	120	122	120
<b>8:00-9:00 AM</b>	109	149	121	112	126	123

<b>4:00-5:00 PM</b>	282	334	342	331	330	324
<b>4:15-5:15 PM</b>	305	354	384	346	367	351
<b>4:30-5:30 PM</b>	340	372	414	356	388	374
<b>4:45-5:45 PM</b>	342	391	437	360	385	383
<b>5:00-6:00 PM</b>	344	383	462	367	399	391



Client: AECOM  
 File Number:  
 Route: 8 - Serra St  
 Location: Between El Camino Real & Olmsted Rd

Site Ref: 08  
 Direction: WB

Count Date	4/17/2023		4/18/2023		4/19/2023		4/20/2023		4/21/2023		Average	
	AM	PM	AM	PM	AM	PM	AM	PM	AM	PM	AM	PM
00:00	16	51	8	55	7	48	14	50	16	67	12	54
00:15	7	41	5	54	5	60	9	49	21	71	9	55
00:30	3	48	6	67	10	59	11	64	19	62	10	60
00:45	8	30	5	63	5	52	8	45	12	64	8	51
01:00	4	42	10	89	10	60	4	51	10	71	8	63
01:15	6	37	6	38	9	48	3	43	3	76	5	48
01:30	5	31	5	50	6	42	5	63	4	55	5	48
01:45	5	48	6	63	4	59	2	50	8	52	5	54
02:00	3	31	5	53	4	56	5	47	6	44	5	46
02:15	2	30	3	60	3	48	4	43	5	57	3	48
02:30	2	47	4	85	2	56	3	52	2	73	3	63
02:45	1	67	0	84	2	47	1	56	0	55	1	62
03:00	1	46	4	74	2	42	3	49	2	57	2	54
03:15	2	38	2	51	3	46	3	40	4	46	3	44
03:30	1	44	1	67	0	45	1	41	1	63	1	52
03:45	0	42	1	91	3	44	4	64	3	45	2	57
04:00	5	62	5	64	9	59	5	68	2	75	5	66
04:15	5	48	4	50	3	56	4	67	10	64	5	57
04:30	11	44	8	68	9	52	16	64	10	76	11	61
04:45	12	54	9	45	15	57	11	62	8	80	11	60
05:00	14	47	16	66	12	73	18	68	11	72	14	65
05:15	24	61	27	58	27	67	21	60	21	81	24	65
05:30	33	40	33	56	34	67	32	69	33	100	33	66
05:45	46	76	55	62	52	73	49	77	46	86	50	75
06:00	21	72	27	74	43	89	39	65	43	82	35	76
06:15	41	52	37	50	36	77	40	67	33	70	37	63
06:30	42	51	44	49	51	71	42	58	42	69	44	60
06:45	39	56	48	53	47	36	40	67	35	58	42	54
07:00	33	51	39	60	28	70	28	66	27	64	31	62
07:15	44	55	40	46	30	57	36	75	30	54	36	57
07:30	49	50	45	64	64	52	59	74	54	55	54	59
07:45	73	37	63	64	55	56	62	40	66	77	64	55
08:00	59	52	77	35	56	51	71	51	63	52	65	48
08:15	64	39	72	50	81	61	59	53	56	52	66	51
08:30	81	45	80	59	84	58	87	51	72	51	81	53
08:45	64	47	77	53	71	48	65	62	59	66	67	55
09:00	61	54	54	47	85	62	56	60	59	57	63	56
09:15	63	35	29	51	77	54	68	49	61	41	60	46
09:30	60	40	6	39	64	41	70	47	60	52	52	44
09:45	60	35	14	34	59	41	65	46	67	51	53	41
10:00	53	30	8	41	53	33	40	44	68	44	44	38
10:15	33	34	11	27	43	33	39	34	55	60	36	38
10:30	37	22	4	26	39	28	49	30	39	40	34	29
10:45	52	18	3	22	68	20	55	24	56	46	47	26
11:00	49	16	2	18	48	27	42	19	45	27	37	21
11:15	49	11	5	27	72	27	63	26	52	41	48	26
11:30	43	17	10	25	51	16	34	22	58	51	39	26
11:45	56	9	59	17	54	12	66	20	59	24	59	16
<b>Totals</b>	<b>1442</b>	<b>2033</b>	<b>1082</b>	<b>2544</b>	<b>1595</b>	<b>2436</b>	<b>1511</b>	<b>2492</b>	<b>1516</b>	<b>2876</b>	<b>1429</b>	<b>2476</b>
<b>Day Total</b>	<b>3475</b>	<b>3626</b>	<b>4031</b>	<b>4003</b>	<b>4392</b>	<b>3905</b>						
<b>AM Pct</b>	<b>41.5%</b>	<b>29.8%</b>	<b>39.6%</b>	<b>37.7%</b>	<b>34.5%</b>	<b>36.6%</b>						
Peak Hour	9:00	18:30	9:00	18:15	9:00	18:30	9:00	18:30	8:45	17:30	9:00	18:30
Peak Volume	712	342	778	436	773	493	746	397	752	389	749	400
P.H.F	0.9368	0.9396	0.8493	0.9561	0.9159	0.9337	0.9279	0.8941	0.9495	0.8037	0.9512	0.9496

**AECOM**

<b>7:00-8:00 AM</b>	199	187	177	185	177	185
<b>7:15-8:15 AM</b>	225	225	205	228	213	219
<b>7:30-8:30 AM</b>	245	257	256	251	239	250
<b>7:45-8:45 AM</b>	277	292	276	279	257	276
<b>8:00-9:00 AM</b>	268	306	292	282	250	280
<b>4:00-5:00 PM</b>	208	227	224	261	295	243
<b>4:15-5:15 PM</b>	193	229	238	261	292	243
<b>4:30-5:30 PM</b>	206	237	249	254	309	251
<b>4:45-5:45 PM</b>	202	225	264	259	333	257
<b>5:00-6:00 PM</b>	224	242	280	274	339	272

Client: AECOM  
 File Number:  
 Route: 8 - Serra St  
 Location: Between El Camino Real & Olmsted Rd

Site Ref: 08  
 Direction: EB

Count Date	4/17/2023		4/18/2023		4/19/2023		4/20/2023		4/21/2023		Average	
	AM	PM	AM	PM	AM	PM	AM	PM	AM	PM	AM	PM
00:00	17	59	14	26	13	63	26	58	28	78	20	57
00:15	15	60	12	45	22	44	25	72	28	79	20	60
00:30	19	60	7	49	20	50	19	56	23	77	18	58
00:45	16	40	16	53	12	57	11	58	16	59	14	53
01:00	8	61	12	62	9	52	9	48	13	70	10	59
01:15	7	58	6	47	12	45	8	64	9	66	8	56
01:30	6	60	5	57	10	65	8	57	10	95	8	67
01:45	7	45	7	47	3	62	7	68	10	64	7	57
02:00	7	69	3	68	2	68	6	56	5	84	5	69
02:15	3	69	8	70	8	71	11	64	7	65	7	68
02:30	5	71	13	81	13	91	13	82	19	113	13	88
02:45	4	70	6	87	7	71	7	84	3	79	5	78
03:00	2	69	3	70	5	93	7	101	4	84	4	83
03:15	3	76	4	75	3	84	5	94	4	79	4	82
03:30	1	70	3	75	0	91	4	77	2	88	2	80
03:45	0	69	2	64	2	96	1	59	1	62	1	70
04:00	1	56	2	64	2	84	6	73	4	56	3	67
04:15	5	72	4	58	5	76	2	81	4	87	4	75
04:30	6	74	6	76	5	91	7	82	7	98	6	84
04:45	9	76	5	74	8	91	5	75	4	89	6	81
05:00	2	76	6	63	3	78	3	87	9	90	5	79
05:15	4	70	2	72	6	72	4	93	5	72	4	76
05:30	5	68	4	81	10	85	8	96	9	100	7	86
05:45	14	85	17	79	8	91	9	81	16	100	13	87
06:00	12	64	8	88	11	67	10	95	11	84	10	80
06:15	6	73	10	87	16	95	10	90	10	112	10	91
06:30	17	64	15	76	15	84	19	87	14	95	16	81
06:45	21	79	19	77	27	71	18	90	18	97	21	83
07:00	7	71	19	78	17	90	19	67	24	97	17	81
07:15	12	79	21	73	25	78	23	68	22	109	21	81
07:30	24	44	36	76	26	97	24	83	24	103	27	81
07:45	29	57	34	77	38	75	37	71	43	87	36	73
08:00	39	75	61	75	43	87	41	77	44	81	46	79
08:15	31	63	34	64	47	90	44	64	58	83	43	73
08:30	57	39	52	60	54	74	45	76	40	66	50	63
08:45	54	52	56	64	54	58	70	55	49	77	57	61
09:00	41	51	39	70	52	67	38	90	54	89	45	73
09:15	44	64	48	60	43	60	43	85	56	65	47	67
09:30	48	44	32	58	54	56	39	62	58	64	46	57
09:45	43	53	33	48	68	68	62	88	47	47	51	61
10:00	49	36	42	28	48	50	57	63	59	52	51	46
10:15	42	23	35	36	49	47	35	58	61	45	44	42
10:30	40	33	29	32	45	39	41	54	41	46	39	41
10:45	43	32	33	37	40	45	53	34	49	30	44	36
11:00	46	23	43	19	58	25	49	33	50	29	49	26
11:15	60	13	54	18	50	27	56	30	63	36	57	25
11:30	48	14	48	23	63	31	62	31	66	38	57	27
11:45	58	21	45	28	48	22	71	22	80	35	60	26
<b>Totals</b>	<b>1037</b>	<b>2750</b>	<b>1013</b>	<b>2895</b>	<b>1179</b>	<b>3274</b>	<b>1177</b>	<b>3339</b>	<b>1281</b>	<b>3601</b>	<b>1137</b>	<b>3172</b>
<b>Day Total</b>	<b>3787</b>		<b>3908</b>		<b>4453</b>		<b>4516</b>		<b>4882</b>		<b>4309</b>	
<b>AM Pct</b>	<b>27.4%</b>		<b>25.9%</b>		<b>26.5%</b>		<b>26.1%</b>		<b>26.2%</b>		<b>26.4%</b>	
<b>Peak Hour</b>	9:00	18:30	9:00	18:15	9:00	18:30	9:00	18:30	8:45	17:30	9:00	18:30
<b>Peak Volume</b>	712	342	778	436	773	493	746	397	752	389	749	400
<b>P.H.F</b>	0.9368	0.9396	0.8493	0.9561	0.9159	0.9337	0.9279	0.8941	0.9495	0.8037	0.9512	0.9496

**AECOM**

<b>7:00-8:00 AM</b>	72	110	106	103	113	101
<b>7:15-8:15 AM</b>	104	152	132	125	133	129
<b>7:30-8:30 AM</b>	123	165	154	146	169	151
<b>7:45-8:45 AM</b>	156	181	182	167	185	174
<b>8:00-9:00 AM</b>	181	203	198	200	191	195
<b>4:00-5:00 PM</b>	278	272	342	311	330	307
<b>4:15-5:15 PM</b>	298	271	336	325	364	319
<b>4:30-5:30 PM</b>	296	285	332	337	349	320
<b>4:45-5:45 PM</b>	290	290	326	351	351	322
<b>5:00-6:00 PM</b>	299	295	326	357	362	328

Client: AECOM  
 File Number:  
 Route: 9 - Yale St  
 Location: Between Olmsted Rd & Stanford Ave

Site Ref: 09  
 Direction: WB

Count Time	4/17/2023		4/18/2023		4/19/2023		4/20/2023		4/21/2023		Average	
	AM	PM	AM	PM	AM	PM	AM	PM	AM	PM	AM	PM
00:00	2	11	2	11	1	12	1	11	2	9	2	11
00:15	1	13	0	19	0	10	2	6	2	9	1	11
00:30	0	7	0	12	3	11	3	10	2	17	2	11
00:45	1	12	0	9	0	12	0	10	1	14	0	11
01:00	1	5	1	6	1	12	2	9	0	8	1	8
01:15	1	6	1	4	0	16	1	16	0	7	1	10
01:30	0	9	1	5	0	13	1	11	0	11	0	10
01:45	0	6	0	7	0	12	0	11	0	9	0	9
02:00	0	7	0	9	1	8	1	6	0	19	0	10
02:15	1	8	0	10	0	10	0	8	0	12	0	10
02:30	1	8	0	8	0	9	0	9	1	15	0	10
02:45	0	14	0	15	0	13	1	16	0	10	0	14
03:00	1	11	0	15	0	14	0	9	0	13	0	12
03:15	0	12	0	6	0	7	0	5	1	12	0	8
03:30	0	10	0	18	0	9	3	20	0	6	1	13
03:45	0	10	0	23	0	5	0	13	0	11	0	12
04:00	1	17	0	9	0	8	0	13	1	13	0	12
04:15	0	10	0	14	0	7	1	19	0	13	0	13
04:30	0	8	0	6	0	18	0	15	1	15	0	12
04:45	0	14	2	21	2	14	1	16	3	16	2	16
05:00	1	8	1	8	1	18	2	14	2	15	1	13
05:15	0	12	0	12	0	26	0	13	0	21	0	17
05:30	1	16	0	16	0	14	0	20	2	21	1	17
05:45	1	14	2	23	1	25	4	13	1	25	2	20
06:00	2	22	2	22	1	25	4	23	4	23	3	23
06:15	5	20	6	13	5	13	4	11	3	15	5	14
06:30	11	12	9	14	14	18	9	11	6	17	10	14
06:45	12	18	10	14	12	12	8	12	7	17	10	15
07:00	6	13	6	14	7	17	7	18	14	16	8	16
07:15	7	14	8	10	7	25	6	24	5	18	7	18
07:30	5	17	4	8	6	6	9	22	7	14	6	13
07:45	10	9	20	12	9	18	15	11	14	6	14	11
08:00	21	5	16	7	17	16	17	11	17	14	18	11
08:15	13	9	15	18	15	10	17	16	12	6	14	12
08:30	15	4	9	8	17	4	10	7	10	8	12	6
08:45	21	9	10	5	10	9	14	14	14	8	14	9
09:00	17	15	11	7	13	8	13	11	7	14	12	11
09:15	12	5	16	5	18	6	14	4	15	12	15	6
09:30	12	3	24	11	11	7	7	9	15	7	14	7
09:45	9	3	22	2	15	13	19	6	11	13	15	7
10:00	7	2	20	7	11	5	11	8	7	12	11	7
10:15	10	8	16	5	12	8	8	8	14	5	12	7
10:30	2	6	7	6	5	2	7	6	6	5	5	5
10:45	5	6	20	5	16	7	8	5	11	3	12	5
11:00	12	1	19	2	8	3	7	6	12	4	12	3
11:15	7	4	14	4	7	1	15	4	9	3	10	3
11:30	12	3	7	3	14	2	12	1	13	5	12	3
11:45	7	0	11	1	12	2	6	2	17	2	11	1
<b>Totals</b>	<b>253</b>	<b>456</b>	<b>312</b>	<b>489</b>	<b>272</b>	<b>540</b>	<b>270</b>	<b>543</b>	<b>269</b>	<b>568</b>	<b>275</b>	<b>519</b>
<b>Day Total</b>	<b>709</b>	<b>801</b>	<b>812</b>	<b>813</b>	<b>837</b>	<b>794</b>						
<b>AM Pct</b>	<b>35.7%</b>	<b>39.0%</b>	<b>33.5%</b>	<b>33.2%</b>	<b>32.1%</b>	<b>34.6%</b>						
<b>Peak Hour</b>	9:00	18:30	9:00	18:15	9:00	18:30	9:00	18:30	8:45	17:30	9:00	18:30
<b>Peak Volume</b>	712	342	778	436	773	493	746	397	752	389	749	400
<b>P.H.F</b>	0.9368	0.9396	0.8493	0.9561	0.9159	0.9337	0.9279	0.8941	0.9495	0.8037	0.9512	0.9496

**AECOM**

<b>7:00-8:00 AM</b>	28	38	29	37	40	34
<b>7:15-8:15 AM</b>	43	48	39	47	43	44
<b>7:30-8:30 AM</b>	49	55	47	58	50	52
<b>7:45-8:45 AM</b>	59	60	58	59	53	58
<b>8:00-9:00 AM</b>	70	50	59	58	53	58

<b>4:00-5:00 PM</b>	49	50	47	63	57	53
<b>4:15-5:15 PM</b>	40	49	57	64	59	54
<b>4:30-5:30 PM</b>	42	47	76	58	67	58
<b>4:45-5:45 PM</b>	50	57	72	63	73	63
<b>5:00-6:00 PM</b>	50	59	83	60	82	67

Client: AECOM  
 File Number:  
 Route: 9 - Yale St  
 Location: Between Olmsted Rd & Stanford Ave

Site Ref: 09  
 Direction: EB

Count Time	4/17/2023		4/18/2023		4/19/2023		4/20/2023		4/21/2023		Average	
	AM	PM	AM	PM	AM	PM	AM	PM	AM	PM	AM	PM
00:00	0	11	0	14	1	10	2	11	0	11	1	11
00:15	2	12	1	11	0	10	1	9	1	12	1	11
00:30	2	15	0	13	0	8	1	9	1	6	1	10
00:45	1	4	0	14	1	9	1	6	1	18	1	10
01:00	2	6	0	9	0	11	1	16	0	6	1	10
01:15	1	10	0	10	0	12	0	6	0	4	0	8
01:30	0	4	1	7	0	8	0	5	0	8	0	6
01:45	1	9	0	10	0	10	0	8	0	13	0	10
02:00	0	10	0	10	0	7	0	8	0	8	0	9
02:15	0	6	1	19	0	11	0	10	0	10	0	11
02:30	0	13	1	15	1	10	1	9	0	22	1	14
02:45	0	12	0	16	1	10	0	8	0	12	0	12
03:00	0	11	0	16	0	13	0	13	0	12	0	13
03:15	0	13	0	16	0	13	1	24	0	8	0	15
03:30	0	10	0	10	1	12	0	15	0	12	0	12
03:45	0	9	0	21	0	12	0	11	0	11	0	13
04:00	0	11	0	29	0	11	0	13	1	12	0	15
04:15	0	13	0	10	0	18	0	14	0	13	0	14
04:30	0	5	0	18	0	22	1	19	0	26	0	18
04:45	1	16	2	13	0	21	0	16	2	23	1	18
05:00	1	21	1	23	3	22	1	22	3	25	2	23
05:15	4	21	0	19	0	19	0	20	1	14	1	19
05:30	0	13	4	11	1	27	1	14	1	26	1	18
05:45	3	17	1	22	3	17	1	23	1	18	2	19
06:00	2	20	2	18	2	31	1	23	2	23	2	23
06:15	1	17	2	17	1	20	2	13	0	16	1	17
06:30	3	27	2	16	6	16	1	11	5	26	3	19
06:45	1	18	6	17	3	12	5	14	7	11	4	14
07:00	4	16	3	13	3	10	4	9	2	14	3	12
07:15	8	9	4	13	8	17	5	16	5	19	6	15
07:30	11	10	13	8	12	24	13	14	8	8	11	13
07:45	8	10	10	8	19	5	11	14	13	13	12	10
08:00	14	12	15	10	12	8	13	10	10	7	13	9
08:15	8	7	9	8	15	13	11	9	8	8	10	9
08:30	12	5	15	8	14	7	15	2	9	16	13	8
08:45	12	6	14	6	13	4	15	14	13	10	13	8
09:00	10	9	10	5	12	10	8	10	10	4	10	8
09:15	10	3	8	4	13	4	7	4	11	7	10	4
09:30	10	3	10	2	12	3	18	3	17	5	13	3
09:45	6	3	13	1	8	3	14	6	15	5	11	4
10:00	11	1	10	0	12	3	7	3	8	6	10	3
10:15	10	6	4	5	8	2	13	5	11	3	9	4
10:30	4	2	8	5	4	2	6	1	9	2	6	2
10:45	13	2	9	3	9	2	11	3	8	3	10	3
11:00	6	1	7	2	11	2	10	2	11	3	9	2
11:15	9	2	9	4	9	1	7	0	12	5	9	2
11:30	6	1	9	1	17	2	12	2	9	1	11	1
11:45	12	1	14	0	10	0	8	2	7	2	10	1
<b>Totals</b>	<b>209</b>	<b>463</b>	<b>218</b>	<b>530</b>	<b>245</b>	<b>524</b>	<b>229</b>	<b>499</b>	<b>222</b>	<b>547</b>	<b>225</b>	<b>513</b>
<b>Day Total</b>	<b>672</b>	<b>748</b>	<b>748</b>	<b>769</b>	<b>728</b>	<b>769</b>	<b>737</b>					
<b>AM Pct</b>	<b>31.1%</b>	<b>29.1%</b>	<b>31.9%</b>	<b>31.5%</b>	<b>28.9%</b>	<b>30.5%</b>						
Peak Hour	9:00	18:30	9:00	18:15	9:00	18:30	9:00	18:30	8:45	17:30	9:00	18:30
Peak Volume	712	342	778	436	773	493	746	397	752	389	749	400
P.H.F	0.9368	0.9396	0.8493	0.9561	0.9159	0.9337	0.9279	0.8941	0.9495	0.8037	0.9512	0.9496

**AECOM**

<b>7:00-8:00 AM</b>	31	30	42	33	28	33
<b>7:15-8:15 AM</b>	41	42	51	42	36	42
<b>7:30-8:30 AM</b>	41	47	58	48	39	47
<b>7:45-8:45 AM</b>	42	49	60	50	40	48
<b>8:00-9:00 AM</b>	46	53	54	54	40	49

<b>4:00-5:00 PM</b>	45	70	72	62	74	65
<b>4:15-5:15 PM</b>	55	64	83	71	87	72
<b>4:30-5:30 PM</b>	63	73	84	77	88	77
<b>4:45-5:45 PM</b>	71	66	89	72	88	77
<b>5:00-6:00 PM</b>	72	75	85	79	83	79

Client: AECOM  
 File Number:  
 Route: 10 - Wellesley St  
 Location: Between Olmsted Rd & Stanford Ave

Site Ref: 10  
 Direction: WB

Count Time	4/17/2023		4/18/2023		4/19/2023		4/20/2023		4/21/2023		Average	
	AM	PM	AM	PM	AM	PM	AM	PM	AM	PM	AM	PM
00:00	2	4	2	7	0	0	3	3	3	9	2	5
00:15	1	4	1	3	0	6	1	7	1	5	1	5
00:30	2	6	2	11	0	3	0	8	0	1	1	6
00:45	4	7	0	5	0	3	0	11	1	8	1	7
01:00	0	5	1	8	1	8	0	9	0	11	0	8
01:15	1	14	0	6	0	7	1	7	0	3	0	7
01:30	0	3	1	4	1	5	0	5	0	3	0	4
01:45	0	10	0	5	0	1	1	10	4	4	1	4
02:00	0	3	0	1	0	2	1	4	1	3	0	3
02:15	2	7	0	4	0	7	1	1	0	5	1	5
02:30	1	6	0	4	2	5	0	6	0	5	1	5
02:45	0	9	0	4	0	5	0	5	1	6	0	6
03:00	0	6	0	3	0	6	0	4	0	2	0	4
03:15	0	5	0	10	0	3	0	3	0	10	0	6
03:30	0	6	0	7	0	4	0	10	0	13	0	8
03:45	0	6	0	6	0	8	0	5	0	2	0	5
04:00	0	6	0	5	0	6	0	13	0	9	0	8
04:15	0	5	0	12	0	11	0	1	1	9	0	8
04:30	0	2	0	4	0	4	1	6	0	7	0	5
04:45	0	11	1	5	1	12	0	9	0	5	0	8
05:00	0	10	0	7	1	7	0	10	0	11	0	9
05:15	1	11	0	16	0	4	0	8	0	13	0	10
05:30	1	6	0	12	1	6	1	9	0	9	1	8
05:45	1	6	0	9	0	11	0	10	0	6	0	8
06:00	1	15	1	6	2	12	2	14	1	8	1	11
06:15	2	13	0	15	2	9	1	8	1	15	1	12
06:30	2	11	2	11	1	8	2	10	2	7	2	9
06:45	2	10	2	7	1	10	1	4	0	7	1	8
07:00	1	5	0	12	1	9	2	4	2	8	1	8
07:15	1	13	3	10	1	9	0	10	0	8	1	10
07:30	5	4	4	7	1	9	3	11	3	11	3	8
07:45	11	6	6	12	4	10	7	8	5	9	7	9
08:00	5	8	2	4	5	12	3	7	7	9	4	8
08:15	4	9	2	12	3	4	5	7	2	4	3	7
08:30	2	6	2	6	7	7	4	8	3	7	4	7
08:45	8	9	3	8	5	8	9	7	3	6	6	8
09:00	4	4	6	9	2	6	2	9	7	11	4	8
09:15	7	7	8	5	7	9	4	8	3	8	6	7
09:30	2	5	2	4	3	3	6	10	4	10	3	6
09:45	8	1	6	3	3	4	3	6	3	12	5	5
10:00	1	6	3	3	2	4	3	7	10	7	4	5
10:15	4	2	9	7	6	4	2	4	3	3	5	4
10:30	4	2	4	5	6	6	5	1	6	9	5	5
10:45	6	4	3	5	4	2	5	6	3	8	4	5
11:00	6	3	4	1	4	5	5	2	6	4	5	3
11:15	2	2	5	1	8	2	9	4	6	3	6	2
11:30	2	1	3	1	6	2	14	1	7	3	6	2
11:45	2	1	7	4	4	0	1	2	6	4	4	2
<b>Totals</b>	<b>108</b>	<b>305</b>	<b>95</b>	<b>316</b>	<b>95</b>	<b>288</b>	<b>108</b>	<b>313</b>	<b>105</b>	<b>340</b>	<b>102</b>	<b>312</b>
<b>Day Total</b>	<b>413</b>		<b>411</b>		<b>383</b>		<b>421</b>		<b>445</b>		<b>415</b>	
<b>AM Pct</b>	26.2%		23.1%		24.8%		25.7%		23.6%		24.7%	
<b>Peak Hour</b>	9:00	18:30	9:00	18:15	9:00	18:30	9:00	18:30	8:45	17:30	9:00	18:30
<b>Peak Volume</b>	712	342	778	436	773	493	746	397	752	389	749	400
<b>P.H.F</b>	0.9368	0.9396	0.8493	0.9561	0.9159	0.9337	0.9279	0.8941	0.9495	0.8037	0.9512	0.9496

**AECOM**

<b>7:00-8:00 AM</b>	18	13	7	12	10	12
<b>7:15-8:15 AM</b>	22	15	11	13	15	15
<b>7:30-8:30 AM</b>	25	14	13	18	17	17
<b>7:45-8:45 AM</b>	22	12	19	19	17	18
<b>8:00-9:00 AM</b>	19	9	20	21	15	17

<b>4:00-5:00 PM</b>	24	26	33	29	30	28
<b>4:15-5:15 PM</b>	28	28	34	26	32	30
<b>4:30-5:30 PM</b>	34	32	27	33	36	32
<b>4:45-5:45 PM</b>	38	40	29	36	38	36
<b>5:00-6:00 PM</b>	33	44	28	37	39	36

Client: AECOM  
 File Number:  
 Route: 10 - Wellesley St  
 Location: Between Olmsted Rd & Stanford Ave

Site Ref: 10  
 Direction: EB

Count Time	4/17/2023		4/18/2023		4/19/2023		4/20/2023		4/21/2023		Average	
	AM	PM	AM	PM	AM	PM	AM	PM	AM	PM	AM	PM
00:00	1	4	1	3	2	4	1	3	3	7	2	4
00:15	0	6	0	7	0	8	0	6	0	9	0	7
00:30	0	5	0	8	0	5	1	5	0	3	0	5
00:45	2	8	0	5	0	4	0	8	1	7	1	6
01:00	1	4	1	3	1	3	0	3	0	6	1	4
01:15	0	6	0	4	0	5	0	9	0	7	0	6
01:30	1	8	1	4	0	10	0	5	0	9	0	7
01:45	0	5	1	7	0	3	0	4	0	4	0	5
02:00	0	4	0	7	0	5	1	6	0	8	0	6
02:15	1	6	0	5	0	6	0	6	0	7	0	6
02:30	0	8	0	6	1	10	0	7	0	9	0	8
02:45	0	8	0	3	1	3	0	4	1	4	0	4
03:00	0	3	1	8	0	6	0	4	1	8	0	6
03:15	0	7	0	7	0	7	0	8	0	6	0	7
03:30	0	7	0	5	0	4	0	4	0	9	0	6
03:45	0	6	0	10	0	3	0	1	0	8	0	6
04:00	0	5	0	10	0	5	0	11	0	11	0	8
04:15	0	9	1	7	0	4	0	10	0	8	0	8
04:30	2	7	0	9	1	9	0	8	0	12	1	9
04:45	0	7	0	5	1	10	0	3	0	7	0	6
05:00	0	11	0	13	0	5	0	9	0	15	0	11
05:15	2	10	1	6	1	8	1	12	1	9	1	9
05:30	2	4	0	16	0	14	0	15	0	16	0	13
05:45	2	9	1	6	1	13	1	13	0	17	1	12
06:00	0	12	0	2	1	6	0	18	2	8	1	9
06:15	1	10	1	11	1	13	0	14	0	10	1	12
06:30	3	8	1	18	0	7	2	15	0	15	1	13
06:45	1	16	2	9	2	8	2	4	3	9	2	9
07:00	4	7	1	10	3	9	3	12	1	15	2	11
07:15	2	9	5	10	3	10	2	10	2	9	3	10
07:30	5	10	4	10	1	3	1	14	4	12	3	10
07:45	9	8	6	6	3	7	5	3	5	6	6	6
08:00	8	8	3	5	5	12	8	10	5	7	6	8
08:15	5	5	7	7	4	6	6	5	10	5	6	6
08:30	7	9	6	11	2	1	5	9	5	7	5	7
08:45	7	4	6	9	13	8	2	7	3	7	6	7
09:00	8	7	4	4	4	5	4	5	8	4	6	5
09:15	4	4	4	3	4	3	3	5	7	4	4	4
09:30	3	3	4	5	6	2	3	4	6	8	4	4
09:45	2	2	3	4	4	1	6	5	6	3	4	3
10:00	5	4	8	1	4	2	6	1	3	5	5	3
10:15	5	3	5	4	4	2	4	4	5	1	5	3
10:30	8	4	5	2	6	1	5	5	7	3	6	3
10:45	4	1	8	2	3	0	3	1	4	3	4	1
11:00	8	0	6	2	8	0	6	2	11	1	8	1
11:15	3	1	5	0	7	0	9	1	5	0	6	0
11:30	4	0	7	0	6	1	6	0	6	2	6	1
11:45	4	4	9	1	5	2	11	2	15	3	9	2
<b>Totals</b>	<b>124</b>	<b>296</b>	<b>118</b>	<b>300</b>	<b>108</b>	<b>263</b>	<b>107</b>	<b>320</b>	<b>130</b>	<b>353</b>	<b>117</b>	<b>306</b>
<b>Day Total</b>	<b>420</b>	<b>418</b>	<b>371</b>	<b>427</b>	<b>483</b>	<b>424</b>						

<b>AM Pct</b>	29.5%	28.2%	29.1%	25.1%	26.9%	27.7%						
<b>Peak Hour</b>	9:00	18:30	9:00	18:15	9:00	18:30	9:00	18:30	8:45	17:30	9:00	18:30
<b>Peak Volume</b>	712	342	778	436	773	493	746	397	752	389	749	400
<b>P.H.F</b>	0.9368	0.9396	0.8493	0.9561	0.9159	0.9337	0.9279	0.8941	0.9495	0.8037	0.9512	0.9496

**AECOM**

<b>7:00-8:00 AM</b>	20	16	10	11	12	14
<b>7:15-8:15 AM</b>	24	18	12	16	16	17
<b>7:30-8:30 AM</b>	27	20	13	20	24	21
<b>7:45-8:45 AM</b>	29	22	14	24	25	23
<b>8:00-9:00 AM</b>	27	22	24	21	23	23

<b>4:00-5:00 PM</b>	28	31	28	32	38	31
<b>4:15-5:15 PM</b>	34	34	28	30	42	34
<b>4:30-5:30 PM</b>	35	33	32	32	43	35
<b>4:45-5:45 PM</b>	32	40	37	39	47	39
<b>5:00-6:00 PM</b>	34	41	40	49	57	44

Client: AECOM  
 File Number:  
 Route: 11 - Oberlin St  
 Location: Between Olmsted Rd & Stanford Ave

Site Ref: 11  
 Direction: WB

Count Time	4/17/2023		4/18/2023		4/19/2023		4/20/2023		4/21/2023		Average	
	AM	PM	AM	PM	AM	PM	AM	PM	AM	PM	AM	PM
00:00	1	4	0	1	0	2	0	2	1	2	0	2
00:15	3	1	0	5	0	2	1	4	0	3	1	3
00:30	0	1	0	5	0	3	0	3	0	1	0	3
00:45	1	3	0	3	1	3	0	1	1	5	1	3
01:00	1	1	0	0	1	11	0	7	1	2	1	4
01:15	0	2	0	2	0	14	0	6	0	3	0	5
01:30	0	1	0	5	1	5	0	4	0	4	0	4
01:45	0	3	0	3	0	3	0	5	0	2	0	3
02:00	0	12	0	7	1	3	0	10	1	16	0	10
02:15	0	8	0	11	0	6	0	9	1	5	0	8
02:30	0	10	1	6	0	1	0	7	0	7	0	6
02:45	0	14	0	5	0	1	0	1	1	6	0	5
03:00	0	0	0	5	0	1	0	2	0	4	0	2
03:15	0	6	0	1	0	7	0	2	0	2	0	4
03:30	0	4	0	3	0	3	1	4	0	6	0	4
03:45	0	3	0	3	0	4	0	7	0	10	0	5
04:00	0	0	0	4	0	3	0	10	0	4	0	4
04:15	0	5	1	5	0	5	0	5	1	8	0	6
04:30	0	2	0	4	0	1	1	5	0	4	0	3
04:45	0	1	0	2	0	2	0	5	0	3	0	3
05:00	0	4	0	6	0	3	0	3	0	6	0	4
05:15	0	3	0	3	0	2	0	3	0	8	0	4
05:30	1	8	1	7	1	3	1	3	0	12	1	7
05:45	1	4	1	4	1	6	0	3	0	7	1	5
06:00	0	11	0	7	3	4	1	5	1	8	1	7
06:15	1	6	3	8	0	6	0	4	0	6	1	6
06:30	1	3	1	5	1	7	2	8	1	10	1	7
06:45	1	4	0	3	3	10	1	6	3	5	2	6
07:00	3	2	0	5	3	1	2	5	1	3	2	3
07:15	4	5	5	5	3	1	2	5	2	4	3	4
07:30	6	2	8	3	5	3	9	2	10	9	8	4
07:45	24	4	23	2	19	3	18	6	24	7	22	4
08:00	38	2	35	4	43	3	39	5	31	3	37	3
08:15	5	3	6	8	5	3	5	6	0	1	4	4
08:30	4	1	6	3	3	1	5	4	5	5	5	3
08:45	7	4	4	7	1	2	3	3	6	9	4	5
09:00	5	2	5	2	4	4	6	3	5	6	5	3
09:15	3	4	7	2	3	2	3	4	4	3	4	3
09:30	4	1	1	2	2	3	1	3	0	3	2	2
09:45	4	3	3	1	2	5	3	3	3	3	3	3
10:00	0	0	4	0	5	2	2	3	4	4	3	2
10:15	2	0	2	1	5	0	0	1	3	2	2	1
10:30	1	1	1	3	2	0	1	0	3	7	2	2
10:45	4	0	3	2	2	1	2	6	1	2	2	2
11:00	3	2	5	4	2	4	2	3	5	1	3	3
11:15	4	0	1	2	5	0	0	2	1	0	2	1
11:30	0	0	4	2	0	1	3	1	4	3	2	1
11:45	2	1	2	1	5	2	4	0	5	1	4	1
<b>Totals</b>	<b>134</b>	<b>161</b>	<b>133</b>	<b>182</b>	<b>132</b>	<b>162</b>	<b>118</b>	<b>199</b>	<b>129</b>	<b>235</b>	<b>129</b>	<b>188</b>
<b>Day Total</b>	<b>295</b>		<b>315</b>		<b>294</b>		<b>317</b>		<b>364</b>		<b>317</b>	
<b>AM Pct</b>	<b>45.4%</b>		<b>42.2%</b>		<b>44.9%</b>		<b>37.2%</b>		<b>35.4%</b>		<b>40.8%</b>	
<b>Peak Hour</b>	9:00	18:30	9:00	18:15	9:00	18:30	9:00	18:30	8:45	17:30	9:00	18:30
<b>Peak Volume</b>	712	342	778	436	773	493	746	397	752	389	749	400
<b>P.H.F</b>	0.9368	0.9396	0.8493	0.9561	0.9159	0.9337	0.9279	0.8941	0.9495	0.8037	0.9512	0.9496

**AECOM**

<b>7:00-8:00 AM</b>	37	36	30	31	37	34
<b>7:15-8:15 AM</b>	72	71	70	68	67	70
<b>7:30-8:30 AM</b>	73	72	72	71	65	71
<b>7:45-8:45 AM</b>	71	70	70	67	60	68
<b>8:00-9:00 AM</b>	54	51	52	52	42	50

<b>4:00-5:00 PM</b>	8	15	11	25	19	16
<b>4:15-5:15 PM</b>	12	17	11	18	21	16
<b>4:30-5:30 PM</b>	10	15	8	16	21	14
<b>4:45-5:45 PM</b>	16	18	10	14	29	17
<b>5:00-6:00 PM</b>	19	20	14	12	33	20

Client: AECOM  
 File Number:  
 Route: 11 - Oberlin St  
 Location: Between Olmsted Rd & Stanford Ave

Site Ref: 11  
 Direction: EB

Count Date	4/17/2023		4/18/2023		4/19/2023		4/20/2023		4/21/2023		Average	
	AM	PM	AM	PM	AM	PM	AM	PM	AM	PM	AM	PM
00:00	0	5	0	4	0	7	0	4	0	2	0	4
00:15	2	1	0	4	0	3	0	3	0	3	0	3
00:30	0	5	0	7	0	3	0	2	0	4	0	4
00:45	0	3	0	4	1	2	0	3	1	2	0	3
01:00	1	3	0	6	0	7	0	2	0	4	0	4
01:15	1	4	0	6	0	11	0	5	0	3	0	6
01:30	0	4	0	8	0	7	0	5	0	3	0	5
01:45	0	0	0	4	1	1	0	4	0	4	0	3
02:00	0	4	0	2	1	0	1	9	2	4	1	4
02:15	0	8	0	9	0	2	0	9	1	8	0	7
02:30	0	4	0	3	0	1	0	8	0	11	0	5
02:45	0	9	0	10	0	2	0	9	1	7	0	7
03:00	0	5	0	5	0	2	1	1	0	1	0	3
03:15	0	5	0	6	0	5	0	4	0	3	0	5
03:30	0	6	0	5	0	6	2	1	1	3	1	4
03:45	0	3	0	5	0	1	0	5	0	3	0	3
04:00	0	2	0	7	0	8	0	10	0	8	0	7
04:15	0	10	0	9	0	10	0	5	0	12	0	9
04:30	0	5	0	6	0	7	2	6	0	7	0	6
04:45	0	3	0	7	0	5	0	6	0	7	0	6
05:00	0	10	0	7	0	3	0	8	0	7	0	7
05:15	0	9	1	6	0	7	0	5	0	8	0	7
05:30	1	7	1	8	2	6	1	10	0	6	1	7
05:45	0	5	1	6	0	6	0	9	0	7	0	7
06:00	1	8	0	11	0	6	0	12	0	16	0	11
06:15	0	7	0	4	0	6	0	6	0	7	0	6
06:30	1	8	2	3	0	3	0	5	1	4	1	5
06:45	0	7	1	5	2	3	1	7	0	6	1	6
07:00	1	1	0	1	0	5	0	6	1	5	0	4
07:15	2	3	3	7	4	3	4	4	5	3	4	4
07:30	5	3	3	4	6	3	3	4	2	9	4	5
07:45	7	4	8	5	2	6	7	5	4	6	6	5
08:00	11	4	8	1	11	3	14	4	10	4	11	3
08:15	9	1	8	0	8	5	7	1	7	4	8	2
08:30	2	2	2	1	5	5	3	5	5	3	3	3
08:45	5	1	3	2	4	3	5	3	5	3	4	2
09:00	8	1	2	0	3	6	2	1	4	5	4	3
09:15	6	0	1	4	5	4	3	3	4	4	4	3
09:30	3	1	5	1	3	1	4	3	3	5	4	2
09:45	1	2	2	2	2	3	3	3	7	2	3	2
10:00	4	1	4	1	5	1	1	2	4	3	4	2
10:15	3	1	1	2	4	0	5	1	4	0	3	1
10:30	1	0	3	0	2	2	2	0	5	0	3	0
10:45	2	0	3	3	3	1	4	2	4	1	3	1
11:00	2	0	4	0	4	1	5	4	3	1	4	1
11:15	5	0	2	1	3	0	3	2	8	2	4	1
11:30	3	2	5	1	3	1	4	1	4	2	4	1
11:45	3	1	6	1	5	0	8	1	7	1	6	1
<b>Totals</b>	<b>90</b>	<b>178</b>	<b>79</b>	<b>204</b>	<b>89</b>	<b>183</b>	<b>95</b>	<b>218</b>	<b>103</b>	<b>223</b>	<b>91</b>	<b>201</b>
<b>Day Total</b>	<b>268</b>	<b>283</b>	<b>272</b>	<b>313</b>	<b>326</b>	<b>292</b>						
<b>AM Pct</b>	<b>33.6%</b>	<b>27.9%</b>	<b>32.7%</b>	<b>30.4%</b>	<b>31.6%</b>	<b>31.2%</b>						
Peak Hour	9:00	18:30	9:00	18:15	9:00	18:30	9:00	18:30	8:45	17:30	9:00	18:30
Peak Volume	712	342	778	436	773	493	746	397	752	389	749	400
P.H.F	0.9368	0.9396	0.8493	0.9561	0.9159	0.9337	0.9279	0.8941	0.9495	0.8037	0.9512	0.9496

**AECOM**

<b>7:00-8:00 AM</b>	15	14	12	14	12	13
<b>7:15-8:15 AM</b>	25	22	23	28	21	24
<b>7:30-8:30 AM</b>	32	27	27	31	23	28
<b>7:45-8:45 AM</b>	29	26	26	31	26	28
<b>8:00-9:00 AM</b>	27	21	28	29	27	26
<b>4:00-5:00 PM</b>	20	29	30	27	34	28
<b>4:15-5:15 PM</b>	28	29	25	25	33	28
<b>4:30-5:30 PM</b>	27	26	22	25	29	26
<b>4:45-5:45 PM</b>	29	28	21	29	28	27
<b>5:00-6:00 PM</b>	31	27	22	32	28	28



Client: AECOM  
 File Number:  
 Route: 12 - Olmsted Rd  
 Location: North of Escondido Rd

Site Ref: 12  
 Direction: NB

Count Time	4/17/2023		4/18/2023		4/19/2023		4/20/2023		4/21/2023		Average	
	AM	PM	AM	PM	AM	PM	AM	PM	AM	PM	AM	PM
00:00	0	6	0	2	0	4	0	1	0	1	0	3
00:15	0	3	0	0	0	4	0	0	0	2	0	2
00:30	1	5	1	1	0	6	1	2	0	1	1	3
00:45	0	7	2	1	0	14	0	4	0	7	0	7
01:00	0	0	0	3	1	7	0	5	0	2	0	3
01:15	0	2	0	0	0	12	0	17	0	2	0	7
01:30	0	1	0	2	0	6	0	6	0	4	0	4
01:45	0	6	0	4	0	2	0	9	0	7	0	6
02:00	0	12	0	8	0	1	0	14	0	8	0	9
02:15	0	5	0	14	0	0	0	5	0	6	0	6
02:30	0	3	0	2	0	1	0	7	0	1	0	3
02:45	0	4	0	3	0	2	0	3	0	6	0	4
03:00	0	2	0	1	0	2	0	4	0	2	0	2
03:15	0	3	0	1	0	1	0	0	0	2	0	1
03:30	0	2	0	1	0	5	0	3	1	3	0	3
03:45	0	9	0	5	0	4	0	12	0	4	0	7
04:00	0	4	0	3	0	4	0	9	0	11	0	6
04:15	0	2	0	7	0	4	0	3	0	3	0	4
04:30	0	2	0	2	0	6	0	5	0	2	0	3
04:45	0	3	0	4	0	4	0	3	0	2	0	3
05:00	0	5	0	3	0	5	0	2	0	2	0	3
05:15	0	3	0	5	0	2	0	4	0	5	0	4
05:30	0	6	0	4	0	2	0	4	0	3	0	4
05:45	0	4	1	7	0	4	0	5	0	5	0	5
06:00	0	2	2	3	0	1	1	4	0	4	1	3
06:15	0	4	2	3	3	2	1	2	0	5	1	3
06:30	1	2	2	0	1	2	3	2	0	5	1	2
06:45	1	5	0	1	1	4	1	4	3	4	1	4
07:00	5	1	4	2	4	1	4	3	1	0	4	1
07:15	4	1	6	0	0	0	2	2	4	0	3	1
07:30	6	2	10	1	11	1	9	1	12	4	10	2
07:45	3	0	9	2	8	2	7	1	8	0	7	1
08:00	12	0	11	0	12	1	26	2	17	1	16	1
08:15	3	1	5	0	7	0	3	1	3	2	4	1
08:30	3	0	5	1	7	1	4	3	1	1	4	1
08:45	5	0	1	0	2	0	2	0	5	0	3	0
09:00	1	1	0	0	2	1	2	0	2	0	1	0
09:15	1	0	1	1	1	0	1	0	0	1	1	0
09:30	0	1	3	2	0	0	1	0	1	0	1	1
09:45	1	0	0	0	2	0	0	0	0	0	1	0
10:00	0	0	1	1	2	0	4	0	2	0	2	0
10:15	2	1	2	0	0	0	0	0	0	1	1	0
10:30	3	1	0	0	2	1	2	0	0	0	1	0
10:45	1	0	1	0	1	0	1	0	4	0	2	0
11:00	5	0	7	0	8	0	6	0	7	3	7	1
11:15	15	0	12	0	8	2	12	0	6	0	11	0
11:30	5	0	2	1	7	0	6	0	5	0	5	0
11:45	0	1	0	0	1	1	4	0	2	0	1	0
<b>Totals</b>	<b>78</b>	<b>122</b>	<b>90</b>	<b>101</b>	<b>91</b>	<b>122</b>	<b>103</b>	<b>152</b>	<b>84</b>	<b>122</b>	<b>89</b>	<b>124</b>
<b>Day Total</b>	<b>200</b>		<b>191</b>		<b>213</b>		<b>255</b>		<b>206</b>		<b>213</b>	
<b>AM Pct</b>	<b>39.0%</b>		<b>47.1%</b>		<b>42.7%</b>		<b>40.4%</b>		<b>40.8%</b>		<b>41.9%</b>	
<b>Peak Hour</b>	9:00	18:30	9:00	18:15	9:00	18:30	9:00	18:30	8:45	17:30	9:00	18:30
<b>Peak Volume</b>	712	342	778	436	773	493	746	397	752	389	749	400
<b>P.H.F</b>	0.9368	0.9396	0.8493	0.9561	0.9159	0.9337	0.9279	0.8941	0.9495	0.8037	0.9512	0.9496

**AECOM**

<b>7:00-8:00 AM</b>	18	29	23	22	25	23
<b>7:15-8:15 AM</b>	25	36	31	44	41	35
<b>7:30-8:30 AM</b>	24	35	38	45	40	36
<b>7:45-8:45 AM</b>	21	30	34	40	29	31
<b>8:00-9:00 AM</b>	23	22	28	35	26	27

<b>4:00-5:00 PM</b>	11	16	18	20	18	17
<b>4:15-5:15 PM</b>	12	16	19	13	9	14
<b>4:30-5:30 PM</b>	13	14	17	14	11	14
<b>4:45-5:45 PM</b>	17	16	13	13	12	14
<b>5:00-6:00 PM</b>	18	19	13	15	15	16

Client: AECOM  
 File Number:  
 Route: 12 - Olmsted Rd  
 Location: North of Escondido Rd

Site Ref: 12  
 Direction: SB

Count Date	4/17/2023		4/18/2023		4/19/2023		4/20/2023		4/21/2023		Average	
	AM	PM	AM	PM	AM	PM	AM	PM	AM	PM	AM	PM
00:00	0	3	1	1	0	1	0	4	0	2	0	2
00:15	0	3	0	3	0	4	0	4	0	1	0	3
00:30	0	3	0	1	0	2	0	5	0	0	0	2
00:45	0	4	0	0	0	5	0	3	0	1	0	3
01:00	0	2	0	3	0	12	0	7	0	4	0	6
01:15	0	2	0	2	0	16	0	7	0	3	0	6
01:30	0	3	0	0	0	17	0	2	0	3	0	5
01:45	0	3	0	1	0	2	0	6	0	5	0	3
02:00	0	9	0	4	0	3	0	10	0	8	0	7
02:15	0	11	0	9	0	4	0	14	0	11	0	10
02:30	0	4	0	5	0	1	0	10	1	7	0	5
02:45	0	13	0	8	0	3	0	5	0	6	0	7
03:00	0	4	0	2	0	5	0	3	0	5	0	4
03:15	0	3	0	2	0	2	0	4	0	1	0	2
03:30	0	3	0	6	0	1	0	5	0	3	0	4
03:45	0	5	0	0	0	7	0	3	0	6	0	4
04:00	0	8	0	7	0	4	0	11	0	4	0	7
04:15	0	11	0	5	0	5	0	8	0	7	0	7
04:30	0	5	0	6	0	6	0	6	0	9	0	6
04:45	0	4	0	5	0	5	0	6	1	5	0	5
05:00	0	9	0	4	0	4	0	5	0	10	0	6
05:15	0	3	0	2	0	3	0	6	0	8	0	4
05:30	0	7	0	3	0	4	0	7	0	9	0	6
05:45	0	4	0	3	0	4	0	6	0	4	0	4
06:00	1	1	1	7	4	9	2	7	1	7	2	6
06:15	1	7	2	1	0	1	0	2	1	2	1	3
06:30	0	1	0	3	0	0	1	1	0	2	0	1
06:45	0	1	0	1	0	0	1	3	0	3	0	2
07:00	0	2	1	1	1	0	2	1	2	1	1	1
07:15	1	0	2	1	1	0	1	0	1	2	1	1
07:30	3	0	3	0	2	3	6	2	4	2	4	1
07:45	19	0	20	1	22	0	20	0	24	2	21	1
08:00	41	1	33	2	39	0	34	2	38	1	37	1
08:15	7	3	8	1	9	0	11	1	6	2	8	1
08:30	4	0	2	1	3	0	6	2	4	1	4	1
08:45	7	2	5	1	5	1	3	0	7	1	5	1
09:00	8	2	3	0	5	0	2	0	6	1	5	1
09:15	4	1	4	0	3	0	3	1	4	0	4	0
09:30	4	0	2	0	1	0	3	1	1	2	2	1
09:45	4	0	2	0	5	0	3	0	2	3	3	1
10:00	0	0	4	0	1	0	3	0	2	2	2	0
10:15	0	0	4	0	4	0	0	0	4	0	2	0
10:30	1	0	2	0	0	0	1	0	2	1	1	0
10:45	5	0	2	1	4	0	4	0	3	1	4	0
11:00	1	0	2	0	3	0	2	0	4	0	2	0
11:15	2	0	3	0	1	0	8	0	3	0	3	0
11:30	3	0	4	0	5	0	10	1	2	0	5	0
11:45	9	0	12	0	13	0	6	1	14	0	11	0
<b>Totals</b>	<b>125</b>	<b>147</b>	<b>122</b>	<b>103</b>	<b>131</b>	<b>134</b>	<b>132</b>	<b>172</b>	<b>137</b>	<b>158</b>	<b>129</b>	<b>143</b>
<b>Day Total</b>	<b>272</b>		<b>225</b>		<b>265</b>		<b>304</b>		<b>295</b>		<b>272</b>	
<b>AM Pct</b>	<b>46.0%</b>		<b>54.2%</b>		<b>49.4%</b>		<b>43.4%</b>		<b>46.4%</b>		<b>47.5%</b>	
<b>Peak Hour</b>	9:00	18:30	9:00	18:15	9:00	18:30	9:00	18:30	8:45	17:30	9:00	18:30
<b>Peak Volume</b>	712	342	778	436	773	493	746	397	752	389	749	400
<b>P.H.F</b>	0.9368	0.9396	0.8493	0.9561	0.9159	0.9337	0.9279	0.8941	0.9495	0.8037	0.9512	0.9496

**AECOM**

<b>7:00-8:00 AM</b>	23	26	26	29	31	27
<b>7:15-8:15 AM</b>	64	58	64	61	67	63
<b>7:30-8:30 AM</b>	70	64	72	71	72	70
<b>7:45-8:45 AM</b>	71	63	73	71	72	70
<b>8:00-9:00 AM</b>	59	48	56	54	55	54

<b>4:00-5:00 PM</b>	28	23	20	31	25	25
<b>4:15-5:15 PM</b>	29	20	20	25	31	25
<b>4:30-5:30 PM</b>	21	17	18	23	32	22
<b>4:45-5:45 PM</b>	23	14	16	24	32	22
<b>5:00-6:00 PM</b>	23	12	15	24	31	21

Client: AECOM  
 File Number:  
 Route: 13 - Bowdoin St  
 Location: Between Stanford Ave & Pine Hill Rd

Site Ref: 13  
 Direction: WB

Count Time	4/17/2023		4/18/2023		4/19/2023		4/20/2023		4/21/2023		Average	
	AM	PM	AM	PM	AM	PM	AM	PM	AM	PM	AM	PM
00:00	5	55	5	53	6	58	4	52	3	50	5	54
00:15	4	50	4	69	2	66	2	60	1	58	3	61
00:30	3	31	3	34	1	65	1	55	4	63	2	50
00:45	2	39	1	45	3	72	2	35	6	63	3	51
01:00	2	40	1	42	3	48	3	40	1	38	2	42
01:15	3	42	2	35	2	44	3	58	4	65	3	49
01:30	1	34	2	38	1	43	1	39	1	55	1	42
01:45	1	38	1	46	2	50	2	50	1	58	1	48
02:00	2	30	1	40	2	40	4	36	4	57	3	41
02:15	2	38	0	32	0	48	1	42	1	59	1	44
02:30	1	48	0	54	1	48	1	55	1	56	1	52
02:45	0	52	0	67	2	59	3	45	2	56	1	56
03:00	2	33	2	37	3	45	2	42	1	48	2	41
03:15	0	47	1	44	0	55	1	52	3	52	1	50
03:30	1	50	1	38	0	59	3	49	0	69	1	53
03:45	1	34	1	58	0	52	0	60	2	61	1	53
04:00	1	49	3	70	4	50	2	55	1	59	2	57
04:15	6	69	4	56	1	72	3	61	2	63	3	64
04:30	5	43	5	59	6	57	5	56	9	69	6	57
04:45	18	46	15	55	12	55	9	55	14	65	14	55
05:00	12	58	20	63	13	62	8	60	10	75	13	64
05:15	17	68	18	69	18	77	21	83	20	82	19	76
05:30	24	50	30	78	36	74	37	75	31	80	32	71
05:45	72	47	56	63	65	62	68	72	75	78	67	64
06:00	49	45	56	69	52	66	59	54	49	66	53	60
06:15	50	54	66	53	46	45	51	63	38	61	50	55
06:30	39	40	49	63	58	42	48	51	45	58	48	51
06:45	44	59	47	49	57	49	47	54	48	65	49	55
07:00	37	41	42	41	45	40	47	56	42	47	43	45
07:15	38	43	60	37	59	49	53	46	45	52	51	45
07:30	74	28	83	47	68	28	66	40	54	37	69	36
07:45	105	27	92	38	84	38	87	46	82	38	90	37
08:00	96	31	107	29	109	46	100	45	87	32	100	37
08:15	96	36	98	31	103	32	107	32	93	43	99	35
08:30	97	22	103	42	110	37	95	35	89	49	99	37
08:45	105	29	101	38	103	33	105	39	99	53	103	38
09:00	83	18	89	37	110	36	93	27	81	38	91	31
09:15	71	33	85	23	82	27	85	21	79	36	80	28
09:30	68	15	99	24	85	14	65	23	47	32	73	22
09:45	60	18	78	19	54	20	75	19	73	32	68	22
10:00	55	14	79	19	64	24	57	30	56	12	62	20
10:15	41	14	70	24	76	13	54	14	52	26	59	18
10:30	39	15	71	20	39	15	52	20	56	19	51	18
10:45	46	5	66	13	58	15	60	12	43	18	55	13
11:00	49	7	62	10	44	4	54	15	50	15	52	10
11:15	53	5	67	12	53	5	55	13	54	20	56	11
11:30	50	2	67	15	64	5	54	4	59	17	59	9
11:45	55	5	69	7	58	5	62	12	50	13	59	8
<b>Totals</b>	<b>1685</b>	<b>1697</b>	<b>1982</b>	<b>2005</b>	<b>1864</b>	<b>2049</b>	<b>1817</b>	<b>2058</b>	<b>1668</b>	<b>2358</b>	<b>1803</b>	<b>2033</b>
<b>Day Total</b>	<b>3382</b>		<b>3987</b>		<b>3913</b>		<b>3875</b>		<b>4026</b>		<b>3837</b>	
<b>AM Pct</b>	<b>49.8%</b>		<b>49.7%</b>		<b>47.6%</b>		<b>46.9%</b>		<b>41.4%</b>		<b>47.0%</b>	
<b>Peak Hour</b>	9:00	18:30	9:00	18:15	9:00	18:30	9:00	18:30	8:45	17:30	9:00	18:30
<b>Peak Volume</b>	712	342	778	436	773	493	746	397	752	389	749	400
<b>P.H.F</b>	0.9368	0.9396	0.8493	0.9561	0.9159	0.9337	0.9279	0.8941	0.9495	0.8037	0.9512	0.9496

**AECOM**

<b>7:00-8:00 AM</b>	254	277	256	253	223	253
<b>7:15-8:15 AM</b>	313	342	320	306	268	310
<b>7:30-8:30 AM</b>	371	380	364	360	316	358
<b>7:45-8:45 AM</b>	394	400	406	389	351	388
<b>8:00-9:00 AM</b>	394	409	425	407	368	401

<b>4:00-5:00 PM</b>	207	240	234	227	256	233
<b>4:15-5:15 PM</b>	216	233	246	232	272	240
<b>4:30-5:30 PM</b>	215	246	251	254	291	251
<b>4:45-5:45 PM</b>	222	265	268	273	302	266
<b>5:00-6:00 PM</b>	223	273	275	290	315	275

Client: AECOM  
 File Number:  
 Route: 13 - Bowdoin St  
 Location: Between Stanford Ave & Pine Hill Rd

Site Ref: 13  
 Direction: EB

Count Date	4/17/2023		4/18/2023		4/19/2023		4/20/2023		4/21/2023		Average	
	AM	PM	AM	PM	AM	PM	AM	PM	AM	PM	AM	PM
00:00	11	55	6	62	10	47	10	48	11	56	10	54
00:15	5	31	8	53	6	43	6	36	8	47	7	42
00:30	7	50	6	60	2	42	6	36	0	48	4	47
00:45	7	32	7	45	5	56	4	45	3	63	5	48
01:00	1	52	3	65	3	61	0	47	7	45	3	54
01:15	1	56	1	65	5	60	3	57	3	56	3	59
01:30	1	47	0	76	2	57	4	64	3	78	2	64
01:45	2	54	1	75	4	46	3	46	2	62	2	57
02:00	1	63	1	91	0	77	1	72	2	77	1	76
02:15	3	71	2	92	3	73	4	54	4	69	3	72
02:30	6	98	6	136	6	94	7	117	7	104	6	110
02:45	1	62	2	162	3	50	3	75	2	79	2	86
03:00	0	60	1	125	1	87	1	75	2	79	1	85
03:15	1	81	0	114	1	105	0	104	1	87	1	98
03:30	1	77	1	104	0	104	1	90	2	78	1	91
03:45	0	65	0	102	0	76	0	63	0	67	0	75
04:00	1	80	2	99	0	77	2	73	0	71	1	80
04:15	1	95	0	108	0	91	0	87	2	91	1	94
04:30	1	91	0	99	0	112	0	111	1	119	0	106
04:45	0	75	2	84	1	111	1	91	3	103	1	93
05:00	1	102	2	120	4	114	2	113	1	112	2	112
05:15	1	99	2	95	2	119	3	102	2	107	2	104
05:30	1	96	3	80	2	113	1	121	2	107	2	103
05:45	7	86	5	108	4	123	5	83	4	117	5	103
06:00	4	94	6	120	8	114	5	104	3	93	5	105
06:15	3	84	2	94	6	114	4	97	4	89	4	96
06:30	13	73	9	94	12	86	16	90	8	97	12	88
06:45	14	75	11	60	13	64	11	86	17	63	13	70
07:00	17	55	12	70	17	62	13	71	13	76	14	67
07:15	13	56	17	53	14	75	14	52	14	62	14	60
07:30	18	42	22	72	22	66	27	74	23	52	22	61
07:45	43	31	49	42	38	47	35	48	22	51	37	44
08:00	40	49	40	44	38	58	37	58	35	48	38	51
08:15	33	38	29	48	44	45	34	54	37	52	35	47
08:30	31	25	40	52	39	28	32	48	34	43	35	39
08:45	28	40	30	43	25	38	29	42	34	52	29	43
09:00	27	35	22	43	34	54	37	56	32	55	30	49
09:15	25	36	29	26	28	32	26	44	26	34	27	34
09:30	25	36	25	29	31	31	34	32	24	40	28	34
09:45	34	26	39	21	23	31	41	36	37	22	35	27
10:00	32	16	25	23	22	27	38	32	39	29	31	25
10:15	27	27	35	26	37	20	34	17	30	19	33	22
10:30	21	13	27	19	35	20	30	19	39	24	30	19
10:45	27	8	30	13	30	19	22	26	40	26	30	18
11:00	36	16	38	15	38	14	32	15	52	20	39	16
11:15	29	8	29	13	29	12	31	16	45	16	33	13
11:30	31	5	41	5	41	10	32	10	61	11	41	8
11:45	35	5	49	16	33	8	36	8	54	14	41	10
<b>Totals</b>	<b>667</b>	<b>2571</b>	<b>717</b>	<b>3261</b>	<b>721</b>	<b>3013</b>	<b>717</b>	<b>2945</b>	<b>795</b>	<b>3010</b>	<b>723</b>	<b>2960</b>
<b>Day Total</b>	<b>3238</b>		<b>3978</b>		<b>3734</b>		<b>3662</b>		<b>3805</b>		<b>3683</b>	
<b>AM Pct</b>	20.6%		18.0%		19.3%		19.6%		20.9%		19.6%	
<b>Peak Hour</b>	9:00	18:30	9:00	18:15	9:00	18:30	9:00	18:30	8:45	17:30	9:00	18:30
<b>Peak Volume</b>	712	342	778	436	773	493	746	397	752	389	749	400
<b>P.H.F</b>	0.9368	0.9396	0.8493	0.9561	0.9159	0.9337	0.9279	0.8941	0.9495	0.8037	0.9512	0.9496

**AECOM**

<b>7:00-8:00 AM</b>	91	100	91	89	72	89
<b>7:15-8:15 AM</b>	114	128	112	113	94	112
<b>7:30-8:30 AM</b>	134	140	142	133	117	133
<b>7:45-8:45 AM</b>	147	158	159	138	128	146
<b>8:00-9:00 AM</b>	132	139	146	132	140	138
<b>4:00-5:00 PM</b>	341	390	391	362	384	374
<b>4:15-5:15 PM</b>	363	411	428	402	425	406
<b>4:30-5:30 PM</b>	367	398	456	417	441	416
<b>4:45-5:45 PM</b>	372	379	457	427	429	413
<b>5:00-6:00 PM</b>	383	403	469	419	443	423

Client: AECOM  
 File Number:  
 Route: 14 - Raimundo Way  
 Location: Between Stanford Ave & Pine Hill Rd

Site Ref: 14  
 Direction: WB

Count Date	4/17/2023		4/18/2023		4/19/2023		4/20/2023		4/21/2023		Average	
	AM	PM	AM	PM	AM	PM	AM	PM	AM	PM	AM	PM
00:00	2	10	0	14	1	7	0	11	0	13	1	11
00:15	1	11	0	11	0	10	2	13	0	8	1	11
00:30	0	16	0	10	0	7	1	15	1	14	0	12
00:45	1	5	0	10	0	15	0	8	0	6	0	9
01:00	0	8	0	9	1	12	0	12	0	7	0	10
01:15	0	10	0	7	0	15	1	6	0	11	0	10
01:30	1	7	0	10	0	7	1	10	0	9	0	9
01:45	0	7	0	11	0	6	0	11	1	10	0	9
02:00	1	2	0	6	0	16	0	13	1	12	0	10
02:15	0	8	1	10	1	12	1	18	1	10	1	12
02:30	0	11	0	16	0	8	0	12	0	14	0	12
02:45	0	13	0	15	0	15	0	13	1	9	0	13
03:00	0	10	0	12	0	12	0	12	0	11	0	11
03:15	0	10	0	12	0	13	0	15	0	11	0	12
03:30	0	8	0	10	0	13	0	17	0	21	0	14
03:45	0	10	0	11	1	17	0	13	1	23	0	15
04:00	0	21	0	9	0	10	0	8	0	13	0	12
04:15	0	11	0	12	0	12	0	11	0	19	0	13
04:30	2	8	0	11	1	11	1	26	0	14	1	14
04:45	0	13	0	11	0	14	1	12	0	11	0	12
05:00	0	9	1	18	1	10	1	12	1	11	1	12
05:15	0	9	0	13	0	10	1	13	1	13	0	12
05:30	1	15	0	12	0	12	1	12	0	13	0	13
05:45	3	10	2	6	2	12	2	22	2	13	2	13
06:00	0	6	0	10	1	14	0	17	0	10	0	11
06:15	1	11	0	10	0	8	0	14	0	12	0	11
06:30	4	8	6	11	5	9	5	7	5	16	5	10
06:45	5	7	1	10	3	9	3	10	6	12	4	10
07:00	4	10	6	9	11	6	7	16	0	8	6	10
07:15	14	12	13	9	15	7	8	16	11	13	12	11
07:30	16	7	9	3	14	11	8	14	6	13	7	7
07:45	16	5	16	9	16	7	14	2	21	9	17	6
08:00	16	5	24	4	21	8	19	7	20	4	20	6
08:15	15	8	20	9	10	8	16	7	5	10	13	8
08:30	16	3	17	7	15	11	15	7	14	4	15	6
08:45	23	3	12	3	19	2	16	7	15	6	17	4
09:00	14	7	17	5	12	7	14	3	17	3	15	5
09:15	15	4	8	5	19	4	15	7	22	5	16	5
09:30	13	0	10	7	7	2	17	4	7	5	11	4
09:45	14	1	15	1	13	6	11	2	15	3	14	3
10:00	16	4	18	3	9	0	12	1	7	2	12	2
10:15	12	1	15	0	11	1	6	4	9	3	11	2
10:30	7	0	4	3	9	1	8	2	7	3	7	2
10:45	10	5	4	1	10	0	14	2	7	5	9	3
11:00	8	0	11	3	9	1	5	3	12	5	9	2
11:15	13	0	13	4	15	1	7	2	13	3	12	2
11:30	9	0	6	1	12	2	9	1	11	2	9	1
11:45	18	2	11	0	19	2	11	0	9	0	14	1
<b>Totals</b>	<b>291</b>	<b>351</b>	<b>260</b>	<b>393</b>	<b>283</b>	<b>403</b>	<b>256</b>	<b>464</b>	<b>257</b>	<b>445</b>	<b>269</b>	<b>411</b>
<b>Day Total</b>	<b>642</b>		<b>653</b>		<b>686</b>		<b>720</b>		<b>702</b>		<b>681</b>	
<b>AM Pct</b>	<b>45.3%</b>		<b>39.8%</b>		<b>41.3%</b>		<b>35.6%</b>		<b>36.6%</b>		<b>39.6%</b>	
<b>Peak Hour</b>	9:00	18:30	9:00	18:15	9:00	18:30	9:00	18:30	8:45	17:30	9:00	18:30
<b>Peak Volume</b>	712	342	778	436	773	493	746	397	752	389	749	400
<b>P.H.F</b>	0.9368	0.9396	0.8493	0.9561	0.9159	0.9337	0.9279	0.8941	0.9495	0.8037	0.9512	0.9496

**AECOM**

<b>7:00-8:00 AM</b>	50	44	56	40	46	47
<b>7:15-8:15 AM</b>	62	62	66	52	66	62
<b>7:30-8:30 AM</b>	63	69	61	60	60	63
<b>7:45-8:45 AM</b>	63	77	62	64	60	65
<b>8:00-9:00 AM</b>	70	73	65	66	54	66
<b>4:00-5:00 PM</b>	53	43	47	57	57	51
<b>4:15-5:15 PM</b>	41	52	47	61	55	51
<b>4:30-5:30 PM</b>	39	53	45	63	49	50
<b>4:45-5:45 PM</b>	46	54	46	49	48	49
<b>5:00-6:00 PM</b>	43	49	44	59	50	49

Client: AECOM  
 File Number:  
 Route: 14 - Raimundo Way  
 Location: Between Stanford Ave & Pine Hill Rd

Site Ref: 14  
 Direction: EB

Count Date	4/17/2023		4/18/2023		4/19/2023		4/20/2023		4/21/2023		Average	
	AM	PM	AM	PM	AM	PM	AM	PM	AM	PM	AM	PM
00:00	3	10	0	6	1	9	3	12	0	11	1	10
00:15	0	6	0	13	0	15	1	19	1	11	0	13
00:30	0	8	0	5	0	6	0	7	0	14	0	8
00:45	0	10	0	8	0	10	1	15	2	14	1	11
01:00	0	13	0	13	1	11	0	9	1	14	0	12
01:15	0	7	0	15	0	14	0	24	0	22	0	16
01:30	0	16	0	10	0	15	0	11	0	15	0	13
01:45	0	8	1	15	0	17	0	10	0	14	0	13
02:00	0	17	0	18	0	14	1	11	0	18	0	16
02:15	0	9	2	17	1	15	2	16	3	17	2	15
02:30	2	14	2	10	3	17	3	14	2	16	2	14
02:45	0	12	2	11	0	13	0	10	0	12	0	12
03:00	0	15	0	19	1	21	1	15	0	13	0	17
03:15	0	10	0	13	0	22	0	18	1	17	0	16
03:30	0	12	0	12	1	20	0	14	0	22	0	16
03:45	0	16	0	17	2	21	0	17	0	10	0	16
04:00	0	19	0	19	0	19	0	19	0	22	0	20
04:15	0	17	1	11	0	15	0	14	0	18	0	15
04:30	0	17	0	22	0	14	0	18	1	19	0	18
04:45	1	17	0	17	1	12	3	17	1	9	1	14
05:00	0	22	0	28	0	21	0	20	0	15	0	21
05:15	0	15	0	14	0	19	0	17	0	12	0	15
05:30	0	18	0	19	0	13	0	15	0	18	0	17
05:45	0	14	1	16	0	12	0	15	1	21	0	16
06:00	2	16	0	14	0	12	2	17	0	18	1	15
06:15	0	10	3	16	2	16	0	15	0	13	1	14
06:30	2	12	0	7	0	18	3	6	2	8	1	10
06:45	1	7	3	8	3	15	2	12	3	12	2	11
07:00	3	5	10	7	5	3	6	11	4	6	6	6
07:15	10	7	3	5	11	11	7	9	3	8	7	8
07:30	8	10	5	7	15	4	11	7	16	11	11	8
07:45	25	10	30	5	32	7	28	5	25	1	28	6
08:00	15	9	16	10	11	8	8	10	7	6	11	9
08:15	10	9	15	6	8	5	11	8	11	3	11	6
08:30	18	4	19	3	11	3	17	6	15	8	16	5
08:45	20	0	15	2	18	5	19	2	22	9	19	4
09:00	13	0	10	7	9	5	10	3	8	7	10	4
09:15	7	1	10	6	14	1	7	6	12	7	10	4
09:30	13	1	11	2	13	0	15	3	11	3	13	2
09:45	7	5	11	4	13	5	15	3	15	7	12	5
10:00	14	1	7	2	12	2	5	0	13	2	10	1
10:15	18	1	18	1	7	2	11	2	9	4	13	2
10:30	14	0	13	2	7	3	12	1	16	2	12	2
10:45	7	1	15	1	13	0	15	0	7	1	11	1
11:00	10	2	11	1	10	2	12	1	15	3	12	2
11:15	16	0	13	2	17	0	13	0	7	0	13	0
11:30	13	0	13	0	7	2	10	0	11	1	11	1
11:45	17	0	6	0	16	2	13	1	20	1	14	1
<b>Totals</b>	<b>269</b>	<b>433</b>	<b>266</b>	<b>466</b>	<b>265</b>	<b>496</b>	<b>267</b>	<b>485</b>	<b>265</b>	<b>515</b>	<b>266</b>	<b>479</b>
<b>Day Total</b>	<b>702</b>	<b>732</b>	<b>732</b>	<b>761</b>	<b>752</b>	<b>780</b>	<b>745</b>					
<b>AM Pct</b>	<b>38.3%</b>	<b>36.3%</b>	<b>34.8%</b>	<b>35.5%</b>	<b>34.0%</b>	<b>35.7%</b>						
<b>Peak Hour</b>	9:00	18:30	9:00	18:15	9:00	18:30	9:00	18:30	8:45	17:30	9:00	18:30
<b>Peak Volume</b>	712	342	778	436	773	493	746	397	752	389	749	400
<b>P.H.F</b>	0.9368	0.9396	0.8493	0.9561	0.9159	0.9337	0.9279	0.8941	0.9495	0.8037	0.9512	0.9496

**AECOM**

<b>7:00-8:00 AM</b>	46	48	63	52	48	51
<b>7:15-8:15 AM</b>	58	54	69	54	51	57
<b>7:30-8:30 AM</b>	58	66	66	58	59	61
<b>7:45-8:45 AM</b>	68	80	62	64	58	66
<b>8:00-9:00 AM</b>	63	65	48	55	55	57
<b>4:00-5:00 PM</b>	70	69	60	68	68	67
<b>4:15-5:15 PM</b>	73	78	62	69	61	69
<b>4:30-5:30 PM</b>	71	81	66	72	55	69
<b>4:45-5:45 PM</b>	72	78	65	69	54	68
<b>5:00-6:00 PM</b>	69	77	65	67	66	69

Client: AECOM  
 File Number:  
 Route: 15 - Santa Maria Ave  
 Location: Between Junipero Serra Blvd & Gerona Rd

Site Ref: 15  
 Direction: NB

Count Time	4/17/2023		4/18/2023		4/19/2023		4/20/2023		4/21/2023		Average	
	AM	PM	AM	PM	AM	PM	AM	PM	AM	PM	AM	PM
00:00	0	1	0	3	2	3	0	3	0	5	0	3
00:15	0	2	0	2	0	2	0	3	0	5	0	3
00:30	0	3	1	3	0	0	1	4	0	4	0	3
00:45	0	3	0	2	0	5	2	0	0	1	0	2
01:00	1	5	0	0	0	1	0	2	0	2	0	2
01:15	0	5	0	3	0	5	0	4	0	3	0	4
01:30	0	3	1	2	0	1	0	2	0	3	0	2
01:45	0	2	0	1	0	2	0	8	1	2	0	3
02:00	0	2	0	3	0	2	0	3	0	4	0	3
02:15	0	1	0	0	0	2	0	3	0	2	0	2
02:30	0	3	0	1	0	2	0	2	0	4	0	2
02:45	0	2	0	2	0	2	0	2	0	6	0	3
03:00	0	3	0	4	0	2	0	2	0	3	0	3
03:15	0	1	0	5	0	3	0	2	0	3	0	3
03:30	0	1	0	3	0	2	0	1	0	3	0	2
03:45	0	3	0	0	0	1	0	0	0	1	0	1
04:00	0	2	0	0	0	2	0	1	0	3	0	2
04:15	0	4	0	2	0	3	1	3	0	0	0	2
04:30	0	0	0	2	0	1	0	1	0	3	0	1
04:45	0	3	0	1	0	2	0	2	0	1	0	2
05:00	0	2	0	2	0	4	0	0	0	1	0	2
05:15	0	2	0	2	2	2	0	1	2	0	1	1
05:30	0	2	0	2	0	2	0	1	1	6	0	3
05:45	0	3	0	4	0	2	1	1	0	1	0	2
06:00	1	2	0	2	0	0	1	4	0	1	0	2
06:15	1	2	3	1	1	2	1	0	0	2	1	1
06:30	0	4	1	0	0	2	2	1	1	0	1	1
06:45	3	1	5	1	5	1	1	4	3	3	4	1
07:00	6	4	4	0	3	2	5	1	2	2	4	2
07:15	5	2	7	0	8	2	6	1	7	1	7	1
07:30	3	2	5	0	7	1	3	0	3	3	4	1
07:45	6	3	9	2	7	1	3	1	4	2	6	2
08:00	5	0	4	1	3	2	4	1	5	2	4	1
08:15	1	1	5	2	3	0	6	2	2	1	3	1
08:30	2	1	6	0	5	0	0	2	3	1	3	1
08:45	3	2	1	1	5	0	2	1	10	1	4	1
09:00	2	2	5	3	4	2	0	0	4	3	3	2
09:15	5	1	1	1	0	0	0	2	3	2	2	1
09:30	4	1	2	0	1	3	1	2	3	0	2	1
09:45	4	0	4	0	4	0	2	1	3	1	3	0
10:00	2	0	5	2	4	0	6	0	6	0	5	0
10:15	1	0	1	0	2	0	2	0	2	1	2	0
10:30	2	0	4	0	4	0	12	0	2	2	5	0
10:45	1	0	6	1	0	0	2	0	5	2	3	1
11:00	2	0	6	3	2	1	5	0	3	0	4	1
11:15	2	1	3	0	2	1	5	1	3	0	3	1
11:30	5	0	5	1	3	0	1	0	3	1	3	0
11:45	3	0	1	0	0	0	6	2	3	0	3	0
<b>Totals</b>	<b>70</b>	<b>87</b>	<b>95</b>	<b>70</b>	<b>77</b>	<b>73</b>	<b>81</b>	<b>75</b>	<b>85</b>	<b>97</b>	<b>82</b>	<b>80</b>
<b>Day Total</b>	<b>157</b>		<b>165</b>		<b>150</b>		<b>156</b>		<b>182</b>		<b>162</b>	
<b>AM Pct</b>	<b>44.6%</b>		<b>57.6%</b>		<b>51.3%</b>		<b>51.9%</b>		<b>46.7%</b>		<b>50.4%</b>	
<b>Peak Hour</b>	9:00	18:30	9:00	18:15	9:00	18:30	9:00	18:30	8:45	17:30	9:00	18:30
<b>Peak Volume</b>	712	342	778	436	773	493	746	397	752	389	749	400
<b>P.H.F</b>	0.9368	0.9396	0.8493	0.9561	0.9159	0.9337	0.9279	0.8941	0.9495	0.8037	0.9512	0.9496

**AECOM**

<b>7:00-8:00 AM</b>	20	25	25	17	16	21
<b>7:15-8:15 AM</b>	19	25	25	16	19	21
<b>7:30-8:30 AM</b>	15	23	20	16	14	18
<b>7:45-8:45 AM</b>	14	24	18	13	14	17
<b>8:00-9:00 AM</b>	11	16	16	12	20	15

<b>4:00-5:00 PM</b>	9	5	8	7	7	7
<b>4:15-5:15 PM</b>	9	7	10	6	5	7
<b>4:30-5:30 PM</b>	7	7	9	4	5	6
<b>4:45-5:45 PM</b>	9	7	10	4	8	8
<b>5:00-6:00 PM</b>	9	10	10	3	8	8

Client: AECOM  
 File Number:  
 Route: 15 - Santa Maria Ave  
 Location: Between Junipero Serra Blvd & Gerona Rd

Site Ref: 15  
 Direction: SB

Count Time	4/17/2023		4/18/2023		4/19/2023		4/20/2023		4/21/2023		Average	
	AM	PM	AM	PM	AM	PM	AM	PM	AM	PM	AM	PM
00:00	0	1	0	3	0	2	1	3	0	0	0	2
00:15	0	1	0	2	0	3	0	1	0	5	0	2
00:30	0	0	0	3	0	2	0	2	0	3	0	2
00:45	0	2	0	0	0	1	0	4	0	2	0	2
01:00	0	2	0	0	0	2	0	3	0	2	0	2
01:15	0	4	0	1	0	2	0	6	0	1	0	3
01:30	0	1	0	4	0	3	0	2	0	1	0	2
01:45	0	2	0	3	0	1	0	2	0	2	0	2
02:00	0	2	0	1	0	3	0	2	0	2	0	2
02:15	0	1	0	2	0	3	0	1	0	6	0	3
02:30	0	2	1	1	0	1	0	0	0	1	0	1
02:45	0	1	0	2	0	4	0	2	0	4	0	3
03:00	0	1	0	2	0	1	0	2	0	1	0	1
03:15	0	2	0	4	2	2	0	0	0	2	0	2
03:30	0	3	0	3	0	4	0	2	0	3	0	3
03:45	0	1	0	0	0	0	0	2	0	0	0	1
04:00	0	1	0	0	0	0	0	4	0	3	0	2
04:15	0	1	0	1	0	3	0	0	0	1	0	1
04:30	0	5	0	4	0	4	0	2	0	3	0	4
04:45	0	1	0	0	0	1	0	3	0	0	0	1
05:00	0	2	0	2	0	3	0	4	0	1	0	2
05:15	1	2	0	3	0	0	0	2	0	1	0	2
05:30	0	4	0	0	0	2	0	2	0	0	0	2
05:45	0	1	0	3	0	3	0	1	0	1	0	2
06:00	0	1	0	2	0	1	0	4	0	0	0	2
06:15	0	2	2	2	0	1	0	0	0	1	0	1
06:30	0	1	0	1	0	0	1	0	1	2	0	1
06:45	1	1	0	1	0	0	0	1	1	1	0	1
07:00	2	3	1	0	0	0	2	1	1	1	1	1
07:15	0	1	1	3	1	2	0	0	0	0	0	1
07:30	0	1	0	0	0	1	1	0	0	1	0	1
07:45	3	0	1	0	1	0	2	0	3	0	2	0
08:00	2	1	3	0	1	1	2	0	0	1	2	1
08:15	1	1	3	0	1	1	1	0	3	0	2	0
08:30	2	0	2	0	1	1	1	1	4	0	2	0
08:45	0	1	2	2	1	1	1	0	0	0	1	1
09:00	1	2	1	1	3	0	2	0	4	0	2	1
09:15	1	0	0	0	0	0	0	1	1	2	0	1
09:30	0	0	1	0	0	1	3	0	1	1	1	0
09:45	4	2	0	0	1	0	1	0	2	0	2	0
10:00	0	3	1	0	2	0	3	0	2	0	2	1
10:15	2	0	4	0	3	0	0	0	4	0	3	0
10:30	3	0	1	0	1	0	1	0	3	0	2	0
10:45	0	0	2	2	1	0	3	1	4	1	2	1
11:00	2	0	1	0	1	0	3	0	3	1	2	0
11:15	4	0	0	0	0	0	6	2	2	0	2	0
11:30	6	0	3	0	3	0	5	0	3	0	4	0
11:45	3	0	3	0	0	0	3	0	3	0	2	0
<b>Totals</b>	<b>38</b>	<b>63</b>	<b>33</b>	<b>58</b>	<b>23</b>	<b>60</b>	<b>42</b>	<b>63</b>	<b>45</b>	<b>57</b>	<b>36</b>	<b>60</b>
<b>Day Total</b>	<b>101</b>		<b>91</b>		<b>83</b>		<b>105</b>		<b>102</b>		<b>96</b>	
<b>AM Pct</b>	<b>37.6%</b>		<b>36.3%</b>		<b>27.7%</b>		<b>40.0%</b>		<b>44.1%</b>		<b>37.6%</b>	
<b>Peak Hour</b>	9:00	18:30	9:00	18:15	9:00	18:30	9:00	18:30	8:45	17:30	9:00	18:30
<b>Peak Volume</b>	712	342	778	436	773	493	746	397	752	389	749	400
<b>P.H.F</b>	0.9368	0.9396	0.8493	0.9561	0.9159	0.9337	0.9279	0.8941	0.9495	0.8037	0.9512	0.9496

**AECOM**

<b>7:00-8:00 AM</b>	5	3	2	5	4	4
<b>7:15-8:15 AM</b>	5	5	3	5	3	4
<b>7:30-8:30 AM</b>	6	7	3	6	6	6
<b>7:45-8:45 AM</b>	8	9	4	6	10	7
<b>8:00-9:00 AM</b>	5	10	4	5	7	6
<b>4:00-5:00 PM</b>	8	5	8	9	7	7
<b>4:15-5:15 PM</b>	9	7	11	9	5	8
<b>4:30-5:30 PM</b>	10	9	8	11	5	9
<b>4:45-5:45 PM</b>	9	5	6	11	2	7
<b>5:00-6:00 PM</b>	9	8	8	9	3	7



Client: AECOM  
 File Number:  
 Route: 16 - Campus Dr  
 Location: Between Junipero Serra Blvd & Gerona Rd

Site Ref: 16  
 Direction: EB

Count Date	4/17/2023		4/18/2023		4/19/2023		4/20/2023		4/21/2023		Average	
	AM	PM	AM	PM	AM	PM	AM	PM	AM	PM	AM	PM
00:00	7	48	11	44	10	39	1	27	11	50	8	42
00:15	8	60	16	29	7	33	5	38	10	53	9	43
00:30	7	52	8	35	12	34	3	24	5	33	7	36
00:45	15	54	15	51	4	36	4	36	4	37	8	43
01:00	9	44	5	44	5	35	2	40	1	43	4	41
01:15	14	39	18	30	3	30	2	36	2	42	8	35
01:30	13	28	7	49	2	38	1	31	0	33	5	36
01:45	20	48	9	47	0	20	1	27	2	37	6	36
02:00	10	52	5	40	4	27	0	42	0	35	4	39
02:15	9	52	8	40	2	37	1	29	0	36	4	39
02:30	7	54	8	43	1	30	1	41	1	28	4	39
02:45	10	55	3	54	0	47	2	39	0	34	3	46
03:00	7	44	5	41	0	26	1	24	0	34	3	34
03:15	4	48	7	52	0	29	0	40	0	52	2	44
03:30	0	62	4	37	0	24	0	31	0	72	1	45
03:45	4	51	2	56	1	61	1	42	0	56	2	53
04:00	0	52	0	41	2	41	0	51	0	51	0	47
04:15	3	52	2	43	1	37	0	40	1	41	1	43
04:30	0	65	0	46	0	37	0	30	0	51	0	46
04:45	2	54	0	52	3	48	4	43	2	34	2	46
05:00	1	52	0	40	3	35	1	44	1	46	1	43
05:15	2	43	2	51	3	46	5	48	4	39	3	45
05:30	1	57	2	61	8	41	11	47	2	40	5	49
05:45	8	55	1	70	8	37	11	63	15	55	9	56
06:00	8	60	3	40	10	52	18	46	8	41	9	48
06:15	5	74	12	39	8	56	15	43	18	39	12	50
06:30	8	51	5	44	27	49	29	37	30	46	20	45
06:45	7	73	0	48	22	33	22	24	26	35	15	43
07:00	3	77	2	35	14	35	14	35	18	41	10	45
07:15	11	59	5	34	29	42	41	37	23	34	22	41
07:30	10	50	5	28	49	28	49	18	44	39	31	33
07:45	16	48	15	46	66	23	54	26	54	39	41	36
08:00	14	22	13	28	63	34	69	27	80	14	48	25
08:15	24	24	7	37	82	23	81	33	65	34	52	30
08:30	28	28	11	28	62	23	88	15	89	29	56	25
08:45	23	35	24	33	68	16	68	34	78	27	52	29
09:00	27	25	8	24	64	16	87	24	87	17	55	21
09:15	22	30	18	35	64	21	65	22	49	18	44	25
09:30	30	33	26	24	51	14	72	23	53	27	46	24
09:45	46	33	33	12	38	20	41	8	50	23	42	19
10:00	46	46	42	16	31	11	49	17	47	14	43	21
10:15	44	24	34	22	44	14	43	21	36	12	40	19
10:30	29	29	44	17	22	11	40	17	38	21	35	19
10:45	37	30	40	12	42	9	36	11	47	12	40	15
11:00	49	21	57	18	43	13	34	11	34	11	43	15
11:15	44	13	40	17	39	4	36	17	46	16	41	13
11:30	42	23	30	9	37	9	43	20	49	4	40	13
11:45	28	24	47	10	36	5	48	10	38	10	39	12
<b>Totals</b>	<b>762</b>	<b>2153</b>	<b>659</b>	<b>1752</b>	<b>1090</b>	<b>1429</b>	<b>1199</b>	<b>1489</b>	<b>1168</b>	<b>1635</b>	<b>976</b>	<b>1692</b>
<b>Day Total</b>	<b>2915</b>		<b>2411</b>		<b>2519</b>		<b>2688</b>		<b>2803</b>		<b>2667</b>	
<b>AM Pct</b>	<b>26.1%</b>		<b>27.3%</b>		<b>43.3%</b>		<b>44.6%</b>		<b>41.7%</b>		<b>36.6%</b>	
<b>Peak Hour</b>	9:00	18:30	9:00	18:15	9:00	18:30	9:00	18:30	8:45	17:30	9:00	18:30
<b>Peak Volume</b>	712	342	778	436	773	493	746	397	752	389	749	400
<b>P.H.F</b>	0.9368	0.9396	0.8493	0.9561	0.9159	0.9337	0.9279	0.8941	0.9495	0.8037	0.9512	0.9496

**AECOM**

<b>7:00-8:00 AM</b>	40	27	158	158	139	104
<b>7:15-8:15 AM</b>	51	38	207	213	201	142
<b>7:30-8:30 AM</b>	64	40	260	253	243	172
<b>7:45-8:45 AM</b>	82	46	273	292	288	196
<b>8:00-9:00 AM</b>	89	55	275	306	312	207
<b>4:00-5:00 PM</b>	223	182	163	164	177	182
<b>4:15-5:15 PM</b>	223	181	157	157	172	178
<b>4:30-5:30 PM</b>	214	189	166	165	170	181
<b>4:45-5:45 PM</b>	206	204	170	182	159	184
<b>5:00-6:00 PM</b>	207	222	159	202	180	194

Client: AECOM  
 File Number:  
 Route: 16 - Campus Dr  
 Location: Between Junipero Serra Blvd & Gerona Rd

Site Ref: 16  
 Direction: WB

Count Date	4/17/2023		4/18/2023		4/19/2023		4/20/2023		4/21/2023		Average	
	AM	PM	AM	PM	AM	PM	AM	PM	AM	PM	AM	PM
00:00	12	55	11	50	9	34	7	40	9	56	10	47
00:15	12	54	15	56	10	35	4	38	5	37	9	44
00:30	8	57	10	44	7	34	2	38	4	43	6	43
00:45	16	63	14	50	5	31	5	39	1	43	8	45
01:00	11	66	4	53	1	46	3	40	1	54	4	52
01:15	12	68	8	65	3	39	3	59	1	60	5	58
01:30	17	69	4	42	2	50	5	59	2	47	6	53
01:45	8	85	7	39	2	41	1	39	2	53	4	51
02:00	12	61	3	41	1	38	1	48	2	49	4	47
02:15	8	73	5	48	3	38	2	33	3	33	4	45
02:30	15	69	2	43	3	56	1	59	0	68	4	59
02:45	4	79	2	67	0	47	0	41	0	48	1	56
03:00	2	87	5	47	0	49	1	72	0	51	2	61
03:15	4	77	1	53	0	46	1	65	1	67	1	62
03:30	1	78	3	48	0	46	0	68	1	65	1	61
03:45	2	53	0	60	2	55	1	62	1	59	1	58
04:00	3	79	1	52	2	77	1	48	1	73	2	66
04:15	0	62	1	53	1	60	1	87	1	77	1	68
04:30	2	60	3	60	1	59	1	72	0	72	1	65
04:45	1	57	1	50	0	65	1	83	3	86	1	68
05:00	3	54	7	55	2	93	2	89	1	70	3	72
05:15	4	61	2	55	2	77	7	78	3	91	4	72
05:30	1	62	0	56	1	57	3	75	2	80	1	66
05:45	2	63	4	54	3	49	3	67	8	72	4	61
06:00	1	52	8	47	4	69	4	102	3	89	4	72
06:15	2	54	9	30	7	56	7	77	9	68	7	57
06:30	7	64	4	49	9	51	14	60	12	59	9	57
06:45	11	53	9	38	13	62	13	70	17	83	13	61
07:00	7	51	1	34	11	46	18	49	18	68	11	50
07:15	4	54	4	38	15	54	10	54	16	66	10	53
07:30	13	42	11	37	25	38	24	51	27	42	20	42
07:45	12	49	9	28	33	46	27	40	26	39	21	40
08:00	12	46	17	38	31	39	24	42	27	55	22	44
08:15	14	31	9	34	21	41	28	40	29	55	20	40
08:30	16	31	17	31	35	38	35	53	31	48	27	40
08:45	24	28	29	33	13	17	26	37	29	48	24	33
09:00	25	64	18	42	33	24	35	37	43	52	31	44
09:15	29	63	29	34	38	30	39	20	34	38	34	37
09:30	33	64	36	25	25	23	44	29	33	31	34	34
09:45	48	64	26	29	37	21	49	24	34	34	39	34
10:00	34	35	43	28	29	59	30	25	34	34	34	36
10:15	40	55	29	25	31	16	33	20	36	15	34	26
10:30	34	39	30	28	16	15	20	17	27	17	25	23
10:45	34	36	41	8	35	9	35	14	29	8	35	15
11:00	49	25	59	18	37	13	40	9	30	13	43	16
11:15	74	27	66	11	34	8	41	13	39	13	51	14
11:30	50	29	49	12	36	9	35	7	41	13	42	14
11:45	61	13	41	10	42	5	46	5	42	5	46	8
<b>Totals</b>	<b>794</b>	<b>2661</b>	<b>707</b>	<b>1948</b>	<b>670</b>	<b>2011</b>	<b>733</b>	<b>2294</b>	<b>718</b>	<b>2447</b>	<b>724</b>	<b>2272</b>
<b>Day Total</b>	<b>3455</b>	<b>2655</b>	<b>2681</b>	<b>3027</b>	<b>3165</b>	<b>2997</b>						

<b>AM Pct</b>	23.0%	26.6%	25.0%	24.2%	22.7%	24.2%						
<b>Peak Hour</b>	9:00	18:30	9:00	18:15	9:00	18:30	9:00	18:30	8:45	17:30	9:00	18:30
<b>Peak Volume</b>	712	342	778	436	773	493	746	397	752	389	749	400
<b>P.H.F</b>	0.9368	0.9396	0.8493	0.9561	0.9159	0.9337	0.9279	0.8941	0.9495	0.8037	0.9512	0.9496

**AECOM**

<b>7:00-8:00 AM</b>	36	25	84	79	87	62
<b>7:15-8:15 AM</b>	41	41	104	85	96	73
<b>7:30-8:30 AM</b>	51	46	110	103	109	84
<b>7:45-8:45 AM</b>	54	52	120	114	113	91
<b>8:00-9:00 AM</b>	66	72	100	113	116	93

<b>4:00-5:00 PM</b>	258	215	261	290	308	266
<b>4:15-5:15 PM</b>	233	218	277	331	305	273
<b>4:30-5:30 PM</b>	232	220	294	322	319	277
<b>4:45-5:45 PM</b>	234	216	292	325	327	279
<b>5:00-6:00 PM</b>	240	220	276	309	313	272

Client: AECOM  
 File Number:  
 Route: 2  
 Location: 0

Site Ref: 01  
 Direction: EB

Count Date	4/24/2023		4/25/2023		4/26/2023		4/27/2023		4/28/2023		Average	
Count Time	AM	PM	AM	PM	AM	PM	AM	PM	AM	PM	AM	PM
00:00	4	50	4	51	2	43	4	52	9	39	5	47
00:15	3	38	3	46	2	47	1	51	6	56	3	48
00:30	3	44	1	45	3	50	0	46	13	51	4	47
00:45	4	41	1	39	2	69	4	54	8	46	4	50
01:00	2	42	1	49	1	46	3	39	2	40	2	43
01:15	3	45	4	45	1	50	2	42	2	51	2	47
01:30	0	33	1	45	2	51	0	40	1	49	1	44
01:45	2	46	1	59	6	39	5	50	1	55	3	50
02:00	1	51	3	34	2	36	1	49	2	40	2	42
02:15	3	54	1	36	2	39	2	45	1	50	2	45
02:30	0	40	0	43	1	51	2	48	2	42	1	45
02:45	0	45	1	47	1	35	0	48	0	40	0	43
03:00	0	47	1	39	2	24	0	41	2	41	1	38
03:15	4	35	4	38	2	30	4	30	3	30	3	33
03:30	4	47	4	45	6	44	5	31	8	27	5	39
03:45	5	54	3	44	2	42	8	54	5	38	5	46
04:00	5	47	3	51	4	50	3	46	7	52	4	49
04:15	4	51	5	51	6	46	7	48	2	40	5	47
04:30	10	46	7	57	6	39	12	47	13	65	10	51
04:45	12	70	8	43	11	57	8	63	8	49	9	56
05:00	11	76	15	52	13	65	10	38	13	50	12	56
05:15	27	83	26	41	31	63	28	56	24	42	27	57
05:30	33	98	43	56	33	61	45	57	42	59	39	66
05:45	87	66	94	53	80	82	86	66	71	64	84	66
06:00	111	93	118	64	111	57	120	63	100	59	112	67
06:15	151	102	168	78	164	72	166	74	147	59	159	77
06:30	130	59	154	46	145	53	131	55	100	49	132	52
06:45	100	41	106	29	108	41	98	38	104	46	103	39
07:00	97	23	106	26	95	41	97	30	90	45	97	33
07:15	148	30	152	17	124	33	128	15	115	28	133	25
07:30	150	20	159	12	151	20	137	12	112	17	142	16
07:45	169	18	168	16	190	15	159	16	143	8	166	15
08:00	137	15	160	11	126	16	143	16	120	25	137	17
08:15	132	8	140	12	146	6	118	11	102	18	128	11
08:30	122	11	167	6	151	11	141	18	125	9	141	11
08:45	169	12	160	23	163	13	157	13	120	17	154	16
09:00	135	13	138	10	129	10	137	18	116	8	131	12
09:15	141	10	135	12	166	8	124	6	129	8	139	9
09:30	102	14	127	11	118	9	121	7	100	17	114	12
09:45	117	13	127	5	114	10	94	9	104	12	111	10
10:00	86	13	75	12	90	7	93	10	63	10	81	10
10:15	64	8	96	8	74	12	104	12	70	6	82	9
10:30	62	13	74	4	77	10	62	13	48	8	65	10
10:45	48	6	69	7	56	2	56	9	60	7	58	6
11:00	50	3	45	6	56	1	66	9	48	8	53	5
11:15	46	4	62	6	52	5	50	7	42	10	50	6
11:30	45	4	50	2	45	5	40	3	43	5	45	4
11:45	66	2	52	3	53	5	63	4	53	8	57	4
<b>Totals</b>	<b>2805</b>	<b>1784</b>	<b>3042</b>	<b>1535</b>	<b>2925</b>	<b>1621</b>	<b>2845</b>	<b>1609</b>	<b>2499</b>	<b>1603</b>	<b>2823</b>	<b>1630</b>
<b>Day Total</b>	<b>4589</b>		<b>4577</b>		<b>4546</b>		<b>4454</b>		<b>4102</b>		<b>4454</b>	
<b>AM Pct</b>	<b>61.1%</b>		<b>66.5%</b>		<b>64.3%</b>		<b>63.9%</b>		<b>60.9%</b>		<b>63.4%</b>	
Peak Hour	9:00	18:30	9:00	18:15	9:00	18:30	9:00	18:30	8:45	17:30	9:00	18:30
Peak Volume	712	342	778	436	773	493	746	397	752	389	749	400
P.H.F	0.9368	0.9396	0.8493	0.9561	0.9159	0.9337	0.9279	0.8941	0.9495	0.8037	0.9512	0.9496

**AECOM**

<b>7:00-8:00 AM</b>	564	585	560	521	460	538
<b>7:15-8:15 AM</b>	604	639	591	567	490	578
<b>7:30-8:30 AM</b>	588	627	613	557	477	572
<b>7:45-8:45 AM</b>	560	635	613	561	490	572
<b>8:00-9:00 AM</b>	560	627	586	559	467	560

<b>4:00-5:00 PM</b>	214	202	192	204	206	204
<b>4:15-5:15 PM</b>	243	203	207	196	204	211
<b>4:30-5:30 PM</b>	275	193	224	204	206	220
<b>4:45-5:45 PM</b>	327	192	246	214	200	236
<b>5:00-6:00 PM</b>	323	202	271	217	215	246

Client: AECOM  
 File Number:  
 Route: 2  
 Location: 0

Site Ref: 01  
 Direction: WB

Count Time	4/24/2023		4/25/2023		4/26/2023		4/27/2023		4/28/2023		Average	
	AM	PM	AM	PM	AM	PM	AM	PM	AM	PM	AM	PM
00:00	8	46	11	46	10	43	14	47	17	59	12	48
00:15	4	37	8	27	8	43	13	55	13	51	9	43
00:30	8	49	6	29	12	48	6	49	7	55	8	46
00:45	3	54	6	36	6	39	5	41	4	61	5	46
01:00	1	42	3	49	5	43	2	60	8	65	4	52
01:15	4	48	4	52	5	59	4	52	2	52	4	53
01:30	1	46	5	49	3	65	4	56	7	50	4	53
01:45	1	50	8	66	3	62	3	65	4	72	4	63
02:00	1	47	5	61	6	67	1	62	5	65	4	60
02:15	0	68	0	75	4	51	4	63	4	68	2	65
02:30	4	64	8	83	7	62	6	83	3	91	6	77
02:45	0	87	3	76	0	72	3	77	1	80	1	78
03:00	1	74	0	82	0	91	1	87	2	78	1	82
03:15	1	106	2	102	0	89	1	107	4	99	2	101
03:30	1	76	1	119	3	95	1	105	2	106	2	100
03:45	1	83	0	84	2	112	1	104	3	99	1	96
04:00	2	109	1	102	2	109	1	110	1	102	1	106
04:15	1	108	0	124	3	126	1	130	1	98	1	117
04:30	1	154	2	160	1	142	3	135	0	117	1	142
04:45	2	136	3	148	2	135	1	124	0	113	2	131
05:00	1	121	0	159	1	127	0	129	1	126	1	132
05:15	1	177	4	142	2	142	1	146	2	125	2	146
05:30	1	140	2	137	5	120	5	134	3	115	3	129
05:45	3	145	7	140	2	116	2	142	3	126	3	134
06:00	7	139	6	141	12	161	3	151	11	91	8	137
06:15	4	120	8	136	7	131	7	97	7	98	7	116
06:30	7	100	7	103	8	119	8	123	7	99	7	109
06:45	10	75	11	109	13	101	13	104	12	111	12	100
07:00	12	77	13	85	14	133	15	110	12	78	13	97
07:15	19	86	27	110	30	86	24	96	23	103	25	96
07:30	31	113	30	111	44	138	38	107	29	100	34	114
07:45	27	77	31	65	33	100	42	88	28	85	32	83
08:00	43	62	44	64	37	57	33	72	46	61	41	63
08:15	36	57	34	48	39	66	35	63	35	51	36	57
08:30	29	32	33	32	38	41	26	53	29	44	31	40
08:45	29	39	31	42	23	45	36	44	23	29	28	40
09:00	25	36	32	40	32	26	24	49	27	27	28	36
09:15	33	31	24	38	42	33	18	31	36	44	31	35
09:30	38	38	31	32	32	26	20	35	35	34	31	33
09:45	31	41	26	22	41	26	30	29	27	30	31	30
10:00	29	91	29	28	25	19	22	21	36	25	28	37
10:15	30	118	27	18	40	20	28	21	31	27	31	41
10:30	31	32	34	18	29	22	38	21	35	18	33	22
10:45	28	16	39	19	33	16	37	13	36	24	35	18
11:00	19	19	40	12	29	22	33	14	32	15	31	16
11:15	32	23	33	13	34	15	29	15	26	17	31	17
11:30	31	17	37	9	38	15	40	15	42	19	38	15
11:45	38	15	45	13	53	14	45	11	35	18	43	14
<b>Totals</b>	<b>670</b>	<b>3521</b>	<b>761</b>	<b>3456</b>	<b>818</b>	<b>3490</b>	<b>727</b>	<b>3546</b>	<b>757</b>	<b>3321</b>	<b>747</b>	<b>3467</b>
<b>Day Total</b>	<b>4191</b>		<b>4217</b>		<b>4308</b>		<b>4273</b>		<b>4078</b>		<b>4213</b>	
<b>AM Pct</b>	<b>16.0%</b>		<b>18.0%</b>		<b>19.0%</b>		<b>17.0%</b>		<b>18.6%</b>		<b>17.7%</b>	
Peak Hour	9:00	18:30	9:00	18:15	9:00	18:30	9:00	18:30	8:45	17:30	9:00	18:30
Peak Volume	712	342	778	436	773	493	746	397	752	389	749	400
P.H.F	0.9368	0.9396	0.8493	0.9561	0.9159	0.9337	0.9279	0.8941	0.9495	0.8037	0.9512	0.9496

**AECOM**

<b>7:00-8:00 AM</b>	89	101	121	119	92	104
<b>7:15-8:15 AM</b>	120	132	144	137	126	132
<b>7:30-8:30 AM</b>	137	139	153	148	138	143
<b>7:45-8:45 AM</b>	135	142	147	136	138	140
<b>8:00-9:00 AM</b>	137	142	137	130	133	136

<b>4:00-5:00 PM</b>	507	534	512	499	430	496
<b>4:15-5:15 PM</b>	519	591	530	518	454	522
<b>4:30-5:30 PM</b>	588	609	546	534	481	552
<b>4:45-5:45 PM</b>	574	586	524	533	479	539
<b>5:00-6:00 PM</b>	583	578	505	551	492	542

Client: AECOM  
 File Number:  
 Route: 2  
 Location: 0

Site Ref: 02  
 Direction: EB

Count Date	4/24/2023		4/25/2023		4/26/2023		4/27/2023		4/28/2023		Average	
Count Time	AM	PM	AM	PM	AM	PM	AM	PM	AM	PM	AM	PM
00:00	4	50	4	51	2	43	4	52	9	39	5	47
00:15	3	38	3	46	2	47	1	51	6	56	3	48
00:30	3	44	1	45	3	50	0	46	13	51	4	47
00:45	4	41	1	39	2	69	4	54	8	46	4	50
01:00	2	42	1	49	1	46	3	39	2	40	2	43
01:15	3	45	4	45	1	50	2	42	2	51	2	47
01:30	0	33	1	45	2	51	0	40	1	49	1	44
01:45	2	46	1	59	6	39	5	50	1	55	3	50
02:00	1	51	3	34	2	36	1	49	2	40	2	42
02:15	3	54	1	36	2	39	2	45	1	50	2	45
02:30	0	40	0	43	1	51	2	48	2	42	1	45
02:45	0	45	1	47	1	35	0	48	0	40	0	43
03:00	0	47	1	39	2	24	0	41	2	41	1	38
03:15	4	35	4	38	2	30	4	30	3	30	3	33
03:30	4	47	4	45	6	44	5	31	8	27	5	39
03:45	5	54	3	44	2	42	8	54	5	38	5	46
04:00	5	47	3	51	4	50	3	46	7	52	4	49
04:15	4	51	5	51	6	46	7	48	2	40	5	47
04:30	10	46	7	57	6	39	12	47	13	65	10	51
04:45	12	70	8	43	11	57	8	63	8	49	9	56
05:00	11	76	15	52	13	65	10	38	13	50	12	56
05:15	27	83	26	41	31	63	28	56	24	42	27	57
05:30	33	98	43	56	33	61	45	57	42	59	39	66
05:45	87	66	94	53	80	82	86	66	71	64	84	66
06:00	111	93	118	64	111	57	120	63	100	59	112	67
06:15	151	102	168	78	164	72	166	74	147	59	159	77
06:30	130	59	154	46	145	53	131	55	100	49	132	52
06:45	100	41	106	29	108	41	98	38	104	46	103	39
07:00	97	23	106	26	95	41	97	30	90	45	97	33
07:15	148	30	152	17	124	33	128	15	115	28	133	25
07:30	150	20	159	12	151	20	137	12	112	17	142	16
07:45	169	18	168	16	190	15	159	16	143	8	166	15
08:00	137	15	160	11	126	16	143	16	120	25	137	17
08:15	132	8	140	12	146	6	118	11	102	18	128	11
08:30	122	11	167	6	151	11	141	18	125	9	141	11
08:45	169	12	160	23	163	13	157	13	120	17	154	16
09:00	135	13	138	10	129	10	137	18	116	8	131	12
09:15	141	10	135	12	166	8	124	6	129	8	139	9
09:30	102	14	127	11	118	9	121	7	100	17	114	12
09:45	117	13	127	5	114	10	94	9	104	12	111	10
10:00	86	13	75	12	90	7	93	10	63	10	81	10
10:15	64	8	96	8	74	12	104	12	70	6	82	9
10:30	62	13	74	4	77	10	62	13	48	8	65	10
10:45	48	6	69	7	56	2	56	9	60	7	58	6
11:00	50	3	45	6	56	1	66	9	48	8	53	5
11:15	46	4	62	6	52	5	50	7	42	10	50	6
11:30	45	4	50	2	45	5	40	3	43	5	45	4
11:45	66	2	52	3	53	5	63	4	53	8	57	4
<b>Totals</b>	<b>2805</b>	<b>1784</b>	<b>3042</b>	<b>1535</b>	<b>2925</b>	<b>1621</b>	<b>2845</b>	<b>1609</b>	<b>2499</b>	<b>1603</b>	<b>2823</b>	<b>1630</b>
<b>Day Total</b>	<b>4589</b>		<b>4577</b>		<b>4546</b>		<b>4454</b>		<b>4102</b>		<b>4454</b>	
<b>AM Pct</b>	61.1%		66.5%		64.3%		63.9%		60.9%		63.4%	
<b>Peak Hour</b>	9:00	18:30	9:00	18:15	9:00	18:30	9:00	18:30	8:45	17:30	9:00	18:30
<b>Peak Volume</b>	712	342	778	436	773	493	746	397	752	389	749	400
<b>P.H.F</b>	0.9368	0.9396	0.8493	0.9561	0.9159	0.9337	0.9279	0.8941	0.9495	0.8037	0.9512	0.9496

**AECOM**

<b>7:00-8:00 AM</b>	564	585	560	521	460	538
<b>7:15-8:15 AM</b>	604	639	591	567	490	578
<b>7:30-8:30 AM</b>	588	627	613	557	477	572
<b>7:45-8:45 AM</b>	560	635	613	561	490	572
<b>8:00-9:00 AM</b>	560	627	586	559	467	560

<b>4:00-5:00 PM</b>	214	202	192	204	206	204
<b>4:15-5:15 PM</b>	243	203	207	196	204	211
<b>4:30-5:30 PM</b>	275	193	224	204	206	220
<b>4:45-5:45 PM</b>	327	192	246	214	200	236
<b>5:00-6:00 PM</b>	323	202	271	217	215	246

Client: AECOM  
 File Number:  
 Route: 2  
 Location: 0

Site Ref: 02  
 Direction: WB

Count Date	4/24/2023		4/25/2023		4/26/2023		4/27/2023		4/28/2023		Average	
Count Time	AM	PM	AM	PM	AM	PM	AM	PM	AM	PM	AM	PM
00:00	8	46	11	46	10	43	14	47	17	59	12	48
00:15	4	37	8	27	8	43	13	55	13	51	9	43
00:30	8	49	6	29	12	48	6	49	7	55	8	46
00:45	3	54	6	36	6	39	5	41	4	61	5	46
01:00	1	42	3	49	5	43	2	60	8	65	4	52
01:15	4	48	4	52	5	59	4	52	2	52	4	53
01:30	1	46	5	49	3	65	4	56	7	50	4	53
01:45	1	50	8	66	3	62	3	65	4	72	4	63
02:00	1	47	5	61	6	67	1	62	5	65	4	60
02:15	0	68	0	75	4	51	4	63	4	68	2	65
02:30	4	64	8	83	7	62	6	83	3	91	6	77
02:45	0	87	3	76	0	72	3	77	1	80	1	78
03:00	1	74	0	82	0	91	1	87	2	78	1	82
03:15	1	106	2	102	0	89	1	107	4	99	2	101
03:30	1	76	1	119	3	95	1	105	2	106	2	100
03:45	1	83	0	84	2	112	1	104	3	99	1	96
04:00	2	109	1	102	2	109	1	110	1	102	1	106
04:15	1	108	0	124	3	126	1	130	1	98	1	117
04:30	1	154	2	160	1	142	3	135	0	117	1	142
04:45	2	136	3	148	2	135	1	124	0	113	2	131
05:00	1	121	0	159	1	127	0	129	1	126	1	132
05:15	1	177	4	142	2	142	1	146	2	125	2	146
05:30	1	140	2	137	5	120	5	134	3	115	3	129
05:45	3	145	7	140	2	116	2	142	3	126	3	134
06:00	7	139	6	141	12	161	3	151	11	91	8	137
06:15	4	120	8	136	7	131	7	97	7	98	7	116
06:30	7	100	7	103	8	119	8	123	7	99	7	109
06:45	10	75	11	109	13	101	13	104	12	111	12	100
07:00	12	77	13	85	14	133	15	110	12	78	13	97
07:15	19	86	27	110	30	86	24	96	23	103	25	96
07:30	31	113	30	111	44	138	38	107	29	100	34	114
07:45	27	77	31	65	33	100	42	88	28	85	32	83
08:00	43	62	44	64	37	57	33	72	46	61	41	63
08:15	36	57	34	48	39	66	35	63	35	51	36	57
08:30	29	32	33	32	38	41	26	53	29	44	31	40
08:45	29	39	31	42	23	45	36	44	23	29	28	40
09:00	25	36	32	40	32	26	24	49	27	27	28	36
09:15	33	31	24	38	42	33	18	31	36	44	31	35
09:30	38	38	31	32	32	26	20	35	35	34	31	33
09:45	31	41	26	22	41	26	30	29	27	30	31	30
10:00	29	91	29	28	25	19	22	21	36	25	28	37
10:15	30	118	27	18	40	20	28	21	31	27	31	41
10:30	31	32	34	18	29	22	38	21	35	18	33	22
10:45	28	16	39	19	33	16	37	13	36	24	35	18
11:00	19	19	40	12	29	22	33	14	32	15	31	16
11:15	32	23	33	13	34	15	29	15	26	17	31	17
11:30	31	17	37	9	38	15	40	15	42	19	38	15
11:45	38	15	45	13	53	14	45	11	35	18	43	14
<b>Totals</b>	<b>670</b>	<b>3521</b>	<b>761</b>	<b>3456</b>	<b>818</b>	<b>3490</b>	<b>727</b>	<b>3546</b>	<b>757</b>	<b>3321</b>	<b>747</b>	<b>3467</b>
<b>Day Total</b>	<b>4191</b>		<b>4217</b>		<b>4308</b>		<b>4273</b>		<b>4078</b>		<b>4213</b>	
<b>AM Pct</b>	16.0%		18.0%		19.0%		17.0%		18.6%		17.7%	
<b>Peak Hour</b>	9:00	18:30	9:00	18:15	9:00	18:30	9:00	18:30	8:45	17:30	9:00	18:30
<b>Peak Volume</b>	712	342	778	436	773	493	746	397	752	389	749	400
<b>P.H.F</b>	0.9368	0.9396	0.8493	0.9561	0.9159	0.9337	0.9279	0.8941	0.9495	0.8037	0.9512	0.9496

**AECOM**

<b>7:00-8:00 AM</b>	89	101	121	119	92	104
<b>7:15-8:15 AM</b>	120	132	144	137	126	132
<b>7:30-8:30 AM</b>	137	139	153	148	138	143
<b>7:45-8:45 AM</b>	135	142	147	136	138	140
<b>8:00-9:00 AM</b>	137	142	137	130	133	136

<b>4:00-5:00 PM</b>	507	534	512	499	430	496
<b>4:15-5:15 PM</b>	519	591	530	518	454	522
<b>4:30-5:30 PM</b>	588	609	546	534	481	552
<b>4:45-5:45 PM</b>	574	586	524	533	479	539
<b>5:00-6:00 PM</b>	583	578	505	551	492	542

Client: AECOM  
 File Number:  
 Route: 3  
 Location: 0

Site Ref: 03  
 Direction: SB

Count Date	4/24/2023		4/25/2023		4/26/2023		4/27/2023		4/28/2023		Average	
Count Time	AM	PM	AM	PM	AM	PM	AM	PM	AM	PM	AM	PM
00:00	2	33	1	31	6	31	4	28	8	18	4	28
00:15	2	30	2	29	0	27	2	43	6	27	2	31
00:30	1	24	3	33	2	32	2	29	1	16	2	27
00:45	2	30	1	34	0	40	0	32	2	30	1	33
01:00	2	21	1	42	2	34	0	28	0	40	1	33
01:15	0	26	2	22	2	37	1	46	1	41	1	34
01:30	0	29	2	29	1	19	2	19	0	40	1	27
01:45	1	31	2	30	0	26	4	45	1	31	2	33
02:00	0	30	4	35	1	29	2	52	2	26	2	34
02:15	1	31	6	39	6	48	7	47	8	33	6	40
02:30	1	32	1	29	2	31	2	35	0	24	1	30
02:45	4	40	3	28	3	44	2	35	2	45	3	38
03:00	0	29	0	48	2	45	0	34	1	47	1	41
03:15	1	37	0	49	1	49	3	44	2	32	1	42
03:30	1	58	2	50	5	48	1	46	3	57	2	52
03:45	4	50	1	36	2	48	1	49	1	31	2	43
04:00	0	59	3	52	4	54	3	45	0	46	2	51
04:15	3	40	4	46	5	43	4	49	5	30	4	42
04:30	9	40	9	53	5	56	6	40	6	58	7	49
04:45	13	33	9	46	9	40	11	44	7	49	10	42
05:00	6	59	7	50	9	56	10	71	7	45	8	56
05:15	12	41	15	42	13	62	14	41	18	49	14	47
05:30	22	46	14	33	23	51	21	28	16	43	19	40
05:45	17	55	16	67	25	53	26	46	27	57	22	56
06:00	34	38	28	42	39	57	24	49	25	30	30	43
06:15	38	30	45	32	27	33	43	29	31	27	37	30
06:30	29	29	28	28	25	17	34	33	39	35	31	28
06:45	38	23	35	28	39	26	39	24	36	28	37	26
07:00	28	27	32	18	33	28	29	20	20	18	28	22
07:15	43	24	54	34	40	33	28	23	23	31	38	29
07:30	49	21	44	29	58	26	50	21	44	38	49	27
07:45	49	17	49	22	66	18	49	24	55	15	54	19
08:00	37	16	36	25	41	13	43	12	35	15	38	16
08:15	37	23	35	6	35	13	47	14	31	14	37	14
08:30	44	15	50	14	59	13	38	11	45	9	47	12
08:45	55	22	54	10	51	8	61	12	53	13	55	13
09:00	49	6	48	14	37	10	42	11	48	13	45	11
09:15	40	8	43	11	47	6	33	13	42	7	41	9
09:30	45	10	45	7	50	7	36	18	40	8	43	10
09:45	44	13	40	6	46	7	41	4	30	12	40	8
10:00	42	6	37	9	31	5	36	8	47	12	39	8
10:15	28	2	32	6	43	8	27	10	27	4	31	6
10:30	29	7	39	2	20	7	29	8	32	7	30	6
10:45	22	6	34	1	47	2	39	8	37	3	36	4
11:00	26	8	31	10	24	10	25	11	30	8	27	9
11:15	37	4	33	6	42	9	33	9	32	6	35	7
11:30	30	14	44	12	34	11	25	10	27	8	32	11
11:45	35	5	29	4	35	10	33	2	29	10	32	6
<b>Totals</b>	<b>1012</b>	<b>1278</b>	<b>1053</b>	<b>1329</b>	<b>1097</b>	<b>1380</b>	<b>1012</b>	<b>1360</b>	<b>982</b>	<b>1286</b>	<b>1031</b>	<b>1327</b>
<b>Day Total</b>	<b>2290</b>	<b>2382</b>	<b>2477</b>	<b>2372</b>	<b>2268</b>	<b>2358</b>						

<b>AM Pct</b>	44.2%	44.2%	44.3%	42.7%	43.3%	43.7%						
<b>Peak Hour</b>	9:00	18:30	9:00	18:15	9:00	18:30	9:00	18:30	8:45	17:30	9:00	18:30
<b>Peak Volume</b>	712	342	778	436	773	493	746	397	752	389	749	400
<b>P.H.F</b>	0.9368	0.9396	0.8493	0.9561	0.9159	0.9337	0.9279	0.8941	0.9495	0.8037	0.9512	0.9496

**AECOM**

<b>7:00-8:00 AM</b>	169	179	197	156	142	169
<b>7:15-8:15 AM</b>	178	183	205	170	157	179
<b>7:30-8:30 AM</b>	172	164	200	189	165	178
<b>7:45-8:45 AM</b>	167	170	201	177	166	176
<b>8:00-9:00 AM</b>	173	175	186	189	164	177

<b>4:00-5:00 PM</b>	172	197	193	178	183	185
<b>4:15-5:15 PM</b>	172	195	195	204	182	190
<b>4:30-5:30 PM</b>	173	191	214	196	201	195
<b>4:45-5:45 PM</b>	179	171	209	184	186	186
<b>5:00-6:00 PM</b>	201	192	222	186	194	199

Client: AECOM  
 File Number:  
 Route: 3  
 Location: 0

Site Ref: 03  
 Direction: NB

Count Time	4/24/2023		4/25/2023		4/26/2023		4/27/2023		4/28/2023		Average	
	AM	PM	AM	PM	AM	PM	AM	PM	AM	PM	AM	PM
00:00	1	27	7	39	10	32	8	32	10	32	7	32
00:15	1	26	1	32	0	40	7	28	1	38	2	33
00:30	4	27	1	47	3	56	6	43	4	40	4	43
00:45	3	40	3	46	0	56	1	51	5	50	2	49
01:00	1	30	5	47	0	35	2	45	1	29	2	37
01:15	1	38	1	37	0	42	5	46	4	38	2	40
01:30	3	33	2	32	2	43	3	26	2	38	2	34
01:45	0	29	2	41	3	34	3	33	2	43	2	36
02:00	2	25	2	39	2	45	5	29	1	32	2	34
02:15	0	28	20	31	17	30	21	40	19	43	15	34
02:30	4	39	20	57	22	42	27	41	23	42	19	44
02:45	1	39	4	38	5	29	3	37	0	32	3	35
03:00	1	30	2	38	5	20	0	38	2	36	2	32
03:15	0	27	1	52	1	51	0	43	1	40	1	43
03:30	0	38	1	44	1	38	1	45	0	43	1	42
03:45	0	35	0	42	1	42	0	32	1	44	0	39
04:00	0	26	2	54	2	56	0	47	0	36	1	44
04:15	1	41	2	48	5	45	2	49	2	46	2	46
04:30	3	38	9	52	6	45	7	45	7	41	6	44
04:45	2	47	6	44	7	56	6	60	4	55	5	52
05:00	6	32	10	42	10	53	4	40	5	41	7	42
05:15	10	46	14	53	7	40	6	49	6	51	9	48
05:30	8	32	4	35	11	46	7	57	9	59	8	46
05:45	11	53	21	48	11	51	17	48	12	56	14	51
06:00	11	45	13	52	21	51	18	63	17	53	16	53
06:15	19	65	32	79	29	68	16	62	17	51	23	65
06:30	16	43	29	57	37	68	30	48	32	44	29	52
06:45	25	57	39	42	34	36	29	43	17	45	29	45
07:00	18	43	20	49	29	30	29	42	15	32	22	39
07:15	32	50	29	37	38	22	34	32	27	38	32	36
07:30	30	66	35	40	39	48	33	38	48	41	37	47
07:45	31	48	42	38	31	31	40	27	34	20	36	33
08:00	32	25	46	26	37	35	34	19	24	26	35	26
08:15	39	32	67	27	59	18	44	13	43	23	50	23
08:30	40	25	44	12	55	16	44	12	33	15	43	16
08:45	41	19	43	17	53	23	62	14	51	19	50	18
09:00	33	16	41	12	44	8	34	8	28	16	36	12
09:15	32	19	33	14	43	14	33	9	51	12	38	14
09:30	32	10	28	12	33	10	34	22	33	8	32	12
09:45	27	13	47	10	28	22	42	17	35	20	36	16
10:00	28	23	52	14	47	10	44	12	28	14	40	15
10:15	30	19	41	15	39	14	32	16	37	23	36	17
10:30	29	10	43	18	29	21	28	13	44	11	35	15
10:45	28	7	35	9	31	9	39	13	35	13	34	10
11:00	33	16	35	16	41	4	46	8	36	14	38	12
11:15	37	6	33	3	18	4	29	16	30	8	29	7
11:30	28	4	34	8	35	10	35	5	35	10	33	7
11:45	27	12	50	5	38	15	40	3	27	8	36	9
<b>Totals</b>	<b>761</b>	<b>1499</b>	<b>1051</b>	<b>1650</b>	<b>1019</b>	<b>1614</b>	<b>990</b>	<b>1559</b>	<b>898</b>	<b>1569</b>	<b>944</b>	<b>1578</b>
<b>Day Total</b>	<b>2260</b>		<b>2701</b>		<b>2633</b>		<b>2549</b>		<b>2467</b>		<b>2522</b>	
<b>AM Pct</b>	33.7%		38.9%		38.7%		38.8%		36.4%		37.4%	
Peak Hour	9:00	18:30	9:00	18:15	9:00	18:30	9:00	18:30	8:45	17:30	9:00	18:30
Peak Volume	712	342	778	436	773	493	746	397	752	389	749	400
P.H.F	0.9368	0.9396	0.8493	0.9561	0.9159	0.9337	0.9279	0.8941	0.9495	0.8037	0.9512	0.9496

**AECOM**

7:00-8:00 AM	111	126	137	136	124	127
7:15-8:15 AM	125	152	145	141	133	139
7:30-8:30 AM	132	190	166	151	149	158
7:45-8:45 AM	142	199	182	162	134	164
8:00-9:00 AM	152	200	204	184	151	178

4:00-5:00 PM	152	198	202	201	178	186
4:15-5:15 PM	158	186	199	194	183	184
4:30-5:30 PM	163	191	194	194	188	186
4:45-5:45 PM	157	174	195	206	206	188
5:00-6:00 PM	163	178	190	194	207	186



Client: AECOM  
 File Number:  
 Route: 4  
 Location: 0

Site Ref: 04  
 Direction: SB

Count Date	4/24/2023		4/25/2023		4/26/2023		4/27/2023		4/28/2023		Average	
Count Time	AM	PM	AM	PM	AM	PM	AM	PM	AM	PM	AM	PM
00:00	4	30	5	33	4	39	8	25	7	29	6	31
00:15	8	26	4	32	3	25	4	28	3	27	4	28
00:30	1	30	3	33	6	25	5	25	6	42	4	31
00:45	3	22	2	31	1	34	2	26	6	24	3	27
01:00	1	18	2	35	1	35	1	38	2	46	1	34
01:15	1	25	0	43	0	47	3	32	4	36	2	37
01:30	0	35	1	36	2	52	5	40	1	35	2	40
01:45	1	26	2	31	3	27	0	24	3	49	2	31
02:00	4	35	2	32	4	39	2	31	2	40	3	35
02:15	1	50	1	47	2	37	2	43	0	43	1	44
02:30	4	23	3	40	6	31	5	32	3	21	4	29
02:45	3	32	3	31	3	25	3	45	3	51	3	37
03:00	1	23	2	50	1	28	3	34	1	29	2	33
03:15	0	30	3	42	2	42	1	37	3	27	2	36
03:30	3	31	3	39	4	38	1	27	3	28	3	33
03:45	6	27	6	30	3	40	6	41	5	44	5	36
04:00	3	42	7	36	5	31	6	42	3	31	5	36
04:15	1	38	1	46	5	41	8	33	6	43	4	40
04:30	7	28	5	32	7	39	8	27	8	31	7	31
04:45	14	30	6	33	16	38	7	26	13	32	11	32
05:00	13	49	10	48	6	51	9	37	6	37	9	44
05:15	15	33	16	29	13	38	17	32	18	36	16	34
05:30	21	45	12	31	20	30	25	35	18	19	19	32
05:45	39	32	37	32	47	40	36	38	25	20	37	32
06:00	18	37	23	28	17	39	23	28	18	28	20	32
06:15	24	35	29	27	21	30	22	29	19	25	23	29
06:30	27	27	22	27	21	28	21	26	22	33	23	28
06:45	22	37	18	30	17	23	21	25	18	38	19	31
07:00	23	27	20	23	18	23	26	23	22	25	22	24
07:15	22	19	24	20	31	12	26	30	30	21	27	20
07:30	19	28	26	23	29	24	28	32	18	17	24	25
07:45	21	23	30	17	39	10	25	18	30	16	29	17
08:00	23	16	26	16	25	14	28	22	27	21	26	18
08:15	39	14	29	12	38	12	42	18	33	16	36	14
08:30	32	10	28	15	44	12	37	15	30	9	34	12
08:45	34	10	26	10	26	14	30	10	37	19	31	13
09:00	47	6	43	15	42	17	36	8	30	15	40	12
09:15	30	15	33	7	47	12	34	7	36	7	36	10
09:30	25	11	29	11	33	11	29	15	27	10	29	12
09:45	31	14	24	10	26	13	19	12	25	18	25	13
10:00	36	18	26	8	33	8	26	10	14	10	27	11
10:15	32	13	32	10	36	16	32	15	33	16	33	14
10:30	21	5	34	9	30	15	25	11	25	14	27	11
10:45	23	18	26	8	39	10	38	12	38	8	33	11
11:00	26	7	33	12	25	9	35	8	29	7	30	9
11:15	26	5	27	4	28	10	27	9	29	9	27	7
11:30	31	5	35	6	25	5	22	1	27	5	28	4
11:45	29	6	30	3	29	5	24	8	24	1	27	5
<b>Totals</b>	<b>815</b>	<b>1166</b>	<b>809</b>	<b>1223</b>	<b>883</b>	<b>1244</b>	<b>843</b>	<b>1190</b>	<b>790</b>	<b>1208</b>	<b>828</b>	<b>1206</b>
<b>Day Total</b>	<b>1981</b>		<b>2032</b>		<b>2127</b>		<b>2033</b>		<b>1998</b>		<b>2034</b>	
<b>AM Pct</b>	41.1%		39.8%		41.5%		41.5%		39.5%		40.7%	
Peak Hour	9:00	18:30	9:00	18:15	9:00	18:30	9:00	18:30	8:45	17:30	9:00	18:30
Peak Volume	712	342	778	436	773	493	746	397	752	389	749	400
P.H.F	0.9368	0.9396	0.8493	0.9561	0.9159	0.9337	0.9279	0.8941	0.9495	0.8037	0.9512	0.9496

**AECOM**

<b>7:00-8:00 AM</b>	85	100	117	105	100	101
<b>7:15-8:15 AM</b>	85	106	124	107	105	105
<b>7:30-8:30 AM</b>	102	111	131	123	108	115
<b>7:45-8:45 AM</b>	115	113	146	132	120	125
<b>8:00-9:00 AM</b>	128	109	133	137	127	127

<b>4:00-5:00 PM</b>	138	147	149	128	137	140
<b>4:15-5:15 PM</b>	145	159	169	123	143	148
<b>4:30-5:30 PM</b>	140	142	166	122	136	141
<b>4:45-5:45 PM</b>	157	141	157	130	124	142

Client: AECOM  
 File Number:  
 Route: 4  
 Location: 0

Site Ref: 04  
 Direction: NB

Count Date	4/24/2023		4/25/2023		4/26/2023		4/27/2023		4/28/2023		Average	
	AM	PM	AM	PM	AM	PM	AM	PM	AM	PM	AM	PM
00:00	10	26	11	39	8	29	10	29	6	26	9	30
00:15	5	26	2	24	11	33	7	33	7	44	6	32
00:30	1	31	8	43	5	35	5	26	5	26	5	32
00:45	1	22	6	32	7	28	0	25	4	36	4	29
01:00	6	15	4	34	2	24	5	31	4	41	4	29
01:15	0	16	3	37	1	29	4	40	5	38	3	32
01:30	0	37	3	30	5	24	3	37	9	39	4	33
01:45	3	26	3	24	4	27	5	30	0	29	3	27
02:00	2	34	5	41	2	36	6	41	0	38	3	38
02:15	1	48	2	37	1	42	2	39	3	33	2	40
02:30	2	32	2	29	8	41	4	45	1	33	3	36
02:45	2	26	1	32	3	35	0	26	4	36	2	31
03:00	1	24	3	27	1	28	2	41	5	32	2	30
03:15	3	23	3	43	4	36	2	32	1	34	3	34
03:30	1	34	3	39	3	31	1	34	4	32	2	34
03:45	9	24	3	27	1	31	3	33	0	31	3	29
04:00	1	40	4	45	6	43	8	38	3	40	4	41
04:15	4	33	6	40	5	44	7	25	8	27	6	34
04:30	7	41	9	41	9	45	6	34	8	34	8	39
04:45	7	39	8	49	5	35	9	37	8	37	7	39
05:00	9	34	7	34	10	48	7	49	6	41	8	41
05:15	10	43	11	45	8	38	12	37	7	32	10	39
05:30	12	45	11	39	15	33	13	44	13	26	13	37
05:45	10	44	15	28	16	42	21	39	16	30	16	37
06:00	24	37	26	31	27	39	24	34	22	35	25	35
06:15	30	26	40	33	27	29	33	32	23	29	31	30
06:30	41	26	36	36	40	34	34	29	29	20	36	29
06:45	21	25	37	15	39	28	47	31	34	30	36	26
07:00	24	17	26	33	30	26	20	19	22	27	24	24
07:15	37	24	33	27	38	24	29	24	31	22	34	24
07:30	40	17	40	17	50	22	42	22	38	21	42	20
07:45	37	14	36	23	42	21	43	23	34	22	38	21
08:00	34	13	35	19	37	11	29	21	45	19	36	17
08:15	30	13	42	15	31	17	35	24	34	17	34	17
08:30	24	12	26	11	41	11	26	11	24	13	28	12
08:45	33	7	25	11	32	7	38	14	23	15	30	11
09:00	24	14	23	10	29	9	17	14	22	16	23	13
09:15	17	7	29	8	31	14	22	10	26	17	25	11
09:30	30	21	19	10	21	14	25	11	24	17	24	15
09:45	33	20	27	8	27	11	24	13	25	17	27	14
10:00	26	58	15	11	29	7	18	15	21	10	22	20
10:15	23	38	11	12	21	9	30	10	27	7	22	15
10:30	27	10	31	7	25	12	17	7	21	8	24	9
10:45	14	11	23	14	32	10	27	8	35	12	26	11
11:00	32	8	28	6	26	15	23	12	32	11	28	10
11:15	24	14	27	11	28	21	25	13	30	13	27	14
11:30	29	10	19	8	38	11	23	12	28	14	27	11
11:45	24	6	32	5	14	8	42	6	32	4	29	6
<b>Totals</b>	<b>785</b>	<b>1211</b>	<b>819</b>	<b>1240</b>	<b>895</b>	<b>1247</b>	<b>835</b>	<b>1260</b>	<b>809</b>	<b>1231</b>	<b>829</b>	<b>1238</b>
<b>Day Total</b>	<b>1996</b>		<b>2059</b>		<b>2142</b>		<b>2095</b>		<b>2040</b>		<b>2066</b>	
<b>AM Pct</b>	39.3%		39.8%		41.8%		39.9%		39.7%		40.1%	
<b>Peak Hour</b>	9:00	18:30	9:00	18:15	9:00	18:30	9:00	18:30	8:45	17:30	9:00	18:30
<b>Peak Volume</b>	712	342	778	436	773	493	746	397	752	389	749	400
<b>P.H.F</b>	0.9368	0.9396	0.8493	0.9561	0.9159	0.9337	0.9279	0.8941	0.9495	0.8037	0.9512	0.9496

**AECOM**

<b>7:00-8:00 AM</b>	138	135	160	134	125	138
<b>7:15-8:15 AM</b>	148	144	167	143	148	150
<b>7:30-8:30 AM</b>	141	153	160	149	151	151
<b>7:45-8:45 AM</b>	125	139	151	133	137	137
<b>8:00-9:00 AM</b>	121	128	141	128	126	129

<b>4:00-5:00 PM</b>	153	175	167	134	138	153
<b>4:15-5:15 PM</b>	147	164	172	145	139	153
<b>4:30-5:30 PM</b>	157	169	166	157	144	159
<b>4:45-5:45 PM</b>	161	167	154	167	136	157
<b>5:00-6:00 PM</b>	166	146	161	169	129	154

Client: AECOM  
 File Number:  
 Route: 5  
 Location: 0

Site Ref: 05  
 Direction: SB

Count Date	4/24/2023		4/25/2023		4/26/2023		4/27/2023		4/28/2023		Average	
Count Time	AM	PM	AM	PM	AM	PM	AM	PM	AM	PM	AM	PM
00:00	13	53	8	46	8	77	7	51	24	79	12	61
00:15	5	65	4	57	2	78	3	67	28	79	8	69
00:30	1	50	0	64	5	77	4	84	25	76	7	70
00:45	3	59	6	77	8	86	2	83	13	84	6	78
01:00	0	65	1	74	2	56	5	73	9	67	3	67
01:15	2	70	1	68	1	75	1	98	16	70	4	76
01:30	3	78	6	54	3	71	5	83	11	73	6	72
01:45	2	49	0	77	1	63	2	69	10	82	3	68
02:00	3	57	2	60	2	65	5	62	4	88	3	66
02:15	1	62	4	76	3	68	5	68	3	80	3	71
02:30	3	73	4	52	4	57	5	65	3	82	4	66
02:45	1	58	2	53	1	76	2	69	3	66	2	64
03:00	1	68	3	48	1	41	3	79	4	51	2	57
03:15	2	62	1	58	4	60	6	62	6	73	4	63
03:30	11	68	6	57	4	72	10	72	9	76	8	69
03:45	7	75	7	85	9	74	7	67	6	99	7	80
04:00	1	67	8	76	9	66	11	89	6	89	7	77
04:15	5	79	11	64	12	64	11	67	13	81	10	71
04:30	10	82	10	63	16	69	9	83	12	66	11	73
04:45	17	85	21	70	19	80	26	88	23	84	21	81
05:00	20	118	23	81	16	69	23	77	22	76	21	84
05:15	34	99	38	69	50	86	39	93	31	79	38	85
05:30	52	93	53	69	56	69	52	77	44	86	51	79
05:45	60	146	59	79	63	77	44	96	52	111	56	102
06:00	45	116	50	63	67	81	62	91	72	100	59	90
06:15	83	111	92	86	85	69	76	112	63	92	80	94
06:30	68	105	88	74	70	65	71	90	81	94	76	86
06:45	68	79	78	66	78	85	84	76	71	100	76	81
07:00	66	61	66	58	62	85	59	79	70	102	65	77
07:15	53	49	70	62	80	58	88	60	68	55	72	57
07:30	75	55	73	43	87	60	68	56	79	45	76	52
07:45	107	45	107	43	106	68	102	53	101	58	105	53
08:00	105	49	97	39	112	37	125	45	117	44	111	43
08:15	110	39	122	32	118	48	116	48	120	59	117	45
08:30	133	47	147	35	121	39	152	51	147	64	140	47
08:45	153	33	143	44	128	41	138	55	156	45	144	44
09:00	150	24	153	40	153	34	122	42	147	60	145	40
09:15	127	23	139	26	143	31	131	36	133	49	135	33
09:30	102	30	117	32	115	35	94	65	132	42	112	41
09:45	97	49	125	23	94	39	123	54	111	62	110	45
10:00	89	46	96	36	84	33	94	65	107	42	94	44
10:15	83	51	98	25	94	30	103	44	109	40	97	38
10:30	61	32	76	20	86	25	85	30	99	42	81	30
10:45	75	16	73	13	84	12	92	34	73	33	79	22
11:00	63	13	46	4	66	18	64	25	74	31	63	18
11:15	79	8	66	9	77	15	68	25	82	23	74	16
11:30	50	8	67	8	67	11	61	21	81	17	65	13
11:45	72	8	70	9	67	8	79	39	88	11	75	15
<b>Totals</b>	<b>2371</b>	<b>2878</b>	<b>2537</b>	<b>2467</b>	<b>2543</b>	<b>2703</b>	<b>2544</b>	<b>3118</b>	<b>2758</b>	<b>3207</b>	<b>2551</b>	<b>2875</b>
<b>Day Total</b>	<b>5249</b>		<b>5004</b>		<b>5246</b>		<b>5662</b>		<b>5965</b>		<b>5425</b>	
<b>AM Pct</b>	<b>45.2%</b>		<b>50.7%</b>		<b>48.5%</b>		<b>44.9%</b>		<b>46.2%</b>		<b>47.0%</b>	
<b>Peak Hour</b>	9:00	18:30	9:00	18:15	9:00	18:30	9:00	18:30	8:45	17:30	9:00	18:30
<b>Peak Volume</b>	712	342	778	436	773	493	746	397	752	389	749	400
<b>P.H.F</b>	0.9368	0.9396	0.8493	0.9561	0.9159	0.9337	0.9279	0.8941	0.9495	0.8037	0.9512	0.9496

**AECOM**

<b>7:00-8:00 AM</b>	301	316	335	317	318	317
<b>7:15-8:15 AM</b>	340	347	385	383	365	364
<b>7:30-8:30 AM</b>	397	399	423	411	417	409
<b>7:45-8:45 AM</b>	455	473	457	495	485	473
<b>8:00-9:00 AM</b>	501	509	479	531	540	512

<b>4:00-5:00 PM</b>	313	273	279	327	320	302
<b>4:15-5:15 PM</b>	364	278	282	315	307	309
<b>4:30-5:30 PM</b>	384	283	304	341	305	323
<b>4:45-5:45 PM</b>	395	289	304	335	325	330
<b>5:00-6:00 PM</b>	456	298	301	343	352	350

Client: AECOM  
 File Number:  
 Route: 5  
 Location: 0

Site Ref: 05  
 Direction: NB

Count Time	4/24/2023		4/25/2023		4/26/2023		4/27/2023		4/28/2023		Average	
	AM	PM	AM	PM	AM	PM	AM	PM	AM	PM	AM	PM
00:00	12	42	10	70	9	42	11	70	14	53	11	55
00:15	6	49	4	46	4	48	4	45	12	52	6	48
00:30	7	29	10	42	7	59	4	57	14	53	8	48
00:45	4	36	1	34	2	48	3	38	8	51	4	41
01:00	5	32	8	41	9	54	12	49	15	35	10	42
01:15	1	43	4	53	5	46	3	46	6	46	4	47
01:30	3	55	4	60	1	55	1	58	9	58	4	57
01:45	3	29	2	58	3	57	3	65	7	54	4	53
02:00	3	68	2	67	3	55	2	66	8	62	4	64
02:15	4	62	10	67	12	56	5	68	11	66	8	64
02:30	17	60	23	85	20	82	24	77	25	83	22	77
02:45	2	58	4	77	3	89	5	68	4	72	4	73
03:00	0	65	1	95	2	67	1	90	1	76	1	79
03:15	1	66	1	67	0	76	1	75	1	82	1	73
03:30	1	82	3	78	2	93	3	86	2	71	2	82
03:45	1	78	0	73	0	80	1	84	0	78	0	79
04:00	1	67	0	80	0	76	3	65	0	66	1	71
04:15	1	75	2	87	4	82	2	84	2	74	2	80
04:30	7	84	6	101	7	107	10	89	9	85	8	93
04:45	2	89	2	89	2	91	2	87	2	93	2	90
05:00	0	85	0	88	1	104	3	110	1	101	1	98
05:15	2	104	2	94	0	106	3	109	3	94	2	101
05:30	3	118	1	90	4	108	2	105	2	85	2	101
05:45	4	96	2	107	5	82	1	96	7	81	4	92
06:00	0	87	5	99	10	92	7	95	5	87	5	92
06:15	12	87	4	95	9	78	12	98	8	72	9	86
06:30	7	89	8	83	10	96	10	86	8	77	9	86
06:45	15	69	14	92	12	77	14	88	15	108	14	87
07:00	33	64	27	78	29	87	39	91	24	92	30	82
07:15	22	62	30	60	25	67	27	76	36	101	28	73
07:30	29	61	43	72	37	94	40	74	45	82	39	77
07:45	15	45	41	54	18	69	22	77	36	70	26	63
08:00	19	56	18	48	22	60	23	71	29	54	22	58
08:15	22	40	22	70	23	50	11	75	27	71	21	61
08:30	32	44	26	34	27	51	39	63	30	48	31	48
08:45	26	21	34	32	28	45	32	71	28	59	30	46
09:00	23	23	26	51	18	53	23	69	28	60	24	51
09:15	20	34	23	37	20	56	23	93	40	107	25	65
09:30	17	42	29	29	29	25	26	54	27	48	26	40
09:45	41	68	12	40	27	37	26	38	32	55	28	48
10:00	22	130	28	28	26	25	27	48	34	38	27	54
10:15	27	143	30	21	25	18	27	51	43	15	30	50
10:30	24	41	36	20	27	30	39	33	29	24	31	30
10:45	40	22	40	10	33	19	33	28	43	38	38	23
11:00	28	21	32	16	46	27	36	29	35	36	35	26
11:15	42	21	37	16	38	21	44	25	43	16	41	20
11:30	33	23	34	23	43	12	34	16	53	30	39	21
11:45	37	5	51	10	42	8	43	22	50	14	45	12
<b>Totals</b>	<b>676</b>	<b>2870</b>	<b>752</b>	<b>2867</b>	<b>729</b>	<b>2960</b>	<b>766</b>	<b>3258</b>	<b>911</b>	<b>3073</b>	<b>767</b>	<b>3006</b>
<b>Day Total</b>	<b>3546</b>		<b>3619</b>		<b>3689</b>		<b>4024</b>		<b>3984</b>		<b>3772</b>	

AM Pct	19.1%		20.8%		19.8%		19.0%		22.9%		20.3%	
Peak Hour	9:00	18:30	9:00	18:15	9:00	18:30	9:00	18:30	8:45	17:30	9:00	18:30
Peak Volume	712	342	778	436	773	493	746	397	752	389	749	400
P.H.F	0.9368	0.9396	0.8493	0.9561	0.9159	0.9337	0.9279	0.8941	0.9495	0.8037	0.9512	0.9496

**AECOM**

<b>7:00-8:00 AM</b>	99	141	109	128	141	124
<b>7:15-8:15 AM</b>	85	132	102	112	146	115
<b>7:30-8:30 AM</b>	85	124	100	96	137	108
<b>7:45-8:45 AM</b>	88	107	90	95	122	100
<b>8:00-9:00 AM</b>	99	100	100	105	114	104

<b>4:00-5:00 PM</b>	315	357	356	325	318	334
<b>4:15-5:15 PM</b>	333	365	384	370	353	361
<b>4:30-5:30 PM</b>	362	372	408	395	373	382
<b>4:45-5:45 PM</b>	396	361	409	411	373	390
<b>5:00-6:00 PM</b>	403	379	400	420	361	393

Client: AECOM  
 File Number:  
 Route: 6  
 Location: 0

Site Ref: 06  
 Direction: NB

Count Time	4/24/2023		4/25/2023		4/26/2023		4/27/2023		4/28/2023		Average	
	AM	PM	AM	PM	AM	PM	AM	PM	AM	PM	AM	PM
00:00	0	7	2	1	0	3	0	2	0	5	0	4
00:15	1	2	0	3	0	1	0	1	0	8	0	3
00:30	0	4	1	1	0	8	0	7	0	2	0	4
00:45	0	3	2	3	1	1	0	6	0	5	1	4
01:00	1	8	0	1	1	6	0	4	0	3	0	4
01:15	0	6	0	5	0	6	0	5	1	3	0	5
01:30	0	5	0	2	0	2	0	2	0	6	0	3
01:45	0	5	1	3	0	1	0	6	0	8	0	5
02:00	0	2	0	6	0	4	0	1	0	15	0	6
02:15	1	4	1	6	0	1	0	4	0	10	0	5
02:30	1	5	1	2	2	4	1	2	1	7	1	4
02:45	0	8	1	4	0	0	0	1	0	7	0	4
03:00	0	9	0	4	0	8	0	8	0	8	0	7
03:15	0	5	0	2	0	2	0	10	0	8	0	5
03:30	0	3	0	3	1	2	0	6	0	4	0	4
03:45	0	6	1	4	0	7	0	2	0	8	0	5
04:00	0	3	0	7	0	6	0	9	0	12	0	7
04:15	0	3	0	3	0	7	0	3	0	8	0	5
04:30	0	4	0	7	0	9	0	6	0	8	0	7
04:45	0	10	0	8	0	5	1	11	0	8	0	8
05:00	0	10	0	10	0	13	0	10	0	12	0	11
05:15	0	7	0	6	0	9	0	9	0	11	0	8
05:30	0	13	0	5	0	7	0	6	0	7	0	8
05:45	1	14	0	3	5	6	0	6	0	7	1	7
06:00	0	13	1	7	0	6	2	4	0	10	1	8
06:15	1	13	0	5	2	6	0	4	1	6	1	7
06:30	1	17	1	5	2	3	1	4	1	5	1	7
06:45	0	3	0	2	3	3	0	7	0	7	1	4
07:00	0	5	1	6	1	5	0	1	2	6	1	5
07:15	1	10	2	2	0	1	1	3	0	10	1	5
07:30	1	3	0	4	3	2	1	4	5	8	2	4
07:45	2	6	2	2	0	1	1	3	0	6	1	4
08:00	1	1	1	1	1	3	1	6	3	5	1	3
08:15	1	3	4	1	4	5	2	4	5	9	3	4
08:30	0	3	5	2	3	1	4	2	3	11	3	4
08:45	2	0	2	2	4	1	3	8	5	12	3	5
09:00	1	8	3	0	0	0	5	1	2	27	2	7
09:15	0	13	1	1	3	5	1	2	3	20	2	8
09:30	2	21	3	2	6	5	2	5	3	10	3	9
09:45	0	43	1	1	0	1	2	1	5	8	2	11
10:00	0	191	4	2	0	0	1	1	8	5	3	40
10:15	4	74	4	0	2	0	2	1	2	2	3	15
10:30	4	32	2	1	5	1	2	1	6	2	4	7
10:45	6	10	3	0	3	0	5	1	5	0	4	2
11:00	2	2	2	0	1	0	5	1	7	1	3	1
11:15	5	1	1	1	4	2	7	0	7	0	5	1
11:30	4	2	6	0	3	0	4	0	7	0	5	0
11:45	10	0	3	0	2	0	3	0	3	3	4	1
<b>Totals</b>	<b>53</b>	<b>620</b>	<b>62</b>	<b>146</b>	<b>62</b>	<b>169</b>	<b>57</b>	<b>191</b>	<b>85</b>	<b>353</b>	<b>64</b>	<b>296</b>
<b>Day Total</b>	<b>673</b>		<b>208</b>		<b>231</b>		<b>248</b>		<b>438</b>		<b>360</b>	
<b>AM Pct</b>	7.9%		29.8%		26.8%		23.0%		19.4%		17.7%	
<b>Peak Hour</b>	9:00	18:30	9:00	18:15	9:00	18:30	9:00	18:30	8:45	17:30	9:00	18:30
<b>Peak Volume</b>	712	342	778	436	773	493	746	397	752	389	749	400
<b>P.H.F</b>	0.9368	0.9396	0.8493	0.9561	0.9159	0.9337	0.9279	0.8941	0.9495	0.8037	0.9512	0.9496

**AECOM**

<b>7:00-8:00 AM</b>	4	5	4	3	7	5
<b>7:15-8:15 AM</b>	5	5	4	4	8	5
<b>7:30-8:30 AM</b>	5	7	8	5	13	8
<b>7:45-8:45 AM</b>	4	12	8	8	11	9
<b>8:00-9:00 AM</b>	4	12	12	10	16	11

<b>4:00-5:00 PM</b>	20	25	27	29	36	27
<b>4:15-5:15 PM</b>	27	28	34	30	36	31
<b>4:30-5:30 PM</b>	31	31	36	36	39	35
<b>4:45-5:45 PM</b>	40	29	34	36	38	35
<b>5:00-6:00 PM</b>	44	24	35	31	37	34

Client: AECOM  
 File Number:  
 Route: 7  
 Location: 0

Site Ref: 07  
 Direction: SB

Count Time	4/24/2023		4/25/2023		4/26/2023		4/27/2023		4/28/2023		Average	
	AM	PM	AM	PM	AM	PM	AM	PM	AM	PM	AM	PM
00:00	4	65	7	59	6	61	2	59	13	57	6	60
00:15	11	54	7	58	3	53	2	51	11	61	7	55
00:30	9	66	2	50	4	43	5	59	10	45	6	53
00:45	7	57	3	52	4	63	7	71	8	64	6	61
01:00	4	70	2	45	2	57	5	71	8	59	4	60
01:15	7	57	1	61	2	52	3	59	7	62	4	58
01:30	5	60	2	55	1	44	6	62	6	52	4	55
01:45	0	54	3	42	4	47	5	61	3	64	3	54
02:00	0	40	2	64	1	64	2	62	3	55	2	57
02:15	2	42	1	53	0	47	3	71	1	55	1	54
02:30	2	49	5	49	0	57	2	52	2	82	2	58
02:45	1	42	2	48	1	63	3	60	8	59	3	54
03:00	1	47	1	46	0	60	1	65	7	54	2	54
03:15	3	53	1	46	3	36	0	61	1	71	2	53
03:30	1	74	1	50	1	40	1	64	5	58	2	57
03:45	2	78	2	69	0	65	3	70	2	80	2	72
04:00	1	67	2	61	3	47	4	80	2	66	2	64
04:15	3	61	3	56	4	67	3	64	4	61	3	62
04:30	8	74	9	52	10	51	12	59	9	61	10	59
04:45	13	92	22	74	17	70	22	78	12	94	17	82
05:00	17	93	33	90	26	61	26	71	19	100	24	83
05:15	18	111	18	93	19	76	16	74	19	91	18	89
05:30	21	122	40	101	43	91	36	54	24	89	33	91
05:45	41	136	62	119	57	83	46	94	50	135	51	113
06:00	46	143	50	116	36	89	38	86	37	125	41	112
06:15	46	128	48	92	59	70	49	120	45	121	49	106
06:30	46	117	59	59	51	77	55	65	48	100	52	84
06:45	40	68	54	70	62	73	60	72	57	124	55	81
07:00	48	60	38	60	53	64	52	99	56	122	49	81
07:15	57	67	64	58	69	65	47	62	53	93	58	69
07:30	72	60	90	49	98	49	80	62	77	48	83	54
07:45	83	50	115	65	86	49	71	69	83	67	88	60
08:00	62	39	104	47	101	48	107	49	101	58	95	48
08:15	78	43	91	59	104	56	73	62	99	79	89	60
08:30	101	48	105	45	112	41	106	53	123	55	109	48
08:45	85	25	91	33	120	30	65	28	106	42	93	32
09:00	88	29	97	26	112	18	103	35	105	40	101	30
09:15	76	22	97	27	85	15	73	18	130	20	92	20
09:30	74	16	75	12	95	13	79	23	108	26	86	18
09:45	68	21	85	17	79	10	83	21	116	32	86	20
10:00	70	23	65	11	64	10	68	20	79	28	69	18
10:15	67	15	55	11	58	17	57	22	80	26	63	18
10:30	57	15	62	7	72	13	69	15	90	13	70	13
10:45	43	8	68	14	63	11	58	17	110	18	68	14
11:00	58	12	77	8	58	13	80	11	74	26	69	14
11:15	62	5	39	14	71	6	52	10	82	11	61	9
11:30	76	11	78	16	78	9	60	10	69	15	72	12
11:45	75	10	66	10	77	8	74	8	80	6	74	8
<b>Totals</b>	<b>1759</b>	<b>2699</b>	<b>2004</b>	<b>2419</b>	<b>2074</b>	<b>2252</b>	<b>1874</b>	<b>2609</b>	<b>2242</b>	<b>2970</b>	<b>1991</b>	<b>2590</b>
<b>Day Total</b>	<b>4458</b>		<b>4423</b>		<b>4326</b>		<b>4483</b>		<b>5212</b>		<b>4580</b>	
<b>AM Pct</b>	39.5%		45.3%		47.9%		41.8%		43.0%		43.5%	
<b>Peak Hour</b>	9:00	18:30	9:00	18:15	9:00	18:30	9:00	18:30	8:45	17:30	9:00	18:30
<b>Peak Volume</b>	712	342	778	436	773	493	746	397	752	389	749	400
<b>P.H.F</b>	0.9368	0.9396	0.8493	0.9561	0.9159	0.9337	0.9279	0.8941	0.9495	0.8037	0.9512	0.9496

**AECOM**

<b>7:00-8:00 AM</b>	260	307	306	250	269	278
<b>7:15-8:15 AM</b>	274	373	354	305	314	324
<b>7:30-8:30 AM</b>	295	400	389	331	360	355
<b>7:45-8:45 AM</b>	324	415	403	357	406	381
<b>8:00-9:00 AM</b>	326	391	437	351	429	387
<b>4:00-5:00 PM</b>	294	243	235	281	282	267
<b>4:15-5:15 PM</b>	320	272	249	272	316	286
<b>4:30-5:30 PM</b>	370	309	258	282	346	313
<b>4:45-5:45 PM</b>	418	358	298	277	374	345
<b>5:00-6:00 PM</b>	462	403	311	293	415	377

Client: AECOM  
 File Number:  
 Route: 7  
 Location: 0

Site Ref: 07  
 Direction: NB

Count Time	4/24/2023		4/25/2023		4/26/2023		4/27/2023		4/28/2023		Average	
	AM	PM	AM	PM	AM	PM	AM	PM	AM	PM	AM	PM
00:00	3	61	17	48	7	78	7	86	21	91	11	73
00:15	7	58	6	59	6	69	2	74	11	60	6	64
00:30	2	51	10	55	6	46	8	72	9	78	7	60
00:45	2	57	5	62	8	77	2	60	10	78	5	67
01:00	2	62	3	72	2	64	5	84	7	68	4	70
01:15	3	55	1	76	3	77	3	95	4	95	3	80
01:30	2	70	4	91	3	66	2	94	3	87	3	82
01:45	1	74	3	71	3	65	3	68	9	99	4	75
02:00	2	78	0	78	5	70	9	80	11	108	5	83
02:15	2	70	7	86	6	68	8	87	9	85	6	79
02:30	3	95	11	92	8	92	12	84	11	116	9	96
02:45	1	49	5	57	3	81	3	76	6	105	4	74
03:00	3	66	3	71	0	97	1	99	1	81	2	83
03:15	2	85	1	75	1	100	1	109	3	92	2	92
03:30	3	91	1	97	4	98	0	94	2	98	2	96
03:45	0	91	1	89	1	90	0	91	1	97	1	92
04:00	2	96	0	98	0	107	1	112	0	101	1	103
04:15	0	75	2	111	1	128	0	128	0	86	1	106
04:30	5	109	2	125	3	143	5	124	3	121	4	124
04:45	2	99	2	136	3	148	2	126	5	124	3	127
05:00	1	117	4	160	3	171	6	160	3	139	3	149
05:15	2	129	5	107	3	124	2	139	1	122	3	124
05:30	3	86	1	152	4	149	7	107	2	85	3	116
05:45	7	104	15	132	5	143	4	126	2	104	7	122
06:00	4	112	6	140	4	139	9	130	3	126	5	129
06:15	2	128	6	161	6	120	3	133	2	135	4	135
06:30	12	118	8	139	8	104	13	150	12	100	11	122
06:45	14	74	21	94	18	98	18	99	23	90	19	91
07:00	21	80	19	99	29	104	24	110	29	110	24	101
07:15	20	75	26	96	24	95	22	98	30	101	24	93
07:30	25	80	33	106	33	81	31	116	24	84	29	93
07:45	27	73	30	105	30	78	27	97	31	80	29	87
08:00	37	78	25	100	40	108	30	74	46	86	36	89
08:15	26	44	42	78	35	76	41	119	35	110	36	85
08:30	27	46	48	94	39	75	34	126	37	103	37	89
08:45	33	79	37	120	32	52	34	118	61	116	39	97
09:00	31	45	26	127	36	41	33	63	67	140	39	83
09:15	34	32	43	81	44	40	26	87	27	152	35	78
09:30	39	65	38	49	34	40	28	69	48	106	37	66
09:45	41	68	37	30	46	17	27	44	60	77	42	47
10:00	42	209	40	32	30	24	46	40	50	137	42	88
10:15	36	162	50	22	45	22	42	32	79	123	50	72
10:30	42	40	50	14	54	23	49	23	54	83	50	37
10:45	48	30	53	13	53	19	59	14	76	38	58	23
11:00	40	29	46	7	42	14	51	23	68	28	49	20
11:15	36	12	44	10	42	10	57	15	62	22	48	14
11:30	62	10	46	9	78	12	56	15	57	20	60	13
11:45	64	7	53	7	63	7	64	12	89	10	67	9
<b>Totals</b>	<b>823</b>	<b>3624</b>	<b>936</b>	<b>3933</b>	<b>953</b>	<b>3750</b>	<b>917</b>	<b>4182</b>	<b>1204</b>	<b>4497</b>	<b>967</b>	<b>3997</b>
<b>Day Total</b>	<b>4447</b>		<b>4869</b>		<b>4703</b>		<b>5099</b>		<b>5701</b>		<b>4964</b>	
<b>AM Pct</b>	18.5%		19.2%		20.3%		18.0%		21.1%		19.5%	
<b>Peak Hour</b>	9:00	18:30	9:00	18:15	9:00	18:30	9:00	18:30	8:45	17:30	9:00	18:30
<b>Peak Volume</b>	712	342	778	436	773	493	746	397	752	389	749	400
<b>P.H.F</b>	0.9368	0.9396	0.8493	0.9561	0.9159	0.9337	0.9279	0.8941	0.9495	0.8037	0.9512	0.9496

**AECOM**

<b>7:00-8:00 AM</b>	93	108	116	104	114	107
<b>7:15-8:15 AM</b>	109	114	127	110	131	118
<b>7:30-8:30 AM</b>	115	130	138	129	136	130
<b>7:45-8:45 AM</b>	117	145	144	132	149	137
<b>8:00-9:00 AM</b>	123	152	146	139	179	148
<b>4:00-5:00 PM</b>	379	470	526	490	432	459
<b>4:15-5:15 PM</b>	400	532	590	538	470	506
<b>4:30-5:30 PM</b>	454	528	586	549	506	525
<b>4:45-5:45 PM</b>	431	555	592	532	470	516
<b>5:00-6:00 PM</b>	436	551	587	532	450	511

Client: AECOM  
 File Number:  
 Route: 8  
 Location: 0

Site Ref: 08  
 Direction: SB

Count Time	4/24/2023		4/25/2023		4/26/2023		4/27/2023		4/28/2023		Average	
	AM	PM	AM	PM	AM	PM	AM	PM	AM	PM	AM	PM
00:00	8	61	13	49	17	65	16	61	16	42	14	56
00:15	18	63	12	51	12	58	6	45	30	50	16	53
00:30	9	49	7	48	6	68	9	64	14	66	9	59
00:45	13	52	10	50	8	42	10	62	15	61	11	53
01:00	11	52	2	42	7	69	10	57	15	48	9	54
01:15	7	54	5	43	4	55	5	54	11	61	6	53
01:30	4	44	6	41	8	56	5	44	20	55	9	48
01:45	9	54	5	53	1	66	5	58	9	53	6	57
02:00	4	51	9	60	6	51	5	53	16	53	8	54
02:15	3	33	4	41	8	44	2	56	8	48	5	44
02:30	1	38	1	42	4	51	4	62	5	54	3	49
02:45	1	42	4	45	1	47	1	73	1	59	2	53
03:00	4	40	1	46	3	46	4	33	1	58	3	45
03:15	0	40	0	39	0	50	1	45	2	48	1	44
03:30	2	43	2	47	3	38	2	53	4	51	3	46
03:45	0	31	1	61	2	53	6	50	2	65	2	52
04:00	4	42	1	54	8	63	3	66	6	45	4	54
04:15	5	56	4	60	5	57	4	59	3	53	4	57
04:30	8	50	13	66	6	57	10	51	12	61	10	57
04:45	10	48	9	47	9	56	12	66	13	63	11	56
05:00	13	59	16	41	22	65	19	55	18	55	18	55
05:15	29	54	31	59	30	58	32	65	24	71	29	61
05:30	34	73	29	74	33	72	31	71	26	66	31	71
05:45	50	96	55	52	50	83	51	71	58	68	53	74
06:00	35	79	40	82	30	61	30	82	38	76	35	76
06:15	24	68	35	58	34	71	35	75	34	60	32	66
06:30	58	80	56	68	56	67	49	67	46	61	53	69
06:45	47	56	38	76	55	66	37	55	45	72	44	65
07:00	29	63	29	62	31	55	37	58	28	64	31	60
07:15	34	53	46	56	42	63	38	72	34	63	39	61
07:30	41	41	63	49	53	43	41	46	51	63	50	48
07:45	75	55	66	47	56	50	68	65	52	54	63	54
08:00	62	51	96	59	66	58	63	52	67	63	71	57
08:15	83	61	73	45	84	53	57	64	75	57	74	56
08:30	80	45	74	38	81	50	68	59	70	56	75	50
08:45	61	40	54	50	66	41	75	52	77	53	67	47
09:00	71	63	79	64	74	43	83	65	83	77	78	62
09:15	75	37	77	48	82	50	68	47	76	70	76	50
09:30	67	44	60	37	63	46	66	62	61	61	63	50
09:45	71	52	71	41	67	41	62	51	77	53	70	48
10:00	46	43	44	38	61	41	65	36	66	48	56	41
10:15	44	46	58	41	56	32	54	51	71	42	57	42
10:30	49	36	52	23	44	29	41	46	69	42	51	35
10:45	54	17	57	16	56	27	50	33	70	44	57	27
11:00	32	27	41	19	55	33	58	32	52	25	48	27
11:15	53	10	49	27	49	23	54	23	72	34	55	23
11:30	49	18	59	27	60	24	55	23	54	36	55	26
11:45	51	17	57	13	74	12	79	22	59	21	64	17
<b>Totals</b>	<b>1538</b>	<b>2327</b>	<b>1614</b>	<b>2295</b>	<b>1648</b>	<b>2449</b>	<b>1586</b>	<b>2612</b>	<b>1756</b>	<b>2649</b>	<b>1628</b>	<b>2466</b>
<b>Day Total</b>	<b>3865</b>		<b>3909</b>		<b>4097</b>		<b>4198</b>		<b>4405</b>		<b>4095</b>	
<b>AM Pct</b>	<b>39.8%</b>		<b>41.3%</b>		<b>40.2%</b>		<b>37.8%</b>		<b>39.9%</b>		<b>39.8%</b>	
<b>Peak Hour</b>	9:00	18:30	9:00	18:15	9:00	18:30	9:00	18:30	8:45	17:30	9:00	18:30
<b>Peak Volume</b>	712	342	778	436	773	493	746	397	752	389	749	400
<b>P.H.F</b>	0.9368	0.9396	0.8493	0.9561	0.9159	0.9337	0.9279	0.8941	0.9495	0.8037	0.9512	0.9496

**AECOM**

<b>7:00-8:00 AM</b>	179	204	182	184	165	183
<b>7:15-8:15 AM</b>	212	271	217	210	204	223
<b>7:30-8:30 AM</b>	261	298	259	229	245	258
<b>7:45-8:45 AM</b>	300	309	287	256	264	283
<b>8:00-9:00 AM</b>	286	297	297	263	289	286
<b>4:00-5:00 PM</b>	196	227	233	242	222	224
<b>4:15-5:15 PM</b>	213	214	235	231	232	225
<b>4:30-5:30 PM</b>	211	213	236	237	250	229
<b>4:45-5:45 PM</b>	234	221	251	257	255	244
<b>5:00-6:00 PM</b>	282	226	278	262	260	262



Client: AECOM  
 File Number:  
 Route: 8  
 Location: 0

Site Ref: 08  
 Direction: NB

Count Time	4/24/2023		4/25/2023		4/26/2023		4/27/2023		4/28/2023		Average	
	AM	PM	AM	PM	AM	PM	AM	PM	AM	PM	AM	PM
00:00	18	70	19	70	16	60	18	79	35	87	21	73
00:15	18	52	21	59	21	63	16	53	42	63	24	58
00:30	10	61	9	52	13	66	20	54	23	76	15	62
00:45	13	59	12	43	8	56	9	59	25	61	13	56
01:00	9	67	6	46	16	51	9	61	17	85	11	62
01:15	8	56	4	64	7	49	7	71	17	71	9	62
01:30	13	65	8	67	7	58	7	88	22	84	11	72
01:45	9	53	8	68	5	39	3	51	19	69	9	56
02:00	6	62	7	72	7	76	9	67	18	73	9	70
02:15	5	68	12	62	6	81	10	61	15	69	10	68
02:30	7	91	14	83	14	96	10	105	12	94	11	94
02:45	4	79	8	67	7	78	9	76	9	98	7	80
03:00	1	75	2	78	1	67	3	66	4	93	2	76
03:15	1	77	1	85	2	79	2	82	8	96	3	84
03:30	3	98	2	95	4	89	2	87	3	99	3	94
03:45	2	74	0	72	3	93	3	74	3	85	2	80
04:00	1	63	2	82	3	66	4	62	5	81	3	71
04:15	6	74	3	71	6	60	5	82	10	75	6	72
04:30	5	90	3	76	7	81	9	77	10	83	7	81
04:45	8	85	8	77	4	86	3	76	7	90	6	83
05:00	6	76	1	66	3	95	2	79	4	101	3	83
05:15	7	73	5	64	7	77	5	69	9	85	7	74
05:30	4	65	2	83	9	100	14	92	13	92	8	86
05:45	12	66	10	78	8	80	10	71	11	85	10	76
06:00	7	85	13	68	10	95	10	75	12	84	10	81
06:15	7	91	7	46	12	77	10	89	11	98	9	80
06:30	16	79	23	72	11	90	17	73	12	82	16	79
06:45	16	85	24	73	18	81	21	101	16	80	19	84
07:00	19	76	20	75	15	101	13	75	17	64	17	78
07:15	20	69	21	64	21	72	30	81	21	86	23	74
07:30	36	76	33	76	37	72	32	93	17	84	31	80
07:45	39	59	49	68	35	69	37	82	37	71	39	70
08:00	57	69	59	64	39	65	68	68	56	76	56	68
08:15	48	48	50	57	38	65	36	62	48	78	44	62
08:30	44	69	38	51	63	61	47	60	43	68	47	62
08:45	47	51	52	51	54	51	51	70	56	53	52	55
09:00	54	69	29	72	39	65	45	85	51	91	44	76
09:15	35	52	49	70	44	61	50	61	57	65	47	62
09:30	46	46	43	64	51	48	63	63	66	78	54	60
09:45	57	59	53	60	40	37	51	61	49	58	50	55
10:00	59	63	63	40	53	47	60	51	53	58	58	52
10:15	45	89	44	30	40	37	41	48	57	56	45	52
10:30	50	57	42	45	51	39	38	51	63	50	49	48
10:45	51	31	44	30	43	34	42	59	72	59	50	43
11:00	43	37	44	20	37	29	43	31	66	41	47	32
11:15	50	29	48	29	52	27	67	39	67	29	57	31
11:30	89	17	58	15	55	31	47	37	60	41	62	28
11:45	61	24	58	29	38	27	62	24	59	32	56	27
<b>Totals</b>	<b>1172</b>	<b>3129</b>	<b>1131</b>	<b>2949</b>	<b>1080</b>	<b>3127</b>	<b>1170</b>	<b>3281</b>	<b>1407</b>	<b>3577</b>	<b>1192</b>	<b>3213</b>
<b>Day Total</b>	<b>4301</b>		<b>4080</b>		<b>4207</b>		<b>4451</b>		<b>4984</b>		<b>4405</b>	
<b>AM Pct</b>	27.2%		27.7%		25.7%		26.3%		28.2%		27.1%	
Peak Hour	9:00	18:30	9:00	18:15	9:00	18:30	9:00	18:30	8:45	17:30	9:00	18:30
Peak Volume	712	342	778	436	773	493	746	397	752	389	749	400
P.H.F	0.9368	0.9396	0.8493	0.9561	0.9159	0.9337	0.9279	0.8941	0.9495	0.8037	0.9512	0.9496

**AECOM**

<b>7:00-8:00 AM</b>	114	123	108	112	92	110
<b>7:15-8:15 AM</b>	152	162	132	167	131	149
<b>7:30-8:30 AM</b>	180	191	149	173	158	170
<b>7:45-8:45 AM</b>	188	196	175	188	184	186
<b>8:00-9:00 AM</b>	196	199	194	202	203	199

<b>4:00-5:00 PM</b>	312	306	293	297	329	307
<b>4:15-5:15 PM</b>	325	290	322	314	349	320
<b>4:30-5:30 PM</b>	324	283	339	301	359	321
<b>4:45-5:45 PM</b>	299	290	358	316	368	326
<b>5:00-6:00 PM</b>	280	291	352	311	363	319

Client: AECOM  
 File Number:  
 Route: 9  
 Location: 0

Site Ref: 09  
 Direction: WB

Count Time	4/24/2023		4/25/2023		4/26/2023		4/27/2023		4/28/2023		Average	
	AM	PM	AM	PM	AM	PM	AM	PM	AM	PM	AM	PM
00:00	0	10	1	9	1	2	2	5	2	11	1	7
00:15	2	10	0	5	0	8	0	10	4	9	1	8
00:30	1	8	0	6	0	6	1	8	0	9	0	7
00:45	1	9	1	10	1	10	1	5	1	8	1	8
01:00	1	10	0	9	1	15	1	8	0	8	1	10
01:15	2	9	0	9	1	17	1	12	0	8	1	11
01:30	1	6	0	15	0	10	0	8	0	6	0	9
01:45	0	6	0	8	0	10	0	11	0	8	0	9
02:00	0	10	0	23	0	8	0	5	1	13	0	12
02:15	0	9	0	6	0	10	0	11	0	8	0	9
02:30	0	5	0	4	0	7	0	6	0	12	0	7
02:45	0	11	0	13	0	22	0	8	0	5	0	12
03:00	0	7	0	12	0	13	0	11	0	12	0	11
03:15	0	7	0	11	0	13	0	8	1	11	0	10
03:30	0	8	0	16	1	11	0	15	0	13	0	13
03:45	0	8	0	8	1	11	0	12	0	14	0	11
04:00	0	12	0	10	0	14	0	12	0	15	0	13
04:15	0	10	0	13	0	10	2	25	0	8	0	13
04:30	0	15	0	13	0	23	0	9	0	13	0	15
04:45	1	17	1	15	1	20	0	13	1	9	1	15
05:00	2	14	1	7	3	13	2	11	1	17	2	12
05:15	0	11	2	13	2	14	0	19	2	17	1	15
05:30	4	24	0	20	2	13	2	13	2	24	2	19
05:45	2	20	3	25	2	18	2	16	4	20	3	20
06:00	3	16	3	14	6	21	5	21	1	23	4	19
06:15	1	19	5	15	3	20	7	14	7	13	5	16
06:30	5	14	9	21	8	18	10	10	5	13	7	15
06:45	9	17	13	11	9	13	9	19	10	10	10	14
07:00	9	11	7	7	9	14	6	13	8	7	8	10
07:15	5	19	6	29	8	17	5	17	4	14	6	19
07:30	6	9	7	13	5	8	8	8	4	8	6	9
07:45	16	20	11	14	10	18	7	12	13	14	11	16
08:00	23	11	20	20	20	13	19	16	13	14	19	15
08:15	12	10	15	11	17	14	15	14	18	16	15	13
08:30	12	8	10	8	11	7	13	12	14	10	12	9
08:45	7	14	11	18	17	12	12	15	14	17	12	15
09:00	8	2	18	9	12	11	15	9	13	11	13	8
09:15	11	5	12	4	13	7	9	10	12	10	11	7
09:30	17	6	10	3	10	4	21	8	13	6	14	5
09:45	14	4	15	7	10	6	14	7	19	5	14	6
10:00	14	2	13	9	10	6	12	4	11	10	12	6
10:15	15	2	11	2	12	3	10	6	9	10	11	5
10:30	15	1	14	3	6	6	10	6	7	8	10	5
10:45	7	5	6	2	6	3	11	9	7	5	7	5
11:00	4	3	6	4	12	2	9	7	8	4	8	4
11:15	8	3	19	2	12	3	8	2	6	6	11	3
11:30	12	2	11	2	18	0	11	4	15	2	13	2
11:45	14	0	10	0	10	5	3	1	11	2	10	2
<b>Totals</b>	<b>264</b>	<b>459</b>	<b>271</b>	<b>508</b>	<b>270</b>	<b>529</b>	<b>263</b>	<b>505</b>	<b>261</b>	<b>516</b>	<b>266</b>	<b>503</b>
<b>Day Total</b>	<b>723</b>	<b>779</b>	<b>779</b>	<b>799</b>	<b>799</b>	<b>768</b>	<b>777</b>	<b>769</b>				

<b>AM Pct</b>	36.5%	34.8%	34.8%	33.8%	34.2%	33.6%	34.6%					
<b>Peak Hour</b>	9:00	18:30	9:00	18:15	9:00	18:30	9:00	18:30	8:45	17:30	9:00	18:30
<b>Peak Volume</b>	712	342	778	436	773	493	746	397	752	389	749	400
<b>P.H.F</b>	0.9368	0.9396	0.8493	0.9561	0.9159	0.9337	0.9279	0.8941	0.9495	0.8037	0.9512	0.9496

**AECOM**

<b>7:00-8:00 AM</b>	36	31	32	26	29	31
<b>7:15-8:15 AM</b>	50	44	43	39	34	42
<b>7:30-8:30 AM</b>	57	53	52	49	48	52
<b>7:45-8:45 AM</b>	63	56	58	54	58	58
<b>8:00-9:00 AM</b>	54	56	65	59	59	59

<b>4:00-5:00 PM</b>	54	51	67	59	45	55
<b>4:15-5:15 PM</b>	56	48	66	58	47	55
<b>4:30-5:30 PM</b>	57	48	70	52	56	57
<b>4:45-5:45 PM</b>	66	55	60	56	67	61
<b>5:00-6:00 PM</b>	69	65	58	59	78	66

Client: AECOM  
 File Number:  
 Route: 9  
 Location: 0

Site Ref: 09  
 Direction: EB

Count Time	4/24/2023		4/25/2023		4/26/2023		4/27/2023		4/28/2023		Average	
	AM	PM	AM	PM	AM	PM	AM	PM	AM	PM	AM	PM
00:00	0	4	0	8	2	7	3	8	1	8	1	7
00:15	1	10	0	6	0	7	0	2	4	13	1	8
00:30	0	7	2	5	0	9	2	6	0	6	1	7
00:45	0	8	1	5	1	13	1	8	0	13	1	9
01:00	0	4	1	4	0	11	1	6	0	9	0	7
01:15	0	5	0	6	0	12	0	14	0	6	0	9
01:30	1	9	0	7	0	12	1	7	2	12	1	9
01:45	0	5	0	7	0	9	0	10	1	10	0	8
02:00	0	9	0	8	0	13	0	8	0	11	0	10
02:15	0	2	0	7	0	11	0	11	1	10	0	8
02:30	0	7	0	10	0	11	0	9	1	14	0	10
02:45	0	16	0	16	0	15	0	9	0	13	0	14
03:00	0	13	0	12	0	13	0	10	0	12	0	12
03:15	0	8	0	15	0	17	0	17	1	21	0	16
03:30	1	12	0	20	0	16	1	11	1	12	1	14
03:45	0	6	0	11	0	10	0	16	0	12	0	11
04:00	0	14	0	21	1	12	0	12	0	15	0	15
04:15	0	12	0	14	0	16	0	19	0	17	0	16
04:30	1	11	0	12	0	18	0	21	0	12	0	15
04:45	1	14	2	19	0	15	1	22	2	10	1	16
05:00	0	15	0	15	1	19	0	18	1	16	0	17
05:15	2	17	2	15	1	16	0	18	0	24	1	18
05:30	2	22	1	11	2	16	0	16	2	17	1	16
05:45	2	16	2	26	1	13	1	16	1	18	1	18
06:00	3	19	0	30	2	14	2	23	4	22	2	22
06:15	1	20	3	15	0	21	1	18	0	15	1	18
06:30	1	16	1	21	5	9	1	12	2	23	2	16
06:45	5	15	1	9	3	15	5	12	3	10	3	12
07:00	5	13	2	15	4	15	3	13	1	11	3	13
07:15	6	9	4	8	7	13	2	11	5	10	5	10
07:30	9	21	10	10	10	11	8	11	9	17	9	14
07:45	13	10	18	6	12	7	15	10	7	10	13	9
08:00	14	10	13	9	15	10	13	11	17	7	14	9
08:15	7	4	9	12	14	4	12	10	14	7	11	7
08:30	14	9	8	5	9	7	13	13	11	9	11	9
08:45	14	10	11	6	12	6	14	6	11	7	12	7
09:00	10	1	10	7	15	5	8	7	8	9	10	6
09:15	7	7	10	4	13	4	10	8	9	7	10	6
09:30	13	2	11	4	13	5	14	3	17	6	14	4
09:45	9	2	12	2	16	3	12	6	13	4	12	3
10:00	10	1	16	3	9	3	14	5	11	4	12	3
10:15	8	2	9	7	8	3	10	1	9	7	9	4
10:30	13	0	11	1	2	3	9	7	8	6	9	3
10:45	5	4	10	2	8	3	7	2	11	2	8	3
11:00	11	2	4	2	2	3	11	3	9	3	7	3
11:15	6	3	10	0	8	2	9	3	7	2	8	2
11:30	15	1	9	0	16	0	6	0	11	8	11	2
11:45	9	0	4	0	7	2	12	0	10	3	8	1
<b>Totals</b>	<b>219</b>	<b>427</b>	<b>207</b>	<b>458</b>	<b>219</b>	<b>479</b>	<b>222</b>	<b>489</b>	<b>225</b>	<b>520</b>	<b>218</b>	<b>475</b>
<b>Day Total</b>	<b>646</b>		<b>665</b>		<b>698</b>		<b>711</b>		<b>745</b>		<b>693</b>	
<b>AM Pct</b>	<b>33.9%</b>		<b>31.1%</b>		<b>31.4%</b>		<b>31.2%</b>		<b>30.2%</b>		<b>31.5%</b>	
<b>Peak Hour</b>	9:00	18:30	9:00	18:15	9:00	18:30	9:00	18:30	8:45	17:30	9:00	18:30
<b>Peak Volume</b>	712	342	778	436	773	493	746	397	752	389	749	400
<b>P.H.F</b>	0.9368	0.9396	0.8493	0.9561	0.9159	0.9337	0.9279	0.8941	0.9495	0.8037	0.9512	0.9496

**AECOM**

<b>7:00-8:00 AM</b>	33	34	33	28	22	30
<b>7:15-8:15 AM</b>	42	45	44	38	38	41
<b>7:30-8:30 AM</b>	43	50	51	48	47	48
<b>7:45-8:45 AM</b>	48	48	50	53	49	50
<b>8:00-9:00 AM</b>	49	41	50	52	53	49

<b>4:00-5:00 PM</b>	51	66	61	74	54	61
<b>4:15-5:15 PM</b>	52	60	68	80	55	63
<b>4:30-5:30 PM</b>	57	61	68	79	62	65
<b>4:45-5:45 PM</b>	68	60	66	74	67	67
<b>5:00-6:00 PM</b>	70	67	64	68	75	69

Client: AECOM  
 File Number:  
 Route: 10  
 Location: 0

Site Ref: 10  
 Direction: WB

Count Time	4/24/2023		4/25/2023		4/26/2023		4/27/2023		4/28/2023		Average	
	AM	PM	AM	PM	AM	PM	AM	PM	AM	PM	AM	PM
00:00	1	6	1	4	1	3	3	6	2	4	2	5
00:15	0	8	2	10	0	5	1	5	1	5	1	7
00:30	4	6	4	3	2	5	1	6	0	6	2	5
00:45	1	5	1	3	1	4	2	8	0	8	1	6
01:00	0	7	0	4	2	11	3	4	0	9	1	7
01:15	1	3	0	4	0	9	0	5	1	7	0	6
01:30	0	6	0	2	0	5	0	4	1	5	0	4
01:45	0	4	1	5	0	8	0	4	2	3	1	5
02:00	0	9	1	4	0	3	1	4	1	12	1	6
02:15	0	4	1	3	0	7	0	3	0	10	0	5
02:30	0	4	0	5	1	4	0	3	0	4	0	4
02:45	0	9	0	4	0	6	0	9	0	11	0	8
03:00	0	1	0	6	0	5	1	6	0	7	0	5
03:15	1	5	0	4	0	5	0	5	1	5	0	5
03:30	0	4	0	6	0	5	0	8	0	7	0	6
03:45	1	8	1	5	0	1	0	8	1	9	1	6
04:00	0	7	0	8	0	7	1	7	1	6	0	7
04:15	0	5	0	4	0	7	0	9	0	11	0	7
04:30	2	4	0	7	0	3	0	12	0	13	0	8
04:45	0	9	1	2	0	4	0	12	1	7	0	7
05:00	0	11	0	4	0	12	0	10	1	11	0	10
05:15	0	4	0	10	0	7	0	4	0	8	0	7
05:30	0	5	1	16	0	5	0	7	0	11	0	9
05:45	0	6	0	8	0	10	0	4	0	12	0	8
06:00	1	11	2	5	1	10	1	13	2	4	1	9
06:15	1	12	0	15	2	11	5	6	2	12	2	11
06:30	2	4	3	10	1	10	4	4	3	5	3	7
06:45	1	14	3	10	1	7	3	7	2	11	2	10
07:00	0	13	0	10	0	3	0	13	0	11	0	10
07:15	3	6	7	10	3	8	1	14	1	11	3	10
07:30	5	10	1	16	2	14	0	8	2	8	2	11
07:45	5	11	6	7	2	14	3	10	7	4	5	9
08:00	2	9	1	15	3	7	3	7	5	11	3	10
08:15	5	4	7	14	8	8	7	16	2	5	6	9
08:30	5	4	4	3	5	6	4	11	3	7	4	6
08:45	3	4	3	11	2	9	5	11	7	9	4	9
09:00	3	6	9	8	9	6	5	7	4	10	6	7
09:15	2	6	9	6	1	10	7	13	6	9	5	9
09:30	6	4	3	5	5	4	8	10	5	15	5	8
09:45	5	6	8	3	4	5	1	7	8	3	5	5
10:00	5	2	6	9	8	2	8	8	3	8	6	6
10:15	3	2	3	5	9	2	7	8	5	6	5	5
10:30	6	6	4	5	3	5	5	12	6	5	5	7
10:45	5	5	7	1	7	10	3	4	4	6	5	5
11:00	5	2	4	5	9	1	4	4	3	4	5	3
11:15	7	4	4	3	4	6	3	4	8	6	5	5
11:30	6	0	5	1	6	4	7	1	5	5	6	2
11:45	6	1	4	1	3	1	8	3	7	2	6	2
<b>Totals</b>	<b>103</b>	<b>286</b>	<b>117</b>	<b>309</b>	<b>105</b>	<b>304</b>	<b>115</b>	<b>354</b>	<b>113</b>	<b>368</b>	<b>111</b>	<b>324</b>
<b>Day Total</b>	<b>389</b>	<b>426</b>	<b>409</b>	<b>469</b>	<b>481</b>	<b>435</b>						
<b>AM Pct</b>	<b>26.5%</b>	<b>27.5%</b>	<b>25.7%</b>	<b>24.5%</b>	<b>23.5%</b>	<b>25.4%</b>						
<b>Peak Hour</b>	9:00	18:30	9:00	18:15	9:00	18:30	9:00	18:30	8:45	17:30	9:00	18:30
<b>Peak Volume</b>	712	342	778	436	773	493	746	397	752	389	749	400
<b>P.H.F</b>	0.9368	0.9396	0.8493	0.9561	0.9159	0.9337	0.9279	0.8941	0.9495	0.8037	0.9512	0.9496

**AECOM**

<b>7:00-8:00 AM</b>	13	14	7	4	10	10
<b>7:15-8:15 AM</b>	15	15	10	7	15	12
<b>7:30-8:30 AM</b>	17	15	15	13	16	15
<b>7:45-8:45 AM</b>	17	18	18	17	17	17
<b>8:00-9:00 AM</b>	15	15	18	19	17	17
<b>4:00-5:00 PM</b>	25	21	21	40	37	29
<b>4:15-5:15 PM</b>	29	17	26	43	42	31
<b>4:30-5:30 PM</b>	28	23	26	38	39	31
<b>4:45-5:45 PM</b>	29	32	28	33	37	32
<b>5:00-6:00 PM</b>	26	38	34	25	42	33

Client: AECOM  
 File Number:  
 Route: 10  
 Location: 0

Site Ref: 10  
 Direction: EB

Count Time	4/24/2023		4/25/2023		4/26/2023		4/27/2023		4/28/2023		Average	
	AM	PM	AM	PM	AM	PM	AM	PM	AM	PM	AM	PM
00:00	2	5	1	13	0	5	0	11	2	7	1	8
00:15	0	4	0	7	0	4	1	12	2	3	1	6
00:30	0	4	2	9	1	9	2	4	0	5	1	6
00:45	0	6	1	4	0	5	0	5	0	13	0	7
01:00	0	6	0	6	2	4	2	7	0	5	1	6
01:15	0	4	0	6	0	7	0	11	1	5	0	7
01:30	2	7	0	5	1	12	0	2	0	10	1	7
01:45	0	6	0	4	0	4	0	5	1	4	0	5
02:00	0	4	1	6	0	4	0	2	1	7	0	5
02:15	0	4	2	8	0	4	0	5	0	8	0	6
02:30	0	4	0	1	0	7	0	10	0	9	0	6
02:45	0	7	0	5	0	6	0	6	0	11	0	7
03:00	0	6	0	4	0	7	1	5	0	7	0	6
03:15	1	4	0	6	0	6	0	8	0	10	0	7
03:30	0	9	0	7	0	5	0	5	0	9	0	7
03:45	0	5	1	7	0	4	0	8	0	7	0	6
04:00	0	9	0	2	0	8	0	7	1	10	0	7
04:15	0	6	0	10	0	8	1	4	0	6	0	7
04:30	0	5	0	7	0	9	0	7	1	16	0	9
04:45	1	9	0	11	0	10	1	11	1	9	1	10
05:00	1	11	2	8	0	9	0	6	2	8	1	8
05:15	0	10	0	10	0	8	1	6	1	12	0	9
05:30	1	5	1	12	2	4	0	10	0	15	1	9
05:45	1	13	0	8	1	6	0	6	0	4	0	7
06:00	0	4	1	8	1	8	1	13	3	11	1	9
06:15	3	13	2	8	0	12	1	11	1	18	1	12
06:30	1	7	1	10	0	8	1	11	0	14	1	10
06:45	3	9	1	6	0	12	2	8	0	9	1	9
07:00	1	13	1	15	3	9	8	12	1	10	3	12
07:15	6	10	3	15	5	8	3	9	5	7	4	10
07:30	3	5	5	6	3	7	6	9	4	8	4	7
07:45	6	5	5	15	6	7	6	18	13	11	7	11
08:00	7	5	4	6	6	11	9	6	4	8	6	7
08:15	2	6	9	6	5	11	2	3	3	7	4	7
08:30	6	6	3	6	2	5	8	8	7	10	5	7
08:45	6	10	7	10	7	6	6	9	5	5	6	8
09:00	4	3	6	9	3	6	6	3	5	8	5	6
09:15	6	6	2	3	4	6	7	7	1	4	4	5
09:30	6	4	4	4	5	4	6	3	7	8	6	5
09:45	8	5	8	2	7	2	6	3	8	3	7	3
10:00	3	3	3	3	6	2	6	3	3	2	4	3
10:15	7	2	5	2	7	2	7	3	11	4	7	3
10:30	6	2	3	1	6	3	2	5	3	5	4	3
10:45	5	0	14	2	8	2	3	2	5	0	7	1
11:00	7	3	9	2	8	7	6	1	3	5	7	4
11:15	5	2	5	2	7	2	5	4	6	2	6	2
11:30	6	0	5	2	6	2	3	2	9	2	6	2
11:45	5	0	4	1	2	1	4	1	9	0	5	1
<b>Totals</b>	<b>121</b>	<b>276</b>	<b>121</b>	<b>310</b>	<b>114</b>	<b>298</b>	<b>123</b>	<b>317</b>	<b>129</b>	<b>361</b>	<b>122</b>	<b>312</b>
<b>Day Total</b>	<b>397</b>		<b>431</b>		<b>412</b>		<b>440</b>		<b>490</b>		<b>434</b>	
<b>AM Pct</b>	<b>30.5%</b>		<b>28.1%</b>		<b>27.7%</b>		<b>28.0%</b>		<b>26.3%</b>		<b>28.0%</b>	
<b>Peak Hour</b>	9:00	18:30	9:00	18:15	9:00	18:30	9:00	18:30	8:45	17:30	9:00	18:30
<b>Peak Volume</b>	712	342	778	436	773	493	746	397	752	389	749	400
<b>P.H.F</b>	0.9368	0.9396	0.8493	0.9561	0.9159	0.9337	0.9279	0.8941	0.9495	0.8037	0.9512	0.9496

**AECOM**

<b>7:00-8:00 AM</b>	16	14	17	23	23	19
<b>7:15-8:15 AM</b>	22	17	20	24	26	22
<b>7:30-8:30 AM</b>	18	23	20	23	24	22
<b>7:45-8:45 AM</b>	21	21	19	25	27	23
<b>8:00-9:00 AM</b>	21	23	20	25	19	22
<b>4:00-5:00 PM</b>	29	30	35	29	41	33
<b>4:15-5:15 PM</b>	31	36	36	28	39	34
<b>4:30-5:30 PM</b>	35	36	36	30	45	36
<b>4:45-5:45 PM</b>	35	41	31	33	44	37
<b>5:00-6:00 PM</b>	39	38	27	28	39	34

Client: AECOM  
 File Number:  
 Route: 11  
 Location: 0

Site Ref: 11  
 Direction: WB

Count Time	4/24/2023		4/25/2023		4/26/2023		4/27/2023		4/28/2023		Average	
	AM	PM	AM	PM	AM	PM	AM	PM	AM	PM	AM	PM
00:00	2	3	1	2	1	2	1	6	0	4	1	3
00:15	0	1	0	3	1	2	0	3	0	2	0	2
00:30	0	1	1	1	0	2	0	2	1	3	0	2
00:45	0	1	1	4	1	6	1	1	1	1	1	3
01:00	0	1	1	3	0	12	1	2	0	1	0	4
01:15	0	5	0	3	0	13	1	1	0	5	0	5
01:30	0	6	0	4	0	3	0	2	0	0	0	3
01:45	0	3	0	6	0	4	0	2	0	6	0	4
02:00	0	15	0	13	0	5	1	13	0	8	0	11
02:15	0	3	1	7	1	8	0	13	0	7	0	8
02:30	0	11	1	3	0	4	0	7	0	10	0	7
02:45	0	3	0	5	0	5	0	4	0	3	0	4
03:00	0	5	0	3	0	0	0	3	0	6	0	3
03:15	0	1	0	0	0	2	0	2	0	3	0	2
03:30	0	10	0	1	0	5	0	5	0	1	0	4
03:45	0	2	0	6	0	3	0	3	0	3	0	3
04:00	0	4	0	6	0	2	0	5	0	3	0	4
04:15	0	3	0	3	0	3	0	4	0	4	0	3
04:30	2	3	0	5	0	6	0	3	0	4	0	4
04:45	0	5	1	2	0	3	0	5	0	4	0	4
05:00	2	2	2	3	1	2	1	2	0	6	1	3
05:15	0	2	0	2	0	6	0	6	0	4	0	4
05:30	0	7	2	5	1	6	1	1	0	4	1	5
05:45	2	7	0	7	2	5	0	7	2	6	1	6
06:00	2	5	2	6	1	5	3	7	0	13	2	7
06:15	1	3	2	3	1	2	1	7	2	11	1	5
06:30	1	2	1	8	1	5	0	2	0	7	1	5
06:45	2	5	1	5	1	1	3	5	2	6	2	4
07:00	6	7	2	3	4	1	3	4	3	3	4	4
07:15	5	1	6	5	4	5	3	3	5	5	5	4
07:30	3	5	7	2	6	2	9	4	7	6	6	4
07:45	21	3	23	5	22	4	20	4	21	4	21	4
08:00	38	2	35	4	40	3	41	6	35	4	38	4
08:15	4	4	4	2	3	6	4	1	5	6	4	4
08:30	6	2	4	3	6	6	12	7	7	8	7	5
08:45	6	3	4	6	3	1	3	3	7	6	5	4
09:00	6	3	5	1	2	2	4	4	3	3	4	3
09:15	7	4	3	0	5	2	4	4	4	2	5	2
09:30	1	2	1	1	2	5	4	2	1	1	2	2
09:45	3	2	2	2	2	5	5	3	3	3	3	3
10:00	2	6	3	2	2	2	3	3	4	4	3	3
10:15	3	1	5	0	4	0	2	1	1	4	3	1
10:30	4	2	0	2	7	1	4	3	0	1	3	2
10:45	1	0	2	1	3	3	3	3	2	2	2	2
11:00	5	2	4	2	2	3	2	1	0	3	3	2
11:15	3	0	4	2	6	3	5	3	3	0	4	2
11:30	7	1	4	2	5	0	2	2	2	3	4	2
11:45	2	0	1	1	2	0	5	2	7	0	3	1
<b>Totals</b>	<b>147</b>	<b>169</b>	<b>136</b>	<b>165</b>	<b>142</b>	<b>175</b>	<b>152</b>	<b>186</b>	<b>128</b>	<b>203</b>	<b>141</b>	<b>180</b>
<b>Day Total</b>	<b>316</b>		<b>301</b>		<b>317</b>		<b>338</b>		<b>331</b>		<b>321</b>	
<b>AM Pct</b>	<b>46.5%</b>		<b>45.2%</b>		<b>44.8%</b>		<b>45.0%</b>		<b>38.7%</b>		<b>44.0%</b>	
<b>Peak Hour</b>	9:00	18:30	9:00	18:15	9:00	18:30	9:00	18:30	8:45	17:30	9:00	18:30
<b>Peak Volume</b>	712	342	778	436	773	493	746	397	752	389	749	400
<b>P.H.F</b>	0.9368	0.9396	0.8493	0.9561	0.9159	0.9337	0.9279	0.8941	0.9495	0.8037	0.9512	0.9496

**AECOM**

<b>7:00-8:00 AM</b>	35	38	36	35	36	36
<b>7:15-8:15 AM</b>	67	71	72	73	68	70
<b>7:30-8:30 AM</b>	66	69	71	74	68	70
<b>7:45-8:45 AM</b>	69	66	71	77	68	70
<b>8:00-9:00 AM</b>	54	47	52	60	54	53

<b>4:00-5:00 PM</b>	15	16	14	17	15	15
<b>4:15-5:15 PM</b>	13	13	14	14	18	14
<b>4:30-5:30 PM</b>	12	12	17	16	18	15
<b>4:45-5:45 PM</b>	16	12	17	14	18	15
<b>5:00-6:00 PM</b>	18	17	19	16	20	18

Client: AECOM  
 File Number:  
 Route: 11  
 Location: 0

Site Ref: 11  
 Direction: EB

Count Time	4/24/2023		4/25/2023		4/26/2023		4/27/2023		4/28/2023		Average	
	AM	PM	AM	PM	AM	PM	AM	PM	AM	PM	AM	PM
00:00	1	6	1	4	0	4	1	4	0	8	1	5
00:15	0	2	0	1	0	3	1	4	0	2	0	2
00:30	0	3	0	2	1	7	0	3	0	5	0	4
00:45	0	5	0	3	1	4	0	4	1	2	0	4
01:00	0	2	0	4	0	7	0	2	0	6	0	4
01:15	1	5	0	2	0	8	0	2	1	5	0	4
01:30	0	7	0	3	0	12	0	3	0	1	0	5
01:45	0	4	0	0	0	3	0	4	0	2	0	3
02:00	0	7	0	5	0	4	0	1	0	3	0	4
02:15	0	6	0	14	0	5	1	12	0	11	0	10
02:30	0	6	0	5	1	2	0	7	0	11	0	6
02:45	0	9	0	9	0	5	0	15	0	9	0	9
03:00	0	1	0	5	0	3	0	5	0	4	0	4
03:15	0	3	0	6	0	4	0	4	0	4	0	4
03:30	0	1	0	4	0	4	0	6	0	1	0	3
03:45	1	6	0	4	0	4	0	6	0	6	0	5
04:00	0	10	1	3	0	3	0	5	0	5	0	5
04:15	0	7	0	7	0	9	0	9	0	7	0	8
04:30	1	7	0	9	0	4	0	8	0	7	0	7
04:45	0	8	0	5	0	7	0	6	0	3	0	6
05:00	0	6	0	6	0	8	0	5	0	9	0	7
05:15	0	5	0	5	0	5	0	4	0	4	0	5
05:30	0	4	0	6	0	5	0	8	1	6	0	6
05:45	0	5	0	6	1	6	0	9	0	6	0	6
06:00	1	7	0	4	0	9	0	7	2	11	1	8
06:15	0	9	0	5	0	8	0	4	1	12	0	8
06:30	0	2	0	11	0	4	0	8	1	6	0	6
06:45	0	5	1	9	1	8	0	8	2	5	1	7
07:00	0	9	1	2	0	9	0	7	1	3	0	6
07:15	4	4	3	6	4	6	4	4	4	4	4	5
07:30	4	1	6	4	6	2	4	2	4	6	5	3
07:45	1	2	3	5	4	3	6	2	5	5	4	3
08:00	12	3	11	1	15	0	10	5	11	4	12	3
08:15	7	4	6	6	6	5	8	3	5	5	6	5
08:30	5	4	8	3	6	7	8	1	6	7	7	4
08:45	2	1	3	2	6	2	7	1	6	1	5	1
09:00	9	1	2	1	7	1	5	4	6	1	6	2
09:15	4	1	6	3	8	2	3	0	7	1	6	1
09:30	5	1	6	1	0	2	3	3	2	2	3	2
09:45	6	3	5	4	4	3	7	2	3	1	5	3
10:00	5	3	5	1	1	2	5	4	5	3	4	3
10:15	5	0	5	1	5	0	5	3	5	0	5	1
10:30	2	0	1	0	0	0	4	2	3	1	2	1
10:45	4	0	2	1	1	0	6	1	3	1	3	1
11:00	3	2	1	0	1	1	3	1	2	1	2	1
11:15	2	0	1	0	6	1	5	0	4	1	4	0
11:30	5	0	9	1	7	0	3	0	4	1	6	0
11:45	8	0	6	0	4	0	6	1	3	1	5	0
<b>Totals</b>	<b>98</b>	<b>187</b>	<b>93</b>	<b>189</b>	<b>96</b>	<b>201</b>	<b>105</b>	<b>209</b>	<b>98</b>	<b>210</b>	<b>98</b>	<b>199</b>
<b>Day Total</b>	<b>285</b>	<b>282</b>	<b>297</b>	<b>314</b>	<b>308</b>	<b>297</b>						
<b>AM Pct</b>	<b>34.4%</b>	<b>33.0%</b>	<b>32.3%</b>	<b>33.4%</b>	<b>31.8%</b>	<b>33.0%</b>						
<b>Peak Hour</b>	9:00	18:30	9:00	18:15	9:00	18:30	9:00	18:30	8:45	17:30	9:00	18:30
<b>Peak Volume</b>	712	342	778	436	773	493	746	397	752	389	749	400
<b>P.H.F</b>	0.9368	0.9396	0.8493	0.9561	0.9159	0.9337	0.9279	0.8941	0.9495	0.8037	0.9512	0.9496

**AECOM**

<b>7:00-8:00 AM</b>	9	13	14	14	14	13
<b>7:15-8:15 AM</b>	21	23	29	24	24	24
<b>7:30-8:30 AM</b>	24	26	31	28	25	27
<b>7:45-8:45 AM</b>	25	28	31	32	27	29
<b>8:00-9:00 AM</b>	26	28	33	33	28	30
<b>4:00-5:00 PM</b>	32	24	23	28	22	26
<b>4:15-5:15 PM</b>	28	27	28	28	26	27
<b>4:30-5:30 PM</b>	26	25	24	23	23	24
<b>4:45-5:45 PM</b>	23	22	25	23	22	23
<b>5:00-6:00 PM</b>	20	23	24	26	25	24

Client: AECOM  
 File Number:  
 Route: 12  
 Location: 0

Site Ref: 12  
 Direction: NB

Count Time	4/24/2023		4/25/2023		4/26/2023		4/27/2023		4/28/2023		Average	
	AM	PM	AM	PM	AM	PM	AM	PM	AM	PM	AM	PM
00:00	0	6	0	3	0	2	0	1	0	1	0	3
00:15	0	2	0	4	1	4	0	1	0	2	0	3
00:30	0	2	0	4	0	10	0	3	0	0	0	4
00:45	1	7	0	3	0	11	0	4	0	3	0	6
01:00	0	3	0	1	1	11	0	0	0	6	0	4
01:15	0	2	0	0	0	15	0	0	0	2	0	4
01:30	0	5	0	2	1	6	0	3	0	4	0	4
01:45	0	6	0	7	0	0	0	6	0	11	0	6
02:00	0	8	0	11	0	0	0	8	0	12	0	8
02:15	0	5	0	8	0	2	0	4	0	6	0	5
02:30	0	3	0	4	0	2	0	7	0	5	0	4
02:45	0	8	0	4	0	1	0	10	0	2	0	5
03:00	0	2	0	2	0	0	0	1	0	3	0	2
03:15	0	0	0	1	0	2	0	1	0	0	0	1
03:30	0	5	0	3	0	6	0	2	0	6	0	4
03:45	0	6	0	6	0	4	0	7	0	5	0	6
04:00	0	5	0	3	0	2	0	5	0	6	0	4
04:15	0	7	0	6	0	2	0	4	0	2	0	4
04:30	0	2	0	2	0	7	0	2	0	4	0	3
04:45	0	3	0	3	0	3	0	3	0	4	0	3
05:00	0	3	0	1	0	0	0	1	0	3	0	2
05:15	0	2	0	6	0	4	0	1	0	3	0	3
05:30	0	2	0	1	0	4	0	4	0	4	0	3
05:45	0	5	0	5	0	3	0	4	0	3	0	4
06:00	1	4	0	3	1	0	0	2	0	5	0	3
06:15	2	4	3	4	1	2	2	2	1	6	2	4
06:30	0	5	0	4	1	6	1	0	1	5	1	4
06:45	3	3	1	2	3	1	2	1	0	7	2	3
07:00	1	1	2	2	4	3	5	1	5	6	3	3
07:15	3	2	5	1	3	1	1	1	3	3	3	2
07:30	8	0	4	4	5	1	4	4	6	3	5	2
07:45	7	1	7	0	4	3	11	1	9	2	8	1
08:00	18	1	13	2	18	1	15	0	11	2	15	1
08:15	1	0	5	0	1	2	6	0	4	1	3	1
08:30	2	0	5	3	1	1	6	1	2	4	3	2
08:45	4	2	1	1	4	1	4	1	4	1	3	1
09:00	5	3	8	0	5	2	3	0	3	0	5	1
09:15	3	1	5	3	2	1	2	0	2	0	3	1
09:30	1	0	3	0	0	1	1	0	0	1	1	0
09:45	1	0	2	0	1	0	3	1	1	0	2	0
10:00	0	0	3	0	1	0	3	0	2	0	2	0
10:15	0	0	2	0	1	0	1	1	2	0	1	0
10:30	1	0	2	0	1	0	4	0	0	0	2	0
10:45	2	0	0	0	3	1	0	0	1	0	1	0
11:00	9	0	10	1	8	1	4	0	1	0	6	0
11:15	8	0	4	0	8	0	8	0	2	2	6	0
11:30	5	0	3	1	12	0	3	0	3	1	5	0
11:45	2	0	3	0	0	0	4	0	7	0	3	0
<b>Totals</b>	<b>88</b>	<b>126</b>	<b>91</b>	<b>121</b>	<b>91</b>	<b>129</b>	<b>92</b>	<b>99</b>	<b>70</b>	<b>146</b>	<b>86</b>	<b>124</b>
<b>Day Total</b>	<b>214</b>	<b>212</b>	<b>220</b>	<b>191</b>	<b>216</b>	<b>211</b>						
<b>AM Pct</b>	41.1%	42.9%	41.4%	48.2%	32.4%	41.0%						
<b>Peak Hour</b>	9:00	18:30	9:00	18:15	9:00	18:30	9:00	18:30	8:45	17:30	9:00	18:30
<b>Peak Volume</b>	712	342	778	436	773	493	746	397	752	389	749	400
<b>P.H.F</b>	0.9368	0.9396	0.8493	0.9561	0.9159	0.9337	0.9279	0.8941	0.9495	0.8037	0.9512	0.9496

**AECOM**

<b>7:00-8:00 AM</b>	19	18	16	21	23	19
<b>7:15-8:15 AM</b>	36	29	30	31	29	31
<b>7:30-8:30 AM</b>	34	29	28	36	30	31
<b>7:45-8:45 AM</b>	28	30	24	38	26	29
<b>8:00-9:00 AM</b>	25	24	24	31	21	25

<b>4:00-5:00 PM</b>	17	14	14	14	16	15
<b>4:15-5:15 PM</b>	15	12	12	10	13	12
<b>4:30-5:30 PM</b>	10	12	14	7	14	11
<b>4:45-5:45 PM</b>	10	11	11	9	14	11
<b>5:00-6:00 PM</b>	12	13	11	10	13	12



Client: AECOM  
 File Number:  
 Route: 12  
 Location: 0

Site Ref: 12  
 Direction: SB

Count Time	4/24/2023		4/25/2023		4/26/2023		4/27/2023		4/28/2023		Average	
	AM	PM	AM	PM	AM	PM	AM	PM	AM	PM	AM	PM
00:00	0	4	0	3	0	4	0	2	0	1	0	3
00:15	0	4	0	1	0	4	0	4	0	3	0	3
00:30	1	1	0	4	0	2	0	1	0	1	0	2
00:45	0	1	0	3	0	12	1	5	0	2	0	5
01:00	0	5	0	3	0	13	0	1	0	4	0	5
01:15	0	3	0	6	0	20	0	5	0	7	0	8
01:30	0	5	0	2	0	14	0	2	0	1	0	5
01:45	0	1	0	5	0	3	0	2	0	8	0	4
02:00	0	10	0	11	0	2	0	8	0	7	0	8
02:15	0	11	0	16	0	4	0	7	1	15	0	11
02:30	0	4	0	4	0	2	0	10	0	7	0	5
02:45	0	4	0	13	0	3	0	8	0	11	0	8
03:00	0	2	0	4	0	3	0	2	0	2	0	3
03:15	0	5	0	1	0	1	0	1	0	1	0	2
03:30	0	4	0	7	0	3	0	9	0	5	0	6
03:45	1	6	0	3	0	4	0	3	0	4	0	4
04:00	0	10	1	6	0	2	0	7	0	5	0	6
04:15	0	4	0	9	0	6	0	4	0	3	0	5
04:30	0	2	0	3	0	5	0	4	0	6	0	4
04:45	0	8	0	3	0	7	0	4	0	4	0	5
05:00	1	6	0	4	0	4	0	5	0	6	0	5
05:15	0	6	0	1	0	5	0	8	0	6	0	5
05:30	0	6	0	3	1	4	1	2	0	9	0	5
05:45	0	9	0	4	1	8	1	3	0	6	0	6
06:00	2	4	2	9	2	5	2	3	0	10	2	6
06:15	0	4	0	1	1	0	0	2	2	2	1	2
06:30	0	2	0	5	0	3	0	3	1	6	0	4
06:45	1	4	1	2	0	2	0	3	1	1	1	2
07:00	1	2	0	0	2	0	3	1	0	2	1	1
07:15	1	1	3	2	1	1	2	0	1	2	2	1
07:30	4	1	5	2	4	1	4	1	6	3	5	2
07:45	23	4	16	0	25	0	19	1	23	2	21	1
08:00	33	1	39	1	41	1	41	2	44	4	40	2
08:15	8	1	6	2	6	0	10	0	5	7	7	2
08:30	5	1	5	2	4	3	12	2	1	8	5	3
08:45	8	0	4	0	4	1	1	0	7	4	5	1
09:00	7	1	5	1	3	1	8	0	5	2	6	1
09:15	3	1	3	1	5	1	5	1	3	2	4	1
09:30	4	0	5	1	1	0	2	0	0	0	2	0
09:45	3	0	2	0	2	1	6	1	7	0	4	0
10:00	1	0	2	0	3	0	4	0	3	3	3	1
10:15	1	0	3	0	2	0	3	1	4	1	3	0
10:30	5	2	1	0	3	1	1	0	5	0	3	1
10:45	2	0	4	0	5	0	2	0	1	2	3	0
11:00	2	0	1	0	3	0	1	0	2	0	2	0
11:15	2	1	6	0	6	0	5	0	2	2	4	1
11:30	12	0	9	0	16	0	5	0	2	0	9	0
11:45	7	0	8	0	10	0	7	1	5	0	7	0
<b>Totals</b>	<b>138</b>	<b>151</b>	<b>131</b>	<b>148</b>	<b>151</b>	<b>156</b>	<b>146</b>	<b>129</b>	<b>131</b>	<b>187</b>	<b>139</b>	<b>154</b>
<b>Day Total</b>	<b>289</b>		<b>279</b>		<b>307</b>		<b>275</b>		<b>318</b>		<b>294</b>	
<b>AM Pct</b>	<b>47.8%</b>		<b>47.0%</b>		<b>49.2%</b>		<b>53.1%</b>		<b>41.2%</b>		<b>47.5%</b>	
<b>Peak Hour</b>	9:00	18:30	9:00	18:15	9:00	18:30	9:00	18:30	8:45	17:30	9:00	18:30
<b>Peak Volume</b>	712	342	778	436	773	493	746	397	752	389	749	400
<b>P.H.F</b>	0.9368	0.9396	0.8493	0.9561	0.9159	0.9337	0.9279	0.8941	0.9495	0.8037	0.9512	0.9496

**AECOM**

<b>7:00-8:00 AM</b>	29	24	32	28	30	29
<b>7:15-8:15 AM</b>	61	63	71	66	74	67
<b>7:30-8:30 AM</b>	68	66	76	74	78	72
<b>7:45-8:45 AM</b>	69	66	76	82	73	73
<b>8:00-9:00 AM</b>	54	54	55	64	57	57

<b>4:00-5:00 PM</b>	24	21	20	19	18	20
<b>4:15-5:15 PM</b>	20	19	22	17	19	19
<b>4:30-5:30 PM</b>	22	11	21	21	22	19
<b>4:45-5:45 PM</b>	26	11	20	19	25	20
<b>5:00-6:00 PM</b>	27	12	21	18	27	21

Client: AECOM  
 File Number:  
 Route: 13  
 Location: 0

Site Ref: 13  
 Direction: WB

Count Time	4/24/2023		4/25/2023		4/26/2023		4/27/2023		4/28/2023		Average	
	AM	PM	AM	PM	AM	PM	AM	PM	AM	PM	AM	PM
00:00	6	66	3	59	7	50	7	61	5	65	6	60
00:15	2	45	1	47	5	50	9	44	4	42	4	46
00:30	6	49	0	42	6	39	7	70	6	56	5	51
00:45	2	52	2	46	5	52	4	55	6	48	4	51
01:00	1	39	4	44	2	45	1	39	8	48	3	43
01:15	2	45	0	38	0	46	4	43	4	46	2	44
01:30	3	39	2	42	3	48	0	50	8	51	3	46
01:45	1	41	1	43	1	41	0	54	5	51	2	46
02:00	2	43	0	49	3	45	1	43	4	52	2	46
02:15	0	45	1	43	4	45	1	55	3	57	2	49
02:30	1	48	0	51	2	49	0	51	3	59	1	52
02:45	2	39	5	49	4	61	0	39	5	65	3	51
03:00	0	32	1	38	2	47	1	39	1	53	1	42
03:15	2	52	1	43	0	47	3	46	3	47	2	47
03:30	1	51	1	50	5	49	5	45	0	48	2	49
03:45	0	45	4	52	1	57	1	54	2	67	2	55
04:00	4	48	2	50	3	58	2	59	3	52	3	53
04:15	4	51	5	56	4	57	5	54	6	50	5	54
04:30	2	58	4	51	6	56	4	47	4	57	4	54
04:45	15	59	12	50	6	48	19	59	12	57	13	55
05:00	16	61	11	63	17	70	13	65	17	67	15	65
05:15	15	94	19	77	26	83	17	70	19	66	19	78
05:30	34	68	30	61	35	52	25	70	26	85	30	67
05:45	56	98	66	66	63	71	64	59	57	85	61	76
06:00	62	69	58	54	57	46	47	53	52	67	55	58
06:15	44	64	53	61	52	60	55	66	47	52	50	61
06:30	47	47	50	60	54	52	51	70	45	69	49	60
06:45	45	41	63	52	56	55	54	58	50	62	54	54
07:00	52	58	49	48	53	48	42	38	45	52	48	49
07:15	64	49	59	49	60	35	67	45	56	46	61	45
07:30	62	38	77	37	77	35	70	35	76	41	72	37
07:45	107	31	93	40	92	38	89	26	88	41	94	35
08:00	71	41	117	37	100	29	110	42	114	41	102	38
08:15	83	42	107	33	103	31	96	42	82	56	94	41
08:30	104	31	119	32	101	24	106	37	96	54	105	36
08:45	109	32	133	45	122	23	83	43	106	43	111	37
09:00	72	25	103	29	119	25	85	35	98	37	95	30
09:15	94	28	76	23	103	35	76	28	98	25	89	28
09:30	92	20	81	12	70	26	79	30	68	27	78	23
09:45	81	20	76	27	82	25	81	27	85	29	81	26
10:00	50	18	58	10	63	21	61	26	68	34	60	22
10:15	47	11	65	14	53	20	61	18	61	36	57	20
10:30	44	11	64	19	46	8	51	20	76	31	56	18
10:45	46	11	67	6	67	10	74	16	59	22	63	13
11:00	58	9	53	7	56	10	47	5	60	17	55	10
11:15	66	8	47	6	63	7	53	15	45	10	55	9
11:30	37	4	50	5	58	6	63	10	48	18	51	9
11:45	55	5	64	5	64	10	64	14	57	11	61	9
<b>Totals</b>	<b>1769</b>	<b>1981</b>	<b>1957</b>	<b>1921</b>	<b>1981</b>	<b>1945</b>	<b>1858</b>	<b>2070</b>	<b>1891</b>	<b>2295</b>	<b>1891</b>	<b>2042</b>
<b>Day Total</b>	<b>3750</b>	<b>3878</b>	<b>3926</b>	<b>3928</b>	<b>4186</b>	<b>3934</b>						

<b>AM Pct</b>	47.2%	50.5%	50.5%	47.3%	45.2%	48.1%						
<b>Peak Hour</b>	9:00	18:30	9:00	18:15	9:00	18:30	9:00	18:30	8:45	17:30	9:00	18:30
<b>Peak Volume</b>	712	342	778	436	773	493	746	397	752	389	749	400
<b>P.H.F</b>	0.9368	0.9396	0.8493	0.9561	0.9159	0.9337	0.9279	0.8941	0.9495	0.8037	0.9512	0.9496

**AECOM**

<b>7:00-8:00 AM</b>	285	278	282	268	265	276						
<b>7:15-8:15 AM</b>	304	346	329	336	334	330						
<b>7:30-8:30 AM</b>	323	394	372	365	360	363						
<b>7:45-8:45 AM</b>	365	436	396	401	380	396						
<b>8:00-9:00 AM</b>	367	476	426	395	398	412						

<b>4:00-5:00 PM</b>	216	207	219	219	216	215						
<b>4:15-5:15 PM</b>	229	220	231	225	231	227						
<b>4:30-5:30 PM</b>	272	241	257	241	247	252						
<b>4:45-5:45 PM</b>	282	251	253	264	275	265						
<b>5:00-6:00 PM</b>	321	267	276	264	303	286						

Client: AECOM  
 File Number:  
 Route: 13  
 Location: 0

Site Ref: 13  
 Direction: EB

Count Time	4/24/2023		4/25/2023		4/26/2023		4/27/2023		4/28/2023		Average	
	AM	PM	AM	PM	AM	PM	AM	PM	AM	PM	AM	PM
00:00	4	33	9	43	9	42	9	48	9	70	8	47
00:15	1	32	2	41	11	42	8	50	12	37	7	40
00:30	8	31	7	43	5	46	10	42	4	53	7	43
00:45	8	37	5	48	5	46	7	46	4	70	6	49
01:00	4	41	1	49	3	43	8	50	7	56	5	48
01:15	2	41	2	55	1	45	3	60	4	71	2	54
01:30	3	54	2	55	2	88	1	59	6	61	3	63
01:45	0	49	3	65	1	86	1	61	1	58	1	64
02:00	0	76	0	69	2	67	4	69	4	75	2	71
02:15	1	54	1	80	4	92	3	73	1	86	2	77
02:30	4	123	3	110	5	122	5	98	8	105	5	112
02:45	1	53	4	75	5	80	4	80	1	93	3	76
03:00	0	64	1	70	1	75	1	89	1	87	1	77
03:15	0	90	0	84	2	90	1	105	5	89	2	92
03:30	2	77	2	100	0	89	2	62	0	75	1	81
03:45	0	64	1	70	1	91	0	78	4	83	1	77
04:00	0	67	2	99	1	70	0	86	2	86	1	82
04:15	0	91	0	94	1	84	0	100	1	94	0	93
04:30	2	96	0	98	1	116	0	110	0	101	1	104
04:45	0	118	0	106	0	104	4	86	2	97	1	102
05:00	4	103	0	139	3	124	0	121	3	120	2	121
05:15	3	95	7	107	2	120	2	109	0	99	3	106
05:30	1	96	4	92	4	130	0	105	0	95	2	104
05:45	5	104	6	103	4	127	4	84	5	103	5	104
06:00	4	98	2	108	8	111	7	122	6	120	5	112
06:15	5	103	6	84	2	90	5	101	6	117	5	99
06:30	9	76	12	91	11	97	8	74	10	97	10	87
06:45	11	67	16	70	12	98	10	72	7	81	11	78
07:00	11	56	15	70	19	73	12	102	14	86	14	77
07:15	25	45	18	50	23	62	20	67	18	64	21	58
07:30	23	53	24	62	19	64	20	59	19	69	21	61
07:45	36	44	37	62	37	39	24	55	27	65	32	53
08:00	37	39	51	59	41	61	48	54	42	48	44	52
08:15	34	32	33	51	34	49	28	46	42	57	34	47
08:30	29	32	38	42	33	45	44	45	35	39	36	41
08:45	33	32	48	38	42	42	36	44	40	41	40	39
09:00	27	33	29	51	31	39	28	61	31	54	29	48
09:15	33	21	47	40	22	40	32	39	33	49	33	38
09:30	21	24	22	22	35	41	29	36	36	57	29	36
09:45	25	38	28	25	38	21	25	24	34	31	30	28
10:00	22	51	26	19	41	21	28	30	42	28	32	30
10:15	28	71	29	21	29	19	35	27	26	43	29	36
10:30	32	32	40	15	35	20	38	22	34	34	36	25
10:45	23	13	28	12	26	17	35	20	46	23	32	17
11:00	27	14	27	14	33	12	28	17	42	12	31	14
11:15	28	9	46	9	42	19	35	13	24	14	35	13
11:30	41	4	50	7	38	3	39	13	51	17	44	9
11:45	39	6	39	10	32	11	45	4	49	12	41	9
<b>Totals</b>	<b>656</b>	<b>2682</b>	<b>773</b>	<b>2927</b>	<b>756</b>	<b>3113</b>	<b>736</b>	<b>3018</b>	<b>798</b>	<b>3222</b>	<b>744</b>	<b>2992</b>
<b>Day Total</b>	<b>3338</b>	<b>3700</b>	<b>3700</b>	<b>3869</b>	<b>3754</b>	<b>4020</b>	<b>3736</b>					

<b>AM Pct</b>	19.7%	20.9%	19.5%	19.6%	19.9%	19.9%						
<b>Peak Hour</b>	9:00	18:30	9:00	18:15	9:00	18:30	9:00	18:30	8:45	17:30	9:00	18:30
<b>Peak Volume</b>	712	342	778	436	773	493	746	397	752	389	749	400
<b>P.H.F</b>	0.9368	0.9396	0.8493	0.9561	0.9159	0.9337	0.9279	0.8941	0.9495	0.8037	0.9512	0.9496

**AECOM**

<b>7:00-8:00 AM</b>	95	94	98	76	78	88
<b>7:15-8:15 AM</b>	121	130	120	112	106	118
<b>7:30-8:30 AM</b>	130	145	131	120	130	131
<b>7:45-8:45 AM</b>	136	159	145	144	146	146
<b>8:00-9:00 AM</b>	133	170	150	156	159	154

<b>4:00-5:00 PM</b>	372	397	374	382	378	381
<b>4:15-5:15 PM</b>	408	437	428	417	412	420
<b>4:30-5:30 PM</b>	412	450	464	426	417	434
<b>4:45-5:45 PM</b>	412	444	478	421	411	433
<b>5:00-6:00 PM</b>	398	441	501	419	417	435

Client: AECOM  
 File Number:  
 Route: 14  
 Location: 0

Site Ref: 14  
 Direction: WB

Count Time	4/24/2023		4/25/2023		4/26/2023		4/27/2023		4/28/2023		Average	
	AM	PM	AM	PM	AM	PM	AM	PM	AM	PM	AM	PM
00:00	0	8	0	10	0	9	1	14	0	10	0	10
00:15	1	10	0	7	1	10	0	10	0	12	0	10
00:30	0	10	1	7	0	16	1	13	0	7	0	11
00:45	0	11	0	8	0	14	0	9	0	10	0	10
01:00	1	6	0	7	0	9	0	8	1	10	0	8
01:15	0	11	0	10	1	12	0	9	0	7	0	10
01:30	0	7	0	14	0	9	0	12	0	5	0	9
01:45	0	12	0	7	0	15	0	9	0	14	0	11
02:00	0	13	1	11	0	6	1	5	0	11	0	9
02:15	1	11	0	11	1	11	0	13	1	11	1	11
02:30	0	16	0	15	0	13	0	16	0	10	0	14
02:45	0	12	0	8	0	7	0	12	0	16	0	11
03:00	0	9	0	4	0	17	0	8	0	10	0	10
03:15	0	6	0	10	0	10	0	14	0	6	0	9
03:30	0	12	0	14	0	17	0	13	0	16	0	14
03:45	0	6	0	14	0	11	0	15	0	15	0	12
04:00	2	18	0	10	0	11	0	17	0	13	0	14
04:15	0	16	0	18	0	7	1	5	1	11	0	11
04:30	0	13	0	9	0	20	1	6	0	16	0	13
04:45	0	16	0	11	0	13	0	7	0	12	0	12
05:00	1	8	1	9	0	19	0	9	1	16	1	12
05:15	0	8	0	16	0	16	2	14	0	7	0	12
05:30	1	13	1	13	1	19	0	18	0	8	1	14
05:45	1	14	1	8	1	10	1	8	2	13	1	11
06:00	0	16	2	11	1	13	1	8	0	10	1	12
06:15	0	9	2	13	3	7	4	9	1	6	2	9
06:30	3	13	5	10	3	9	4	9	2	13	3	11
06:45	2	6	3	10	3	9	3	9	5	6	3	8
07:00	4	7	3	8	5	9	5	11	9	11	5	9
07:15	15	11	9	12	15	11	10	10	10	8	12	10
07:30	14	6	9	5	16	10	10	7	5	11	11	8
07:45	24	3	19	5	15	4	22	12	15	5	19	6
08:00	16	12	11	10	13	13	16	8	13	12	14	11
08:15	15	2	18	6	12	6	21	7	6	8	14	6
08:30	7	4	19	7	25	4	18	9	20	11	18	7
08:45	16	8	16	10	18	8	15	2	20	6	17	7
09:00	11	3	18	9	15	2	13	7	20	5	15	5
09:15	13	5	10	6	10	5	18	4	10	1	12	4
09:30	15	4	19	2	10	4	8	2	8	5	12	3
09:45	16	2	16	2	14	8	10	1	13	3	14	3
10:00	8	2	11	1	7	3	13	6	15	8	11	4
10:15	10	3	9	1	10	3	9	4	5	6	9	3
10:30	8	0	13	2	12	1	10	1	5	6	10	2
10:45	5	1	12	1	9	1	12	3	13	2	10	2
11:00	9	1	14	4	6	3	9	2	9	1	9	2
11:15	8	1	9	3	10	3	11	4	11	1	10	2
11:30	9	0	12	0	8	0	22	2	13	4	13	1
11:45	11	1	11	1	8	1	18	0	7	0	11	1
<b>Totals</b>	<b>247</b>	<b>386</b>	<b>275</b>	<b>390</b>	<b>253</b>	<b>438</b>	<b>290</b>	<b>401</b>	<b>241</b>	<b>415</b>	<b>261</b>	<b>406</b>
<b>Day Total</b>	<b>633</b>	<b>665</b>	<b>665</b>	<b>691</b>	<b>691</b>	<b>691</b>	<b>691</b>	<b>691</b>	<b>656</b>	<b>656</b>	<b>667</b>	<b>667</b>
<b>AM Pct</b>	<b>39.0%</b>	<b>41.4%</b>	<b>41.4%</b>	<b>36.6%</b>	<b>42.0%</b>	<b>36.7%</b>	<b>39.1%</b>	<b>39.1%</b>	<b>36.7%</b>	<b>39.1%</b>	<b>39.1%</b>	<b>39.1%</b>
<b>Peak Hour</b>	9:00	18:30	9:00	18:15	9:00	18:30	9:00	18:30	8:45	17:30	9:00	18:30
<b>Peak Volume</b>	712	342	778	436	773	493	746	397	752	389	749	400
<b>P.H.F</b>	0.9368	0.9396	0.8493	0.9561	0.9159	0.9337	0.9279	0.8941	0.9495	0.8037	0.9512	0.9496

**AECOM**

<b>7:00-8:00 AM</b>	57	40	51	47	39	47
<b>7:15-8:15 AM</b>	69	48	59	58	43	55
<b>7:30-8:30 AM</b>	69	57	56	69	39	58
<b>7:45-8:45 AM</b>	62	67	65	77	54	65
<b>8:00-9:00 AM</b>	54	64	68	70	59	63

<b>4:00-5:00 PM</b>	63	48	51	35	52	50
<b>4:15-5:15 PM</b>	53	47	59	27	55	48
<b>4:30-5:30 PM</b>	45	45	68	36	51	49
<b>4:45-5:45 PM</b>	45	49	67	48	43	50
<b>5:00-6:00 PM</b>	43	46	64	49	44	49

Client: AECOM  
 File Number:  
 Route: 14  
 Location: 0

Site Ref: 14  
 Direction: EB

Count Time	4/24/2023		4/25/2023		4/26/2023		4/27/2023		4/28/2023		Average	
	AM	PM	AM	PM	AM	PM	AM	PM	AM	PM	AM	PM
00:00	1	11	0	8	0	13	0	17	0	10	0	12
00:15	2	10	1	13	1	14	0	15	2	7	1	12
00:30	0	4	0	14	1	14	1	23	1	13	1	14
00:45	0	10	0	14	2	12	0	7	1	16	1	12
01:00	1	10	0	10	0	13	0	10	0	11	0	11
01:15	0	13	0	6	0	13	0	16	1	10	0	12
01:30	1	8	0	11	0	15	0	11	1	11	0	11
01:45	0	11	0	10	0	12	1	7	0	12	0	10
02:00	0	12	0	14	0	20	0	14	0	14	0	15
02:15	0	14	0	20	2	16	1	15	0	16	1	16
02:30	2	10	3	13	4	16	4	10	3	9	3	12
02:45	0	14	0	9	1	12	0	9	1	17	0	12
03:00	0	12	0	13	0	14	0	16	0	17	0	14
03:15	0	12	0	7	0	14	0	24	0	21	0	16
03:30	0	13	0	15	1	16	0	14	0	9	0	13
03:45	0	15	0	16	0	13	0	19	0	8	0	14
04:00	1	21	0	17	0	14	0	14	0	13	0	16
04:15	0	18	0	12	0	18	0	17	0	20	0	17
04:30	0	12	0	20	0	12	0	10	0	19	0	15
04:45	1	13	1	18	1	17	2	9	1	25	1	16
05:00	2	24	0	20	0	19	1	17	1	15	1	19
05:15	0	13	1	19	0	15	1	14	1	19	1	16
05:30	0	15	2	15	2	11	1	22	0	8	1	14
05:45	0	19	0	13	0	16	1	16	0	10	0	15
06:00	1	16	0	20	0	17	1	11	1	8	1	14
06:15	2	12	1	14	1	8	0	15	0	17	1	13
06:30	0	6	2	12	1	10	3	15	4	12	2	11
06:45	2	8	1	7	2	14	5	11	2	8	2	10
07:00	6	4	4	8	4	9	6	13	2	10	4	9
07:15	6	7	3	9	6	5	7	10	7	7	6	8
07:30	11	11	8	9	12	3	14	8	13	5	12	7
07:45	24	5	27	9	30	5	21	2	23	10	25	6
08:00	16	9	14	7	14	6	16	2	11	5	14	6
08:15	13	8	14	5	9	7	7	4	10	6	11	6
08:30	18	2	20	6	19	7	15	3	19	6	18	5
08:45	9	3	19	7	22	8	18	5	20	3	18	5
09:00	9	1	7	4	12	2	9	2	12	5	10	3
09:15	18	3	14	5	8	7	15	1	10	3	13	4
09:30	13	2	10	10	14	2	14	1	11	2	12	3
09:45	13	3	19	2	13	5	14	0	12	3	14	3
10:00	12	6	7	2	6	2	5	0	13	2	9	2
10:15	12	1	12	1	12	4	15	5	12	3	13	3
10:30	11	2	14	2	16	3	11	3	6	4	12	3
10:45	7	0	20	1	11	1	12	3	22	2	14	1
11:00	14	0	9	1	6	2	16	1	8	2	11	1
11:15	11	0	9	0	7	0	7	1	11	1	9	0
11:30	17	0	14	0	11	0	9	0	17	2	14	0
11:45	19	0	13	1	6	0	19	1	13	0	14	0
<b>Totals</b>	<b>275</b>	<b>423</b>	<b>269</b>	<b>469</b>	<b>257</b>	<b>476</b>	<b>272</b>	<b>463</b>	<b>272</b>	<b>456</b>	<b>269</b>	<b>457</b>
<b>Day Total</b>	<b>698</b>	<b>738</b>	<b>733</b>	<b>733</b>	<b>735</b>	<b>728</b>	<b>728</b>	<b>726</b>				

<b>AM Pct</b>	39.4%	36.4%	35.1%	37.0%	37.4%	37.0%
<b>Peak Hour</b>	9:00	18:30	9:00	18:15	9:00	18:30
<b>Peak Volume</b>	712	342	778	436	773	493
<b>P.H.F</b>	0.9368	0.9396	0.8493	0.9561	0.9159	0.9337

**AECOM**

<b>7:00-8:00 AM</b>	47	42	52	48	45	47
<b>7:15-8:15 AM</b>	57	52	62	58	54	57
<b>7:30-8:30 AM</b>	64	63	65	58	57	61
<b>7:45-8:45 AM</b>	71	75	72	59	63	68
<b>8:00-9:00 AM</b>	56	67	64	56	60	61

<b>4:00-5:00 PM</b>	64	67	61	50	77	64
<b>4:15-5:15 PM</b>	67	70	66	53	79	67
<b>4:30-5:30 PM</b>	62	77	63	50	78	66
<b>4:45-5:45 PM</b>	65	72	62	62	67	66
<b>5:00-6:00 PM</b>	71	67	61	69	52	64

Client: AECOM  
 File Number:  
 Route: 15  
 Location: 0

Site Ref: 15  
 Direction: NB

Count Time	4/24/2023		4/25/2023		4/26/2023		4/27/2023		4/28/2023		Average	
	AM	PM	AM	PM	AM	PM	AM	PM	AM	PM	AM	PM
00:00	0	4	0	2	0	1	0	1	1	1	0	2
00:15	0	5	0	2	0	4	0	1	1	3	0	3
00:30	0	2	0	5	0	1	0	3	0	6	0	3
00:45	0	5	0	2	0	3	0	3	0	3	0	3
01:00	0	1	0	2	0	4	0	2	0	3	0	2
01:15	0	1	0	3	1	1	0	3	0	5	0	3
01:30	0	0	0	5	0	2	0	1	0	3	0	2
01:45	0	1	0	5	0	1	0	4	0	2	0	3
02:00	0	2	1	3	0	1	0	1	0	2	0	2
02:15	0	1	0	1	0	2	0	4	0	2	0	2
02:30	0	2	0	0	0	2	0	0	0	3	0	1
02:45	0	5	0	2	0	2	0	2	0	4	0	3
03:00	0	6	0	2	0	4	0	4	0	1	0	3
03:15	0	4	0	6	0	3	0	6	0	3	0	4
03:30	0	2	0	0	0	1	0	5	0	4	0	2
03:45	0	1	0	1	0	2	0	4	0	4	0	2
04:00	1	5	0	3	0	5	0	1	0	0	0	3
04:15	0	1	0	2	0	5	1	3	0	7	0	4
04:30	0	1	0	2	0	2	0	1	0	2	0	2
04:45	0	3	0	3	1	4	0	2	0	6	0	4
05:00	1	0	0	2	0	3	0	3	0	0	0	2
05:15	0	1	0	1	0	1	0	0	0	0	0	1
05:30	0	6	0	0	2	0	1	2	1	2	1	2
05:45	0	2	0	2	1	0	0	2	1	6	0	2
06:00	0	1	1	1	0	3	1	4	0	3	0	2
06:15	0	4	1	1	0	2	0	2	0	0	0	2
06:30	1	4	0	0	0	1	0	0	0	0	0	1
06:45	2	0	6	2	3	1	4	1	2	1	3	1
07:00	4	2	4	0	1	0	4	2	6	2	4	1
07:15	3	1	4	4	6	1	6	1	6	0	5	1
07:30	3	0	3	3	1	0	6	4	4	0	3	1
07:45	4	2	1	1	8	1	5	1	9	0	5	1
08:00	1	1	4	1	4	1	6	0	3	0	4	1
08:15	4	1	4	1	4	3	4	3	4	0	4	2
08:30	2	1	3	0	4	1	6	1	5	3	4	1
08:45	2	1	3	0	2	1	2	3	2	1	2	1
09:00	6	3	2	1	7	0	5	1	3	1	5	1
09:15	2	0	2	2	3	0	8	0	6	0	4	0
09:30	5	0	1	1	3	0	3	1	5	0	3	0
09:45	5	0	3	0	1	0	3	4	2	0	3	1
10:00	4	0	1	0	2	2	1	2	2	0	2	1
10:15	1	0	2	0	1	1	5	2	4	1	3	1
10:30	0	1	2	0	8	0	2	0	4	1	3	0
10:45	4	1	3	0	7	0	4	0	4	0	4	0
11:00	2	1	3	0	2	0	3	0	2	0	2	0
11:15	2	1	1	0	1	0	1	0	2	2	1	1
11:30	3	0	0	0	1	0	1	0	2	0	1	0
11:45	3	1	5	0	4	0	5	1	4	0	4	0
<b>Totals</b>	<b>65</b>	<b>87</b>	<b>60</b>	<b>74</b>	<b>78</b>	<b>72</b>	<b>87</b>	<b>91</b>	<b>85</b>	<b>87</b>	<b>75</b>	<b>82</b>
<b>Day Total</b>	<b>152</b>		<b>134</b>		<b>150</b>		<b>178</b>		<b>172</b>		<b>157</b>	
<b>AM Pct</b>	<b>42.8%</b>		<b>44.8%</b>		<b>52.0%</b>		<b>48.9%</b>		<b>49.4%</b>		<b>47.7%</b>	
<b>Peak Hour</b>	9:00	18:30	9:00	18:15	9:00	18:30	9:00	18:30	8:45	17:30	9:00	18:30
<b>Peak Volume</b>	712	342	778	436	773	493	746	397	752	389	749	400
<b>P.H.F</b>	0.9368	0.9396	0.8493	0.9561	0.9159	0.9337	0.9279	0.8941	0.9495	0.8037	0.9512	0.9496

**AECOM**

<b>7:00-8:00 AM</b>	14	12	16	21	25	18
<b>7:15-8:15 AM</b>	11	12	19	23	22	17
<b>7:30-8:30 AM</b>	12	12	17	21	20	16
<b>7:45-8:45 AM</b>	11	12	20	21	21	17
<b>8:00-9:00 AM</b>	9	14	14	18	14	14
<b>4:00-5:00 PM</b>	10	10	16	7	15	12
<b>4:15-5:15 PM</b>	5	9	14	9	15	10
<b>4:30-5:30 PM</b>	5	8	10	6	8	7
<b>4:45-5:45 PM</b>	10	6	8	7	8	8
<b>5:00-6:00 PM</b>	9	5	4	7	8	7

Client: AECOM  
 File Number:  
 Route: 15  
 Location: 0

Site Ref: 15  
 Direction: SB

Count Time	4/24/2023		4/25/2023		4/26/2023		4/27/2023		4/28/2023		Average	
	AM	PM	AM	PM	AM	PM	AM	PM	AM	PM	AM	PM
00:00	0	1	0	1	0	2	0	2	0	1	0	1
00:15	0	2	0	2	0	3	0	2	0	2	0	2
00:30	0	0	0	1	0	4	0	0	0	1	0	1
00:45	0	1	0	0	1	1	0	2	0	5	0	2
01:00	0	1	0	1	0	2	0	1	0	2	0	1
01:15	0	0	0	5	0	1	0	2	0	3	0	2
01:30	0	3	0	1	1	1	0	1	0	2	0	2
01:45	0	1	0	2	0	2	0	1	0	2	0	2
02:00	0	2	1	2	0	1	0	2	0	2	0	2
02:15	0	0	0	2	0	2	0	2	0	0	0	1
02:30	0	1	0	3	0	2	0	2	0	1	0	2
02:45	0	3	0	1	0	2	0	0	0	1	0	1
03:00	0	4	0	0	0	1	0	0	0	2	0	1
03:15	0	1	0	1	0	6	0	1	0	5	0	3
03:30	0	0	0	2	0	4	0	4	0	0	0	2
03:45	0	5	0	3	0	5	0	1	0	1	0	3
04:00	0	1	0	4	0	1	0	0	0	0	0	1
04:15	1	4	0	2	0	1	0	0	1	7	0	3
04:30	0	1	0	6	0	3	0	3	0	3	0	3
04:45	0	0	0	1	0	1	0	3	0	2	0	1
05:00	0	3	0	1	1	0	0	0	0	1	0	1
05:15	2	0	2	1	2	1	0	2	2	2	2	1
05:30	0	1	0	2	1	6	1	4	1	1	1	3
05:45	0	4	0	2	0	3	0	6	0	2	0	3
06:00	0	0	0	1	0	1	0	5	0	4	0	2
06:15	0	1	0	2	0	2	0	1	0	2	0	2
06:30	0	1	0	0	0	0	0	2	0	1	0	1
06:45	0	0	1	2	0	1	2	0	0	1	1	1
07:00	3	3	0	2	1	1	2	0	2	1	2	1
07:15	1	0	1	0	2	0	0	0	1	1	1	0
07:30	1	0	0	0	0	0	1	1	0	1	0	0
07:45	0	1	1	2	1	1	2	0	1	1	1	1
08:00	0	0	3	0	0	1	1	1	0	1	1	1
08:15	1	0	0	1	5	1	1	1	0	1	1	1
08:30	0	1	0	0	0	0	2	0	2	1	1	0
08:45	0	0	2	0	3	1	2	0	0	2	1	1
09:00	0	0	0	0	2	0	0	0	2	0	1	0
09:15	1	0	4	1	2	0	2	1	2	1	2	1
09:30	3	0	1	0	1	0	4	0	3	1	2	0
09:45	0	0	1	0	2	1	1	0	0	1	1	0
10:00	2	1	2	0	0	1	1	1	2	0	1	1
10:15	0	0	0	1	3	0	4	4	1	0	2	1
10:30	1	0	2	0	6	0	2	0	2	0	3	0
10:45	4	0	1	0	2	2	3	0	4	0	3	0
11:00	1	1	3	0	3	0	3	0	0	0	2	0
11:15	2	0	5	0	0	0	2	1	2	0	2	0
11:30	3	0	0	0	4	0	5	0	1	0	3	0
11:45	3	0	1	0	2	0	1	0	0	0	1	0
<b>Totals</b>	<b>29</b>	<b>48</b>	<b>31</b>	<b>58</b>	<b>45</b>	<b>68</b>	<b>42</b>	<b>59</b>	<b>29</b>	<b>68</b>	<b>35</b>	<b>60</b>
<b>Day Total</b>	<b>77</b>		<b>89</b>		<b>113</b>		<b>101</b>		<b>97</b>		<b>95</b>	
<b>AM Pct</b>	<b>37.7%</b>		<b>34.8%</b>		<b>39.8%</b>		<b>41.6%</b>		<b>29.9%</b>		<b>36.9%</b>	
Peak Hour	9:00	18:30	9:00	18:15	9:00	18:30	9:00	18:30	8:45	17:30	9:00	18:30
Peak Volume	712	342	778	436	773	493	746	397	752	389	749	400
P.H.F	0.9368	0.9396	0.8493	0.9561	0.9159	0.9337	0.9279	0.8941	0.9495	0.8037	0.9512	0.9496

**AECOM**

<b>7:00-8:00 AM</b>	5	2	4	5	4	4
<b>7:15-8:15 AM</b>	2	5	3	4	2	3
<b>7:30-8:30 AM</b>	2	4	6	5	1	4
<b>7:45-8:45 AM</b>	1	4	6	6	3	4
<b>8:00-9:00 AM</b>	1	5	8	6	2	4

<b>4:00-5:00 PM</b>	6	13	6	6	12	9
<b>4:15-5:15 PM</b>	8	10	5	6	13	8
<b>4:30-5:30 PM</b>	4	9	5	8	8	7
<b>4:45-5:45 PM</b>	4	5	8	9	6	6
<b>5:00-6:00 PM</b>	8	6	10	12	6	8

Client: AECOM  
 File Number:  
 Route: 16  
 Location: 0

Site Ref: 16  
 Direction: EB

Count Time	4/24/2023		4/25/2023		4/26/2023		4/27/2023		4/28/2023		Average	
	AM	PM	AM	PM	AM	PM	AM	PM	AM	PM	AM	PM
00:00	0	34	2	52	3	49	6	40	17	45	6	44
00:15	0	34	6	35	1	44	6	38	5	36	4	37
00:30	0	37	0	42	5	32	2	32	6	48	3	38
00:45	0	29	3	34	8	30	5	36	19	38	7	33
01:00	0	29	2	40	4	25	2	27	4	43	2	33
01:15	0	31	3	42	4	23	2	23	12	37	4	31
01:30	0	32	0	57	3	32	5	30	3	38	2	38
01:45	0	41	1	36	1	25	1	30	5	44	2	35
02:00	0	22	1	31	3	32	1	33	4	42	2	32
02:15	0	24	1	35	1	33	0	28	4	58	1	36
02:30	0	28	0	28	1	32	0	23	1	46	0	31
02:45	0	48	0	35	0	37	0	34	1	58	0	42
03:00	0	36	1	41	0	38	0	35	1	39	0	38
03:15	0	32	1	26	0	29	1	35	0	58	0	36
03:30	0	47	1	41	1	39	1	41	0	42	1	42
03:45	0	39	1	38	0	41	1	31	0	42	0	38
04:00	0	39	0	41	1	37	1	47	0	72	0	47
04:15	1	38	1	48	1	42	0	42	3	57	1	45
04:30	1	29	0	47	1	27	4	44	2	67	2	43
04:45	6	45	6	46	2	51	5	40	1	52	4	47
05:00	1	29	2	38	4	57	3	37	6	43	3	41
05:15	6	35	5	40	6	45	6	46	5	48	6	43
05:30	10	42	12	40	9	38	8	52	16	60	11	46
05:45	12	53	16	68	17	47	20	53	18	58	17	56
06:00	18	48	9	45	12	39	18	57	17	47	15	47
06:15	16	50	16	44	19	42	12	51	19	48	16	47
06:30	27	25	23	41	20	36	24	45	17	49	22	39
06:45	33	50	26	48	27	45	24	38	21	65	26	49
07:00	19	44	23	29	26	28	18	31	22	61	22	39
07:15	34	48	40	33	18	30	24	29	36	48	30	38
07:30	43	29	44	31	45	34	51	41	24	32	41	33
07:45	65	27	63	24	51	24	54	44	46	36	56	31
08:00	59	23	60	21	59	29	58	31	58	24	59	26
08:15	72	12	71	20	67	24	66	23	50	30	65	22
08:30	58	28	83	20	78	23	59	33	59	36	67	28
08:45	82	9	69	19	63	22	63	29	73	23	70	20
09:00	64	23	81	21	81	20	61	24	46	37	67	25
09:15	49	21	74	18	53	11	57	27	56	19	58	19
09:30	49	7	46	19	45	32	44	24	41	14	45	19
09:45	55	22	47	16	34	14	58	26	42	27	47	21
10:00	36	10	55	19	36	10	34	17	33	28	39	17
10:15	42	12	50	16	46	12	45	23	37	25	44	18
10:30	39	12	36	11	46	10	41	19	29	25	38	15
10:45	27	12	42	10	46	7	44	15	39	15	40	12
11:00	33	9	33	11	39	10	28	13	34	18	33	12
11:15	40	11	43	7	39	9	46	12	33	12	40	10
11:30	29	5	35	7	29	4	39	14	43	14	35	9
11:45	35	6	43	5	36	11	44	12	42	10	40	9
<b>Totals</b>	<b>1061</b>	<b>1396</b>	<b>1177</b>	<b>1516</b>	<b>1091</b>	<b>1411</b>	<b>1092</b>	<b>1555</b>	<b>1050</b>	<b>1914</b>	<b>1094</b>	<b>1558</b>
<b>Day Total</b>	<b>2457</b>	<b>2693</b>	<b>2693</b>	<b>2502</b>	<b>2647</b>	<b>2647</b>	<b>2964</b>	<b>2964</b>	<b>2653</b>			

<b>AM Pct</b>	43.2%	43.7%	43.6%	41.3%	35.4%	41.3%
<b>Peak Hour</b>	9:00	18:30	9:00	18:15	9:00	18:30
<b>Peak Volume</b>	712	342	778	436	773	493
<b>P.H.F</b>	0.9368	0.9396	0.8493	0.9561	0.9159	0.9337

**AECOM**

<b>7:00-8:00 AM</b>	161	170	140	147	128	149
<b>7:15-8:15 AM</b>	201	207	173	187	164	186
<b>7:30-8:30 AM</b>	239	238	222	229	178	221
<b>7:45-8:45 AM</b>	254	277	255	237	213	247
<b>8:00-9:00 AM</b>	271	283	267	246	240	261

<b>4:00-5:00 PM</b>	151	182	157	173	248	182
<b>4:15-5:15 PM</b>	141	179	177	163	219	176
<b>4:30-5:30 PM</b>	138	171	180	167	210	173
<b>4:45-5:45 PM</b>	151	164	191	175	203	177
<b>5:00-6:00 PM</b>	159	186	187	188	209	186



Client: AECOM  
 File Number:  
 Route: 16  
 Location: 0

Site Ref: 16  
 Direction: WB

Count Time	4/24/2023		4/25/2023		4/26/2023		4/27/2023		4/28/2023		Average	
	AM	PM	AM	PM	AM	PM	AM	PM	AM	PM	AM	PM
00:00	0	32	7	33	5	32	8	40	14	37	7	35
00:15	0	31	5	32	5	43	3	36	3	57	3	40
00:30	0	35	4	38	4	40	8	49	8	41	5	41
00:45	0	35	2	33	2	34	1	34	12	51	3	37
01:00	0	37	3	41	4	39	0	34	9	69	3	44
01:15	0	46	3	59	5	60	1	47	12	46	4	52
01:30	0	31	3	45	3	50	2	47	2	62	2	47
01:45	0	44	1	44	1	42	3	36	3	36	2	40
02:00	0	43	0	42	2	35	3	56	0	53	1	46
02:15	0	64	1	60	1	43	2	45	3	70	1	56
02:30	0	63	4	61	1	76	2	50	6	61	3	62
02:45	0	73	0	64	2	60	2	65	2	84	1	69
03:00	0	70	0	62	3	68	1	63	1	82	1	69
03:15	0	75	0	62	1	76	0	63	0	64	0	68
03:30	0	45	1	49	0	70	1	58	2	104	1	65
03:45	0	68	2	64	1	70	1	53	0	62	1	63
04:00	0	60	0	64	0	66	2	78	2	76	1	69
04:15	0	74	1	68	0	71	0	75	4	91	1	76
04:30	0	81	1	90	0	95	1	88	0	95	0	90
04:45	2	78	2	91	3	75	2	78	1	93	2	83
05:00	1	77	1	89	3	59	1	104	1	102	1	86
05:15	0	76	4	76	2	87	2	91	2	96	2	85
05:30	3	87	3	83	1	75	4	80	3	66	3	78
05:45	3	90	2	94	3	85	4	92	3	102	3	93
06:00	5	86	4	84	2	81	4	86	5	90	4	85
06:15	9	63	8	75	6	63	4	91	6	80	7	74
06:30	8	56	5	74	7	69	5	72	13	78	8	70
06:45	7	45	12	64	10	68	10	59	9	84	10	64
07:00	9	60	16	51	13	59	6	60	7	69	10	60
07:15	14	60	9	59	17	67	10	67	12	55	12	62
07:30	21	43	17	48	16	44	25	53	24	66	21	51
07:45	19	41	23	44	21	35	38	36	24	46	25	40
08:00	28	43	26	39	24	35	23	42	26	46	25	41
08:15	20	39	27	32	33	31	29	55	23	46	26	41
08:30	34	41	35	47	37	25	28	31	25	52	32	39
08:45	25	19	58	28	33	33	34	49	38	86	38	43
09:00	40	27	30	23	34	43	28	46	38	62	34	40
09:15	34	24	27	23	30	28	42	36	29	63	32	35
09:30	28	44	33	27	30	38	29	41	46	42	33	38
09:45	32	44	26	33	30	34	26	24	36	31	30	33
10:00	29	19	20	25	17	25	23	29	22	33	22	26
10:15	31	19	24	14	39	11	40	33	35	32	34	22
10:30	34	14	45	17	22	16	34	24	47	35	36	21
10:45	31	8	27	14	27	10	39	14	40	23	33	14
11:00	31	5	28	17	22	8	29	21	43	20	31	14
11:15	24	5	32	6	43	15	42	13	50	25	38	13
11:30	25	7	33	6	30	10	38	8	31	14	31	9
11:45	26	7	41	14	30	8	42	11	57	10	39	10
<b>Totals</b>	<b>573</b>	<b>2234</b>	<b>656</b>	<b>2308</b>	<b>625</b>	<b>2307</b>	<b>682</b>	<b>2463</b>	<b>779</b>	<b>2888</b>	<b>663</b>	<b>2440</b>
<b>Day Total</b>	<b>2807</b>	<b>2964</b>	<b>2932</b>	<b>3145</b>	<b>3145</b>	<b>3667</b>	<b>3103</b>					

<b>AM Pct</b>	20.4%	22.1%	21.3%	21.7%	21.2%	21.4%
<b>Peak Hour</b>	9:00	18:30	9:00	18:15	9:00	18:30
<b>Peak Volume</b>	712	342	778	436	773	493
<b>P.H.F</b>	0.9368	0.9396	0.8493	0.9561	0.9159	0.9337

**AECOM**

<b>7:00-8:00 AM</b>	63	65	67	79	67	68
<b>7:15-8:15 AM</b>	82	75	78	96	86	83
<b>7:30-8:30 AM</b>	88	93	94	115	97	97
<b>7:45-8:45 AM</b>	101	111	115	118	98	109
<b>8:00-9:00 AM</b>	107	146	127	114	112	121

<b>4:00-5:00 PM</b>	293	313	307	319	355	317
<b>4:15-5:15 PM</b>	310	338	300	345	381	335
<b>4:30-5:30 PM</b>	312	346	316	361	386	344
<b>4:45-5:45 PM</b>	318	339	296	353	357	333
<b>5:00-6:00 PM</b>	330	342	306	367	366	342

Client: AECOM

Site Ref: 01

File Number:

Direction: NB

Route: Campus Drive

Location: Between Junipero Serra Blvd & Golf Club Driveway

Count Date	5/1/2023		5/2/2023		5/3/2023		5/4/2023		5/5/2023		Average	
	AM	PM	AM	PM	AM	PM	AM	PM	AM	PM	AM	PM
00:00	5	63	2	68	6	62	9	84	12	80	7	71
00:15	4	68	3	59	2	84	5	53	2	79	3	69
00:30	5	63	3	63	0	60	3	66	6	71	3	65
00:45	4	70	5	78	5	71	1	78	5	83	4	76
01:00	2	62	3	82	1	59	3	65	5	74	3	68
01:15	2	69	4	56	4	102	1	71	8	94	4	78
01:30	2	58	2	57	3	66	3	76	3	77	3	67
01:45	4	66	1	61	5	51	2	65	3	71	3	63
02:00	1	73	2	45	2	47	3	57	3	83	2	61
02:15	1	78	0	69	2	92	2	63	2	102	1	81
02:30	2	77	0	74	2	52	1	64	4	66	2	67
02:45	2	65	2	64	3	60	2	60	3	77	2	65
03:00	1	57	1	61	2	72	2	68	1	71	1	66
03:15	1	62	2	69	0	52	1	58	1	91	1	66
03:30	3	70	3	68	4	85	3	66	2	68	3	71
03:45	11	61	9	58	6	74	5	61	10	85	8	68
04:00	2	59	4	70	6	64	4	66	5	86	4	69
04:15	9	68	8	76	11	74	11	71	10	84	10	75
04:30	17	75	14	65	10	64	14	80	12	91	13	75
04:45	12	76	16	79	22	80	22	94	18	66	18	79
05:00	23	52	16	83	17	50	13	64	9	66	16	63
05:15	23	52	31	53	27	59	31	88	26	69	28	64
05:30	54	57	56	69	50	77	56	75	43	64	52	68
05:45	93	88	86	106	83	84	83	91	83	94	86	93
06:00	57	75	63	94	56	83	60	83	55	77	58	82
06:15	78	87	92	91	99	84	96	76	79	79	89	83
06:30	96	56	97	67	90	68	78	97	84	47	89	67
06:45	87	50	93	67	110	63	111	51	84	66	97	59
07:00	96	56	89	43	90	36	84	52	80	51	88	48
07:15	95	37	110	38	121	39	112	47	107	47	109	42
07:30	107	21	133	46	131	37	134	33	119	31	125	34
07:45	127	37	172	36	138	37	164	35	140	27	148	34
08:00	176	19	208	24	182	23	178	26	166	36	182	26
08:15	173	36	169	22	192	33	182	25	141	29	171	29
08:30	194	21	184	18	205	23	207	17	159	20	190	20
08:45	190	24	205	20	173	19	209	27	172	30	190	24
09:00	201	14	178	22	181	18	151	24	148	30	172	22
09:15	149	15	131	13	150	13	131	19	137	18	140	16
09:30	110	14	127	12	134	17	117	25	100	16	118	17
09:45	110	18	157	16	123	19	138	16	135	16	133	17
10:00	105	15	140	21	112	21	114	11	96	15	113	17
10:15	104	16	105	14	110	12	104	17	101	17	105	15
10:30	78	11	98	15	90	9	89	11	91	17	89	13
10:45	91	6	82	7	87	10	86	13	82	13	86	10
11:00	78	6	61	13	78	9	76	15	83	14	75	11
11:15	79	6	81	9	73	7	79	8	78	16	78	9
11:30	79	10	76	6	72	4	81	13	88	11	79	9
11:45	73	6	84	4	63	5	76	11	94	9	78	7
<b>Totals</b>	<b>3016</b>	<b>2245</b>	<b>3208</b>	<b>2351</b>	<b>3133</b>	<b>2330</b>	<b>3137</b>	<b>2436</b>	<b>2895</b>	<b>2624</b>	<b>3078</b>	<b>2397</b>
<b>Day Total</b>	<b>5261</b>		<b>5559</b>		<b>5463</b>		<b>5573</b>		<b>5519</b>		<b>5475</b>	
<b>AM Pct</b>	<b>57.3%</b>		<b>57.7%</b>		<b>57.3%</b>		<b>56.3%</b>		<b>52.5%</b>		<b>56.2%</b>	
Peak Hour	9:00	18:30	9:00	18:15	9:00	18:30	9:00	18:30	8:45	17:30	9:00	18:30
Peak Volume	712	342	778	436	773	493	746	397	752	389	749	400
P.H.F	0.9368	0.9396	0.8493	0.9561	0.9159	0.9337	0.9279	0.8941	0.9495	0.8037	0.9512	0.9496

**AECOM**

<b>7:00-8:00 AM</b>	425	504	480	494	446	470
<b>7:15-8:15 AM</b>	505	623	572	588	532	564
<b>7:30-8:30 AM</b>	583	682	643	658	566	626
<b>7:45-8:45 AM</b>	670	733	717	731	606	691
<b>8:00-9:00 AM</b>	733	766	752	776	638	733

<b>4:00-5:00 PM</b>	278	290	282	311	327	298
<b>4:15-5:15 PM</b>	271	303	268	309	307	292
<b>4:30-5:30 PM</b>	255	280	253	326	292	281
<b>4:45-5:45 PM</b>	237	284	266	321	265	275
<b>5:00-6:00 PM</b>	249	311	270	318	293	288

Client: AECOM

Site Ref: 01

File Number:

Direction: SB

Route: Campus Drive

Location: Between Junipero Serra Blvd & Golf Club Driveway

Count Date	5/1/2023		5/2/2023		5/3/2023		5/4/2023		5/5/2023		Average	
	AM	PM	AM	PM	AM	PM	AM	PM	AM	PM	AM	PM
00:00	5	66	8	62	5	76	10	68	9	81	7	71
00:15	2	53	4	68	6	69	7	69	19	66	8	65
00:30	5	65	4	64	8	62	12	71	8	73	7	67
00:45	5	55	4	59	4	63	3	45	4	78	4	60
01:00	2	64	2	61	4	81	2	52	5	104	3	72
01:15	3	80	6	83	4	92	1	77	2	80	3	82
01:30	3	80	2	98	2	90	5	92	4	126	3	97
01:45	1	83	2	117	6	89	1	109	7	122	3	104
02:00	3	126	3	118	6	101	5	99	4	116	4	112
02:15	3	117	4	105	7	128	8	132	10	136	6	124
02:30	4	128	16	132	18	133	13	139	11	183	12	143
02:45	1	135	0	152	1	142	0	141	2	134	1	141
03:00	1	129	3	152	4	128	1	161	3	153	2	145
03:15	1	143	3	137	2	149	2	134	0	155	2	144
03:30	1	165	2	161	2	141	4	168	2	152	2	157
03:45	1	159	2	159	0	143	1	190	1	138	1	158
04:00	1	157	2	179	2	184	2	192	3	143	2	171
04:15	3	154	0	158	0	158	1	198	4	149	2	163
04:30	8	193	0	239	3	208	4	179	2	179	3	200
04:45	0	163	6	173	2	202	4	222	1	186	3	189
05:00	1	195	3	200	2	220	1	192	3	198	2	201
05:15	2	200	5	209	2	233	3	203	1	194	3	208
05:30	3	204	10	217	6	175	10	193	7	197	7	197
05:45	12	195	10	183	10	163	2	183	9	187	9	182
06:00	7	141	5	137	3	148	10	157	8	141	7	145
06:15	11	127	8	157	11	120	8	138	17	110	11	130
06:30	19	110	15	140	19	152	12	126	19	122	17	130
06:45	16	120	28	140	25	133	19	110	27	98	23	120
07:00	19	100	34	104	31	92	28	95	16	107	26	100
07:15	34	71	34	101	40	88	34	87	30	83	34	86
07:30	66	92	67	95	89	105	57	81	73	80	70	91
07:45	63	68	89	80	90	78	91	66	83	52	83	69
08:00	51	42	57	72	45	69	53	57	44	59	50	60
08:15	49	35	43	49	46	54	44	42	49	55	46	47
08:30	40	44	45	37	30	55	44	37	43	48	40	44
08:45	45	29	39	31	40	39	32	38	45	34	40	34
09:00	32	38	33	61	37	42	38	44	42	39	36	45
09:15	48	22	62	33	45	32	37	36	44	35	47	32
09:30	41	30	46	30	42	29	38	35	60	25	45	30
09:45	34	32	30	31	43	26	42	25	40	36	38	30
10:00	36	30	41	23	37	33	35	24	41	23	38	27
10:15	40	25	60	18	33	18	48	18	41	16	44	19
10:30	35	20	38	22	55	22	43	20	53	15	45	20
10:45	42	9	36	17	33	14	58	20	63	17	46	15
11:00	55	22	47	16	40	21	55	24	53	14	50	19
11:15	58	17	46	9	52	13	68	16	57	12	56	13
11:30	71	14	44	18	58	14	57	17	66	23	59	17
11:45	30	13	46	16	67	9	75	9	47	17	53	13
<b>Totals</b>	<b>1013</b>	<b>4360</b>	<b>1094</b>	<b>4723</b>	<b>1117</b>	<b>4636</b>	<b>1128</b>	<b>4631</b>	<b>1182</b>	<b>4591</b>	<b>1107</b>	<b>4588</b>
<b>Day Total</b>	<b>5373</b>		<b>5817</b>		<b>5753</b>		<b>5759</b>		<b>5773</b>		<b>5695</b>	
<b>AM Pct</b>	<b>18.9%</b>		<b>18.8%</b>		<b>19.4%</b>		<b>19.6%</b>		<b>20.5%</b>		<b>19.4%</b>	
Peak Hour	9:00	18:30	9:00	18:15	9:00	18:30	9:00	18:30	8:45	17:30	9:00	18:30
Peak Volume	712	342	778	436	773	493	746	397	752	389	749	400
P.H.F	0.9368	0.9396	0.8493	0.9561	0.9159	0.9337	0.9279	0.8941	0.9495	0.8037	0.9512	0.9496

**AECOM**

<b>7:00-8:00 AM</b>	182	224	250	210	202	214
<b>7:15-8:15 AM</b>	214	247	264	235	230	238
<b>7:30-8:30 AM</b>	229	256	270	245	249	250
<b>7:45-8:45 AM</b>	203	234	211	232	219	220
<b>8:00-9:00 AM</b>	185	184	161	173	181	177

<b>4:00-5:00 PM</b>	667	749	752	791	657	723
<b>4:15-5:15 PM</b>	705	770	788	791	712	753
<b>4:30-5:30 PM</b>	751	821	863	796	757	798
<b>4:45-5:45 PM</b>	762	799	830	810	775	795
<b>5:00-6:00 PM</b>	794	809	791	771	776	788

Client: AECOM  
 File Number:  
 Route: Stock Farm Rd  
 Location: Between Sand Hill Rd & Oak Rd

Site Ref: 02  
 Direction: EB

Count Date	5/1/2023		5/2/2023		5/3/2023		5/4/2023		5/5/2023		Average	
	AM	PM	AM	PM	AM	PM	AM	PM	AM	PM	AM	PM
00:00	4	45	3	33	3	37	4	49	6	48	4	42
00:15	5	35	4	40	4	58	5	38	4	44	4	43
00:30	1	43	0	48	0	51	3	44	1	47	1	47
00:45	5	49	2	49	1	54	1	43	2	56	2	50
01:00	2	47	1	51	0	50	1	45	3	52	1	49
01:15	0	50	3	49	1	55	4	53	4	56	2	53
01:30	4	39	3	29	2	39	1	48	1	59	2	43
01:45	2	60	1	53	1	40	0	47	0	48	1	50
02:00	2	37	0	37	1	53	1	44	0	42	1	43
02:15	1	50	3	37	2	41	3	39	0	69	2	47
02:30	4	31	0	43	0	50	0	35	0	46	1	41
02:45	1	53	0	51	1	36	1	55	2	49	1	49
03:00	2	28	3	45	3	34	3	48	2	30	3	37
03:15	2	42	4	32	3	35	4	27	2	37	3	35
03:30	3	38	5	45	7	25	5	48	2	39	4	39
03:45	3	44	2	63	1	41	2	51	2	47	2	49
04:00	1	34	3	44	5	47	2	46	4	64	3	47
04:15	5	38	5	55	5	41	6	60	6	54	5	50
04:30	7	42	9	35	8	37	11	38	14	54	10	41
04:45	11	34	7	47	11	47	10	59	7	63	9	50
05:00	13	34	12	47	14	53	13	39	11	54	13	45
05:15	30	42	29	60	35	39	26	44	21	49	28	47
05:30	45	43	43	40	45	45	52	68	38	42	45	48
05:45	74	49	65	48	67	39	71	62	75	48	70	49
06:00	93	44	109	66	106	40	101	64	103	66	102	56
06:15	156	56	161	69	153	70	167	69	145	65	156	66
06:30	142	30	130	34	140	50	129	44	113	44	131	40
06:45	88	29	118	19	101	28	116	24	99	27	104	25
07:00	103	24	104	17	123	30	103	23	73	30	101	25
07:15	133	27	119	17	129	26	128	25	106	39	123	27
07:30	130	15	126	18	117	20	128	14	115	24	123	18
07:45	163	14	181	12	179	18	143	12	139	11	161	13
08:00	130	12	134	19	140	14	109	21	112	12	125	16
08:15	119	10	131	10	129	14	149	11	117	12	129	11
08:30	158	8	128	11	151	9	138	14	118	19	139	12
08:45	143	10	143	9	128	7	155	15	111	9	136	10
09:00	119	13	152	5	123	16	140	18	127	17	132	14
09:15	133	10	122	12	142	13	106	16	108	11	122	12
09:30	105	8	138	13	132	8	102	8	108	11	117	10
09:45	117	7	135	11	102	9	100	10	76	11	106	10
10:00	56	13	89	6	79	6	90	5	62	13	75	9
10:15	55	13	82	4	75	12	72	5	62	10	69	9
10:30	50	9	47	6	54	9	83	11	67	8	60	9
10:45	63	10	56	6	56	9	51	2	58	6	57	7
11:00	52	3	46	6	52	4	41	4	60	6	50	5
11:15	44	4	43	6	63	6	59	6	53	9	52	6
11:30	33	5	39	4	44	2	50	4	59	3	45	4
11:45	36	4	49	3	57	4	55	4	49	5	49	4
<b>Totals</b>	<b>2648</b>	<b>1385</b>	<b>2789</b>	<b>1464</b>	<b>2795</b>	<b>1471</b>	<b>2744</b>	<b>1559</b>	<b>2447</b>	<b>1665</b>	<b>2685</b>	<b>1509</b>
<b>Day Total</b>	<b>4033</b>		<b>4253</b>		<b>4266</b>		<b>4303</b>		<b>4112</b>		<b>4193</b>	
<b>AM Pct</b>	<b>65.7%</b>		<b>65.6%</b>		<b>65.5%</b>		<b>63.8%</b>		<b>59.5%</b>		<b>64.0%</b>	
<b>Peak Hour</b>	9:00	18:30	9:00	18:15	9:00	18:30	9:00	18:30	8:45	17:30	9:00	18:30
<b>Peak Volume</b>	712	342	778	436	773	493	746	397	752	389	749	400
<b>P.H.F</b>	0.9368	0.9396	0.8493	0.9561	0.9159	0.9337	0.9279	0.8941	0.9495	0.8037	0.9512	0.9496

**AECOM**

<b>7:00-8:00 AM</b>	529	530	548	502	433	508
<b>7:15-8:15 AM</b>	556	560	565	508	472	532
<b>7:30-8:30 AM</b>	542	572	565	529	483	538
<b>7:45-8:45 AM</b>	570	574	599	539	486	554
<b>8:00-9:00 AM</b>	550	536	548	551	458	529

<b>4:00-5:00 PM</b>	148	181	172	203	235	188
<b>4:15-5:15 PM</b>	148	184	178	196	225	186
<b>4:30-5:30 PM</b>	152	189	176	180	220	183
<b>4:45-5:45 PM</b>	153	194	184	210	208	190
<b>5:00-6:00 PM</b>	168	195	176	213	193	189

Client: AECOM  
 File Number:  
 Route: Stock Farm Rd  
 Location: Between Sand Hill Rd & Oak Rd

Site Ref: 02  
 Direction: WB

Count Date	5/1/2023		5/2/2023		5/3/2023		5/4/2023		5/5/2023		Average	
	AM	PM	AM	PM	AM	PM	AM	PM	AM	PM	AM	PM
00:00	6	41	12	51	5	37	10	65	15	41	10	47
00:15	5	44	9	41	6	43	8	40	8	47	7	43
00:30	6	42	6	42	8	45	8	45	11	45	8	44
00:45	1	33	1	40	6	33	4	45	3	45	3	39
01:00	4	33	3	51	6	48	4	50	10	63	5	49
01:15	3	52	3	52	3	64	4	42	7	53	4	53
01:30	3	54	2	48	3	59	6	62	4	52	4	55
01:45	1	54	8	59	3	50	4	68	4	60	4	58
02:00	2	49	1	55	3	52	5	50	1	74	2	56
02:15	2	49	4	71	3	56	5	78	2	70	3	65
02:30	2	63	3	70	6	76	3	68	4	75	4	70
02:45	1	78	0	71	1	91	0	72	1	75	1	77
03:00	1	80	0	73	3	99	0	105	0	91	1	90
03:15	0	82	4	98	2	83	1	100	4	109	2	94
03:30	1	106	2	110	1	108	7	99	2	87	3	102
03:45	0	111	0	103	3	104	0	91	1	109	1	104
04:00	4	103	1	96	0	102	1	109	2	112	2	104
04:15	2	116	3	122	3	124	2	128	1	114	2	121
04:30	3	124	5	120	1	105	0	129	1	100	2	116
04:45	3	99	2	139	1	133	1	104	2	116	2	118
05:00	2	140	2	127	3	135	2	129	1	126	2	131
05:15	3	137	3	135	3	143	4	160	4	138	3	143
05:30	3	146	0	132	0	114	3	133	2	109	2	127
05:45	4	110	5	147	3	128	6	113	2	117	4	123
06:00	10	122	4	133	8	114	4	98	5	95	6	112
06:15	7	143	13	117	5	134	9	132	14	107	10	127
06:30	14	113	10	134	16	101	9	129	12	92	12	114
06:45	12	79	11	97	14	72	13	97	15	78	13	85
07:00	11	79	18	69	14	121	17	73	9	87	14	86
07:15	21	88	20	94	22	101	28	99	24	84	23	93
07:30	22	130	40	109	33	123	34	99	25	111	31	114
07:45	32	72	29	72	17	63	28	66	21	63	25	67
08:00	31	51	44	49	32	59	55	56	40	57	40	54
08:15	33	41	46	44	38	58	36	57	21	41	35	48
08:30	38	29	38	33	31	48	35	36	28	31	34	35
08:45	19	26	24	25	24	35	33	37	25	30	25	31
09:00	30	30	30	39	24	37	25	33	38	28	29	33
09:15	32	26	27	35	30	32	26	22	21	22	27	27
09:30	19	30	20	25	34	22	35	24	30	26	28	25
09:45	24	21	33	30	26	25	28	21	29	26	28	25
10:00	21	27	28	24	34	15	22	27	27	26	26	24
10:15	27	18	25	17	31	18	26	14	31	21	28	18
10:30	25	16	37	17	23	22	34	22	32	21	30	20
10:45	14	11	43	9	31	21	39	21	31	18	32	16
11:00	32	17	28	11	31	14	32	17	43	22	33	16
11:15	31	12	31	9	29	21	29	16	31	18	30	15
11:30	34	10	38	16	33	19	38	7	34	11	35	13
11:45	41	12	43	11	35	8	45	13	50	12	43	11
<b>Totals</b>	<b>642</b>	<b>3149</b>	<b>759</b>	<b>3272</b>	<b>691</b>	<b>3315</b>	<b>768</b>	<b>3301</b>	<b>728</b>	<b>3155</b>	<b>718</b>	<b>3238</b>
<b>Day Total</b>	<b>3791</b>		<b>4031</b>		<b>4006</b>		<b>4069</b>		<b>3883</b>		<b>3956</b>	
<b>AM Pct</b>	16.9%		18.8%		17.2%		18.9%		18.7%		18.1%	
<b>Peak Hour</b>	9:00	18:30	9:00	18:15	9:00	18:30	9:00	18:30	8:45	17:30	9:00	18:30
<b>Peak Volume</b>	712	342	778	436	773	493	746	397	752	389	749	400
<b>P.H.F</b>	0.9368	0.9396	0.8493	0.9561	0.9159	0.9337	0.9279	0.8941	0.9495	0.8037	0.9512	0.9496

**AECOM**

<b>7:00-8:00 AM</b>	86	107	86	107	79	93
<b>7:15-8:15 AM</b>	106	133	104	145	110	120
<b>7:30-8:30 AM</b>	118	159	120	153	107	131
<b>7:45-8:45 AM</b>	134	157	118	154	110	135
<b>8:00-9:00 AM</b>	121	152	125	159	114	134

<b>4:00-5:00 PM</b>	442	477	464	470	442	459
<b>4:15-5:15 PM</b>	479	508	497	490	456	486
<b>4:30-5:30 PM</b>	500	521	516	522	480	508
<b>4:45-5:45 PM</b>	522	533	525	526	489	519
<b>5:00-6:00 PM</b>	533	541	520	535	490	524

Client: AECOM  
 File Number:  
 Route: Welch Rd  
 Location: Between Oak Rd & S Pasteur Dr

Site Ref: 03  
 Direction: SB

Count Date	5/1/2023		5/2/2023		5/3/2023		5/4/2023		5/5/2023		Average	
	AM	PM	AM	PM	AM	PM	AM	PM	AM	PM	AM	PM
00:00	1	19	2	34	4	22	7	37	6	23	4	27
00:15	0	27	2	27	2	27	4	39	1	20	2	28
00:30	1	29	3	26	1	32	2	35	4	23	2	29
00:45	1	27	1	29	1	36	1	31	2	27	1	30
01:00	2	25	1	40	2	27	0	42	3	38	2	34
01:15	2	33	1	23	4	24	0	35	2	29	2	29
01:30	1	25	1	36	1	46	0	36	3	31	1	35
01:45	0	23	2	38	0	32	1	29	2	39	1	32
02:00	2	43	4	32	5	39	2	32	2	46	3	38
02:15	2	31	7	40	6	37	5	43	6	41	5	38
02:30	0	37	0	50	0	43	1	43	0	42	0	43
02:45	1	32	1	53	1	30	1	46	0	31	1	38
03:00	0	37	1	45	1	34	0	38	0	45	0	40
03:15	3	32	3	50	1	44	2	25	0	37	2	38
03:30	2	44	1	45	1	49	4	43	3	41	2	44
03:45	1	50	0	51	1	35	1	34	2	39	1	42
04:00	0	48	0	42	1	60	2	63	2	36	1	50
04:15	7	46	4	44	7	43	7	58	3	44	6	47
04:30	9	46	7	49	9	52	9	42	4	50	8	48
04:45	5	39	9	40	8	52	12	49	10	44	9	45
05:00	8	32	10	36	16	47	5	38	15	46	11	40
05:15	13	52	13	53	8	51	8	41	5	43	9	48
05:30	21	42	23	40	21	46	18	46	19	36	20	42
05:45	17	58	21	56	17	42	27	38	33	50	23	49
06:00	38	32	23	30	23	31	24	30	22	42	26	33
06:15	38	31	37	31	34	34	37	25	28	34	35	31
06:30	33	25	37	18	35	29	42	31	32	27	36	26
06:45	29	19	43	24	36	32	26	17	41	21	35	23
07:00	28	24	29	22	28	22	30	27	16	29	26	25
07:15	38	17	22	25	33	26	30	17	25	19	30	21
07:30	30	22	47	32	52	33	51	24	51	24	46	27
07:45	48	13	39	16	44	22	57	21	45	19	47	18
08:00	34	20	43	18	44	14	42	15	35	12	40	16
08:15	46	10	37	16	37	21	42	12	37	12	40	14
08:30	37	13	29	8	28	18	47	8	49	7	38	11
08:45	49	10	47	12	47	4	40	10	55	9	48	9
09:00	51	14	41	7	42	12	42	4	29	10	41	9
09:15	53	6	40	9	45	17	40	11	31	13	42	11
09:30	36	5	38	10	41	5	28	14	35	6	36	8
09:45	41	5	34	8	32	8	41	3	39	8	37	6
10:00	29	8	35	6	29	12	37	8	26	9	31	9
10:15	33	3	27	5	35	6	37	12	40	5	34	6
10:30	23	8	30	7	36	7	27	8	34	5	30	7
10:45	27	4	30	7	35	4	44	3	17	3	31	4
11:00	18	3	39	8	19	8	28	8	33	10	27	7
11:15	27	6	20	6	30	8	34	5	36	5	29	6
11:30	39	7	24	11	30	9	26	11	29	8	30	9
11:45	17	8	28	7	32	4	29	6	29	4	27	6
<b>Totals</b>	<b>941</b>	<b>1190</b>	<b>936</b>	<b>1322</b>	<b>965</b>	<b>1336</b>	<b>1000</b>	<b>1293</b>	<b>941</b>	<b>1242</b>	<b>957</b>	<b>1277</b>
<b>Day Total</b>	<b>2131</b>	<b>2258</b>	<b>2301</b>	<b>2293</b>	<b>2183</b>	<b>2233</b>						

<b>AM Pct</b>	44.2%	41.5%	41.9%	43.6%	43.1%	42.8%						
<b>Peak Hour</b>	9:00	18:30	9:00	18:15	9:00	18:30	9:00	18:30	8:45	17:30	9:00	18:30
<b>Peak Volume</b>	712	342	778	436	773	493	746	397	752	389	749	400
<b>P.H.F</b>	0.9368	0.9396	0.8493	0.9561	0.9159	0.9337	0.9279	0.8941	0.9495	0.8037	0.9512	0.9496

**AECOM**

<b>7:00-8:00 AM</b>	144	137	157	168	137	149
<b>7:15-8:15 AM</b>	150	151	173	180	156	162
<b>7:30-8:30 AM</b>	158	166	177	192	168	172
<b>7:45-8:45 AM</b>	165	148	153	188	166	164
<b>8:00-9:00 AM</b>	166	156	156	171	176	165

<b>4:00-5:00 PM</b>	179	175	207	212	174	189
<b>4:15-5:15 PM</b>	163	169	194	187	184	179
<b>4:30-5:30 PM</b>	169	178	202	170	183	180
<b>4:45-5:45 PM</b>	165	169	196	174	169	175
<b>5:00-6:00 PM</b>	184	185	186	163	175	179

Client: AECOM  
 File Number:  
 Route: Welch Rd  
 Location: Between Oak Rd & S Pasteur Dr

Site Ref: 03  
 Direction: NB

Count Date	5/1/2023		5/2/2023		5/3/2023		5/4/2023		5/5/2023		Average	
	AM	PM	AM	PM	AM	PM	AM	PM	AM	PM	AM	PM
00:00	1	33	3	32	7	30	7	33	10	32	6	32
00:15	7	27	2	33	4	49	4	38	0	34	3	36
00:30	2	52	1	27	1	50	2	35	2	40	2	41
00:45	1	38	2	57	4	49	2	61	4	51	3	51
01:00	2	33	5	33	1	35	1	33	3	33	2	33
01:15	2	26	3	41	5	42	4	36	2	48	3	39
01:30	2	33	5	53	3	31	1	38	5	33	3	38
01:45	2	30	0	36	4	30	0	46	2	36	2	36
02:00	2	28	1	32	1	35	3	29	2	33	2	31
02:15	1	39	14	40	18	36	17	27	19	53	14	39
02:30	2	42	20	43	20	36	22	36	20	52	17	42
02:45	1	37	1	36	2	42	0	36	1	36	1	37
03:00	1	19	2	44	1	46	1	40	4	45	2	39
03:15	3	42	0	44	1	37	2	33	0	45	1	40
03:30	1	47	2	53	2	43	0	42	0	48	1	47
03:45	0	30	0	40	0	35	0	48	1	64	0	43
04:00	0	38	1	30	1	43	1	42	0	35	1	38
04:15	3	50	2	58	4	37	2	41	1	55	2	48
04:30	4	28	3	41	4	46	6	37	4	45	4	39
04:45	2	34	0	48	6	47	4	52	3	44	3	45
05:00	8	40	5	61	3	50	7	58	4	36	5	49
05:15	7	47	6	49	10	50	8	48	7	53	8	49
05:30	10	56	12	46	11	52	7	55	8	49	10	52
05:45	18	37	14	51	13	58	13	50	12	46	14	48
06:00	22	57	18	56	16	54	18	49	21	52	19	54
06:15	36	61	31	72	25	60	23	59	22	73	27	65
06:30	29	53	21	49	34	56	15	41	27	41	25	48
06:45	18	34	28	48	31	28	28	47	26	32	26	38
07:00	28	29	27	42	28	40	30	29	28	35	28	35
07:15	27	49	29	36	31	41	23	33	29	32	28	38
07:30	35	55	42	40	36	37	44	35	40	30	39	39
07:45	34	26	40	28	33	23	37	24	38	36	36	27
08:00	41	16	47	21	43	20	36	33	41	20	42	22
08:15	41	17	56	11	55	17	53	15	40	12	49	14
08:30	50	18	46	13	50	17	42	17	49	14	47	16
08:45	65	11	47	23	38	15	44	17	39	15	47	16
09:00	43	12	36	4	45	15	40	13	43	13	41	11
09:15	45	6	26	6	29	8	45	13	36	10	36	9
09:30	27	7	34	13	37	9	32	10	42	9	34	10
09:45	30	11	31	7	28	13	32	12	19	12	28	11
10:00	37	13	26	12	32	15	27	12	30	13	30	13
10:15	29	6	39	11	54	13	24	5	41	9	37	9
10:30	29	16	33	14	39	11	29	20	30	9	32	14
10:45	35	10	48	8	31	9	39	8	31	7	37	8
11:00	35	9	24	5	24	11	32	10	29	6	29	8
11:15	30	4	31	11	17	6	33	11	26	13	27	9
11:30	35	6	32	10	37	6	36	7	30	7	34	7
11:45	20	6	26	7	36	3	33	6	28	7	29	6
<b>Totals</b>	<b>903</b>	<b>1418</b>	<b>922</b>	<b>1575</b>	<b>955</b>	<b>1536</b>	<b>909</b>	<b>1520</b>	<b>899</b>	<b>1553</b>	<b>918</b>	<b>1520</b>
<b>Day Total</b>	<b>2321</b>	<b>2497</b>	<b>2491</b>	<b>2429</b>	<b>2452</b>	<b>2438</b>						

<b>AM Pct</b>	38.9%	36.9%	38.3%	37.4%	36.7%	37.6%						
<b>Peak Hour</b>	9:00	18:30	9:00	18:15	9:00	18:30	9:00	18:30	8:45	17:30	9:00	18:30
<b>Peak Volume</b>	712	342	778	436	773	493	746	397	752	389	749	400
<b>P.H.F</b>	0.9368	0.9396	0.8493	0.9561	0.9159	0.9337	0.9279	0.8941	0.9495	0.8037	0.9512	0.9496

**AECOM**

<b>7:00-8:00 AM</b>	124	138	128	134	135	132
<b>7:15-8:15 AM</b>	137	158	143	140	148	145
<b>7:30-8:30 AM</b>	151	185	167	170	159	166
<b>7:45-8:45 AM</b>	166	189	181	168	168	174
<b>8:00-9:00 AM</b>	197	196	186	175	169	185

<b>4:00-5:00 PM</b>	150	177	173	172	179	170
<b>4:15-5:15 PM</b>	152	208	180	188	180	182
<b>4:30-5:30 PM</b>	149	199	193	195	178	183
<b>4:45-5:45 PM</b>	177	204	199	213	182	195
<b>5:00-6:00 PM</b>	180	207	210	211	184	198

Client: #REF!  
 File Number:  
 Route: Quarry Rd  
 Location: Between Welch Rd & Campus Drive West

Site Ref: 04  
 Direction: SB

Count Date	5/1/2023		5/2/2023		5/3/2023		5/4/2023		5/5/2023		Average	
Count Time	AM	PM	AM	PM	AM	PM	AM	PM	AM	PM	AM	PM
00:00	0	21	5	25	3	28	3	23	4	25	3	24
00:15	0	28	7	40	3	24	4	31	10	26	5	30
00:30	3	29	6	31	2	38	3	28	3	36	3	32
00:45	0	33	4	32	2	36	3	30	2	37	2	34
01:00	2	40	3	24	2	33	1	36	4	37	2	34
01:15	2	39	4	33	4	39	4	36	2	39	3	37
01:30	2	29	4	26	1	35	2	36	3	37	2	33
01:45	4	32	1	36	5	27	1	37	1	34	2	33
02:00	1	31	1	33	3	26	6	29	0	34	2	31
02:15	1	25	1	33	2	41	3	30	1	39	2	34
02:30	2	33	3	33	6	30	3	39	2	49	3	37
02:45	9	32	4	36	2	42	3	26	6	40	5	35
03:00	2	26	0	33	2	26	1	25	0	31	1	28
03:15	1	30	0	31	3	31	4	35	2	42	2	34
03:30	8	34	2	35	2	21	0	29	2	35	3	31
03:45	9	33	4	36	7	43	9	40	5	33	7	37
04:00	0	36	3	27	7	37	3	33	0	34	3	33
04:15	3	37	6	38	6	35	1	34	9	37	5	36
04:30	11	34	3	24	11	34	8	32	9	32	8	31
04:45	9	32	13	30	10	40	15	33	11	24	12	32
05:00	9	38	11	29	10	34	7	35	5	33	8	34
05:15	16	29	18	31	15	31	17	29	12	30	16	30
05:30	18	33	18	35	22	28	21	35	22	34	20	33
05:45	37	32	36	31	40	32	36	29	30	31	36	31
06:00	23	31	23	28	25	23	22	31	20	23	23	27
06:15	20	29	21	39	21	28	29	39	26	36	23	34
06:30	19	22	35	31	29	19	26	30	20	22	26	25
06:45	27	10	19	23	21	27	26	15	16	19	22	19
07:00	23	23	19	33	18	22	27	26	23	17	22	24
07:15	27	21	23	15	25	22	29	19	24	21	26	20
07:30	31	29	31	18	23	28	27	22	17	21	26	24
07:45	22	14	23	20	32	25	24	14	23	16	25	18
08:00	32	18	22	12	20	16	24	14	19	20	23	16
08:15	30	15	29	20	31	9	39	8	33	11	32	13
08:30	30	14	12	17	32	11	27	7	23	16	25	13
08:45	41	8	36	14	35	20	40	5	26	11	36	12
09:00	30	10	35	10	31	8	36	12	30	10	32	10
09:15	30	10	26	11	38	13	28	14	27	6	30	11
09:30	33	17	32	9	36	11	30	19	29	6	32	12
09:45	26	14	31	11	25	12	29	12	39	10	30	12
10:00	28	11	27	16	31	8	30	15	27	6	29	11
10:15	31	12	23	5	25	8	31	13	19	11	26	10
10:30	27	10	35	12	27	7	30	5	35	10	31	9
10:45	22	11	20	4	31	7	18	5	18	10	22	7
11:00	22	6	22	5	22	4	33	4	30	9	26	6
11:15	25	5	25	4	34	3	22	4	30	7	27	5
11:30	13	7	27	7	26	4	26	6	45	7	27	6
11:45	29	0	30	4	33	2	38	5	36	1	33	2
<b>Totals</b>	<b>790</b>	<b>1113</b>	<b>783</b>	<b>1130</b>	<b>841</b>	<b>1128</b>	<b>849</b>	<b>1114</b>	<b>780</b>	<b>1155</b>	<b>809</b>	<b>1128</b>
<b>Day Total</b>	<b>1903</b>		<b>1913</b>		<b>1969</b>		<b>1963</b>		<b>1935</b>		<b>1937</b>	
<b>AM Pct</b>	41.5%		40.9%		42.7%		43.3%		40.3%		41.8%	
<b>Peak Hour</b>	9:00	18:30	9:00	18:15	9:00	18:30	9:00	18:30	8:45	17:30	9:00	18:30
<b>Peak Volume</b>	712	342	778	436	773	493	746	397	752	389	749	400
<b>P.H.F</b>	0.9368	0.9396	0.8493	0.9561	0.9159	0.9337	0.9279	0.8941	0.9495	0.8037	0.9512	0.9496

**AECOM**

<b>7:00-8:00 AM</b>	103		96		98		107		87		98	
<b>7:15-8:15 AM</b>	112		99		100		104		83		100	
<b>7:30-8:30 AM</b>	115		105		106		114		92		106	
<b>7:45-8:45 AM</b>	114		86		115		114		98		105	
<b>8:00-9:00 AM</b>	133		99		118		130		101		116	

<b>4:00-5:00 PM</b>		139		119		146		132		127		133
<b>4:15-5:15 PM</b>		141		121		143		134		126		133
<b>4:30-5:30 PM</b>		133		114		139		129		119		127
<b>4:45-5:45 PM</b>		132		125		133		132		121		129



Client: AECOM  
 File Number:  
 Route: Quarry Rd  
 Location: Between Welch Rd & Campus Drive West

Site Ref: 04  
 Direction: NB

Count Date	5/1/2023		5/2/2023		5/3/2023		5/4/2023		5/5/2023		Average	
	AM	PM	AM	PM	AM	PM	AM	PM	AM	PM	AM	PM
00:00	3	18	7	27	7	28	5	33	6	33	6	28
00:15	5	21	5	29	4	16	3	33	7	29	5	26
00:30	2	20	4	16	2	25	2	23	5	19	3	21
00:45	1	30	4	40	3	39	3	21	2	35	3	33
01:00	1	22	6	29	1	41	4	33	6	28	4	31
01:15	1	30	2	26	1	23	4	25	6	32	3	27
01:30	0	25	4	29	6	32	0	32	1	33	2	30
01:45	4	26	4	30	3	43	7	37	3	24	4	32
02:00	1	26	1	37	1	38	1	34	1	28	1	33
02:15	0	31	2	27	1	32	2	37	1	25	1	30
02:30	4	31	4	36	3	33	4	31	1	45	3	35
02:45	1	33	3	29	1	31	2	37	3	26	2	31
03:00	1	20	1	38	2	36	4	31	6	23	3	30
03:15	0	39	2	34	1	39	1	37	1	33	1	36
03:30	7	25	6	24	3	25	6	35	5	28	5	27
03:45	6	24	5	25	7	38	4	37	3	33	5	31
04:00	7	33	5	31	6	41	4	36	1	32	5	35
04:15	4	34	3	28	5	30	2	28	6	31	4	30
04:30	7	39	10	38	7	34	9	37	9	45	8	39
04:45	5	33	6	30	7	49	4	28	6	27	6	33
05:00	6	34	5	38	7	41	3	32	3	27	5	34
05:15	7	34	7	47	4	47	3	36	11	32	6	39
05:30	8	36	6	38	15	30	9	28	5	29	9	32
05:45	16	42	16	42	12	46	15	30	14	24	15	37
06:00	23	30	29	35	23	30	25	22	25	23	25	28
06:15	22	19	24	26	32	37	25	28	27	14	26	25
06:30	39	21	37	33	30	28	45	31	35	24	37	27
06:45	32	18	35	25	36	29	37	19	41	20	36	22
07:00	27	21	27	17	21	30	18	21	23	21	23	22
07:15	38	23	37	15	33	27	42	15	35	18	37	20
07:30	32	20	32	24	39	29	40	29	35	27	36	26
07:45	39	13	45	14	29	11	31	10	35	17	36	13
08:00	28	13	39	11	25	16	27	10	30	11	30	12
08:15	33	16	37	14	33	10	35	15	23	10	32	13
08:30	46	14	31	13	46	15	17	10	26	11	33	13
08:45	30	14	42	17	27	11	0	16	24	6	25	13
09:00	20	10	27	12	31	5	0	13	15	9	19	10
09:15	29	10	22	9	22	12	0	14	16	5	18	10
09:30	25	14	18	15	19	9	0	8	17	8	16	11
09:45	28	7	23	7	17	13	0	13	21	9	18	10
10:00	17	14	19	9	14	16	0	16	19	11	14	13
10:15	22	7	18	4	32	12	0	10	15	7	17	8
10:30	15	8	26	10	24	7	0	7	35	5	20	7
10:45	15	14	21	8	22	6	5	6	24	8	17	8
11:00	34	8	28	9	31	8	29	11	29	14	30	10
11:15	27	13	21	12	29	11	20	12	21	10	24	12
11:30	31	17	26	8	31	9	27	13	30	12	29	12
11:45	30	6	27	8	33	6	38	9	31	3	32	6
<b>Totals</b>	<b>779</b>	<b>1056</b>	<b>809</b>	<b>1123</b>	<b>788</b>	<b>1224</b>	<b>562</b>	<b>1129</b>	<b>744</b>	<b>1024</b>	<b>736</b>	<b>1111</b>
<b>Day Total</b>	<b>1835</b>		<b>1932</b>		<b>2012</b>		<b>1691</b>		<b>1768</b>		<b>1848</b>	
<b>AM Pct</b>	42.5%		41.9%		39.2%		33.2%		42.1%		39.9%	
<b>Peak Hour</b>	9:00	18:30	9:00	18:15	9:00	18:30	9:00	18:30	8:45	17:30	9:00	18:30
<b>Peak Volume</b>	712	342	778	436	773	493	746	397	752	389	749	400
<b>P.H.F</b>	0.9368	0.9396	0.8493	0.9561	0.9159	0.9337	0.9279	0.8941	0.9495	0.8037	0.9512	0.9496

**AECOM**

<b>7:00-8:00 AM</b>	136	141	122	131	128	132
<b>7:15-8:15 AM</b>	137	153	126	140	135	138
<b>7:30-8:30 AM</b>	132	153	126	133	123	133
<b>7:45-8:45 AM</b>	146	152	133	110	114	131
<b>8:00-9:00 AM</b>	137	149	131	79	103	120

<b>4:00-5:00 PM</b>	139	127	154	129	135	137
<b>4:15-5:15 PM</b>	140	134	154	125	130	137
<b>4:30-5:30 PM</b>	140	153	171	133	131	146
<b>4:45-5:45 PM</b>	137	153	167	124	115	139
<b>5:00-6:00 PM</b>	146	165	164	126	112	143

Client: AECOM  
 File Number:  
 Route: Palm Dr  
 Location: Between Campus Dr & Arboretum Rd

Site Ref: 05  
 Direction: SB

Count Date	5/1/2023		5/2/2023		5/3/2023		5/4/2023		5/5/2023		Average	
	AM	PM	AM	PM	AM	PM	AM	PM	AM	PM	AM	PM
00:00	4	60	6	46	5	53	9	64	19	73	9	59
00:15	4	60	3	57	5	66	7	66	17	60	7	62
00:30	3	50	4	56	2	76	2	55	8	92	4	66
00:45	6	56	3	63	0	61	3	79	8	74	4	67
01:00	1	72	1	66	3	67	5	75	13	85	5	73
01:15	2	68	2	80	4	74	2	84	12	78	4	77
01:30	2	58	3	67	4	82	1	62	8	69	4	68
01:45	3	60	3	55	2	72	4	84	6	67	4	68
02:00	1	45	3	63	4	57	2	63	7	79	3	61
02:15	3	46	5	78	4	80	2	59	2	81	3	69
02:30	0	72	1	49	3	71	3	63	3	77	2	66
02:45	1	71	1	71	0	74	2	77	4	77	2	74
03:00	4	58	0	54	2	56	3	81	4	87	3	67
03:15	6	55	9	53	6	67	8	68	5	83	7	65
03:30	5	39	2	54	4	60	5	66	7	56	5	55
03:45	9	58	7	66	6	78	7	77	9	61	8	68
04:00	4	55	5	79	8	80	7	63	8	73	6	70
04:15	11	63	15	64	13	79	10	68	12	94	12	74
04:30	18	61	17	74	14	53	16	73	16	78	16	68
04:45	18	55	19	71	20	70	26	79	20	72	21	69
05:00	26	63	21	54	30	59	21	76	18	84	23	67
05:15	43	67	29	66	36	91	39	72	42	67	38	73
05:30	37	60	42	68	46	72	43	79	50	56	44	67
05:45	62	83	67	85	74	82	57	78	59	79	64	81
06:00	60	84	66	93	61	82	56	76	49	84	58	84
06:15	74	62	74	86	65	77	82	82	71	96	73	81
06:30	73	66	92	75	89	57	73	89	67	66	79	71
06:45	78	67	76	67	76	73	84	42	73	65	77	63
07:00	66	48	56	32	58	32	59	56	64	62	61	46
07:15	68	67	68	61	54	37	78	53	58	71	65	58
07:30	70	35	72	43	86	40	59	49	75	49	72	43
07:45	80	37	125	35	88	35	110	43	89	57	98	41
08:00	110	36	108	34	93	55	106	42	110	56	105	45
08:15	91	31	120	38	104	29	130	34	103	36	110	34
08:30	122	34	129	39	152	39	139	41	119	39	132	38
08:45	133	27	141	46	135	30	136	45	126	39	134	37
09:00	124	32	133	23	145	26	138	41	126	44	133	33
09:15	123	29	136	34	129	39	112	35	116	53	123	38
09:30	81	28	111	40	81	34	96	36	111	42	96	36
09:45	109	14	70	20	100	29	84	32	89	58	90	31
10:00	82	27	93	30	81	43	84	41	75	49	83	38
10:15	77	21	100	30	87	28	96	27	79	35	88	28
10:30	57	19	61	17	58	22	90	24	79	33	69	23
10:45	57	12	64	8	75	15	66	33	74	19	67	17
11:00	61	14	62	6	70	9	57	16	75	18	65	13
11:15	76	9	63	9	75	14	71	29	80	7	73	14
11:30	71	8	71	9	61	7	73	28	82	17	72	14
11:45	63	5	73	8	71	12	86	28	80	12	75	13
<b>Totals</b>	<b>2279</b>	<b>2247</b>	<b>2432</b>	<b>2422</b>	<b>2389</b>	<b>2544</b>	<b>2449</b>	<b>2733</b>	<b>2427</b>	<b>2909</b>	<b>2395</b>	<b>2571</b>
<b>Day Total</b>	<b>4526</b>		<b>4854</b>		<b>4933</b>		<b>5182</b>		<b>5336</b>		<b>4966</b>	
<b>AM Pct</b>	50.4%		50.1%		48.4%		47.3%		45.5%		48.2%	
Peak Hour	9:00	18:30	9:00	18:15	9:00	18:30	9:00	18:30	8:45	17:30	9:00	18:30
Peak Volume	712	342	778	436	773	493	746	397	752	389	749	400
P.H.F	0.9368	0.9396	0.8493	0.9561	0.9159	0.9337	0.9279	0.8941	0.9495	0.8037	0.9512	0.9496

**AECOM**

<b>7:00-8:00 AM</b>	284	321	286	306	286	297
<b>7:15-8:15 AM</b>	328	373	321	353	332	341
<b>7:30-8:30 AM</b>	351	425	371	405	377	386
<b>7:45-8:45 AM</b>	403	482	437	485	421	446
<b>8:00-9:00 AM</b>	456	498	484	511	458	481

<b>4:00-5:00 PM</b>	234	288	282	283	317	281
<b>4:15-5:15 PM</b>	242	263	261	296	328	278
<b>4:30-5:30 PM</b>	246	265	273	300	301	277
<b>4:45-5:45 PM</b>	245	259	292	306	279	276
<b>5:00-6:00 PM</b>	273	273	304	305	286	288

Client: AECOM  
 File Number:  
 Route: Palm Dr  
 Location: Between Campus Dr & Arboretum Rd

Site Ref: 05  
 Direction: NB

Count Date	5/1/2023		5/2/2023		5/3/2023		5/4/2023		5/5/2023		Average	
	AM	PM	AM	PM	AM	PM	AM	PM	AM	PM	AM	PM
00:00	3	38	12	52	6	48	6	58	13	50	8	49
00:15	8	37	6	50	4	32	9	42	10	47	7	42
00:30	4	31	5	44	4	64	7	31	7	49	5	44
00:45	6	39	8	48	5	49	3	36	3	52	5	45
01:00	1	35	7	44	9	57	12	53	9	49	8	48
01:15	1	47	3	63	2	57	7	53	8	52	4	54
01:30	2	51	1	37	9	57	1	54	7	60	4	52
01:45	1	38	3	44	2	46	4	50	3	66	3	49
02:00	2	49	2	52	4	58	4	65	2	77	3	60
02:15	3	50	5	46	6	43	2	70	3	69	4	56
02:30	12	64	22	60	22	79	26	64	26	85	22	70
02:45	1	55	3	57	1	56	1	55	3	104	2	65
03:00	2	73	2	69	0	78	3	80	0	75	1	75
03:15	2	65	1	78	0	74	0	65	1	73	1	71
03:30	3	68	1	84	1	68	3	67	4	69	2	71
03:45	2	68	0	53	1	65	0	58	0	81	1	65
04:00	1	79	1	86	2	93	3	80	3	86	2	85
04:15	1	59	2	78	2	78	1	95	0	63	1	75
04:30	6	100	7	79	7	97	7	96	9	80	7	90
04:45	1	81	1	95	0	77	1	89	1	85	1	85
05:00	2	76	2	102	3	105	4	113	1	97	2	99
05:15	0	96	1	93	2	75	4	101	3	116	2	96
05:30	4	86	0	100	3	103	2	87	3	89	2	93
05:45	1	92	3	100	1	76	7	85	5	93	3	89
06:00	5	74	3	107	5	85	5	101	10	81	6	90
06:15	1	75	6	84	8	94	11	69	5	77	6	80
06:30	10	73	10	68	9	89	10	55	3	81	8	73
06:45	19	92	11	78	22	104	22	82	11	80	17	87
07:00	31	66	27	63	34	89	40	64	25	67	31	70
07:15	32	66	29	66	35	74	31	90	29	66	31	72
07:30	29	78	32	76	34	76	41	58	33	54	34	68
07:45	26	55	22	48	20	66	27	64	29	45	25	56
08:00	27	31	35	48	31	52	23	60	24	51	28	48
08:15	25	37	20	50	23	38	23	40	25	45	23	42
08:30	22	41	29	40	22	45	22	47	11	35	21	42
08:45	20	31	19	42	17	35	27	47	24	36	21	38
09:00	20	31	30	54	27	32	24	56	23	35	25	42
09:15	26	25	22	26	27	33	27	39	19	50	24	35
09:30	20	25	35	31	25	31	19	36	22	46	24	34
09:45	27	22	36	20	31	27	34	41	30	52	32	32
10:00	39	25	20	27	24	21	24	35	33	44	28	30
10:15	26	19	27	17	27	20	30	33	28	39	28	26
10:30	24	16	31	20	26	20	36	27	39	25	31	22
10:45	30	18	42	12	32	16	36	24	28	18	34	18
11:00	16	19	33	17	32	21	19	43	30	30	26	26
11:15	31	22	27	16	37	15	30	10	52	20	35	17
11:30	42	19	35	19	38	19	41	29	53	21	42	21
11:45	35	13	54	7	36	10	58	19	48	15	46	13
<b>Totals</b>	<b>652</b>	<b>2450</b>	<b>733</b>	<b>2650</b>	<b>718</b>	<b>2747</b>	<b>777</b>	<b>2816</b>	<b>758</b>	<b>2880</b>	<b>728</b>	<b>2709</b>
<b>Day Total</b>	<b>3102</b>		<b>3383</b>		<b>3465</b>		<b>3593</b>		<b>3638</b>		<b>3436</b>	

<b>AM Pct</b>	21.0%		21.7%		20.7%		21.6%		20.8%		21.2%	
<b>Peak Hour</b>	9:00	18:30	9:00	18:15	9:00	18:30	9:00	18:30	8:45	17:30	9:00	18:30
<b>Peak Volume</b>	712	342	778	436	773	493	746	397	752	389	749	400
<b>P.H.F</b>	0.9368	0.9396	0.8493	0.9561	0.9159	0.9337	0.9279	0.8941	0.9495	0.8037	0.9512	0.9496

**AECOM**

<b>7:00-8:00 AM</b>	118	110	123	139	116	121
<b>7:15-8:15 AM</b>	114	118	120	122	115	118
<b>7:30-8:30 AM</b>	107	109	108	114	111	110
<b>7:45-8:45 AM</b>	100	106	96	95	89	97
<b>8:00-9:00 AM</b>	94	103	93	95	84	94

<b>4:00-5:00 PM</b>	319	338	345	360	314	335
<b>4:15-5:15 PM</b>	316	354	357	393	325	349
<b>4:30-5:30 PM</b>	353	369	354	399	378	371
<b>4:45-5:45 PM</b>	339	390	360	390	387	373
<b>5:00-6:00 PM</b>	350	395	359	386	395	377

Client: |#REF!  
 File Number:  
 Route: |Lasuen St  
 Location: |Between Campus Dr & Arboretum Rd

Site Ref: | 06  
 Direction: | NB

Count Time	5/1/2023		5/2/2023		5/3/2023		5/4/2023		5/5/2023		Average	
	AM	PM	AM	PM	AM	PM	AM	PM	AM	PM	AM	PM
00:00	0	2	0	2	1	2	0	2	0	4	0	2
00:15	1	3	0	2	0	3	0	4	1	2	0	3
00:30	0	4	0	0	0	2	0	1	0	4	0	2
00:45	0	2	0	4	0	5	0	2	0	2	0	3
01:00	0	1	0	1	0	4	0	6	1	6	0	4
01:15	0	3	0	3	0	5	0	4	0	7	0	4
01:30	0	1	0	4	0	3	0	4	0	4	0	3
01:45	0	1	0	4	0	8	0	3	0	4	0	4
02:00	0	2	0	1	0	5	0	6	0	2	0	3
02:15	0	3	0	1	0	1	0	3	0	2	0	2
02:30	1	0	1	1	2	2	1	0	1	2	1	1
02:45	0	1	0	2	0	4	0	3	0	2	0	2
03:00	0	1	0	6	0	4	0	3	0	4	0	4
03:15	0	2	0	1	1	3	0	1	0	6	0	3
03:30	0	3	0	2	1	1	0	0	0	2	0	2
03:45	0	2	0	7	0	4	0	6	0	5	0	5
04:00	0	3	0	10	0	7	0	6	0	8	0	7
04:15	0	3	0	1	0	5	0	2	0	3	0	3
04:30	0	5	0	4	0	5	0	7	0	10	0	6
04:45	0	10	0	6	0	4	0	8	0	9	0	7
05:00	0	13	0	5	0	7	0	7	0	10	0	8
05:15	0	5	0	6	0	6	0	4	0	6	0	5
05:30	0	2	0	9	0	3	0	7	0	5	0	5
05:45	1	4	0	5	0	3	0	5	0	2	0	4
06:00	0	7	0	4	0	7	1	1	0	1	0	4
06:15	0	9	0	1	0	4	1	4	1	4	0	4
06:30	0	6	2	4	1	1	0	1	3	3	1	3
06:45	1	2	2	2	0	6	1	5	0	2	1	3
07:00	2	0	0	4	0	5	2	3	0	0	1	2
07:15	3	2	0	0	1	3	0	2	1	1	1	2
07:30	1	3	0	3	1	3	0	5	4	1	1	3
07:45	0	2	1	1	1	4	0	3	1	0	1	2
08:00	0	3	1	2	3	1	5	0	2	4	2	2
08:15	1	2	2	2	2	0	4	0	2	1	2	1
08:30	1	1	2	1	0	2	3	1	1	1	1	1
08:45	1	1	3	2	1	1	2	2	5	1	2	1
09:00	3	3	5	1	4	0	4	0	2	0	4	1
09:15	2	0	0	0	3	0	1	1	3	1	2	0
09:30	3	3	3	1	1	0	2	0	1	2	2	1
09:45	1	0	0	0	1	0	0	0	3	3	1	1
10:00	1	0	0	0	3	0	3	0	0	1	1	0
10:15	0	1	6	0	6	0	3	0	1	2	3	1
10:30	0	0	2	1	1	0	2	0	2	1	1	0
10:45	2	1	3	1	2	0	2	0	3	0	2	0
11:00	2	0	2	0	4	0	6	0	6	0	4	0
11:15	0	0	3	0	5	0	2	0	2	0	2	0
11:30	1	1	2	0	1	2	0	0	4	0	2	1
11:45	1	1	1	0	0	1	3	0	6	1	2	1
<b>Totals</b>	<b>29</b>	<b>124</b>	<b>41</b>	<b>117</b>	<b>46</b>	<b>136</b>	<b>48</b>	<b>122</b>	<b>56</b>	<b>141</b>	<b>44</b>	<b>128</b>
<b>Day Total</b>	<b>153</b>		<b>158</b>		<b>182</b>		<b>170</b>		<b>197</b>		<b>172</b>	
<b>AM Pct</b>	<b>19.0%</b>		<b>25.9%</b>		<b>25.3%</b>		<b>28.2%</b>		<b>28.4%</b>		<b>25.6%</b>	
<b>Peak Hour</b>	9:00	18:30	9:00	18:15	9:00	18:30	9:00	18:30	8:45	17:30	9:00	18:30
<b>Peak Volume</b>	712	342	778	436	773	493	746	397	752	389	749	400
<b>P.H.F</b>	0.9368	0.9396	0.8493	0.9561	0.9159	0.9337	0.9279	0.8941	0.9495	0.8037	0.9512	0.9496

**AECOM**

<b>7:00-8:00 AM</b>	6	1	3	2	6	4
<b>7:15-8:15 AM</b>	4	2	6	5	8	5
<b>7:30-8:30 AM</b>	2	4	7	9	9	6
<b>7:45-8:45 AM</b>	2	6	6	12	6	6
<b>8:00-9:00 AM</b>	3	8	6	14	10	8
<b>4:00-5:00 PM</b>	21	21	21	23	30	23
<b>4:15-5:15 PM</b>	31	16	21	24	32	25
<b>4:30-5:30 PM</b>	33	21	22	26	35	27
<b>4:45-5:45 PM</b>	30	26	20	26	30	26
<b>5:00-6:00 PM</b>	24	25	19	23	23	23

Client: |#REF!  
 File Number:  
 Route: Galvez St  
 Location: Between Campus Dr & Arboretum Rd

Site Ref: 07  
 Direction: SB

Count Date	5/1/2023		5/2/2023		5/3/2023		5/4/2023		5/5/2023		Average	
	AM	PM	AM	PM	AM	PM	AM	PM	AM	PM	AM	PM
00:00	3	59	3	60	6	51	2	51	10	52	5	55
00:15	8	55	5	54	7	57	9	51	12	62	8	56
00:30	5	47	4	55	4	49	2	58	9	45	5	51
00:45	5	54	1	70	8	74	5	61	5	60	5	64
01:00	4	53	6	51	2	55	6	48	8	72	5	56
01:15	3	60	2	46	1	40	3	66	2	54	2	53
01:30	2	42	1	53	4	44	2	64	7	53	3	51
01:45	0	50	2	49	3	58	1	46	8	70	3	55
02:00	1	44	1	45	1	48	2	40	6	60	2	47
02:15	3	37	2	46	1	49	1	43	4	59	2	47
02:30	4	49	1	51	3	45	1	53	2	79	2	55
02:45	3	52	0	42	0	54	0	54	2	71	1	55
03:00	1	45	0	40	0	54	1	42	1	62	1	49
03:15	2	65	2	41	3	42	2	55	3	61	2	53
03:30	1	45	0	39	1	47	1	41	2	49	1	44
03:45	1	59	3	36	0	73	2	64	2	75	2	61
04:00	2	53	2	64	3	77	2	59	2	63	2	63
04:15	1	64	4	45	3	71	4	47	1	59	3	57
04:30	10	53	8	58	10	47	10	45	8	54	9	51
04:45	16	61	13	80	16	68	18	69	21	84	17	72
05:00	21	71	29	79	21	77	36	79	24	55	26	72
05:15	24	65	15	68	17	62	20	67	21	79	19	68
05:30	30	70	43	82	37	51	39	63	37	83	37	70
05:45	60	94	44	115	49	107	62	82	47	111	52	102
06:00	44	89	43	87	36	81	40	85	35	72	40	83
06:15	37	63	44	105	50	73	35	109	42	98	42	90
06:30	35	50	49	59	37	66	39	58	50	56	42	58
06:45	47	52	54	65	54	42	37	63	37	74	46	59
07:00	59	54	38	50	46	53	52	53	48	67	49	55
07:15	48	39	55	47	46	48	49	51	54	62	50	49
07:30	56	36	68	50	67	54	70	45	69	55	66	48
07:45	79	50	77	75	85	54	81	60	66	56	78	59
08:00	63	63	69	43	95	56	80	42	75	49	76	51
08:15	87	38	88	44	88	45	100	70	66	38	86	47
08:30	83	37	98	43	99	44	109	42	92	33	96	40
08:45	85	28	90	34	82	32	70	35	76	33	81	32
09:00	85	33	112	20	105	18	92	37	99	21	99	26
09:15	80	16	79	20	83	19	71	19	61	22	75	19
09:30	74	16	75	14	71	19	72	17	76	26	74	18
09:45	84	14	71	18	89	19	89	16	105	12	88	16
10:00	65	16	71	17	80	15	81	21	74	26	74	19
10:15	60	9	58	11	66	13	66	17	84	17	67	13
10:30	51	8	64	12	50	14	55	15	68	24	58	15
10:45	61	8	72	7	67	9	71	14	59	17	66	11
11:00	50	6	46	11	58	10	67	12	69	10	58	10
11:15	54	9	52	12	73	6	56	11	72	12	61	10
11:30	38	8	64	8	70	8	60	8	66	13	60	9
11:45	67	9	61	7	55	4	79	9	93	10	71	8
<b>Totals</b>	<b>1702</b>	<b>2098</b>	<b>1789</b>	<b>2228</b>	<b>1852</b>	<b>2202</b>	<b>1852</b>	<b>2257</b>	<b>1880</b>	<b>2475</b>	<b>1815</b>	<b>2252</b>
<b>Day Total</b>	<b>3800</b>		<b>4017</b>		<b>4054</b>		<b>4109</b>		<b>4355</b>		<b>4067</b>	
<b>AM Pct</b>	<b>44.8%</b>		<b>44.5%</b>		<b>45.7%</b>		<b>45.1%</b>		<b>43.2%</b>		<b>44.6%</b>	
<b>Peak Hour</b>	9:00	18:30	9:00	18:15	9:00	18:30	9:00	18:30	8:45	17:30	9:00	18:30
<b>Peak Volume</b>	712	342	778	436	773	493	746	397	752	389	749	400
<b>P.H.F</b>	0.9368	0.9396	0.8493	0.9561	0.9159	0.9337	0.9279	0.8941	0.9495	0.8037	0.9512	0.9496

**AECOM**

<b>7:00-8:00 AM</b>	242	238	244	252	237	243
<b>7:15-8:15 AM</b>	246	269	293	280	264	270
<b>7:30-8:30 AM</b>	285	302	335	331	276	306
<b>7:45-8:45 AM</b>	312	332	367	370	299	336
<b>8:00-9:00 AM</b>	318	345	364	359	309	339
<b>4:00-5:00 PM</b>	231	247	263	220	260	244
<b>4:15-5:15 PM</b>	249	262	263	240	252	253
<b>4:30-5:30 PM</b>	250	285	254	260	272	264
<b>4:45-5:45 PM</b>	267	309	258	278	301	283
<b>5:00-6:00 PM</b>	300	344	297	291	328	312

Client: |#REF!  
 File Number:  
 Route: Galvez St  
 Location: Between Campus Dr & Arboretum Rd

Site Ref: 07  
 Direction: NB

Count Date	5/1/2023		5/2/2023		5/3/2023		5/4/2023		5/5/2023		Average	
	AM	PM	AM	PM	AM	PM	AM	PM	AM	PM	AM	PM
00:00	4	47	8	63	7	58	6	94	14	80	8	68
00:15	5	56	3	52	8	52	8	70	6	59	6	58
00:30	4	51	2	52	7	65	1	52	7	58	4	56
00:45	4	46	2	59	6	62	2	56	2	70	3	59
01:00	6	73	0	68	5	62	5	62	6	75	4	68
01:15	3	75	5	74	1	97	5	67	5	98	4	82
01:30	1	65	2	80	4	93	8	71	8	85	5	79
01:45	1	70	2	55	3	53	3	86	4	82	3	69
02:00	1	71	4	86	5	75	5	81	8	84	5	79
02:15	1	100	4	68	4	78	7	70	8	69	5	77
02:30	4	88	11	78	12	91	9	104	8	114	9	95
02:45	2	72	4	72	4	59	3	72	3	115	3	78
03:00	1	90	2	81	1	75	1	80	5	87	2	83
03:15	0	80	0	67	1	88	0	109	0	105	0	90
03:30	3	89	2	92	1	97	2	108	0	109	2	99
03:45	0	80	0	80	0	76	0	84	0	87	0	81
04:00	1	93	0	98	3	103	0	87	2	133	1	103
04:15	1	81	2	107	2	101	2	94	1	132	2	103
04:30	3	111	4	121	6	108	4	118	5	130	4	118
04:45	1	103	0	102	0	110	3	113	3	130	1	112
05:00	4	123	0	150	1	158	5	155	2	137	2	145
05:15	1	128	0	116	1	174	5	123	2	142	2	137
05:30	4	110	6	118	0	162	3	114	3	121	3	125
05:45	6	129	11	147	2	183	11	147	6	118	7	145
06:00	4	170	5	149	7	157	4	121	6	96	5	139
06:15	6	129	10	149	6	125	2	123	7	111	6	127
06:30	8	98	12	127	7	98	20	114	7	104	11	108
06:45	19	72	23	91	24	92	28	85	26	87	24	85
07:00	25	73	27	94	24	98	25	86	24	68	25	84
07:15	15	69	28	90	24	88	26	80	17	77	22	81
07:30	49	62	32	102	26	90	35	90	27	77	34	84
07:45	27	66	31	69	33	67	33	51	26	57	30	62
08:00	34	70	39	101	31	116	34	77	31	64	34	86
08:15	27	75	32	84	27	59	32	85	34	57	30	72
08:30	27	69	33	68	26	84	28	109	41	62	31	78
08:45	34	36	44	70	43	38	41	82	37	48	40	55
09:00	33	41	43	50	30	48	33	36	34	122	35	59
09:15	35	38	27	46	34	36	36	46	37	48	34	43
09:30	30	30	34	28	29	16	34	34	49	40	35	30
09:45	31	28	44	42	47	18	36	27	35	47	39	32
10:00	46	17	47	34	33	23	59	34	46	58	46	33
10:15	34	20	37	18	43	20	33	35	49	67	39	32
10:30	27	15	33	9	39	22	47	27	37	59	37	26
10:45	46	18	40	15	44	24	31	10	41	30	40	19
11:00	45	11	46	16	39	16	54	14	42	25	45	16
11:15	48	7	48	9	47	10	55	11	51	19	50	11
11:30	56	10	55	9	52	9	56	12	59	16	56	11
11:45	74	5	73	9	57	8	71	10	62	7	67	8
<b>Totals</b>	<b>841</b>	<b>3260</b>	<b>917</b>	<b>3565</b>	<b>856</b>	<b>3642</b>	<b>951</b>	<b>3616</b>	<b>933</b>	<b>3866</b>	<b>900</b>	<b>3590</b>
<b>Day Total</b>	<b>4101</b>		<b>4482</b>		<b>4498</b>		<b>4567</b>		<b>4799</b>		<b>4489</b>	

AM Pct	20.5%		20.5%		19.0%		20.8%		19.4%		20.0%	
Peak Hour	9:00	18:30	9:00	18:15	9:00	18:30	9:00	18:30	8:45	17:30	9:00	18:30
Peak Volume	712	342	778	436	773	493	746	397	752	389	749	400
P.H.F	0.9368	0.9396	0.8493	0.9561	0.9159	0.9337	0.9279	0.8941	0.9495	0.8037	0.9512	0.9496

**AECOM**

<b>7:00-8:00 AM</b>	116	118	107	119	94	111
<b>7:15-8:15 AM</b>	125	130	114	128	101	120
<b>7:30-8:30 AM</b>	137	134	117	134	118	128
<b>7:45-8:45 AM</b>	115	135	117	127	132	125
<b>8:00-9:00 AM</b>	122	148	127	135	143	135

<b>4:00-5:00 PM</b>	388	428	422	412	525	435
<b>4:15-5:15 PM</b>	418	480	477	480	529	477
<b>4:30-5:30 PM</b>	465	489	550	509	539	510
<b>4:45-5:45 PM</b>	464	486	604	505	530	518
<b>5:00-6:00 PM</b>	490	531	677	539	518	551

Client: |#REF!  
 File Number:  
 Route: Serra St  
 Location: Between El Camino Real & Olmsted Rd

Site Ref: 08  
 Direction: WB

Count Date	5/1/2023		5/2/2023		5/3/2023		5/4/2023		5/5/2023		Average	
	AM	PM	AM	PM	AM	PM	AM	PM	AM	PM	AM	PM
00:00	7	57	17	57	9	64	11	56	8	58	10	58
00:15	7	47	5	63	10	42	8	61	11	61	8	55
00:30	11	56	9	48	7	49	13	53	15	60	11	53
00:45	10	61	5	48	10	48	4	47	13	55	8	52
01:00	9	58	6	59	8	55	5	56	23	70	10	60
01:15	5	41	9	39	1	35	3	44	15	53	7	42
01:30	3	39	2	34	6	43	10	42	13	45	7	41
01:45	3	61	5	34	0	51	2	53	7	61	3	52
02:00	7	48	1	39	2	38	3	30	6	46	4	40
02:15	3	46	6	44	6	55	2	56	5	63	4	53
02:30	2	59	1	49	2	51	2	43	4	56	2	52
02:45	1	42	4	62	1	59	2	46	1	59	2	54
03:00	3	45	2	39	1	41	2	39	7	45	3	42
03:15	2	43	2	50	1	46	2	41	3	60	2	48
03:30	2	48	2	49	1	39	0	45	2	71	1	50
03:45	2	34	1	55	4	44	3	48	4	57	3	48
04:00	2	49	5	40	4	52	2	49	6	61	4	50
04:15	4	52	1	50	5	54	6	53	4	85	4	59
04:30	10	43	8	57	10	57	14	59	8	62	10	56
04:45	15	39	10	58	15	52	15	53	15	73	14	55
05:00	6	49	10	43	13	65	13	44	14	56	11	51
05:15	25	55	27	70	25	65	29	72	22	64	26	65
05:30	32	48	35	79	26	79	30	78	30	68	31	70
05:45	50	60	43	64	56	78	56	64	59	101	53	73
06:00	43	71	42	74	36	85	37	59	34	90	38	76
06:15	40	58	40	69	30	64	45	61	45	101	40	71
06:30	43	72	50	46	46	58	49	56	43	109	46	68
06:45	41	61	37	69	34	52	40	66	35	92	37	68
07:00	23	55	17	49	28	65	28	42	34	93	26	61
07:15	28	48	42	52	43	47	34	53	41	86	38	57
07:30	36	48	58	37	37	58	37	73	42	51	42	53
07:45	79	36	54	52	69	45	71	64	39	76	62	55
08:00	63	50	83	45	68	45	64	53	60	81	68	55
08:15	48	57	63	47	72	39	60	47	61	55	61	49
08:30	66	45	80	52	52	56	65	54	73	56	67	53
08:45	71	38	55	51	60	70	80	51	60	55	65	53
09:00	59	38	83	45	71	42	76	64	65	60	71	50
09:15	83	42	66	40	57	32	51	42	64	48	64	41
09:30	68	37	49	32	65	44	67	36	55	63	61	42
09:45	55	26	70	31	61	48	66	47	62	39	63	38
10:00	64	29	49	33	67	38	48	49	45	51	55	40
10:15	49	34	54	34	64	31	56	29	50	54	55	36
10:30	64	23	47	28	48	25	47	30	48	48	51	31
10:45	47	13	38	20	62	32	65	35	58	45	54	29
11:00	51	18	55	22	46	26	36	26	56	35	49	25
11:15	46	24	56	18	58	22	50	24	61	29	54	23
11:30	50	12	43	24	38	19	49	21	59	31	48	21
11:45	57	13	68	8	61	9	49	30	74	21	62	16
<b>Totals</b>	<b>1495</b>	<b>2128</b>	<b>1515</b>	<b>2208</b>	<b>1496</b>	<b>2314</b>	<b>1507</b>	<b>2344</b>	<b>1559</b>	<b>2959</b>	<b>1514</b>	<b>2391</b>
<b>Day Total</b>	<b>3623</b>		<b>3723</b>		<b>3810</b>		<b>3851</b>		<b>4518</b>		<b>3905</b>	
<b>AM Pct</b>	<b>41.3%</b>		<b>40.7%</b>		<b>39.3%</b>		<b>39.1%</b>		<b>34.5%</b>		<b>38.8%</b>	
<b>Peak Hour</b>	9:00	18:30	9:00	18:15	9:00	18:30	9:00	18:30	8:45	17:30	9:00	18:30
<b>Peak Volume</b>	712	342	778	436	773	493	746	397	752	389	749	400
<b>P.H.F</b>	0.9368	0.9396	0.8493	0.9561	0.9159	0.9337	0.9279	0.8941	0.9495	0.8037	0.9512	0.9496

**AECOM**

<b>7:00-8:00 AM</b>	166	171	177	170	156	168
<b>7:15-8:15 AM</b>	206	237	217	206	182	210
<b>7:30-8:30 AM</b>	226	258	246	232	202	233
<b>7:45-8:45 AM</b>	256	280	261	260	233	258
<b>8:00-9:00 AM</b>	248	281	252	269	254	261
<b>4:00-5:00 PM</b>	183	205	215	214	281	220
<b>4:15-5:15 PM</b>	183	208	228	209	276	221
<b>4:30-5:30 PM</b>	186	228	239	228	255	227
<b>4:45-5:45 PM</b>	191	250	261	247	261	242
<b>5:00-6:00 PM</b>	212	256	287	258	289	260

Client: |#REF!  
 File Number:  
 Route: Serra St  
 Location: Between El Camino Real & Olmsted Rd

Site Ref: 08  
 Direction: EB

Count Date	5/1/2023		5/2/2023		5/3/2023		5/4/2023		5/5/2023		Average	
	AM	PM	AM	PM	AM	PM	AM	PM	AM	PM	AM	PM
00:00	14	64	10	60	19	48	22	68	38	60	21	60
00:15	15	46	14	45	7	67	18	49	22	73	15	56
00:30	12	72	16	49	7	58	19	64	23	94	15	67
00:45	16	63	12	56	7	54	11	63	21	78	13	63
01:00	7	54	6	49	11	64	8	62	11	54	9	57
01:15	6	54	5	63	6	53	12	61	20	61	10	58
01:30	6	56	6	79	4	63	5	59	15	82	7	68
01:45	8	55	8	74	5	44	4	65	22	73	9	62
02:00	7	57	4	50	0	46	6	66	15	93	6	62
02:15	6	69	8	68	8	71	8	67	9	79	8	71
02:30	8	80	13	81	13	86	14	94	17	95	13	87
02:45	5	80	4	81	6	72	3	75	6	82	5	78
03:00	4	70	2	67	0	65	7	67	9	87	4	71
03:15	1	66	6	83	1	86	1	86	5	90	3	82
03:30	2	84	3	80	3	79	2	76	2	80	2	80
03:45	3	49	0	78	0	65	1	77	2	85	1	71
04:00	3	67	1	65	5	65	3	81	7	64	4	68
04:15	5	65	3	78	5	57	6	69	3	80	4	70
04:30	2	79	1	81	5	69	3	73	6	80	3	76
04:45	6	67	5	71	5	53	5	65	6	67	5	65
05:00	8	66	2	96	0	92	5	79	8	88	5	84
05:15	10	67	6	69	8	65	3	76	3	68	6	69
05:30	4	88	7	70	5	69	12	78	11	90	8	79
05:45	7	73	17	67	13	77	10	70	13	89	12	75
06:00	8	93	9	66	9	76	13	73	13	74	10	76
06:15	9	96	11	65	12	66	10	81	17	75	12	77
06:30	11	81	17	96	15	67	14	75	11	77	14	79
06:45	23	70	20	83	15	73	18	79	17	82	19	77
07:00	20	61	17	71	14	71	20	92	17	99	18	79
07:15	17	64	23	61	27	74	17	91	21	84	21	75
07:30	27	73	24	66	23	71	32	74	27	92	27	75
07:45	33	70	42	72	42	75	47	78	34	93	40	78
08:00	44	61	61	73	49	69	38	60	42	82	47	69
08:15	38	51	54	58	57	73	44	65	38	79	46	65
08:30	44	47	44	57	68	57	54	61	40	66	50	58
08:45	53	41	48	50	53	56	55	66	55	76	53	58
09:00	61	48	57	57	51	53	50	55	52	95	54	62
09:15	58	51	43	57	43	47	40	55	56	72	48	56
09:30	54	39	47	49	53	42	45	60	53	75	50	53
09:45	66	44	58	57	38	42	55	51	56	59	55	51
10:00	60	34	32	33	59	48	43	54	68	63	52	46
10:15	42	49	51	34	53	38	36	60	47	67	46	50
10:30	56	34	59	41	43	49	54	41	45	54	51	44
10:45	37	28	54	28	42	44	49	40	60	56	48	39
11:00	52	20	42	23	68	27	55	40	45	40	52	30
11:15	54	20	43	21	62	26	39	25	45	35	49	25
11:30	46	23	57	20	54	19	58	34	57	26	54	24
11:45	77	11	47	16	49	25	60	31	82	30	63	23
<b>Totals</b>	<b>1155</b>	<b>2800</b>	<b>1119</b>	<b>2914</b>	<b>1142</b>	<b>2856</b>	<b>1134</b>	<b>3131</b>	<b>1292</b>	<b>3543</b>	<b>1168</b>	<b>3049</b>
<b>Day Total</b>	<b>3955</b>		<b>4033</b>		<b>3998</b>		<b>4265</b>		<b>4835</b>		<b>4217</b>	
<b>AM Pct</b>	29.2%		27.7%		28.6%		26.6%		26.7%		27.7%	
<b>Peak Hour</b>	9:00	18:30	9:00	18:15	9:00	18:30	9:00	18:30	8:45	17:30	9:00	18:30
<b>Peak Volume</b>	712	342	778	436	773	493	746	397	752	389	749	400
<b>P.H.F</b>	0.9368	0.9396	0.8493	0.9561	0.9159	0.9337	0.9279	0.8941	0.9495	0.8037	0.9512	0.9496

**AECOM**

<b>7:00-8:00 AM</b>	97	106	106	116	99	105
<b>7:15-8:15 AM</b>	121	150	141	134	124	134
<b>7:30-8:30 AM</b>	142	181	171	161	141	159
<b>7:45-8:45 AM</b>	159	201	216	183	154	183
<b>8:00-9:00 AM</b>	179	207	227	191	175	196
<b>4:00-5:00 PM</b>	278	295	244	288	291	279
<b>4:15-5:15 PM</b>	277	326	271	286	315	295
<b>4:30-5:30 PM</b>	279	317	279	293	303	294
<b>4:45-5:45 PM</b>	288	306	279	298	313	297
<b>5:00-6:00 PM</b>	294	302	303	303	335	307



Client: |#REF!  
 File Number:  
 Route: Yale St  
 Location: Between Olmsted Rd & Stanford Ave

Site Ref: 09  
 Direction: WB

Count Date	5/1/2023		5/2/2023		5/3/2023		5/4/2023		5/5/2023		Average	
	AM	PM	AM	PM	AM	PM	AM	PM	AM	PM	AM	PM
00:00	1	10	0	7	1	12	0	6	2	6	1	8
00:15	0	5	1	11	3	10	0	8	3	8	1	8
00:30	2	11	0	9	0	8	2	8	1	6	1	8
00:45	1	6	0	11	0	7	0	7	0	10	0	8
01:00	1	13	0	11	1	9	2	7	0	14	1	11
01:15	2	4	2	10	0	7	0	10	1	11	1	8
01:30	0	6	0	11	0	13	1	5	1	8	0	9
01:45	1	3	0	12	0	9	0	6	0	8	0	8
02:00	1	7	1	6	0	11	0	9	1	16	1	10
02:15	0	9	0	9	0	8	1	13	0	15	0	11
02:30	1	2	0	7	1	11	0	2	0	10	0	6
02:45	0	12	1	10	1	8	0	9	0	15	0	11
03:00	1	13	1	16	0	16	0	8	0	9	0	12
03:15	0	8	0	10	0	8	0	9	0	13	0	10
03:30	0	4	1	8	1	13	0	14	0	10	0	10
03:45	0	7	0	8	0	12	0	14	0	8	0	10
04:00	0	14	0	6	0	13	0	11	0	10	0	11
04:15	0	5	0	18	0	17	0	11	0	15	0	13
04:30	0	16	0	16	2	13	0	11	1	15	1	14
04:45	1	15	1	12	0	15	0	13	2	25	1	16
05:00	1	8	1	15	2	11	1	15	2	15	1	13
05:15	1	20	2	18	1	14	0	10	1	16	1	16
05:30	3	21	2	13	3	22	1	27	2	17	2	20
05:45	5	22	3	15	2	19	5	21	3	16	4	19
06:00	2	15	5	15	5	7	3	17	4	10	4	13
06:15	2	16	3	24	8	9	6	18	9	11	6	16
06:30	6	19	7	14	7	17	11	14	8	13	8	15
06:45	9	18	5	10	8	12	7	12	10	9	8	12
07:00	9	13	10	16	6	11	10	10	8	10	9	12
07:15	3	9	5	12	10	11	7	13	7	7	6	10
07:30	2	11	8	15	7	9	2	8	8	11	5	11
07:45	10	12	10	9	15	9	9	11	8	12	10	11
08:00	23	16	14	18	16	9	16	10	16	13	17	13
08:15	12	9	12	11	19	8	19	12	13	19	15	12
08:30	6	7	17	11	16	12	14	9	15	10	14	10
08:45	17	14	15	10	20	13	14	13	9	6	15	11
09:00	13	8	11	10	11	8	14	16	12	6	12	10
09:15	12	4	12	9	18	8	19	3	11	11	14	7
09:30	8	5	17	5	14	7	11	14	10	7	12	8
09:45	19	3	12	5	12	4	9	6	13	7	13	5
10:00	8	3	8	6	6	8	7	13	12	3	8	7
10:15	19	4	12	7	11	3	11	8	12	10	13	6
10:30	5	3	10	3	9	5	10	6	5	7	8	5
10:45	3	2	1	2	7	1	6	1	9	7	5	3
11:00	8	1	4	4	8	3	6	0	9	4	7	2
11:15	8	3	10	3	18	1	11	2	9	5	11	3
11:30	10	2	6	0	11	3	7	1	13	4	9	2
11:45	8	2	4	1	14	1	14	5	10	4	10	3
<b>Totals</b>	<b>244</b>	<b>440</b>	<b>234</b>	<b>489</b>	<b>294</b>	<b>465</b>	<b>256</b>	<b>476</b>	<b>260</b>	<b>502</b>	<b>258</b>	<b>474</b>
<b>Day Total</b>	<b>684</b>		<b>723</b>		<b>759</b>		<b>732</b>		<b>762</b>		<b>732</b>	
<b>AM Pct</b>	<b>35.7%</b>		<b>32.4%</b>		<b>38.7%</b>		<b>35.0%</b>		<b>34.1%</b>		<b>35.2%</b>	
<b>Peak Hour</b>	9:00	18:30	9:00	18:15	9:00	18:30	9:00	18:30	8:45	17:30	9:00	18:30
<b>Peak Volume</b>	712	342	778	436	773	493	746	397	752	389	749	400
<b>P.H.F</b>	0.9368	0.9396	0.8493	0.9561	0.9159	0.9337	0.9279	0.8941	0.9495	0.8037	0.9512	0.9496

**AECOM**

<b>7:00-8:00 AM</b>	24	33	38	28	31	31
<b>7:15-8:15 AM</b>	38	37	48	34	39	39
<b>7:30-8:30 AM</b>	47	44	57	46	45	48
<b>7:45-8:45 AM</b>	51	53	66	58	52	56
<b>8:00-9:00 AM</b>	58	58	71	63	53	61
<b>4:00-5:00 PM</b>	50	52	58	46	65	54
<b>4:15-5:15 PM</b>	44	61	56	50	70	56
<b>4:30-5:30 PM</b>	59	61	53	49	71	59
<b>4:45-5:45 PM</b>	64	58	62	65	73	64
<b>5:00-6:00 PM</b>	71	61	66	73	64	67

Client: |#REF!  
 File Number:  
 Route: Yale St  
 Location: Between Olmsted Rd & Stanford Ave

Site Ref: 09  
 Direction: EB

Count Date	5/1/2023		5/2/2023		5/3/2023		5/4/2023		5/5/2023		Average	
	AM	PM	AM	PM	AM	PM	AM	PM	AM	PM	AM	PM
00:00	0	19	1	9	2	10	2	12	3	10	2	12
00:15	0	9	0	8	0	11	1	12	2	9	1	10
00:30	1	9	0	9	0	9	1	9	2	8	1	9
00:45	3	4	0	16	0	10	2	8	0	9	1	9
01:00	0	6	0	13	4	14	1	4	1	12	1	10
01:15	0	6	0	9	0	10	1	9	0	12	0	9
01:30	1	9	1	7	0	8	0	9	2	6	1	8
01:45	0	8	0	4	0	9	0	5	0	19	0	9
02:00	2	10	1	3	0	9	0	10	1	17	1	10
02:15	0	8	0	15	0	5	0	10	0	7	0	9
02:30	1	13	0	12	1	8	0	11	0	10	0	11
02:45	0	13	1	15	0	15	0	13	0	12	0	14
03:00	0	5	0	10	0	13	1	16	0	21	0	13
03:15	0	10	0	14	0	15	0	11	0	12	0	12
03:30	1	8	0	12	0	15	0	18	0	6	0	12
03:45	0	11	0	8	0	11	0	15	0	14	0	12
04:00	0	19	0	32	0	12	0	13	0	13	0	18
04:15	0	14	1	8	0	23	0	19	1	18	0	16
04:30	1	12	0	14	1	5	1	12	0	27	1	14
04:45	2	12	0	10	1	16	0	12	0	16	1	13
05:00	0	18	1	18	3	15	1	15	2	16	1	16
05:15	0	17	3	19	0	14	0	15	0	17	1	16
05:30	2	9	0	10	1	15	1	22	1	21	1	15
05:45	5	15	3	18	2	16	2	14	0	22	2	17
06:00	0	20	1	16	4	13	1	14	2	16	2	16
06:15	1	20	0	21	1	12	2	17	1	17	1	17
06:30	2	22	0	19	2	12	1	17	5	22	2	18
06:45	3	14	3	19	1	15	1	17	3	16	2	16
07:00	2	11	3	11	2	19	3	8	5	11	3	12
07:15	4	10	7	14	5	14	6	12	4	6	5	11
07:30	10	10	10	11	13	8	12	8	7	12	10	10
07:45	9	12	4	8	20	9	11	3	12	9	11	8
08:00	16	7	21	7	16	8	17	10	13	9	17	8
08:15	10	6	9	6	14	8	16	11	14	8	13	8
08:30	9	6	17	8	15	7	13	5	12	9	13	7
08:45	19	6	12	6	10	8	15	11	15	4	14	7
09:00	12	3	13	7	12	7	8	9	5	5	10	6
09:15	4	4	9	4	13	5	5	2	12	4	9	4
09:30	11	4	10	2	19	5	16	8	9	6	13	5
09:45	11	2	10	4	10	1	11	5	10	1	10	3
10:00	4	1	10	2	10	5	9	5	17	4	10	3
10:15	10	1	7	2	6	4	6	1	9	3	8	2
10:30	4	2	5	4	4	2	6	1	7	4	5	3
10:45	3	1	10	1	6	1	9	2	11	2	8	1
11:00	6	1	9	1	10	3	9	3	8	2	8	2
11:15	4	0	10	0	18	1	9	2	14	6	11	2
11:30	12	1	8	0	13	2	8	1	7	1	10	1
11:45	6	3	8	1	10	1	10	0	9	2	9	1
<b>Totals</b>	<b>191</b>	<b>431</b>	<b>208</b>	<b>467</b>	<b>249</b>	<b>458</b>	<b>218</b>	<b>466</b>	<b>226</b>	<b>513</b>	<b>218</b>	<b>467</b>
<b>Day Total</b>	<b>622</b>	<b>675</b>	<b>707</b>	<b>684</b>	<b>739</b>	<b>685</b>						
<b>AM Pct</b>	<b>30.7%</b>	<b>30.8%</b>	<b>35.2%</b>	<b>31.9%</b>	<b>30.6%</b>	<b>31.9%</b>						
<b>Peak Hour</b>	9:00	18:30	9:00	18:15	9:00	18:30	9:00	18:30	8:45	17:30	9:00	18:30
<b>Peak Volume</b>	712	342	778	436	773	493	746	397	752	389	749	400
<b>P.H.F</b>	0.9368	0.9396	0.8493	0.9561	0.9159	0.9337	0.9279	0.8941	0.9495	0.8037	0.9512	0.9496

**AECOM**

<b>7:00-8:00 AM</b>	25	24	40	32	28	30
<b>7:15-8:15 AM</b>	39	42	54	46	36	43
<b>7:30-8:30 AM</b>	45	44	63	56	46	51
<b>7:45-8:45 AM</b>	44	51	65	57	51	54
<b>8:00-9:00 AM</b>	54	59	55	61	54	57
<b>4:00-5:00 PM</b>	57	64	56	56	74	61
<b>4:15-5:15 PM</b>	56	50	59	58	77	60
<b>4:30-5:30 PM</b>	59	61	50	54	76	60
<b>4:45-5:45 PM</b>	56	57	60	64	70	61
<b>5:00-6:00 PM</b>	59	65	60	66	76	65

Client: |#REF!  
 File Number:  
 Route: Wellesley St  
 Location: Between Olmsted Rd & Stanford Ave

Site Ref: 10  
 Direction: WB

Count Time	5/1/2023		5/2/2023		5/3/2023		5/4/2023		5/5/2023		Average	
	AM	PM	AM	PM	AM	PM	AM	PM	AM	PM	AM	PM
00:00	0	4	1	9	1	4	3	6	2	3	1	5
00:15	0	6	0	3	1	8	2	7	1	10	1	7
00:30	1	1	2	5	0	6	2	6	2	9	1	5
00:45	1	8	1	4	2	3	2	2	0	1	1	4
01:00	0	5	0	6	1	2	0	10	0	7	0	6
01:15	1	6	0	6	1	6	0	7	2	4	1	6
01:30	2	5	1	3	0	8	0	6	2	6	1	6
01:45	0	4	0	5	0	3	1	6	1	9	0	5
02:00	1	2	0	5	0	6	1	6	1	6	1	5
02:15	0	3	0	6	0	2	0	3	0	8	0	4
02:30	0	4	0	3	0	3	0	8	0	6	0	5
02:45	0	7	0	4	0	4	0	8	0	9	0	6
03:00	0	9	0	6	0	5	0	13	0	1	0	7
03:15	0	2	0	20	0	4	0	6	0	5	0	7
03:30	1	6	0	8	1	6	0	6	0	6	0	6
03:45	0	6	0	4	0	4	0	6	0	5	0	5
04:00	0	8	0	4	0	5	0	10	0	8	0	7
04:15	0	5	0	8	0	5	0	7	0	8	0	7
04:30	1	7	1	7	0	4	0	3	0	13	0	7
04:45	0	3	0	8	0	5	1	10	0	8	0	7
05:00	1	7	0	7	0	14	0	5	0	11	0	9
05:15	1	10	1	8	0	8	2	14	0	11	1	10
05:30	0	9	0	15	0	11	0	6	0	8	0	10
05:45	0	10	1	13	0	9	0	10	0	10	0	10
06:00	0	7	2	7	2	16	1	11	2	10	1	10
06:15	2	9	1	10	0	11	0	12	3	19	1	12
06:30	5	11	2	9	3	10	3	13	2	15	3	12
06:45	4	8	2	10	1	6	1	10	0	11	2	9
07:00	1	6	1	14	1	20	1	5	4	13	2	12
07:15	2	5	1	8	0	14	1	6	0	10	1	9
07:30	3	12	4	12	2	10	2	5	1	4	2	9
07:45	8	9	6	11	4	11	5	18	6	8	6	11
08:00	7	8	4	8	5	4	5	16	2	10	5	9
08:15	4	6	4	13	4	4	4	11	4	9	4	9
08:30	2	6	5	10	7	13	1	8	1	9	3	9
08:45	8	6	6	10	4	8	6	8	4	9	6	8
09:00	3	5	5	13	7	7	6	10	6	12	5	9
09:15	4	4	5	8	6	9	5	13	9	11	6	9
09:30	3	9	3	6	5	6	1	12	7	8	4	8
09:45	7	6	6	12	9	2	8	9	7	9	7	8
10:00	3	1	2	7	2	5	4	3	5	7	3	5
10:15	1	6	3	8	5	5	3	3	4	2	3	5
10:30	6	5	4	6	14	0	6	4	7	5	7	4
10:45	6	3	5	2	10	2	4	5	4	5	6	3
11:00	4	1	3	1	3	5	9	1	5	4	5	2
11:15	6	0	6	2	4	3	4	4	7	4	5	3
11:30	8	2	7	2	3	3	1	2	4	5	5	3
11:45	7	1	8	4	6	2	6	2	5	3	6	2
<b>Totals</b>	<b>114</b>	<b>273</b>	<b>103</b>	<b>360</b>	<b>114</b>	<b>311</b>	<b>101</b>	<b>362</b>	<b>110</b>	<b>374</b>	<b>108</b>	<b>336</b>
<b>Day Total</b>	<b>387</b>	<b>463</b>	<b>425</b>	<b>463</b>	<b>484</b>	<b>444</b>						
<b>AM Pct</b>	<b>29.5%</b>	<b>22.2%</b>	<b>26.8%</b>	<b>21.8%</b>	<b>22.7%</b>	<b>24.4%</b>						
Peak Hour	9:00	18:30	9:00	18:15	9:00	18:30	9:00	18:30	8:45	17:30	9:00	18:30
Peak Volume	712	342	778	436	773	493	746	397	752	389	749	400
P.H.F	0.9368	0.9396	0.8493	0.9561	0.9159	0.9337	0.9279	0.8941	0.9495	0.8037	0.9512	0.9496

**AECOM**

<b>7:00-8:00 AM</b>	14	12	7	9	11	11
<b>7:15-8:15 AM</b>	20	15	11	13	9	14
<b>7:30-8:30 AM</b>	22	18	15	16	13	17
<b>7:45-8:45 AM</b>	21	19	20	15	13	18
<b>8:00-9:00 AM</b>	21	19	20	16	11	17
<b>4:00-5:00 PM</b>	23	27	19	30	37	27
<b>4:15-5:15 PM</b>	22	30	28	25	40	29
<b>4:30-5:30 PM</b>	27	30	31	32	43	33
<b>4:45-5:45 PM</b>	29	38	38	35	38	36
<b>5:00-6:00 PM</b>	36	43	42	35	40	39

Client: |#REF!  
 File Number:  
 Route: Wellesley St  
 Location: Between Olmsted Rd & Stanford Ave

Site Ref: 10  
 Direction: EB

Count Time	5/1/2023		5/2/2023		5/3/2023		5/4/2023		5/5/2023		Average	
	AM	PM	AM	PM	AM	PM	AM	PM	AM	PM	AM	PM
00:00	3	5	2	9	0	7	0	5	2	5	1	6
00:15	0	5	0	10	3	4	0	3	0	5	1	5
00:30	1	1	0	4	1	6	3	7	0	6	1	5
00:45	1	4	0	5	1	4	0	6	0	2	0	4
01:00	0	7	0	3	0	7	3	7	1	7	1	6
01:15	1	4	0	6	0	6	0	5	0	9	0	6
01:30	1	5	0	2	1	5	2	5	1	8	1	5
01:45	0	8	0	8	0	3	0	5	1	2	0	5
02:00	0	6	0	4	1	6	1	4	0	8	0	6
02:15	0	8	0	11	0	5	0	4	0	8	0	7
02:30	1	7	0	5	0	13	0	7	0	5	0	7
02:45	0	7	0	11	0	7	0	10	0	11	0	9
03:00	0	7	0	11	0	9	0	6	0	5	0	8
03:15	0	5	0	8	0	2	0	6	0	11	0	6
03:30	0	2	0	8	0	8	0	8	0	4	0	6
03:45	0	7	0	5	0	4	0	4	0	6	0	5
04:00	0	5	0	9	0	10	0	5	0	10	0	8
04:15	0	10	0	8	0	2	0	8	0	9	0	7
04:30	0	5	1	7	1	9	1	11	0	11	1	9
04:45	0	7	0	12	1	4	0	4	1	5	0	6
05:00	0	10	0	4	0	8	1	10	0	10	0	8
05:15	1	7	3	9	1	8	2	8	1	15	2	9
05:30	0	7	1	12	0	13	0	11	0	10	0	11
05:45	0	9	0	15	0	5	0	16	0	12	0	11
06:00	1	12	0	13	0	8	1	12	0	8	0	11
06:15	3	5	4	10	1	19	2	12	4	13	3	12
06:30	2	11	1	4	3	5	6	13	1	11	3	9
06:45	3	18	3	14	2	13	1	10	3	12	2	13
07:00	5	10	2	13	3	8	1	8	3	10	3	10
07:15	5	5	4	8	6	8	8	9	5	9	6	8
07:30	3	4	3	16	5	7	5	4	2	6	4	7
07:45	10	6	6	10	3	14	4	9	8	9	6	10
08:00	5	8	1	6	9	5	5	10	5	9	5	8
08:15	5	6	12	8	6	5	5	13	9	8	7	8
08:30	4	4	5	8	8	7	9	8	5	1	6	6
08:45	4	3	9	4	8	7	7	6	7	11	7	6
09:00	9	8	5	4	4	9	6	3	4	5	6	6
09:15	3	2	3	3	9	9	1	6	9	8	5	6
09:30	4	5	0	3	5	4	7	9	4	3	4	5
09:45	7	1	8	5	5	3	8	6	8	4	7	4
10:00	4	2	5	4	7	3	2	3	7	3	5	3
10:15	2	5	5	2	8	0	7	2	4	6	5	3
10:30	4	4	3	1	6	4	6	1	10	4	6	3
10:45	10	0	2	3	4	2	7	4	6	3	6	2
11:00	5	1	5	0	4	1	8	2	8	1	6	1
11:15	4	3	5	3	8	4	7	1	7	2	6	3
11:30	5	1	6	0	7	4	6	2	6	1	6	2
11:45	7	1	9	3	7	0	5	2	9	3	7	2
<b>Totals</b>	<b>123</b>	<b>273</b>	<b>113</b>	<b>331</b>	<b>138</b>	<b>304</b>	<b>137</b>	<b>320</b>	<b>141</b>	<b>334</b>	<b>130</b>	<b>312</b>
<b>Day Total</b>	<b>396</b>	<b>444</b>	<b>442</b>	<b>457</b>	<b>475</b>	<b>443</b>						
<b>AM Pct</b>	<b>31.1%</b>	<b>25.5%</b>	<b>31.2%</b>	<b>30.0%</b>	<b>29.7%</b>	<b>29.4%</b>						
<b>Peak Hour</b>	9:00	18:30	9:00	18:15	9:00	18:30	9:00	18:30	8:45	17:30	9:00	18:30
<b>Peak Volume</b>	712	342	778	436	773	493	746	397	752	389	749	400
<b>P.H.F</b>	0.9368	0.9396	0.8493	0.9561	0.9159	0.9337	0.9279	0.8941	0.9495	0.8037	0.9512	0.9496

**AECOM**

<b>7:00-8:00 AM</b>	23	15	17	18	18	18
<b>7:15-8:15 AM</b>	23	14	23	22	20	20
<b>7:30-8:30 AM</b>	23	22	23	19	24	22
<b>7:45-8:45 AM</b>	24	24	26	23	27	25
<b>8:00-9:00 AM</b>	18	27	31	26	26	26
<b>4:00-5:00 PM</b>	27	36	25	28	35	30
<b>4:15-5:15 PM</b>	32	31	23	33	35	31
<b>4:30-5:30 PM</b>	29	32	29	33	41	33
<b>4:45-5:45 PM</b>	31	37	33	33	40	35
<b>5:00-6:00 PM</b>	33	40	34	45	47	40

Client: |#REF!  
 File Number:  
 Route: |Oberlin St  
 Location: |Between Olmsted Rd & Stanford Ave

Site Ref: | 11  
 Direction: | WB

Count Date	5/1/2023		5/2/2023		5/3/2023		5/4/2023		5/5/2023		Average	
	AM	PM	AM	PM	AM	PM	AM	PM	AM	PM	AM	PM
00:00	1	2	0	1	1	1	0	0	2	1	1	1
00:15	1	5	1	1	0	2	1	2	3	5	1	3
00:30	0	4	0	1	0	7	1	3	0	3	0	4
00:45	0	3	0	5	0	3	0	1	0	1	0	3
01:00	0	5	0	8	0	11	0	2	0	4	0	6
01:15	0	3	0	2	0	16	0	3	0	5	0	6
01:30	0	3	0	2	0	3	1	1	0	3	0	2
01:45	0	5	1	6	0	1	0	6	1	5	0	5
02:00	0	12	0	15	0	4	1	15	0	10	0	11
02:15	0	6	0	12	0	2	0	7	1	4	0	6
02:30	0	1	0	7	0	2	0	4	0	10	0	5
02:45	1	10	0	4	0	7	1	4	0	4	0	6
03:00	1	3	0	2	0	4	0	4	0	4	0	3
03:15	0	0	0	4	0	1	0	2	1	3	0	2
03:30	0	5	0	3	0	5	0	1	0	4	0	4
03:45	0	3	0	3	0	4	0	6	0	6	0	4
04:00	0	1	0	6	0	1	0	3	0	2	0	3
04:15	0	3	0	4	0	3	0	4	0	4	0	4
04:30	0	5	0	2	1	3	2	3	0	1	1	3
04:45	0	4	0	2	0	6	0	3	0	5	0	4
05:00	1	2	1	2	1	2	1	6	1	5	1	3
05:15	1	5	1	7	0	3	2	0	0	6	1	4
05:30	1	4	0	9	1	8	0	3	1	3	1	5
05:45	0	5	0	7	0	4	0	5	0	6	0	5
06:00	1	5	1	2	1	5	2	7	1	5	1	5
06:15	3	6	1	4	1	6	0	8	2	8	1	6
06:30	1	6	1	5	2	5	0	3	0	7	1	5
06:45	2	8	4	3	1	7	3	5	4	5	3	6
07:00	3	5	1	1	3	2	1	4	6	5	3	3
07:15	2	5	2	4	2	8	6	9	2	6	3	6
07:30	4	5	2	3	9	5	5	7	6	3	5	5
07:45	26	1	21	7	21	3	27	6	17	3	22	4
08:00	31	6	48	3	45	3	37	2	42	4	41	4
08:15	3	5	4	3	6	3	11	3	3	4	5	4
08:30	7	6	5	2	8	6	9	4	4	3	7	4
08:45	5	5	7	2	8	3	4	5	4	4	6	4
09:00	8	7	3	6	1	7	7	3	6	3	5	5
09:15	4	2	5	1	2	2	4	2	3	3	4	2
09:30	2	2	1	3	1	3	1	2	4	1	2	2
09:45	4	0	1	1	4	4	4	5	4	1	3	2
10:00	3	2	5	0	4	5	4	0	5	5	4	2
10:15	1	0	0	1	4	1	5	3	3	2	3	1
10:30	2	4	5	1	2	1	5	2	1	1	3	2
10:45	3	0	3	3	5	3	0	0	4	1	3	1
11:00	3	2	3	2	4	1	2	1	2	0	3	1
11:15	2	1	5	1	3	3	1	0	0	1	2	1
11:30	5	1	1	1	3	0	3	2	4	6	3	2
11:45	4	3	1	0	3	0	6	2	2	3	3	2
<b>Totals</b>	<b>136</b>	<b>186</b>	<b>134</b>	<b>174</b>	<b>147</b>	<b>189</b>	<b>157</b>	<b>173</b>	<b>139</b>	<b>188</b>	<b>143</b>	<b>182</b>
<b>Day Total</b>	<b>322</b>	<b>308</b>	<b>336</b>	<b>330</b>	<b>327</b>	<b>325</b>						
<b>AM Pct</b>	<b>42.2%</b>	<b>43.5%</b>	<b>43.8%</b>	<b>47.6%</b>	<b>42.5%</b>	<b>43.9%</b>						
Peak Hour	9:00	18:30	9:00	18:15	9:00	18:30	9:00	18:30	8:45	17:30	9:00	18:30
Peak Volume	712	342	778	436	773	493	746	397	752	389	749	400
P.H.F	0.9368	0.9396	0.8493	0.9561	0.9159	0.9337	0.9279	0.8941	0.9495	0.8037	0.9512	0.9496

**AECOM**

<b>7:00-8:00 AM</b>	35	26	35	39	31	33
<b>7:15-8:15 AM</b>	63	73	77	75	67	71
<b>7:30-8:30 AM</b>	64	75	81	80	68	74
<b>7:45-8:45 AM</b>	67	78	80	84	66	75
<b>8:00-9:00 AM</b>	46	64	67	61	53	58

<b>4:00-5:00 PM</b>	13	14	13	13	12	13
<b>4:15-5:15 PM</b>	14	10	14	16	15	14
<b>4:30-5:30 PM</b>	16	13	14	12	17	14
<b>4:45-5:45 PM</b>	15	20	19	12	19	17
<b>5:00-6:00 PM</b>	16	25	17	14	20	18

Client: |#REF!  
 File Number:  
 Route: |Oberlin St  
 Location: |Between Olmsted Rd & Stanford Ave

Site Ref: | 11  
 Direction: | EB

Count Date	5/1/2023		5/2/2023		5/3/2023		5/4/2023		5/5/2023		Average	
	AM	PM	AM	PM	AM	PM	AM	PM	AM	PM	AM	PM
00:00	0	2	1	5	0	3	0	2	2	2	1	3
00:15	1	4	0	4	2	3	0	3	0	5	1	4
00:30	0	3	1	2	0	8	1	5	1	6	1	5
00:45	1	3	1	4	0	7	0	7	0	5	0	5
01:00	0	8	0	6	0	6	0	5	1	3	0	6
01:15	1	5	0	5	0	16	1	3	0	3	0	6
01:30	1	2	1	4	0	9	0	5	0	4	0	5
01:45	0	3	0	1	0	4	0	1	1	3	0	2
02:00	0	3	0	3	0	4	0	2	0	2	0	3
02:15	0	10	0	16	0	3	0	12	0	8	0	10
02:30	0	3	0	8	0	1	0	6	0	2	0	4
02:45	0	9	0	8	0	5	0	11	0	6	0	8
03:00	0	4	0	3	0	4	0	2	0	5	0	4
03:15	0	6	0	5	0	9	0	7	0	9	0	7
03:30	1	5	0	0	0	4	0	0	1	4	0	3
03:45	0	6	0	2	0	3	0	3	0	3	0	3
04:00	0	5	0	8	0	5	0	7	0	3	0	6
04:15	0	4	0	7	0	10	0	5	0	11	0	7
04:30	0	8	0	7	0	4	0	6	0	8	0	7
04:45	1	5	0	3	1	6	0	3	0	7	0	5
05:00	0	8	0	4	0	2	0	6	0	14	0	7
05:15	1	4	0	4	0	5	0	9	0	10	0	6
05:30	0	5	0	13	0	3	0	3	0	10	0	7
05:45	0	8	0	4	0	8	0	6	0	4	0	6
06:00	0	8	1	4	0	8	1	8	0	7	0	7
06:15	0	4	2	7	2	3	0	5	1	10	1	6
06:30	0	3	0	7	1	7	0	4	0	7	0	6
06:45	0	9	0	4	0	7	1	4	1	7	0	6
07:00	1	3	1	4	1	3	3	3	1	2	1	3
07:15	4	6	3	4	6	5	2	3	3	7	4	5
07:30	6	3	5	4	5	3	4	7	5	5	5	4
07:45	8	5	1	3	4	5	3	4	5	2	4	4
08:00	9	1	9	3	8	2	13	6	9	6	10	4
08:15	5	4	9	2	6	2	12	3	4	5	7	3
08:30	6	3	4	3	4	4	5	2	9	2	6	3
08:45	4	5	5	1	3	2	6	2	4	2	4	2
09:00	8	6	4	4	7	3	4	3	6	3	6	4
09:15	5	3	4	2	3	3	4	3	3	4	4	3
09:30	3	0	8	0	3	2	2	2	5	2	4	1
09:45	4	0	2	4	2	4	7	2	2	1	3	2
10:00	4	1	3	1	8	5	2	0	5	0	4	1
10:15	2	3	5	4	2	1	6	2	6	1	4	2
10:30	2	4	4	2	3	1	2	1	5	1	3	2
10:45	3	2	3	3	7	1	3	1	4	0	4	1
11:00	1	1	3	0	4	1	3	1	2	1	3	1
11:15	4	0	4	0	6	0	4	3	2	2	4	1
11:30	2	2	1	0	1	0	3	0	6	1	3	1
11:45	5	0	4	0	0	0	4	0	9	1	6	0
<b>Totals</b>	<b>93</b>	<b>199</b>	<b>89</b>	<b>192</b>	<b>97</b>	<b>204</b>	<b>96</b>	<b>188</b>	<b>103</b>	<b>216</b>	<b>96</b>	<b>200</b>
<b>Day Total</b>	<b>292</b>		<b>281</b>		<b>301</b>		<b>284</b>		<b>319</b>		<b>295</b>	
<b>AM Pct</b>	<b>31.8%</b>		<b>31.7%</b>		<b>32.2%</b>		<b>33.8%</b>		<b>32.3%</b>		<b>32.4%</b>	
<b>Peak Hour</b>	9:00	18:30	9:00	18:15	9:00	18:30	9:00	18:30	8:45	17:30	9:00	18:30
<b>Peak Volume</b>	712	342	778	436	773	493	746	397	752	389	749	400
<b>P.H.F</b>	0.9368	0.9396	0.8493	0.9561	0.9159	0.9337	0.9279	0.8941	0.9495	0.8037	0.9512	0.9496

**AECOM**

<b>7:00-8:00 AM</b>	19	10	16	12	14	14
<b>7:15-8:15 AM</b>	27	18	23	22	22	22
<b>7:30-8:30 AM</b>	28	24	23	32	23	26
<b>7:45-8:45 AM</b>	28	23	22	33	27	27
<b>8:00-9:00 AM</b>	24	27	21	36	26	27
<b>4:00-5:00 PM</b>	22	25	25	21	29	24
<b>4:15-5:15 PM</b>	25	21	22	20	40	26
<b>4:30-5:30 PM</b>	25	18	17	24	39	25
<b>4:45-5:45 PM</b>	22	24	16	21	41	25
<b>5:00-6:00 PM</b>	25	25	18	24	38	26

Client: |#REF!  
 File Number:  
 Route: |Olmsted Rd  
 Location: |North of Escondido Rd

Site Ref: | 12  
 Direction: | NB

Count Date	5/1/2023		5/2/2023		5/3/2023		5/4/2023		5/5/2023		Average	
	AM	PM	AM	PM	AM	PM	AM	PM	AM	PM	AM	PM
00:00	0	2	0	3	0	1	0	1	0	1	0	2
00:15	0	3	0	0	0	1	0	2	0	1	0	1
00:30	0	6	0	3	0	13	0	0	0	2	0	5
00:45	0	5	0	2	0	10	0	6	0	5	0	6
01:00	0	5	0	0	0	8	0	3	0	1	0	3
01:15	0	3	0	2	0	3	0	0	0	4	0	2
01:30	0	7	0	1	1	4	1	2	0	0	0	3
01:45	0	4	0	6	0	1	0	9	0	8	0	6
02:00	0	8	0	10	0	0	0	7	0	10	0	7
02:15	0	6	0	11	0	0	0	5	0	5	0	5
02:30	1	4	0	5	0	0	0	2	0	3	0	3
02:45	0	3	0	4	0	4	0	7	0	4	0	4
03:00	0	4	0	4	0	0	0	2	0	2	0	2
03:15	0	0	0	1	0	0	0	0	0	1	0	0
03:30	1	7	0	1	0	5	0	2	0	2	0	3
03:45	0	10	0	5	0	6	0	8	0	9	0	8
04:00	0	6	0	1	0	1	0	1	0	4	0	3
04:15	0	3	0	2	0	1	0	0	0	3	0	2
04:30	0	2	0	3	0	2	0	4	0	1	0	2
04:45	1	3	0	2	0	1	1	1	0	5	0	2
05:00	0	4	0	5	0	1	0	3	0	4	0	3
05:15	0	1	0	1	1	3	0	5	1	3	0	3
05:30	0	2	0	7	0	3	0	2	0	4	0	4
05:45	0	5	0	0	0	0	0	2	0	4	0	2
06:00	0	1	0	5	0	4	0	4	0	1	0	3
06:15	1	2	0	2	2	2	2	1	1	1	1	2
06:30	2	6	2	1	0	4	1	1	3	1	2	3
06:45	1	3	0	2	2	3	2	4	1	1	1	3
07:00	5	1	3	1	6	2	3	1	5	2	4	1
07:15	2	0	6	2	4	3	1	1	4	2	3	2
07:30	9	3	10	0	6	1	8	0	7	1	8	1
07:45	10	0	9	0	5	3	7	1	7	0	8	1
08:00	18	2	18	0	23	1	20	3	15	2	19	2
08:15	5	0	3	1	8	0	6	1	1	0	5	0
08:30	5	0	6	0	2	0	4	0	2	0	4	0
08:45	6	1	5	1	5	0	6	0	4	1	5	1
09:00	8	1	3	1	0	1	1	0	1	2	3	1
09:15	0	1	2	1	3	1	1	0	1	0	1	1
09:30	1	0	4	2	1	0	0	0	2	0	2	0
09:45	2	1	1	0	3	0	1	1	0	0	1	0
10:00	2	0	3	0	3	0	2	0	2	0	2	0
10:15	2	0	3	1	0	0	1	0	1	0	1	0
10:30	3	0	1	0	1	0	1	1	3	1	2	0
10:45	0	0	2	0	2	0	3	0	2	0	2	0
11:00	8	0	7	0	3	0	8	0	5	0	6	0
11:15	9	0	6	0	8	0	5	0	5	0	7	0
11:30	2	0	4	0	3	0	5	0	9	0	5	0
11:45	1	0	1	0	3	0	0	1	3	0	2	0
<b>Totals</b>	<b>105</b>	<b>125</b>	<b>99</b>	<b>99</b>	<b>95</b>	<b>93</b>	<b>90</b>	<b>94</b>	<b>85</b>	<b>101</b>	<b>95</b>	<b>102</b>
<b>Day Total</b>	<b>230</b>	<b>198</b>	<b>188</b>	<b>184</b>	<b>186</b>	<b>197</b>						
<b>AM Pct</b>	<b>45.7%</b>	<b>50.0%</b>	<b>50.5%</b>	<b>48.9%</b>	<b>45.7%</b>	<b>48.1%</b>						
Peak Hour	9:00	18:30	9:00	18:15	9:00	18:30	9:00	18:30	8:45	17:30	9:00	18:30
Peak Volume	712	342	778	436	773	493	746	397	752	389	749	400
P.H.F	0.9368	0.9396	0.8493	0.9561	0.9159	0.9337	0.9279	0.8941	0.9495	0.8037	0.9512	0.9496

**AECOM**

<b>7:00-8:00 AM</b>	26	28	21	19	23	23
<b>7:15-8:15 AM</b>	39	43	38	36	33	38
<b>7:30-8:30 AM</b>	42	40	42	41	30	39
<b>7:45-8:45 AM</b>	38	36	38	37	25	35
<b>8:00-9:00 AM</b>	34	32	38	36	22	32
<b>4:00-5:00 PM</b>	14	8	5	6	13	9
<b>4:15-5:15 PM</b>	12	12	5	8	13	10
<b>4:30-5:30 PM</b>	10	11	7	13	13	11
<b>4:45-5:45 PM</b>	10	15	8	11	16	12
<b>5:00-6:00 PM</b>	12	13	7	12	15	12

Client: |#REF!  
 File Number:  
 Route: |Olmsted Rd  
 Location: |North of Escondido Rd

Site Ref: | 12  
 Direction: | SB

Count Date	5/1/2023		5/2/2023		5/3/2023		5/4/2023		5/5/2023		Average	
	AM	PM	AM	PM	AM	PM	AM	PM	AM	PM	AM	PM
00:00	0	1	0	1	0	3	0	1	0	6	0	2
00:15	0	6	0	1	0	0	0	1	1	4	0	2
00:30	0	3	0	3	1	9	0	0	0	0	0	3
00:45	0	3	0	1	0	7	0	4	0	4	0	4
01:00	0	9	0	4	0	10	0	6	0	5	0	7
01:15	0	9	0	5	0	10	0	2	0	5	0	6
01:30	0	5	0	1	0	11	0	2	0	2	0	4
01:45	0	3	0	2	0	1	0	3	0	7	0	3
02:00	0	8	0	8	0	2	0	11	0	7	0	7
02:15	0	13	0	12	0	6	0	6	0	11	0	10
02:30	0	5	0	7	0	2	0	11	0	10	0	7
02:45	0	9	0	5	0	3	0	9	0	8	0	7
03:00	0	5	0	2	0	2	0	2	0	2	0	3
03:15	0	3	0	3	0	0	0	4	0	4	0	3
03:30	1	5	0	3	0	2	0	8	1	1	0	4
03:45	0	8	0	4	0	5	0	4	0	10	0	6
04:00	0	6	0	5	0	6	0	7	0	7	0	6
04:15	0	7	0	7	0	7	0	4	0	3	0	6
04:30	0	5	0	1	0	3	1	2	0	6	0	3
04:45	0	7	0	2	0	3	0	6	0	4	0	4
05:00	0	3	1	7	0	4	1	5	1	6	1	5
05:15	0	9	1	5	0	4	0	4	0	3	0	5
05:30	0	6	0	3	0	3	0	3	1	3	0	4
05:45	0	0	0	5	0	2	0	3	0	7	0	3
06:00	1	5	1	2	1	2	1	6	1	1	1	3
06:15	1	0	2	2	2	1	1	3	3	0	2	1
06:30	1	3	0	4	1	4	1	1	1	0	1	2
06:45	0	0	1	3	1	1	1	1	1	1	1	1
07:00	2	0	0	2	1	1	2	4	1	0	1	1
07:15	0	1	1	0	4	0	2	0	1	1	2	0
07:30	4	1	2	0	3	0	4	1	4	0	3	0
07:45	19	0	22	1	19	1	23	0	16	1	20	1
08:00	33	1	48	0	46	0	44	1	42	2	43	1
08:15	12	1	8	0	13	0	11	1	4	0	10	0
08:30	7	1	6	0	9	0	6	0	5	1	7	0
08:45	4	1	7	0	6	4	4	1	2	0	5	1
09:00	5	0	3	0	4	2	4	0	5	1	4	1
09:15	8	0	4	1	4	0	3	0	3	2	4	1
09:30	4	0	2	0	3	0	1	0	3	0	3	0
09:45	1	0	2	1	6	0	3	0	9	1	4	0
10:00	3	1	3	0	4	0	1	0	2	0	3	0
10:15	1	0	3	1	2	0	4	0	5	0	3	0
10:30	4	1	5	0	3	0	1	0	3	0	3	0
10:45	3	0	3	0	2	0	1	0	1	0	2	0
11:00	5	0	3	0	2	1	3	0	1	0	3	0
11:15	5	0	7	0	7	0	6	0	0	0	5	0
11:30	8	0	4	0	5	1	6	0	5	0	6	0
11:45	5	0	8	0	5	0	7	0	4	0	6	0
<b>Totals</b>	<b>137</b>	<b>154</b>	<b>147</b>	<b>114</b>	<b>154</b>	<b>123</b>	<b>142</b>	<b>127</b>	<b>126</b>	<b>136</b>	<b>141</b>	<b>131</b>
<b>Day Total</b>	<b>291</b>		<b>261</b>		<b>277</b>		<b>269</b>		<b>262</b>		<b>272</b>	
<b>AM Pct</b>	<b>47.1%</b>		<b>56.3%</b>		<b>55.6%</b>		<b>52.8%</b>		<b>48.1%</b>		<b>51.9%</b>	
<b>Peak Hour</b>	9:00	18:30	9:00	18:15	9:00	18:30	9:00	18:30	8:45	17:30	9:00	18:30
<b>Peak Volume</b>	712	342	778	436	773	493	746	397	752	389	749	400
<b>P.H.F</b>	0.9368	0.9396	0.8493	0.9561	0.9159	0.9337	0.9279	0.8941	0.9495	0.8037	0.9512	0.9496

**AECOM**

<b>7:00-8:00 AM</b>	25	25	27	31	22	26
<b>7:15-8:15 AM</b>	56	73	72	73	63	67
<b>7:30-8:30 AM</b>	68	80	81	82	66	75
<b>7:45-8:45 AM</b>	71	84	87	84	67	79
<b>8:00-9:00 AM</b>	56	69	74	65	53	63

<b>4:00-5:00 PM</b>	25	15	19	19	20	20
<b>4:15-5:15 PM</b>	22	17	17	17	19	18
<b>4:30-5:30 PM</b>	24	15	14	17	19	18
<b>4:45-5:45 PM</b>	25	17	14	18	16	18
<b>5:00-6:00 PM</b>	18	20	13	15	19	17



Client: |#REF!  
 File Number:  
 Route: |Bowdoin St  
 Location: |Between Stanford Ave & Pine Hill Rd

Site Ref: | 13  
 Direction: | WB

Count Date	5/1/2023		5/2/2023		5/3/2023		5/4/2023		5/5/2023		Average	
	AM	PM	AM	PM	AM	PM	AM	PM	AM	PM	AM	PM
00:00	0	53	3	35	7	44	6	38	6	53	4	45
00:15	8	57	3	48	5	63	5	50	5	44	5	52
00:30	2	49	2	42	4	51	3	44	4	55	3	48
00:45	6	49	5	58	1	46	3	59	2	61	3	55
01:00	2	48	0	48	4	41	1	51	4	46	2	47
01:15	1	55	1	48	1	43	3	31	2	54	2	46
01:30	4	36	3	44	1	41	4	40	4	61	3	44
01:45	1	35	1	41	1	51	1	44	2	58	1	46
02:00	5	37	0	41	2	35	3	34	5	49	3	39
02:15	2	44	0	40	1	34	0	44	0	50	1	42
02:30	0	33	0	42	2	32	1	54	1	48	1	42
02:45	0	40	0	48	0	52	2	47	1	61	1	50
03:00	0	34	2	41	1	32	0	49	1	42	1	40
03:15	1	61	1	29	1	56	1	52	2	47	1	49
03:30	2	49	1	54	4	50	2	44	1	50	2	49
03:45	0	43	0	52	0	55	2	63	2	69	1	56
04:00	5	48	2	56	2	65	4	61	2	71	3	60
04:15	4	58	4	47	3	80	4	55	3	70	4	62
04:30	7	49	4	53	8	50	6	65	7	61	6	56
04:45	13	32	14	54	10	57	14	54	11	73	12	54
05:00	16	58	18	62	15	63	16	66	17	62	16	62
05:15	18	68	17	83	20	80	25	63	23	70	21	73
05:30	28	59	31	69	28	61	34	66	31	89	30	69
05:45	60	62	68	86	65	71	62	67	67	72	64	72
06:00	54	48	58	65	43	60	50	61	40	59	49	59
06:15	54	41	50	70	56	54	50	59	50	57	52	56
06:30	44	48	46	49	42	49	33	60	41	66	41	54
06:45	50	45	57	55	56	61	40	54	44	53	49	54
07:00	48	48	56	46	47	57	50	52	42	69	49	54
07:15	53	39	63	47	61	40	58	46	40	52	55	45
07:30	65	29	73	40	74	33	79	44	74	41	73	37
07:45	93	47	93	38	85	30	89	39	78	41	88	39
08:00	104	38	100	34	108	31	92	43	94	38	100	37
08:15	101	37	106	27	111	30	98	28	95	35	102	31
08:30	109	28	99	31	85	40	95	36	94	50	96	37
08:45	118	35	141	31	120	38	107	28	105	44	118	35
09:00	82	29	107	31	105	31	86	36	83	45	93	34
09:15	104	24	74	29	86	23	58	33	80	41	80	30
09:30	88	17	70	23	72	17	67	32	69	29	73	24
09:45	49	24	72	24	70	17	74	22	73	26	68	23
10:00	55	12	53	12	63	16	57	7	61	23	58	14
10:15	36	15	72	14	61	16	73	18	58	19	60	16
10:30	34	17	50	10	47	16	55	18	39	18	45	16
10:45	66	11	60	9	51	9	58	20	63	19	60	14
11:00	47	8	44	8	48	18	56	8	52	19	49	12
11:15	46	4	47	12	52	9	76	10	48	24	54	12
11:30	51	6	45	5	44	15	55	6	55	21	50	11
11:45	46	6	59	5	53	8	69	13	63	9	58	8
<b>Totals</b>	<b>1782</b>	<b>1813</b>	<b>1875</b>	<b>1936</b>	<b>1826</b>	<b>1971</b>	<b>1827</b>	<b>2014</b>	<b>1744</b>	<b>2314</b>	<b>1811</b>	<b>2010</b>
<b>Day Total</b>	<b>3595</b>		<b>3811</b>		<b>3797</b>		<b>3841</b>		<b>4058</b>		<b>3820</b>	
<b>AM Pct</b>	<b>49.6%</b>		<b>49.2%</b>		<b>48.1%</b>		<b>47.6%</b>		<b>43.0%</b>		<b>47.4%</b>	
<b>Peak Hour</b>	<b>9:00</b>	<b>18:30</b>	<b>9:00</b>	<b>18:15</b>	<b>9:00</b>	<b>18:30</b>	<b>9:00</b>	<b>18:30</b>	<b>8:45</b>	<b>17:30</b>	<b>9:00</b>	<b>18:30</b>
<b>Peak Volume</b>	<b>712</b>	<b>342</b>	<b>778</b>	<b>436</b>	<b>773</b>	<b>493</b>	<b>746</b>	<b>397</b>	<b>752</b>	<b>389</b>	<b>749</b>	<b>400</b>
<b>P.H.F</b>	<b>0.9368</b>	<b>0.9396</b>	<b>0.8493</b>	<b>0.9561</b>	<b>0.9159</b>	<b>0.9337</b>	<b>0.9279</b>	<b>0.8941</b>	<b>0.9495</b>	<b>0.8037</b>	<b>0.9512</b>	<b>0.9496</b>

**AECOM**

<b>7:00-8:00 AM</b>	259	285	267	276	234	264
<b>7:15-8:15 AM</b>	315	329	328	318	286	315
<b>7:30-8:30 AM</b>	363	372	378	358	341	362
<b>7:45-8:45 AM</b>	407	398	389	374	361	386
<b>8:00-9:00 AM</b>	432	446	424	392	388	416
<b>4:00-5:00 PM</b>	187	210	252	235	275	232
<b>4:15-5:15 PM</b>	197	216	250	240	266	234
<b>4:30-5:30 PM</b>	207	252	250	248	266	245
<b>4:45-5:45 PM</b>	217	268	261	249	294	258
<b>5:00-6:00 PM</b>	247	300	275	262	293	275

Client: |#REF!  
 File Number:  
 Route: |Bowdoin St  
 Location: |Between Stanford Ave & Pine Hill Rd

Site Ref: | 13  
 Direction: | EB

Count Date	5/1/2023		5/2/2023		5/3/2023		5/4/2023		5/5/2023		Average	
	AM	PM	AM	PM	AM	PM	AM	PM	AM	PM	AM	PM
00:00	7	47	9	40	11	40	8	30	9	49	9	41
00:15	6	46	5	36	6	48	5	32	8	62	6	45
00:30	3	39	4	41	7	38	5	43	6	61	5	44
00:45	1	36	3	45	4	48	2	42	4	53	3	45
01:00	1	42	2	48	1	54	6	50	2	62	2	51
01:15	4	46	2	38	2	47	4	57	8	49	4	47
01:30	3	43	5	61	4	62	2	60	1	55	3	56
01:45	2	49	0	64	3	57	1	65	4	58	2	59
02:00	0	76	2	88	1	73	1	54	4	82	2	75
02:15	0	74	2	68	4	67	3	60	5	79	3	70
02:30	3	97	5	111	6	94	6	95	5	123	5	104
02:45	3	75	2	83	3	68	4	71	4	81	3	76
03:00	0	80	1	86	2	68	0	88	0	89	1	82
03:15	2	82	0	92	2	78	0	87	0	91	1	86
03:30	0	82	1	64	1	76	3	75	1	93	1	78
03:45	1	67	0	75	0	69	0	66	0	77	0	71
04:00	0	75	0	79	0	78	1	92	4	82	1	81
04:15	0	86	1	109	0	92	0	76	2	87	1	90
04:30	1	118	0	95	0	106	0	113	1	102	0	107
04:45	0	88	0	96	0	92	2	96	0	118	0	98
05:00	1	105	0	119	5	114	2	116	1	110	2	113
05:15	1	102	4	109	1	93	4	96	2	118	2	104
05:30	0	107	2	108	2	135	0	114	3	111	1	115
05:45	2	81	3	91	1	81	3	119	6	124	3	99
06:00	5	94	8	120	8	81	6	116	6	107	7	104
06:15	1	82	5	110	6	106	7	105	8	114	5	103
06:30	10	71	8	97	8	77	12	74	6	87	9	81
06:45	13	62	10	77	13	99	10	80	8	61	11	76
07:00	11	53	11	52	17	77	8	64	19	66	13	62
07:15	23	56	20	57	21	75	21	73	21	59	21	64
07:30	19	51	25	83	20	59	23	68	23	59	22	64
07:45	35	46	32	37	31	51	35	45	27	41	32	44
08:00	40	40	44	59	39	37	43	52	46	40	42	46
08:15	33	30	31	34	30	39	25	51	25	40	29	39
08:30	36	34	29	37	28	38	36	37	42	32	34	36
08:45	40	34	37	40	35	44	39	43	33	61	37	44
09:00	36	36	30	44	34	40	25	52	27	53	30	45
09:15	39	27	25	23	22	39	24	35	32	34	28	32
09:30	27	32	23	33	32	33	36	31	34	37	30	33
09:45	31	30	26	29	29	19	27	40	46	31	32	30
10:00	27	20	43	17	27	18	26	28	41	25	33	22
10:15	30	21	28	19	27	14	35	12	36	26	31	18
10:30	30	17	39	18	33	16	39	10	33	28	35	18
10:45	19	14	30	13	24	14	38	16	39	24	30	16
11:00	28	6	44	14	39	13	28	11	39	21	36	13
11:15	31	12	31	12	30	12	41	11	40	20	35	13
11:30	47	9	41	7	40	8	40	15	36	9	41	10
11:45	43	7	35	4	29	13	46	8	41	17	39	10
<b>Totals</b>	<b>695</b>	<b>2627</b>	<b>708</b>	<b>2882</b>	<b>688</b>	<b>2800</b>	<b>732</b>	<b>2874</b>	<b>788</b>	<b>3108</b>	<b>722</b>	<b>2858</b>
<b>Day Total</b>	<b>3322</b>		<b>3590</b>		<b>3488</b>		<b>3606</b>		<b>3896</b>		<b>3580</b>	
<b>AM Pct</b>	20.9%		19.7%		19.7%		20.3%		20.2%		20.2%	
<b>Peak Hour</b>	9:00	18:30	9:00	18:15	9:00	18:30	9:00	18:30	8:45	17:30	9:00	18:30
<b>Peak Volume</b>	712	342	778	436	773	493	746	397	752	389	749	400
<b>P.H.F</b>	0.9368	0.9396	0.8493	0.9561	0.9159	0.9337	0.9279	0.8941	0.9495	0.8037	0.9512	0.9496

**AECOM**

<b>7:00-8:00 AM</b>	88	88	89	87	90	88
<b>7:15-8:15 AM</b>	117	121	111	122	117	118
<b>7:30-8:30 AM</b>	127	132	120	126	121	125
<b>7:45-8:45 AM</b>	144	136	128	139	140	137
<b>8:00-9:00 AM</b>	149	141	132	143	146	142
<b>4:00-5:00 PM</b>	367	379	368	377	389	376
<b>4:15-5:15 PM</b>	397	419	404	401	417	408
<b>4:30-5:30 PM</b>	413	419	405	421	448	421
<b>4:45-5:45 PM</b>	402	432	434	422	457	429
<b>5:00-6:00 PM</b>	395	427	423	445	463	431

Client: |#REF!  
 File Number:  
 Route: |Raimundo Way  
 Location: |Between Stanford Ave & Pine Hill Rd

Site Ref: | 14  
 Direction: | WB

Count Date	5/1/2023		5/2/2023		5/3/2023		5/4/2023		5/5/2023		Average	
	AM	PM	AM	PM	AM	PM	AM	PM	AM	PM	AM	PM
00:00	1	16	1	7	0	10	2	12	0	15	1	12
00:15	0	8	0	13	1	14	1	6	0	16	0	11
00:30	0	17	0	7	0	11	0	4	0	10	0	10
00:45	1	6	0	1	0	11	0	9	0	9	0	7
01:00	0	10	0	5	0	8	0	8	0	10	0	8
01:15	2	16	0	10	0	10	0	7	0	7	0	10
01:30	1	12	0	8	0	10	0	8	0	10	0	10
01:45	0	9	0	18	0	2	0	11	0	6	0	9
02:00	0	10	1	3	0	6	1	9	0	18	0	9
02:15	0	7	0	10	1	17	0	11	0	13	0	12
02:30	1	13	0	22	0	10	0	19	1	5	0	14
02:45	0	10	0	9	0	12	0	9	0	21	0	12
03:00	0	11	0	11	0	11	0	8	0	7	0	10
03:15	0	14	0	12	0	6	2	8	0	7	0	9
03:30	0	12	0	11	0	14	0	12	0	13	0	12
03:45	0	14	0	9	0	13	0	15	0	9	0	12
04:00	0	13	0	12	0	11	1	11	0	10	0	11
04:15	0	17	0	9	0	9	0	9	0	16	0	12
04:30	1	16	0	9	0	9	0	12	0	15	0	12
04:45	0	6	0	15	0	12	0	10	2	21	0	13
05:00	1	9	0	11	2	13	0	11	0	16	1	12
05:15	0	7	0	8	0	13	0	8	3	13	1	10
05:30	1	18	1	9	0	14	0	15	0	15	0	14
05:45	1	6	1	14	2	8	1	18	1	10	1	11
06:00	1	11	1	20	1	10	0	13	0	15	1	14
06:15	1	14	2	12	4	7	2	16	1	11	2	12
06:30	4	11	4	10	3	12	9	9	8	11	6	11
06:45	4	6	3	7	3	4	3	7	7	9	4	7
07:00	8	7	3	6	3	8	4	5	5	9	5	7
07:15	10	13	6	12	10	8	10	6	7	11	9	10
07:30	8	3	5	9	7	6	9	7	9	1	8	5
07:45	13	6	14	8	13	10	13	7	15	8	14	8
08:00	19	5	15	7	16	6	14	5	14	4	16	5
08:15	14	1	14	7	12	9	17	7	10	6	13	6
08:30	15	11	20	6	16	6	17	8	12	10	16	8
08:45	11	6	15	4	9	4	21	4	16	9	14	5
09:00	8	4	12	6	17	1	8	3	24	5	14	4
09:15	17	2	10	2	19	3	14	6	14	3	15	3
09:30	10	3	17	1	11	1	11	2	7	5	11	2
09:45	12	4	8	7	15	2	16	5	19	1	14	4
10:00	6	3	10	6	12	3	10	3	13	4	10	4
10:15	12	1	11	1	7	3	9	3	13	3	10	2
10:30	7	2	14	2	10	1	16	1	12	6	12	2
10:45	8	1	8	1	9	1	12	1	11	2	10	1
11:00	5	0	7	0	6	2	7	1	11	1	7	1
11:15	16	0	9	1	3	0	10	3	8	1	9	1
11:30	12	1	11	2	5	0	12	1	4	2	9	1
11:45	11	0	12	2	10	0	5	0	9	1	9	1
<b>Totals</b>	<b>242</b>	<b>392</b>	<b>235</b>	<b>382</b>	<b>227</b>	<b>361</b>	<b>257</b>	<b>373</b>	<b>256</b>	<b>430</b>	<b>243</b>	<b>388</b>
<b>Day Total</b>	<b>634</b>		<b>617</b>		<b>588</b>		<b>630</b>		<b>686</b>		<b>631</b>	
<b>AM Pct</b>	<b>38.2%</b>		<b>38.1%</b>		<b>38.6%</b>		<b>40.8%</b>		<b>37.3%</b>		<b>38.6%</b>	
<b>Peak Hour</b>	9:00	18:30	9:00	18:15	9:00	18:30	9:00	18:30	8:45	17:30	9:00	18:30
<b>Peak Volume</b>	712	342	778	436	773	493	746	397	752	389	749	400
<b>P.H.F</b>	0.9368	0.9396	0.8493	0.9561	0.9159	0.9337	0.9279	0.8941	0.9495	0.8037	0.9512	0.9496

**AECOM**

<b>7:00-8:00 AM</b>	39	28	33	36	36	34
<b>7:15-8:15 AM</b>	50	40	46	46	45	45
<b>7:30-8:30 AM</b>	54	48	48	53	48	50
<b>7:45-8:45 AM</b>	61	63	57	61	51	59
<b>8:00-9:00 AM</b>	59	64	53	69	52	59
<b>4:00-5:00 PM</b>	52	45	41	42	62	48
<b>4:15-5:15 PM</b>	48	44	43	42	68	49
<b>4:30-5:30 PM</b>	38	43	47	41	65	47
<b>4:45-5:45 PM</b>	40	43	52	44	65	49
<b>5:00-6:00 PM</b>	40	42	48	52	54	47

Client: |#REF!  
 File Number:  
 Route: |Raimundo Way  
 Location: |Between Stanford Ave & Pine Hill Rd

Site Ref: | 14  
 Direction: | EB

Count Date	5/1/2023		5/2/2023		5/3/2023		5/4/2023		5/5/2023		Average	
	AM	PM	AM	PM	AM	PM	AM	PM	AM	PM	AM	PM
00:00	1	17	0	10	0	15	1	10	0	6	0	12
00:15	0	3	0	11	0	16	0	16	0	15	0	12
00:30	1	12	0	11	1	6	0	12	0	15	0	11
00:45	0	8	0	7	1	7	0	11	2	16	1	10
01:00	1	8	0	10	0	17	1	15	1	8	1	12
01:15	0	8	0	15	1	13	0	12	1	18	0	13
01:30	0	12	0	4	0	13	0	11	0	14	0	11
01:45	0	14	0	18	0	16	0	7	0	12	0	13
02:00	0	14	0	18	0	18	0	7	0	16	0	15
02:15	0	14	2	15	1	17	2	15	0	19	1	16
02:30	1	12	2	12	3	7	2	16	3	14	2	12
02:45	0	10	0	9	0	10	0	9	1	9	0	9
03:00	0	12	0	16	0	16	0	12	0	22	0	16
03:15	0	17	0	12	0	16	0	16	0	23	0	17
03:30	0	21	0	9	0	12	1	17	0	14	0	15
03:45	1	14	0	11	0	12	0	9	0	18	0	13
04:00	0	23	0	21	0	13	0	29	0	15	0	20
04:15	0	19	0	24	0	16	1	8	0	18	0	17
04:30	0	11	0	11	0	14	0	13	0	20	0	14
04:45	1	22	0	10	0	13	0	14	2	14	1	15
05:00	1	13	2	12	1	17	0	22	1	20	1	17
05:15	0	11	0	12	1	13	0	11	0	17	0	13
05:30	3	14	1	8	0	11	0	14	0	17	1	13
05:45	0	13	0	11	0	18	1	11	3	20	1	15
06:00	1	15	1	18	0	21	1	20	1	19	1	19
06:15	0	14	0	18	2	8	0	15	0	11	0	13
06:30	0	12	0	7	1	9	2	8	1	4	1	8
06:45	2	10	2	10	2	7	4	6	3	14	3	9
07:00	6	8	6	4	4	6	5	12	6	8	5	8
07:15	5	4	4	6	7	9	6	4	4	11	5	7
07:30	12	6	7	7	11	5	15	7	9	4	11	6
07:45	23	5	27	6	28	9	25	5	23	6	25	6
08:00	14	6	14	4	17	3	9	4	15	7	14	5
08:15	12	2	16	5	9	11	8	4	10	8	11	6
08:30	17	2	17	3	12	6	15	2	21	4	16	3
08:45	12	3	17	5	14	5	16	4	14	7	15	5
09:00	8	5	6	6	9	1	11	4	16	7	10	5
09:15	7	1	12	4	12	2	10	3	11	1	10	2
09:30	7	4	13	3	17	2	9	4	11	3	11	3
09:45	11	6	7	5	14	1	12	2	12	3	11	3
10:00	12	2	3	5	5	0	5	1	12	1	7	2
10:15	5	0	6	1	11	1	12	1	15	1	10	1
10:30	8	0	13	1	13	0	10	0	14	2	12	1
10:45	12	1	10	1	5	1	7	0	13	2	9	1
11:00	11	1	6	2	7	2	8	0	13	5	9	2
11:15	12	0	11	1	8	0	20	0	4	1	11	0
11:30	18	0	16	0	10	0	13	0	13	0	14	0
11:45	12	2	13	1	17	0	16	0	18	1	15	1
<b>Totals</b>	<b>237</b>	<b>431</b>	<b>234</b>	<b>420</b>	<b>244</b>	<b>435</b>	<b>248</b>	<b>423</b>	<b>273</b>	<b>510</b>	<b>247</b>	<b>444</b>
<b>Day Total</b>	<b>668</b>	<b>668</b>	<b>654</b>	<b>654</b>	<b>679</b>	<b>679</b>	<b>671</b>	<b>671</b>	<b>783</b>	<b>783</b>	<b>691</b>	<b>691</b>
<b>AM Pct</b>	<b>35.5%</b>	<b>35.5%</b>	<b>35.8%</b>	<b>35.8%</b>	<b>35.9%</b>	<b>35.9%</b>	<b>37.0%</b>	<b>37.0%</b>	<b>34.9%</b>	<b>34.9%</b>	<b>35.8%</b>	<b>35.8%</b>
<b>Peak Hour</b>	9:00	18:30	9:00	18:15	9:00	18:30	9:00	18:30	8:45	17:30	9:00	18:30
<b>Peak Volume</b>	712	342	778	436	773	493	746	397	752	389	749	400
<b>P.H.F</b>	0.9368	0.9396	0.8493	0.9561	0.9159	0.9337	0.9279	0.8941	0.9495	0.8037	0.9512	0.9496

**AECOM**

<b>7:00-8:00 AM</b>	46	44	50	51	42	47
<b>7:15-8:15 AM</b>	54	52	63	55	51	55
<b>7:30-8:30 AM</b>	61	64	65	57	57	61
<b>7:45-8:45 AM</b>	66	74	66	57	69	66
<b>8:00-9:00 AM</b>	55	64	52	48	60	56
<b>4:00-5:00 PM</b>	75	66	56	64	67	66
<b>4:15-5:15 PM</b>	65	57	60	57	72	62
<b>4:30-5:30 PM</b>	57	45	57	60	71	58
<b>4:45-5:45 PM</b>	60	42	54	61	68	57
<b>5:00-6:00 PM</b>	51	43	59	58	74	57

Client: |#REF!  
 File Number:  
 Route: Santa Maria Ave  
 Location: Between Junipero Serra Blvd & Gerona Rd

Site Ref: 15  
 Direction: NB

Count Time	5/1/2023		5/2/2023		5/3/2023		5/4/2023		5/5/2023		Average	
	AM	PM	AM	PM	AM	PM	AM	PM	AM	PM	AM	PM
00:00	0	3	0	1	0	3	0	1	1	0	0	2
00:15	0	0	0	4	0	1	1	2	0	2	0	2
00:30	0	5	0	2	0	0	0	3	0	1	0	2
00:45	0	1	0	0	0	5	0	4	1	5	0	3
01:00	0	3	1	2	0	8	1	1	0	3	0	3
01:15	0	1	0	1	0	3	0	2	0	4	0	2
01:30	0	0	0	4	0	2	0	4	0	5	0	3
01:45	0	4	0	1	0	2	0	3	0	2	0	2
02:00	0	4	0	2	0	2	0	5	0	3	0	3
02:15	0	0	0	3	0	2	0	0	0	2	0	1
02:30	0	0	0	3	0	3	0	0	0	3	0	2
02:45	0	2	0	3	0	1	0	2	0	3	0	2
03:00	0	0	0	1	0	0	0	2	0	3	0	1
03:15	0	1	0	1	0	1	0	3	0	2	0	2
03:30	0	1	0	1	1	2	0	5	0	3	0	2
03:45	1	4	0	3	0	0	0	1	0	4	0	2
04:00	0	2	0	2	0	3	0	2	0	2	0	2
04:15	0	2	0	2	0	1	1	3	0	0	0	2
04:30	0	3	0	5	0	2	0	3	0	2	0	3
04:45	1	0	0	3	0	2	0	2	0	4	0	2
05:00	0	0	0	4	0	0	0	3	1	1	0	2
05:15	1	2	0	3	0	2	0	1	0	3	0	2
05:30	1	1	1	1	1	0	0	0	0	4	1	1
05:45	0	2	0	1	0	1	2	5	0	2	0	2
06:00	1	4	0	0	0	0	1	4	1	0	1	2
06:15	0	4	1	3	1	0	0	3	0	3	0	3
06:30	0	3	0	1	0	2	0	2	2	0	0	2
06:45	4	1	5	1	3	1	5	2	2	2	4	1
07:00	3	0	3	1	3	1	5	1	4	0	4	1
07:15	5	3	3	1	4	3	4	4	5	2	4	3
07:30	3	1	3	1	4	0	5	3	7	0	4	1
07:45	5	1	8	1	5	2	4	1	7	2	6	1
08:00	3	1	5	2	7	1	5	2	5	2	5	2
08:15	2	0	5	2	7	2	2	2	4	0	4	1
08:30	10	1	8	1	1	2	5	2	3	0	5	1
08:45	0	0	4	0	4	2	2	0	1	0	2	0
09:00	3	3	1	1	6	0	3	1	2	0	3	1
09:15	5	1	3	1	4	0	1	0	7	0	4	0
09:30	2	1	0	1	2	0	3	0	6	2	3	1
09:45	1	0	0	0	4	0	4	1	3	1	2	0
10:00	6	0	3	0	2	0	0	0	2	0	3	0
10:15	0	0	5	0	1	0	1	0	3	1	2	0
10:30	4	0	4	0	2	0	3	0	3	1	3	0
10:45	3	1	6	2	3	0	0	1	2	0	3	1
11:00	2	0	2	2	5	0	7	1	4	1	4	1
11:15	2	1	3	0	4	0	4	2	2	0	3	1
11:30	1	0	2	0	6	0	2	0	2	0	3	0
11:45	2	0	1	0	1	0	1	0	0	0	1	0
<b>Totals</b>	<b>71</b>	<b>67</b>	<b>77</b>	<b>74</b>	<b>81</b>	<b>62</b>	<b>72</b>	<b>89</b>	<b>80</b>	<b>80</b>	<b>76</b>	<b>74</b>
<b>Day Total</b>	<b>138</b>		<b>151</b>		<b>143</b>		<b>161</b>		<b>160</b>		<b>151</b>	
<b>AM Pct</b>	51.4%		51.0%		56.6%		44.7%		50.0%		50.6%	
<b>Peak Hour</b>	9:00	18:30	9:00	18:15	9:00	18:30	9:00	18:30	8:45	17:30	9:00	18:30
<b>Peak Volume</b>	712	342	778	436	773	493	746	397	752	389	749	400
<b>P.H.F</b>	0.9368	0.9396	0.8493	0.9561	0.9159	0.9337	0.9279	0.8941	0.9495	0.8037	0.9512	0.9496

**AECOM**

<b>7:00-8:00 AM</b>	16	17	16	18	23	18
<b>7:15-8:15 AM</b>	16	19	20	18	24	19
<b>7:30-8:30 AM</b>	13	21	23	16	23	19
<b>7:45-8:45 AM</b>	20	26	20	16	19	20
<b>8:00-9:00 AM</b>	15	22	19	14	13	17
<b>4:00-5:00 PM</b>	7	12	8	10	8	9
<b>4:15-5:15 PM</b>	5	14	5	11	7	8
<b>4:30-5:30 PM</b>	5	15	6	9	10	9
<b>4:45-5:45 PM</b>	3	11	4	6	12	7
<b>5:00-6:00 PM</b>	5	9	3	9	10	7

Client: |#REF!  
 File Number:  
 Route: Santa Maria Ave  
 Location: Between Junipero Serra Blvd & Gerona Rd

Site Ref: 15  
 Direction: SB

Count Time	5/1/2023		5/2/2023		5/3/2023		5/4/2023		5/5/2023		Average	
	AM	PM	AM	PM	AM	PM	AM	PM	AM	PM	AM	PM
00:00	0	2	0	0	0	2	0	1	0	2	0	1
00:15	0	4	0	1	0	3	0	0	0	2	0	2
00:30	0	2	0	0	0	1	0	2	0	1	0	1
00:45	0	1	0	0	0	0	0	5	0	1	0	1
01:00	0	2	0	2	0	5	0	2	0	3	0	3
01:15	0	1	0	3	0	2	0	3	0	3	0	2
01:30	0	2	0	5	0	1	0	1	0	2	0	2
01:45	0	2	0	1	0	4	0	3	0	1	0	2
02:00	0	2	0	0	0	0	0	1	0	1	0	1
02:15	0	1	0	0	0	2	0	2	0	3	0	2
02:30	0	1	0	2	0	0	0	2	0	4	0	2
02:45	0	0	0	1	0	1	0	3	0	2	0	1
03:00	0	1	0	5	0	1	0	3	0	3	0	3
03:15	0	0	0	1	0	1	0	6	0	2	0	2
03:30	0	4	0	11	0	9	0	3	0	1	0	6
03:45	0	3	0	2	0	1	0	0	0	5	0	2
04:00	0	3	0	6	0	0	0	5	0	4	0	4
04:15	0	1	0	3	0	1	0	2	0	0	0	1
04:30	0	4	0	5	0	2	0	1	0	3	0	3
04:45	0	4	0	1	1	2	0	2	0	2	0	2
05:00	0	2	0	4	0	3	0	4	0	2	0	3
05:15	3	0	0	1	2	0	1	0	0	0	1	0
05:30	0	2	0	5	0	0	0	2	0	3	0	2
05:45	0	2	0	0	0	1	0	0	0	0	0	1
06:00	1	5	0	1	1	1	0	4	0	3	0	3
06:15	0	2	0	3	0	0	0	2	0	1	0	2
06:30	1	2	0	1	0	1	0	4	0	1	0	2
06:45	2	1	1	2	0	1	0	1	1	1	1	1
07:00	0	2	0	1	1	0	2	1	2	0	1	1
07:15	1	4	1	2	0	1	0	1	0	0	0	2
07:30	1	1	0	0	0	0	0	2	1	0	0	1
07:45	1	1	3	0	1	1	2	1	2	0	2	1
08:00	0	2	2	1	0	0	1	2	0	2	1	1
08:15	0	1	2	0	0	0	1	3	1	3	1	1
08:30	1	0	1	0	2	1	1	0	1	0	1	0
08:45	0	1	3	1	1	1	2	0	0	0	1	1
09:00	1	2	1	0	0	3	2	0	1	0	1	1
09:15	1	1	2	0	1	0	3	0	3	0	2	0
09:30	4	0	1	0	1	0	3	0	3	2	2	0
09:45	1	1	3	1	5	0	3	0	4	0	3	0
10:00	3	0	2	1	3	0	2	1	1	0	2	0
10:15	1	0	3	0	1	0	3	0	5	0	3	0
10:30	2	0	5	0	4	0	4	0	0	0	3	0
10:45	2	0	7	0	2	0	5	0	2	0	4	0
11:00	1	0	4	0	1	0	0	0	5	0	2	0
11:15	2	0	1	0	4	0	0	0	3	0	2	0
11:30	1	0	1	0	6	0	0	0	3	0	2	0
11:45	2	0	1	0	0	0	2	0	1	0	1	0
<b>Totals</b>	<b>32</b>	<b>72</b>	<b>44</b>	<b>73</b>	<b>37</b>	<b>52</b>	<b>37</b>	<b>75</b>	<b>39</b>	<b>63</b>	<b>38</b>	<b>67</b>
<b>Day Total</b>	<b>104</b>		<b>117</b>		<b>89</b>		<b>112</b>		<b>102</b>		<b>105</b>	
<b>AM Pct</b>	<b>30.8%</b>		<b>37.6%</b>		<b>41.6%</b>		<b>33.0%</b>		<b>38.2%</b>		<b>36.1%</b>	
<b>Peak Hour</b>	9:00	18:30	9:00	18:15	9:00	18:30	9:00	18:30	8:45	17:30	9:00	18:30
<b>Peak Volume</b>	712	342	778	436	773	493	746	397	752	389	749	400
<b>P.H.F</b>	0.9368	0.9396	0.8493	0.9561	0.9159	0.9337	0.9279	0.8941	0.9495	0.8037	0.9512	0.9496

**AECOM**

<b>7:00-8:00 AM</b>	3	4	2	4	5	4
<b>7:15-8:15 AM</b>	3	6	1	3	3	3
<b>7:30-8:30 AM</b>	2	7	1	4	4	4
<b>7:45-8:45 AM</b>	2	8	3	5	4	4
<b>8:00-9:00 AM</b>	1	8	3	5	2	4
<b>4:00-5:00 PM</b>	12	15	5	10	9	10
<b>4:15-5:15 PM</b>	11	13	8	9	7	10
<b>4:30-5:30 PM</b>	10	11	7	7	7	8
<b>4:45-5:45 PM</b>	8	11	5	8	7	8
<b>5:00-6:00 PM</b>	6	10	4	6	5	6

Client: |#REF!  
 File Number:  
 Route: |16  
 Location: |0

Site Ref: |16  
 Direction: |EB

Count Date	5/1/2023		5/2/2023		5/3/2023		5/4/2023		5/5/2023		Average	
	AM	PM	AM	PM	AM	PM	AM	PM	AM	PM	AM	PM
00:00	2	35	3	56	4	54	7	43	19	50	7	48
00:15	6	35	7	38	2	49	7	41	6	41	6	41
00:30	1	38	0	45	6	35	3	34	7	53	3	41
00:45	3	29	4	37	9	32	6	40	21	43	9	36
01:00	3	29	3	43	5	27	3	29	5	48	4	35
01:15	2	32	4	44	5	25	3	25	14	42	6	34
01:30	1	33	1	62	4	35	6	32	4	43	3	41
01:45	2	42	2	38	2	27	2	32	6	47	3	37
02:00	2	22	2	35	4	35	2	36	3	49	3	35
02:15	3	24	2	38	2	36	1	29	5	64	3	38
02:30	1	28	1	30	2	35	0	26	2	51	1	34
02:45	1	49	0	38	0	40	0	37	2	63	1	45
03:00	2	37	2	42	1	41	0	38	1	45	1	41
03:15	1	33	1	30	0	31	2	38	1	64	1	39
03:30	2	48	2	44	2	42	2	44	0	47	2	45
03:45	1	40	1	41	1	44	2	34	0	47	1	41
04:00	1	40	1	43	2	40	2	50	0	78	1	50
04:15	2	39	2	52	2	45	1	45	4	63	2	49
04:30	2	29	1	50	2	29	5	47	3	71	3	45
04:45	7	46	7	49	1	54	6	42	2	60	5	50
05:00	2	29	3	41	5	61	4	41	7	47	4	44
05:15	7	35	6	43	7	48	7	49	6	54	7	46
05:30	10	44	14	43	10	41	9	56	18	66	12	50
05:45	12	55	18	71	19	50	22	57	20	64	18	59
06:00	18	49	10	49	14	42	20	60	19	52	16	50
06:15	16	51	18	47	21	45	14	56	21	52	18	50
06:30	27	25	25	44	22	39	26	48	19	55	24	42
06:45	34	51	28	51	29	48	26	41	23	68	28	52
07:00	19	45	25	31	28	30	20	34	24	66	23	41
07:15	35	49	43	36	20	32	26	31	39	51	33	40
07:30	43	28	45	34	48	36	54	44	26	35	43	35
07:45	68	28	69	26	56	27	57	47	49	39	60	33
08:00	61	23	63	23	65	31	62	32	62	26	63	27
08:15	74	12	76	22	72	26	71	23	53	32	69	23
08:30	60	28	88	22	86	24	63	34	62	39	72	29
08:45	85	8	73	21	68	25	67	29	79	25	74	22
09:00	66	23	86	23	89	22	65	24	49	40	71	26
09:15	50	21	79	20	59	13	61	27	60	21	62	20
09:30	50	6	48	21	50	35	47	24	44	16	48	20
09:45	57	24	51	18	39	16	61	26	47	29	51	23
10:00	37	12	59	21	41	12	37	17	38	30	42	18
10:15	43	14	53	18	51	14	49	23	42	27	48	19
10:30	40	14	39	13	50	12	44	19	33	26	41	17
10:45	27	14	45	12	52	8	46	15	44	18	43	13
11:00	34	10	36	13	42	12	31	13	39	20	36	14
11:15	41	13	46	8	46	10	49	12	38	14	44	11
11:30	29	6	38	8	33	5	42	13	48	16	38	10
11:45	36	7	46	6	41	13	47	15	47	12	43	11
<b>Totals</b>	<b>1126</b>	<b>1432</b>	<b>1276</b>	<b>1640</b>	<b>1219</b>	<b>1533</b>	<b>1187</b>	<b>1652</b>	<b>1161</b>	<b>2109</b>	<b>1194</b>	<b>1673</b>
<b>Day Total</b>	<b>2558</b>		<b>2916</b>		<b>2752</b>		<b>2839</b>		<b>3270</b>		<b>2867</b>	
<b>AM Pct</b>	<b>44.0%</b>		<b>43.8%</b>		<b>44.3%</b>		<b>41.8%</b>		<b>35.5%</b>		<b>41.6%</b>	
<b>Peak Hour</b>	9:00	18:30	9:00	18:15	9:00	18:30	9:00	18:30	8:45	17:30	9:00	18:30
<b>Peak Volume</b>	712	342	778	436	773	493	746	397	752	389	749	400
<b>P.H.F</b>	0.9368	0.9396	0.8493	0.9561	0.9159	0.9337	0.9279	0.8941	0.9495	0.8037	0.9512	0.9496

**AECOM**

<b>7:00-8:00 AM</b>	165	182	152	157	138	159
<b>7:15-8:15 AM</b>	207	220	189	199	176	198
<b>7:30-8:30 AM</b>	246	253	241	244	190	235
<b>7:45-8:45 AM</b>	263	296	279	253	226	263
<b>8:00-9:00 AM</b>	280	300	291	263	256	278
<b>4:00-5:00 PM</b>	154	194	168	184	272	194
<b>4:15-5:15 PM</b>	143	192	189	175	241	188
<b>4:30-5:30 PM</b>	139	183	192	179	232	185
<b>4:45-5:45 PM</b>	154	176	204	188	227	190
<b>5:00-6:00 PM</b>	163	198	200	203	231	199

Client: |#REF!  
 File Number:  
 Route: |16  
 Location: |0

Site Ref: | 16  
 Direction: | WB

Count Date	5/1/2023		5/2/2023		5/3/2023		5/4/2023		5/5/2023		Average	
	AM	PM	AM	PM	AM	PM	AM	PM	AM	PM	AM	PM
00:00	7	34	8	37	6	36	9	45	16	40	9	38
00:15	4	35	6	36	6	45	4	41	4	61	5	44
00:30	9	38	5	42	5	44	9	54	8	44	7	44
00:45	3	38	3	37	3	37	2	39	15	54	5	41
01:00	3	40	4	45	5	40	1	39	10	73	5	47
01:15	4	49	3	64	1	62	2	52	14	49	5	55
01:30	2	34	4	49	4	51	3	52	3	66	3	50
01:45	2	46	2	48	2	42	1	40	4	39	2	43
02:00	1	47	1	45	3	37	4	63	1	57	2	50
02:15	3	68	2	66	1	44	2	50	4	74	2	60
02:30	5	67	5	66	2	79	3	53	4	65	4	66
02:45	1	78	1	69	1	62	3	69	3	89	2	73
03:00	2	74	1	67	4	69	2	67	2	87	2	73
03:15	1	80	0	67	2	79	1	67	1	68	1	72
03:30	3	48	2	53	1	73	1	62	1	110	2	69
03:45	3	72	3	69	2	72	2	57	1	66	2	67
04:00	1	63	1	69	1	68	3	83	3	80	2	73
04:15	2	80	2	73	1	73	1	80	1	97	1	81
04:30	1	86	2	96	0	99	2	93	1	100	1	95
04:45	3	82	3	97	4	78	1	83	2	100	3	88
05:00	2	83	2	95	4	61	2	109	2	108	2	91
05:15	1	81	5	82	3	90	3	96	3	102	3	90
05:30	4	92	4	89	2	78	5	85	3	69	4	83
05:45	4	95	3	101	4	88	5	98	4	109	4	98
06:00	6	91	5	90	3	84	5	90	6	95	5	90
06:15	10	67	9	80	7	65	7	96	7	85	8	79
06:30	9	59	6	81	8	71	8	78	15	83	9	74
06:45	8	49	14	69	12	70	14	63	10	89	12	68
07:00	10	64	18	55	15	61	9	64	8	73	12	63
07:15	16	64	10	64	19	69	14	71	14	59	15	65
07:30	23	46	20	52	18	45	29	57	26	70	23	54
07:45	21	44	26	48	23	36	43	39	26	49	28	43
08:00	30	46	29	43	26	36	27	45	28	49	28	44
08:15	22	41	30	36	36	32	33	58	25	49	29	43
08:30	36	45	38	51	40	25	32	35	27	54	35	42
08:45	28	21	64	31	36	34	39	52	41	89	42	45
09:00	43	28	33	26	37	44	32	49	41	64	37	42
09:15	37	27	30	26	32	28	47	39	31	65	35	37
09:30	30	47	37	30	32	39	33	43	49	43	36	40
09:45	35	47	29	37	32	35	30	27	39	32	33	36
10:00	31	21	23	28	19	27	27	31	24	34	25	28
10:15	34	21	27	17	42	13	44	35	38	33	37	24
10:30	37	16	49	20	24	18	40	27	50	36	40	23
10:45	34	9	30	17	29	12	44	16	43	25	36	16
11:00	34	6	31	20	23	9	33	23	46	22	33	16
11:15	26	6	36	8	47	17	47	15	52	27	42	15
11:30	27	8	37	7	32	12	43	9	35	16	35	10
11:45	28	7	45	16	31	9	47	13	61	12	42	11
<b>Totals</b>	<b>686</b>	<b>2390</b>	<b>748</b>	<b>2514</b>	<b>690</b>	<b>2398</b>	<b>798</b>	<b>2652</b>	<b>852</b>	<b>3060</b>	<b>755</b>	<b>2603</b>
<b>Day Total</b>	<b>3076</b>		<b>3262</b>		<b>3088</b>		<b>3450</b>		<b>3912</b>		<b>3358</b>	

<b>AM Pct</b>	22.3%		22.9%		22.3%		23.1%		21.8%		22.5%	
<b>Peak Hour</b>	9:00	18:30	9:00	18:15	9:00	18:30	9:00	18:30	8:45	17:30	9:00	18:30
<b>Peak Volume</b>	712	342	778	436	773	493	746	397	752	389	749	400
<b>P.H.F</b>	0.9368	0.9396	0.8493	0.9561	0.9159	0.9337	0.9279	0.8941	0.9495	0.8037	0.9512	0.9496

<b>AECOM</b>												
<b>7:00-8:00 AM</b>	70		74		75		95		74		78	
<b>7:15-8:15 AM</b>	90		85		86		113		94		94	
<b>7:30-8:30 AM</b>	96		105		103		132		105		108	
<b>7:45-8:45 AM</b>	109		123		125		135		106		120	
<b>8:00-9:00 AM</b>	116		161		138		131		121		133	
<b>4:00-5:00 PM</b>		311		335		318		339		377		336
<b>4:15-5:15 PM</b>		331		361		311		365		405		355
<b>4:30-5:30 PM</b>		332		370		328		381		410		364
<b>4:45-5:45 PM</b>		338		363		307		373		379		352
<b>5:00-6:00 PM</b>		351		367		317		388		388		362



Client: AECOM  
 File Number:  
 Route: Campus Drive  
 Location: Between Junipero Serra Blvd & Golf Club Driveway

Site Ref: 01  
 Direction: NB

Count Date	5/8/2023		5/9/2023		5/10/2023		5/11/2023		5/12/2023		Average	
	AM	PM	AM	PM	AM	PM	AM	PM	AM	PM	AM	PM
00:00	6	54	6	55	7	83	7	60	3	82	6	67
00:15	6	69	7	65	6	75	7	58	3	80	6	69
00:30	4	61	1	68	4	66	5	82	6	79	4	71
00:45	3	73	7	86	5	83	1	78	10	71	5	78
01:00	6	73	0	62	2	66	3	66	8	64	4	66
01:15	4	57	3	103	2	92	4	73	2	81	3	81
01:30	1	60	1	65	4	87	0	76	7	91	3	76
01:45	2	62	4	63	3	86	1	75	3	76	3	72
02:00	0	70	2	73	3	60	5	61	3	86	3	70
02:15	4	93	3	63	2	94	4	70	10	94	5	83
02:30	1	66	2	84	1	69	0	70	2	86	1	75
02:45	4	74	4	66	2	78	2	76	3	87	3	76
03:00	0	66	2	64	3	81	2	62	1	86	2	72
03:15	1	78	3	66	0	56	2	75	1	81	1	71
03:30	2	87	4	81	6	60	4	93	3	101	4	84
03:45	5	88	11	62	5	98	5	79	8	72	7	80
04:00	7	82	3	76	6	65	6	75	2	88	5	77
04:15	12	82	8	74	11	61	9	74	12	83	10	75
04:30	15	68	22	87	13	65	16	94	14	91	16	81
04:45	18	81	15	66	22	76	27	79	16	94	20	79
05:00	11	62	18	80	16	93	21	71	17	77	17	77
05:15	32	43	31	70	29	68	27	56	17	81	27	64
05:30	55	69	57	60	52	70	50	89	45	85	52	75
05:45	77	96	79	85	88	104	92	96	76	87	82	94
06:00	61	71	73	88	63	111	64	98	80	92	68	92
06:15	91	82	89	100	96	109	73	124	87	120	87	107
06:30	91	63	115	82	91	84	104	84	90	88	98	80
06:45	92	50	116	68	95	60	103	65	82	73	98	63
07:00	79	49	95	49	112	73	82	64	76	58	89	59
07:15	103	48	108	59	99	40	111	33	106	58	105	48
07:30	110	36	125	37	119	51	120	35	116	50	118	42
07:45	134	27	152	37	148	36	155	48	152	49	148	39
08:00	178	35	191	52	190	43	169	41	161	31	178	40
08:15	183	39	174	30	181	41	175	42	167	58	176	42
08:30	157	22	203	25	177	32	186	25	159	35	176	28
08:45	168	20	179	25	196	26	188	26	166	39	179	27
09:00	132	18	143	16	207	28	149	19	127	28	152	22
09:15	140	18	193	13	173	22	130	25	121	24	151	20
09:30	131	21	162	16	163	31	136	23	109	31	140	24
09:45	147	15	184	19	146	22	142	11	126	31	149	20
10:00	99	15	130	10	136	14	93	23	102	20	112	16
10:15	96	14	100	15	113	12	103	12	93	24	101	15
10:30	76	8	100	11	96	13	104	8	76	22	90	12
10:45	94	6	93	12	86	12	109	13	96	15	96	12
11:00	91	6	72	14	70	2	76	7	75	8	77	7
11:15	59	10	78	9	83	7	83	4	70	12	75	8
11:30	59	3	68	7	65	5	70	5	65	9	65	6
11:45	90	5	76	6	84	7	87	3	95	4	86	5
<b>Totals</b>	<b>2937</b>	<b>2395</b>	<b>3312</b>	<b>2524</b>	<b>3281</b>	<b>2717</b>	<b>3112</b>	<b>2626</b>	<b>2869</b>	<b>2982</b>	<b>3102</b>	<b>2649</b>
<b>Day Total</b>	<b>5332</b>		<b>5836</b>		<b>5998</b>		<b>5738</b>		<b>5851</b>		<b>5751</b>	
<b>AM Pct</b>	<b>55.1%</b>		<b>56.8%</b>		<b>54.7%</b>		<b>54.2%</b>		<b>49.0%</b>		<b>53.9%</b>	
Peak Hour	9:00	18:30	9:00	18:15	9:00	18:30	9:00	18:30	8:45	17:30	9:00	18:30
Peak Volume	712	342	778	436	773	493	746	397	752	389	749	400
P.H.F	0.9368	0.9396	0.8493	0.9561	0.9159	0.9337	0.9279	0.8941	0.9495	0.8037	0.9512	0.9496

**AECOM**

<b>7:00-8:00 AM</b>	426	480	478	468	450	460
<b>7:15-8:15 AM</b>	525	576	556	555	535	549
<b>7:30-8:30 AM</b>	605	642	638	619	596	620
<b>7:45-8:45 AM</b>	652	720	696	685	639	678
<b>8:00-9:00 AM</b>	686	747	744	718	653	710

<b>4:00-5:00 PM</b>	313	303	267	322	356	312
<b>4:15-5:15 PM</b>	293	307	295	318	345	312
<b>4:30-5:30 PM</b>	254	303	302	300	343	300
<b>4:45-5:45 PM</b>	255	276	307	295	337	294
<b>5:00-6:00 PM</b>	270	295	335	312	330	308

Client: AECOM

Site Ref: 01

File Number:

Direction: SB

Route: Campus Drive

Location: Between Junipero Serra Blvd & Golf Club Driveway

Count Date	5/8/2023		5/9/2023		5/10/2023		5/11/2023		5/12/2023		Average	
	AM	PM	AM	PM	AM	PM	AM	PM	AM	PM	AM	PM
00:00	8	51	6	61	9	64	10	80	10	69	9	65
00:15	7	61	8	61	10	81	6	56	12	83	9	68
00:30	3	55	4	56	7	68	9	71	8	54	6	61
00:45	4	48	3	60	9	86	6	52	9	69	6	63
01:00	5	70	2	71	4	76	4	71	5	100	4	78
01:15	7	72	4	93	4	95	2	74	3	119	4	91
01:30	2	78	1	87	4	74	5	108	5	111	3	92
01:45	2	98	1	125	3	88	2	113	4	135	2	112
02:00	3	91	3	120	3	107	4	128	3	135	3	116
02:15	4	115	8	151	6	161	5	120	8	118	6	133
02:30	6	123	15	126	13	165	13	136	14	168	12	144
02:45	0	121	1	147	2	143	2	128	4	136	2	135
03:00	0	148	4	162	0	164	2	181	2	139	2	159
03:15	2	124	2	145	1	160	1	170	2	163	2	152
03:30	3	160	2	161	4	179	4	161	2	178	3	168
03:45	1	166	0	199	1	157	1	130	3	176	1	166
04:00	1	148	2	190	1	176	2	165	4	169	2	170
04:15	1	143	2	211	1	182	1	155	2	172	1	173
04:30	4	171	5	186	4	192	2	192	2	192	3	187
04:45	1	185	1	196	3	192	2	167	5	182	2	184
05:00	1	194	3	236	1	188	5	179	7	186	3	197
05:15	4	209	4	211	3	216	2	201	4	189	3	205
05:30	6	201	5	190	8	215	8	158	4	186	6	190
05:45	5	170	4	160	9	171	10	171	9	195	7	173
06:00	12	170	10	168	8	154	6	147	8	136	9	155
06:15	7	149	11	136	6	176	13	143	14	131	10	147
06:30	14	137	14	161	19	150	25	117	19	145	18	142
06:45	12	118	16	110	33	121	27	122	19	106	21	115
07:00	23	96	25	123	24	120	24	127	28	99	25	113
07:15	28	107	41	93	33	123	45	100	24	93	34	103
07:30	54	87	59	95	65	116	64	118	64	90	61	101
07:45	90	74	91	86	85	102	81	105	76	68	85	87
08:00	39	54	45	73	48	81	46	66	50	85	46	72
08:15	27	54	39	51	48	67	49	56	43	55	41	57
08:30	42	43	39	49	45	68	48	59	36	55	42	55
08:45	37	35	68	53	48	53	39	54	54	64	49	52
09:00	40	43	37	55	37	54	48	56	31	47	39	51
09:15	36	32	44	24	46	35	38	63	38	47	40	40
09:30	43	33	33	43	43	36	43	28	46	46	42	37
09:45	32	32	39	27	52	29	46	33	42	36	42	31
10:00	34	27	39	27	38	29	40	27	30	25	36	27
10:15	38	18	45	27	56	22	56	29	48	39	49	27
10:30	35	30	53	25	39	24	45	20	46	20	44	24
10:45	49	20	38	21	46	19	40	22	36	22	42	21
11:00	43	20	64	23	54	21	60	27	59	21	56	22
11:15	61	20	52	16	57	15	51	18	50	21	54	18
11:30	68	17	54	26	63	29	60	25	51	16	59	23
11:45	52	11	56	9	62	25	72	10	87	20	66	15
<b>Totals</b>	<b>996</b>	<b>4429</b>	<b>1102</b>	<b>4926</b>	<b>1165</b>	<b>5069</b>	<b>1174</b>	<b>4739</b>	<b>1130</b>	<b>4911</b>	<b>1113</b>	<b>4815</b>
<b>Day Total</b>	<b>5425</b>		<b>6028</b>		<b>6234</b>		<b>5913</b>		<b>6041</b>		<b>5928</b>	
<b>AM Pct</b>	18.4%		18.3%		18.7%		19.9%		18.7%		18.8%	
Peak Hour	9:00	18:30	9:00	18:15	9:00	18:30	9:00	18:30	8:45	17:30	9:00	18:30
Peak Volume	712	342	778	436	773	493	746	397	752	389	749	400
P.H.F	0.9368	0.9396	0.8493	0.9561	0.9159	0.9337	0.9279	0.8941	0.9495	0.8037	0.9512	0.9496

**AECOM**

<b>7:00-8:00 AM</b>	195	216	207	214	192	205
<b>7:15-8:15 AM</b>	211	236	231	236	214	226
<b>7:30-8:30 AM</b>	210	234	246	240	233	233
<b>7:45-8:45 AM</b>	198	214	226	224	205	213
<b>8:00-9:00 AM</b>	145	191	189	182	183	178

<b>4:00-5:00 PM</b>	647	783	742	679	715	713
<b>4:15-5:15 PM</b>	693	829	754	693	732	740
<b>4:30-5:30 PM</b>	759	829	788	739	749	773
<b>4:45-5:45 PM</b>	789	833	811	705	743	776
<b>5:00-6:00 PM</b>	774	797	790	709	756	765

Client: AECOM  
 File Number:  
 Route: Stock Farm Rd  
 Location: Between Sand Hill Rd & Oak Rd

Site Ref: 02  
 Direction: EB

Count Time	5/8/2023		5/9/2023		5/10/2023		5/11/2023		5/12/2023		Average	
	AM	PM	AM	PM	AM	PM	AM	PM	AM	PM	AM	PM
00:00	3	30	2	54	4	47	5	46	2	53	3	46
00:15	3	38	1	50	5	48	2	39	3	49	3	45
00:30	1	49	0	43	3	53	1	43	2	35	1	45
00:45	4	54	3	47	4	58	3	50	3	70	3	56
01:00	1	32	1	47	0	44	0	43	1	49	1	43
01:15	1	50	0	37	3	46	4	47	1	52	2	46
01:30	3	46	4	31	3	44	0	39	1	63	2	45
01:45	1	45	0	51	3	58	0	51	2	63	1	54
02:00	0	40	0	37	0	52	2	34	3	46	1	42
02:15	2	44	1	51	1	50	2	49	0	41	1	47
02:30	2	39	2	33	2	50	1	56	3	52	2	46
02:45	0	47	0	39	1	53	0	48	1	54	0	48
03:00	1	39	1	41	1	47	1	50	2	47	1	45
03:15	2	25	4	38	5	34	2	51	2	48	3	39
03:30	6	35	5	42	6	29	5	49	3	40	5	39
03:45	1	42	1	53	2	53	3	55	2	45	2	50
04:00	3	49	1	53	3	39	1	58	0	47	2	49
04:15	5	39	6	59	6	52	7	57	5	69	6	55
04:30	8	36	9	41	9	53	11	52	12	59	10	48
04:45	10	34	14	45	10	50	9	43	11	55	11	45
05:00	22	32	16	33	17	38	14	44	13	71	16	44
05:15	24	56	27	57	25	52	35	53	25	65	27	57
05:30	39	55	55	52	45	58	49	51	55	62	49	56
05:45	64	34	72	46	84	53	80	50	74	64	75	49
06:00	103	41	109	65	117	47	112	43	104	59	109	51
06:15	131	65	166	63	186	72	149	55	115	65	149	64
06:30	140	45	118	50	138	50	135	44	113	41	129	46
06:45	112	36	132	22	87	38	99	37	89	34	104	33
07:00	101	24	101	21	104	29	100	33	80	27	97	27
07:15	115	21	121	20	141	21	125	24	121	17	125	21
07:30	133	13	130	16	138	20	132	19	126	28	132	19
07:45	157	16	148	5	160	11	154	11	146	17	153	12
08:00	118	11	119	23	127	17	132	19	123	12	124	16
08:15	134	9	142	9	140	15	144	16	118	19	136	14
08:30	124	8	137	11	147	13	177	9	120	11	141	10
08:45	140	11	161	9	135	8	158	19	136	13	146	12
09:00	101	13	127	10	155	19	167	8	115	17	133	13
09:15	119	11	118	15	148	9	144	21	110	15	128	14
09:30	104	14	145	15	115	15	90	10	98	5	110	12
09:45	102	6	92	12	105	8	88	8	71	10	92	9
10:00	77	12	78	6	101	10	86	12	72	13	83	11
10:15	74	10	88	7	66	10	106	6	73	12	81	9
10:30	60	9	73	10	44	4	69	8	60	14	61	9
10:45	53	8	63	6	55	5	55	5	75	11	60	7
11:00	54	4	46	7	69	8	60	9	74	5	61	7
11:15	53	8	44	4	56	8	44	4	64	11	52	7
11:30	46	8	62	4	47	6	55	4	48	4	52	5
11:45	44	2	58	1	59	3	69	1	62	4	58	2
<b>Totals</b>	<b>2601</b>	<b>1395</b>	<b>2803</b>	<b>1491</b>	<b>2882</b>	<b>1607</b>	<b>2887</b>	<b>1583</b>	<b>2539</b>	<b>1763</b>	<b>2742</b>	<b>1568</b>
<b>Day Total</b>	<b>3996</b>		<b>4294</b>		<b>4489</b>		<b>4470</b>		<b>4302</b>		<b>4310</b>	
<b>AM Pct</b>	65.1%		65.3%		64.2%		64.6%		59.0%		63.6%	
<b>Peak Hour</b>	9:00	18:30	9:00	18:15	9:00	18:30	9:00	18:30	8:45	17:30	9:00	18:30
<b>Peak Volume</b>	712	342	778	436	773	493	746	397	752	389	749	400
<b>P.H.F</b>	0.9368	0.9396	0.8493	0.9561	0.9159	0.9337	0.9279	0.8941	0.9495	0.8037	0.9512	0.9496

**AECOM**

<b>7:00-8:00 AM</b>	506	500	543	511	473	507
<b>7:15-8:15 AM</b>	523	518	566	543	516	533
<b>7:30-8:30 AM</b>	542	539	565	562	513	544
<b>7:45-8:45 AM</b>	533	546	574	607	507	553
<b>8:00-9:00 AM</b>	516	559	549	611	497	546

<b>4:00-5:00 PM</b>	158	198	194	210	230	198
<b>4:15-5:15 PM</b>	141	178	193	196	254	192
<b>4:30-5:30 PM</b>	158	176	193	192	250	194
<b>4:45-5:45 PM</b>	177	187	198	191	253	201
<b>5:00-6:00 PM</b>	177	188	201	198	262	205

Client: AECOM  
 File Number:  
 Route: Stock Farm Rd  
 Location: Between Sand Hill Rd & Oak Rd

Site Ref: 02  
 Direction: WB

Count Date	5/8/2023		5/9/2023		5/10/2023		5/11/2023		5/12/2023		Average	
	AM	PM	AM	PM	AM	PM	AM	PM	AM	PM	AM	PM
00:00	8	45	7	42	10	45	21	56	11	50	11	48
00:15	5	45	8	40	9	34	5	56	10	43	7	44
00:30	3	33	5	34	9	42	10	41	4	49	6	40
00:45	3	36	3	39	3	47	5	46	6	56	4	45
01:00	1	43	4	34	6	47	4	51	6	37	4	42
01:15	3	30	4	46	4	57	4	57	7	59	4	50
01:30	1	38	6	44	6	63	7	47	4	53	5	49
01:45	0	49	5	59	8	62	1	50	2	58	3	56
02:00	2	64	1	59	2	64	1	65	4	74	2	65
02:15	0	76	2	77	2	74	6	84	3	85	3	79
02:30	3	62	6	82	4	67	4	80	2	83	4	75
02:45	0	72	0	71	0	86	0	73	2	82	0	77
03:00	1	91	1	81	2	81	2	73	1	97	1	85
03:15	1	93	1	96	5	85	1	91	4	85	2	90
03:30	2	101	3	95	0	95	4	97	0	95	2	97
03:45	0	87	0	106	6	90	0	97	2	91	2	94
04:00	2	95	2	114	2	115	2	101	2	93	2	104
04:15	2	129	0	95	2	134	1	126	3	112	2	119
04:30	3	127	3	154	4	121	0	120	2	120	2	128
04:45	3	121	1	121	0	112	2	132	3	125	2	122
05:00	1	141	2	147	2	140	0	147	2	132	1	141
05:15	6	156	5	129	2	151	3	151	3	125	4	142
05:30	3	134	1	169	1	135	3	154	1	118	2	142
05:45	4	113	7	140	4	128	1	117	5	136	4	127
06:00	4	127	6	142	7	132	3	109	7	132	5	128
06:15	14	112	12	133	11	115	12	138	13	124	12	124
06:30	9	100	10	105	10	107	13	143	10	91	10	109
06:45	14	90	7	96	11	89	12	107	6	64	10	89
07:00	11	93	13	86	6	99	10	102	9	83	10	93
07:15	19	101	28	98	17	124	25	101	30	108	24	106
07:30	27	107	37	119	33	130	31	103	32	92	32	110
07:45	24	72	32	65	21	86	34	76	24	84	27	77
08:00	39	51	51	62	45	56	44	59	38	59	43	57
08:15	34	61	36	51	34	58	28	76	46	79	36	65
08:30	39	43	31	46	18	58	27	50	30	67	29	53
08:45	30	23	27	31	27	39	43	30	38	51	33	35
09:00	27	34	29	31	28	33	22	47	30	38	27	37
09:15	20	25	27	32	37	30	25	47	28	53	27	37
09:30	33	27	36	33	33	25	21	36	42	46	33	33
09:45	34	27	42	26	35	26	24	32	45	44	36	31
10:00	20	15	31	28	22	24	20	26	29	31	24	25
10:15	34	20	30	19	29	29	27	19	41	23	32	22
10:30	20	20	38	19	39	21	25	14	28	32	30	21
10:45	21	16	24	17	33	13	25	18	34	14	27	16
11:00	35	18	40	13	31	22	35	16	38	16	36	17
11:15	31	11	25	12	37	15	31	6	37	20	32	13
11:30	39	10	39	14	34	17	46	11	34	13	38	13
11:45	45	7	48	15	43	17	55	12	67	11	52	12
<b>Totals</b>	<b>680</b>	<b>3191</b>	<b>776</b>	<b>3367</b>	<b>734</b>	<b>3440</b>	<b>725</b>	<b>3490</b>	<b>825</b>	<b>3433</b>	<b>748</b>	<b>3384</b>
<b>Day Total</b>	<b>3871</b>		<b>4143</b>		<b>4174</b>		<b>4215</b>		<b>4258</b>		<b>4132</b>	
<b>AM Pct</b>	17.6%		18.7%		17.6%		17.2%		19.4%		18.1%	
<b>Peak Hour</b>	9:00	18:30	9:00	18:15	9:00	18:30	9:00	18:30	8:45	17:30	9:00	18:30
<b>Peak Volume</b>	712	342	778	436	773	493	746	397	752	389	749	400
<b>P.H.F</b>	0.9368	0.9396	0.8493	0.9561	0.9159	0.9337	0.9279	0.8941	0.9495	0.8037	0.9512	0.9496

**AECOM**

<b>7:00-8:00 AM</b>	81	110	77	100	95	93
<b>7:15-8:15 AM</b>	109	148	116	134	124	126
<b>7:30-8:30 AM</b>	124	156	133	137	140	138
<b>7:45-8:45 AM</b>	136	150	118	133	138	135
<b>8:00-9:00 AM</b>	142	145	124	142	152	141

<b>4:00-5:00 PM</b>	472	484	482	479	450	473
<b>4:15-5:15 PM</b>	518	517	507	525	489	511
<b>4:30-5:30 PM</b>	545	551	524	550	502	534
<b>4:45-5:45 PM</b>	552	566	538	584	500	548
<b>5:00-6:00 PM</b>	544	585	554	569	511	553

Client: AECOM  
 File Number:  
 Route: 3 - Welch Rd  
 Location: Between Oak Rd & S Pasteur Dr

Site Ref: 03  
 Direction: SB

Count Date	5/8/2023		5/9/2023		5/10/2023		5/11/2023		5/12/2023		Average	
	AM	PM	AM	PM	AM	PM	AM	PM	AM	PM	AM	PM
00:00	6	26	2	32	4	29	6	20	2	29	4	27
00:15	1	25	0	35	2	20	1	28	5	24	2	26
00:30	1	33	2	30	4	36	2	31	0	28	2	32
00:45	1	21	2	30	4	36	2	28	1	30	2	29
01:00	3	40	4	28	1	29	1	26	2	33	2	31
01:15	1	25	0	39	2	42	0	28	2	25	1	32
01:30	1	30	0	39	0	18	1	39	1	32	1	32
01:45	1	32	1	52	2	32	1	41	0	31	1	38
02:00	0	31	3	42	4	28	3	39	3	41	3	36
02:15	0	32	5	29	5	38	5	43	6	31	4	35
02:30	2	31	2	32	1	45	3	38	2	44	2	38
02:45	0	29	2	43	1	40	0	48	0	39	1	40
03:00	0	39	2	49	0	45	1	56	1	38	1	45
03:15	2	38	0	42	1	51	1	38	1	40	1	42
03:30	1	45	3	56	3	47	3	40	3	54	3	48
03:45	1	36	1	59	2	62	2	44	3	51	2	50
04:00	1	42	1	63	2	54	2	47	1	49	1	51
04:15	5	45	6	50	4	55	6	47	4	51	5	50
04:30	10	42	7	46	8	72	11	50	7	56	9	53
04:45	6	44	12	43	9	43	10	37	15	46	10	43
05:00	9	34	8	46	11	49	12	51	6	37	9	43
05:15	10	46	10	46	16	45	13	41	13	37	12	43
05:30	20	52	23	33	19	52	23	39	28	32	23	42
05:45	14	54	19	56	22	45	32	49	23	45	22	50
06:00	37	30	30	26	27	34	27	32	31	39	30	32
06:15	34	17	34	22	35	34	34	24	46	24	37	24
06:30	30	31	34	24	39	21	40	25	31	23	35	25
06:45	28	18	32	19	37	22	27	24	29	22	31	21
07:00	24	21	30	26	26	8	30	25	29	18	28	20
07:15	23	24	45	28	37	35	31	25	26	30	32	28
07:30	45	21	52	21	53	29	41	37	45	28	47	27
07:45	53	20	53	22	51	16	53	19	58	19	54	19
08:00	29	10	35	19	42	17	45	17	39	15	38	16
08:15	35	9	36	8	39	11	38	23	35	20	37	14
08:30	41	18	56	9	44	12	38	12	43	18	44	14
08:45	52	4	60	9	48	10	43	15	51	14	51	10
09:00	42	11	45	6	51	11	46	8	45	17	46	11
09:15	46	4	44	7	54	6	39	12	41	14	45	9
09:30	43	9	41	15	51	13	52	12	37	14	45	13
09:45	33	6	31	8	48	11	45	9	36	11	39	9
10:00	34	7	38	6	35	8	34	5	29	15	34	8
10:15	25	2	27	4	27	10	33	9	27	6	28	6
10:30	15	8	31	7	29	6	31	5	35	10	28	7
10:45	32	5	33	8	35	3	41	11	33	3	35	6
11:00	33	7	30	10	23	8	35	6	30	10	30	8
11:15	32	8	29	7	40	8	36	6	33	9	34	8
11:30	37	11	31	11	28	9	38	8	36	7	34	9
11:45	33	2	40	1	31	8	34	4	39	6	35	4
<b>Totals</b>	<b>932</b>	<b>1175</b>	<b>1032</b>	<b>1343</b>	<b>1057</b>	<b>1363</b>	<b>1052</b>	<b>1321</b>	<b>1013</b>	<b>1315</b>	<b>1017</b>	<b>1303</b>
<b>Day Total</b>	<b>2107</b>	<b>2375</b>	<b>2420</b>	<b>2373</b>	<b>2328</b>	<b>2321</b>						
<b>AM Pct</b>	<b>44.2%</b>	<b>43.5%</b>	<b>43.7%</b>	<b>44.3%</b>	<b>43.5%</b>	<b>43.8%</b>						
Peak Hour	9:00	18:30	9:00	18:15	9:00	18:30	9:00	18:30	8:45	17:30	9:00	18:30
Peak Volume	712	342	778	436	773	493	746	397	752	389	749	400
P.H.F	0.9368	0.9396	0.8493	0.9561	0.9159	0.9337	0.9279	0.8941	0.9495	0.8037	0.9512	0.9496

**AECOM**

<b>7:00-8:00 AM</b>	145	180	167	155	158	161
<b>7:15-8:15 AM</b>	150	185	183	170	168	171
<b>7:30-8:30 AM</b>	162	176	185	177	177	175
<b>7:45-8:45 AM</b>	158	180	176	174	175	173
<b>8:00-9:00 AM</b>	157	187	173	164	168	170
<b>4:00-5:00 PM</b>	173	202	224	181	202	196
<b>4:15-5:15 PM</b>	165	185	219	185	190	189
<b>4:30-5:30 PM</b>	166	181	209	179	176	182
<b>4:45-5:45 PM</b>	176	168	189	168	152	171
<b>5:00-6:00 PM</b>	186	181	191	180	151	178

Client: AECOM  
 File Number:  
 Route: 3 - Welch Rd  
 Location: Between Oak Rd & S Pasteur Dr

Site Ref: 03  
 Direction: NB

Count Time	5/8/2023		5/9/2023		5/10/2023		5/11/2023		5/12/2023		Average	
	AM	PM	AM	PM	AM	PM	AM	PM	AM	PM	AM	PM
00:00	0	42	3	37	4	42	6	45	5	23	4	38
00:15	2	34	7	45	7	23	3	30	1	41	4	35
00:30	1	42	2	55	1	38	3	43	0	40	1	44
00:45	1	34	3	51	3	57	3	49	1	49	2	48
01:00	2	37	5	43	5	43	0	28	3	43	3	39
01:15	2	28	4	44	3	43	2	33	3	41	3	38
01:30	1	40	1	37	1	46	0	34	2	30	1	37
01:45	2	41	5	30	1	38	1	46	1	38	2	39
02:00	1	31	1	36	1	55	3	39	3	29	2	38
02:15	2	40	16	41	12	48	16	35	23	37	14	40
02:30	2	49	18	53	23	40	18	57	12	48	15	49
02:45	4	39	5	35	4	49	3	46	5	46	4	43
03:00	2	37	0	36	1	38	1	34	1	56	1	40
03:15	0	40	1	45	0	42	0	43	1	52	0	44
03:30	1	48	0	44	6	33	1	53	1	40	2	44
03:45	0	49	1	45	0	60	0	35	0	41	0	46
04:00	1	43	0	45	4	50	1	47	0	55	1	48
04:15	1	31	2	46	2	61	3	52	0	52	2	48
04:30	5	45	4	41	3	47	8	39	6	44	5	43
04:45	7	39	6	54	3	61	9	42	0	53	5	50
05:00	4	52	5	58	9	45	8	54	6	54	6	53
05:15	15	55	6	66	14	34	8	54	3	53	9	52
05:30	10	50	6	54	11	27	5	57	5	57	7	49
05:45	19	45	14	61	11	60	12	70	13	47	14	57
06:00	16	55	22	51	24	60	17	57	17	51	19	55
06:15	25	79	27	54	21	71	22	78	22	72	23	71
06:30	32	67	27	58	30	75	22	44	30	43	28	57
06:45	20	31	28	46	33	40	20	49	31	45	26	42
07:00	30	25	19	38	20	34	15	43	18	32	20	34
07:15	16	45	31	48	36	48	30	39	39	51	30	46
07:30	27	41	45	48	36	32	35	40	26	36	34	39
07:45	53	32	37	20	30	39	53	32	35	22	42	29
08:00	38	25	51	25	44	25	45	23	22	18	40	23
08:15	51	17	36	12	49	22	68	15	44	22	50	18
08:30	30	8	37	12	41	12	51	15	46	11	41	12
08:45	34	20	43	17	52	12	50	13	38	10	43	14
09:00	33	10	39	16	54	6	24	8	44	12	39	10
09:15	26	5	35	10	31	8	41	20	32	23	33	13
09:30	27	10	59	11	27	12	37	8	32	17	36	12
09:45	22	9	33	11	37	15	28	14	29	17	30	13
10:00	38	7	38	15	38	9	30	13	29	13	35	11
10:15	32	7	47	7	30	8	30	5	31	9	34	7
10:30	24	12	39	13	30	11	46	5	22	10	32	10
10:45	40	9	37	5	38	6	40	3	43	4	40	5
11:00	30	11	43	8	42	7	42	5	24	13	36	9
11:15	31	14	37	12	43	13	34	5	26	13	34	11
11:30	30	5	51	3	30	5	29	10	26	11	33	7
11:45	31	3	34	5	48	9	24	7	34	8	34	6
<b>Totals</b>	<b>821</b>	<b>1538</b>	<b>1010</b>	<b>1647</b>	<b>993</b>	<b>1659</b>	<b>947</b>	<b>1616</b>	<b>835</b>	<b>1632</b>	<b>921</b>	<b>1618</b>
<b>Day Total</b>	<b>2359</b>		<b>2657</b>		<b>2652</b>		<b>2563</b>		<b>2467</b>		<b>2540</b>	
<b>AM Pct</b>	<b>34.8%</b>		<b>38.0%</b>		<b>37.4%</b>		<b>36.9%</b>		<b>33.8%</b>		<b>36.3%</b>	
Peak Hour	9:00	18:30	9:00	18:15	9:00	18:30	9:00	18:30	8:45	17:30	9:00	18:30
Peak Volume	712	342	778	436	773	493	746	397	752	389	749	400
P.H.F	0.9368	0.9396	0.8493	0.9561	0.9159	0.9337	0.9279	0.8941	0.9495	0.8037	0.9512	0.9496

**AECOM**

<b>7:00-8:00 AM</b>	126	132	122	133	118	126
<b>7:15-8:15 AM</b>	134	164	146	163	122	146
<b>7:30-8:30 AM</b>	169	169	159	201	127	165
<b>7:45-8:45 AM</b>	172	161	164	217	147	172
<b>8:00-9:00 AM</b>	153	167	186	214	150	174

<b>4:00-5:00 PM</b>	158	186	219	180	204	189
<b>4:15-5:15 PM</b>	167	199	214	187	203	194
<b>4:30-5:30 PM</b>	191	219	187	189	204	198
<b>4:45-5:45 PM</b>	196	232	167	207	217	204
<b>5:00-6:00 PM</b>	202	239	166	235	211	211

Client: #REF!  
 File Number:  
 Route: Quarry Rd  
 Location: Between Welch Rd & Campus Drive West

Site Ref: 04  
 Direction: SB

Count Date	5/8/2023		5/9/2023		5/10/2023		5/11/2023		5/12/2023		Average	
Count Time	AM	PM	AM	PM	AM	PM	AM	PM	AM	PM	AM	PM
00:00	2	28	4	24	5	31	5	24	3	31	4	28
00:15	2	31	3	31	1	29	4	36	5	29	3	31
00:30	1	27	2	28	1	33	3	20	2	34	2	28
00:45	1	29	3	39	3	24	5	31	5	31	3	31
01:00	3	40	0	28	4	32	2	24	0	51	2	35
01:15	3	31	4	32	5	29	3	30	6	42	4	33
01:30	1	35	1	28	1	34	3	33	2	43	2	35
01:45	1	23	0	38	2	31	3	35	2	38	2	33
02:00	5	27	1	23	5	25	2	38	1	33	3	29
02:15	3	41	2	45	2	51	4	55	3	39	3	46
02:30	2	26	5	43	5	36	9	33	6	37	5	35
02:45	2	28	2	30	1	38	4	39	2	33	2	34
03:00	2	33	2	30	1	39	1	35	2	33	2	34
03:15	4	28	1	35	1	42	1	27	1	39	2	34
03:30	3	34	3	32	3	44	2	33	3	34	3	35
03:45	5	37	6	31	10	37	5	36	9	30	7	34
04:00	3	36	4	42	7	32	5	40	5	33	5	37
04:15	3	36	10	37	4	28	10	28	8	50	7	36
04:30	6	34	12	29	4	31	11	41	9	40	8	35
04:45	8	24	10	46	13	36	9	28	10	38	10	34
05:00	9	31	11	27	5	34	8	29	5	47	8	34
05:15	12	28	17	46	8	31	15	33	13	45	13	37
05:30	16	26	27	36	20	36	16	41	10	43	18	36
05:45	36	38	30	36	36	33	32	25	37	40	34	34
06:00	17	32	29	28	18	28	23	27	18	33	21	30
06:15	20	30	29	22	24	25	20	36	22	27	23	28
06:30	19	31	21	30	25	37	35	40	26	23	25	32
06:45	19	18	19	21	21	23	16	25	11	27	17	23
07:00	19	21	17	22	12	20	26	20	23	29	19	22
07:15	23	19	28	13	32	24	24	14	20	14	25	17
07:30	23	26	20	22	22	24	16	21	18	19	20	22
07:45	23	24	23	18	23	12	24	22	26	20	24	19
08:00	25	11	30	15	24	16	20	15	31	13	26	14
08:15	33	17	29	15	31	9	25	24	27	17	29	16
08:30	23	9	28	10	33	10	25	17	24	11	27	11
08:45	33	9	33	9	23	14	29	16	36	11	31	12
09:00	32	8	27	15	39	11	30	8	31	17	32	12
09:15	29	10	35	17	25	15	31	12	39	14	32	14
09:30	32	5	40	10	40	12	29	7	28	16	34	10
09:45	25	9	28	9	35	10	35	15	38	12	32	11
10:00	33	11	36	16	34	14	32	11	31	9	33	12
10:15	27	14	32	13	28	4	31	8	25	19	29	12
10:30	24	4	22	10	40	13	22	12	32	10	28	10
10:45	23	12	30	6	34	7	33	9	29	6	30	8
11:00	34	8	21	6	26	10	28	7	28	5	27	7
11:15	18	5	27	2	35	3	25	5	22	7	25	4
11:30	41	3	35	9	27	7	29	4	28	6	32	6
11:45	18	2	27	4	29	3	37	4	39	7	30	4
<b>Totals</b>	<b>746</b>	<b>1089</b>	<b>826</b>	<b>1158</b>	<b>827</b>	<b>1167</b>	<b>807</b>	<b>1173</b>	<b>801</b>	<b>1285</b>	<b>801</b>	<b>1174</b>
<b>Day Total</b>	<b>1835</b>		<b>1984</b>		<b>1994</b>		<b>1980</b>		<b>2086</b>		<b>1976</b>	
<b>AM Pct</b>	<b>40.7%</b>		<b>41.6%</b>		<b>41.5%</b>		<b>40.8%</b>		<b>38.4%</b>		<b>40.6%</b>	
<b>Peak Hour</b>	<b>9:00</b>	<b>18:30</b>	<b>9:00</b>	<b>18:15</b>	<b>9:00</b>	<b>18:30</b>	<b>9:00</b>	<b>18:30</b>	<b>8:45</b>	<b>17:30</b>	<b>9:00</b>	<b>18:30</b>
<b>Peak Volume</b>	<b>712</b>	<b>342</b>	<b>778</b>	<b>436</b>	<b>773</b>	<b>493</b>	<b>746</b>	<b>397</b>	<b>752</b>	<b>389</b>	<b>749</b>	<b>400</b>
<b>P.H.F</b>	<b>0.9368</b>	<b>0.9396</b>	<b>0.8493</b>	<b>0.9561</b>	<b>0.9159</b>	<b>0.9337</b>	<b>0.9279</b>	<b>0.8941</b>	<b>0.9495</b>	<b>0.8037</b>	<b>0.9512</b>	<b>0.9496</b>

**AECOM**

<b>7:00-8:00 AM</b>	88		88		89		90		87		88	
<b>7:15-8:15 AM</b>	94		101		101		84		95		95	
<b>7:30-8:30 AM</b>	104		102		100		85		102		99	
<b>7:45-8:45 AM</b>	104		110		111		94		108		105	
<b>8:00-9:00 AM</b>	114		120		111		99		118		112	

<b>4:00-5:00 PM</b>		130		154		127		137		161		142
<b>4:15-5:15 PM</b>		125		139		129		126		175		139
<b>4:30-5:30 PM</b>		117		148		132		131		170		140
<b>4:45-5:45 PM</b>		109		155		137		131		173		141

Client: AECOM  
 File Number:  
 Route: Quarry Rd  
 Location: Between Welch Rd & Campus Drive West

Site Ref: 04  
 Direction: NB

Count Date	5/8/2023		5/9/2023		5/10/2023		5/11/2023		5/12/2023		Average	
	AM	PM	AM	PM	AM	PM	AM	PM	AM	PM	AM	PM
00:00	3	27	2	32	7	30	7	27	6	34	5	30
00:15	1	29	5	30	4	28	7	20	2	32	4	28
00:30	2	26	3	33	4	33	5	27	4	23	4	28
00:45	4	28	1	27	5	36	4	35	1	47	3	35
01:00	4	30	4	32	9	32	5	32	8	29	6	31
01:15	4	35	1	24	5	30	2	27	3	30	3	29
01:30	2	27	5	40	0	29	1	33	4	35	2	33
01:45	2	38	5	26	1	39	2	34	5	52	3	38
02:00	1	23	0	25	2	27	2	33	2	34	1	28
02:15	2	34	1	33	4	31	1	29	4	41	2	34
02:30	6	27	3	39	5	46	3	31	4	43	4	37
02:45	3	29	3	22	3	30	4	33	6	34	4	30
03:00	3	16	2	32	2	35	1	24	1	22	2	26
03:15	2	31	0	36	2	40	0	37	0	32	1	35
03:30	2	28	7	34	3	30	3	27	2	34	3	31
03:45	7	24	4	24	5	29	6	28	4	26	5	26
04:00	3	29	5	37	6	37	4	39	6	53	5	39
04:15	3	36	6	41	6	37	6	36	9	62	6	42
04:30	4	33	9	35	10	35	12	32	9	50	9	37
04:45	4	25	10	34	13	38	7	35	10	47	9	36
05:00	6	42	9	35	5	35	9	23	7	48	7	37
05:15	4	38	8	61	9	41	11	34	9	45	8	44
05:30	13	37	10	31	11	39	4	39	14	43	10	38
05:45	19	27	13	31	8	37	15	36	11	48	13	36
06:00	18	27	15	28	24	35	25	35	19	46	20	34
06:15	23	27	25	31	31	31	27	22	24	53	26	33
06:30	29	13	37	30	28	22	43	28	29	42	33	27
06:45	25	18	34	15	24	29	19	20	36	51	28	27
07:00	32	30	28	25	24	25	17	18	16	29	23	25
07:15	30	23	28	13	33	23	31	18	35	19	31	19
07:30	25	14	29	17	32	40	35	23	14	26	27	24
07:45	35	15	21	15	40	13	33	14	26	9	31	13
08:00	35	14	34	17	32	16	43	13	30	32	35	18
08:15	27	11	40	8	32	10	23	15	37	18	32	12
08:30	23	10	35	11	25	11	28	13	25	19	27	13
08:45	33	10	28	10	25	12	22	8	30	23	28	13
09:00	20	10	29	13	27	10	22	8	17	21	23	12
09:15	19	5	13	8	17	12	27	10	18	20	19	11
09:30	14	10	23	15	27	13	14	9	21	21	20	14
09:45	23	7	22	9	20	8	23	14	23	11	22	10
10:00	18	11	20	14	20	8	25	13	19	11	20	11
10:15	17	8	23	12	23	11	29	3	29	20	24	11
10:30	13	8	19	8	22	14	26	11	26	15	21	11
10:45	24	5	35	8	32	13	27	10	28	18	29	11
11:00	33	3	24	6	26	12	21	9	37	17	28	9
11:15	20	8	27	5	36	10	26	9	22	16	26	10
11:30	29	15	31	17	27	18	27	11	27	11	28	14
11:45	25	5	30	6	31	5	27	4	31	3	29	5
<b>Totals</b>	<b>694</b>	<b>1026</b>	<b>766</b>	<b>1135</b>	<b>787</b>	<b>1225</b>	<b>761</b>	<b>1089</b>	<b>750</b>	<b>1495</b>	<b>752</b>	<b>1194</b>
<b>Day Total</b>	<b>1720</b>		<b>1901</b>		<b>2012</b>		<b>1850</b>		<b>2245</b>		<b>1946</b>	
<b>AM Pct</b>	<b>40.3%</b>		<b>40.3%</b>		<b>39.1%</b>		<b>41.1%</b>		<b>33.4%</b>		<b>38.6%</b>	
Peak Hour	9:00	18:30	9:00	18:15	9:00	18:30	9:00	18:30	8:45	17:30	9:00	18:30
Peak Volume	712	342	778	436	773	493	746	397	752	389	749	400
P.H.F	0.9368	0.9396	0.8493	0.9561	0.9159	0.9337	0.9279	0.8941	0.9495	0.8037	0.9512	0.9496

**AECOM**

<b>7:00-8:00 AM</b>	122	106	129	116	91	113
<b>7:15-8:15 AM</b>	125	112	137	142	105	124
<b>7:30-8:30 AM</b>	122	124	136	134	107	125
<b>7:45-8:45 AM</b>	120	130	129	127	118	125
<b>8:00-9:00 AM</b>	118	137	114	116	122	121
<b>4:00-5:00 PM</b>	123	147	147	142	212	154
<b>4:15-5:15 PM</b>	136	145	145	126	207	152
<b>4:30-5:30 PM</b>	138	165	149	124	190	153
<b>4:45-5:45 PM</b>	142	161	153	131	183	154
<b>5:00-6:00 PM</b>	144	158	152	132	184	154



Client: AECOM  
 File Number:  
 Route: 5 - Palm Dr  
 Location: Between Campus Dr & Arboretum Rd

Site Ref: 05  
 Direction: SB

Count Date	5/8/2023		5/9/2023		5/10/2023		5/11/2023		5/12/2023		Average	
Count Time	AM	PM	AM	PM	AM	PM	AM	PM	AM	PM	AM	PM
00:00	2	61	5	53	7	84	8	69	16	87	8	71
00:15	8	59	3	53	7	69	5	64	13	66	7	62
00:30	5	58	6	52	6	87	5	66	14	73	7	67
00:45	1	69	6	62	1	63	7	65	10	86	5	69
01:00	4	63	2	66	2	61	3	69	9	71	4	66
01:15	1	65	3	60	2	68	2	76	8	80	3	70
01:30	4	60	3	58	1	64	5	79	8	102	4	73
01:45	2	55	4	68	3	52	3	71	15	75	5	64
02:00	4	59	3	59	4	57	2	56	6	70	4	60
02:15	3	75	4	55	3	70	2	61	5	104	3	73
02:30	3	64	4	61	1	68	5	66	4	106	3	73
02:45	5	81	0	58	1	72	5	74	4	79	3	73
03:00	2	61	3	58	1	60	4	63	3	77	3	64
03:15	4	78	7	58	3	63	4	60	5	62	5	64
03:30	4	47	6	56	3	60	5	68	4	88	4	64
03:45	5	56	7	82	10	71	11	78	9	97	8	77
04:00	6	58	10	70	6	73	6	93	8	67	7	72
04:15	8	73	13	77	9	97	12	90	8	98	10	87
04:30	13	62	19	71	24	67	14	78	19	79	18	71
04:45	25	61	23	63	25	96	22	77	20	96	23	79
05:00	20	61	27	59	19	64	22	78	27	98	23	72
05:15	31	67	34	78	33	89	32	58	31	108	32	80
05:30	54	66	49	70	49	64	39	74	53	106	49	76
05:45	59	74	59	74	65	90	51	67	65	101	60	81
06:00	48	64	62	75	55	66	68	72	63	82	59	72
06:15	63	93	87	82	90	76	83	102	81	108	81	92
06:30	62	68	74	77	90	76	77	84	80	99	77	81
06:45	69	64	75	69	78	66	73	76	76	87	74	72
07:00	55	49	64	51	54	51	57	70	57	87	57	62
07:15	55	54	60	54	74	64	63	63	67	77	64	62
07:30	84	48	91	56	77	55	86	51	74	70	82	56
07:45	95	40	90	40	115	36	116	44	106	66	104	45
08:00	86	31	123	43	97	58	117	44	88	60	102	47
08:15	118	45	128	52	107	39	105	36	98	56	111	46
08:30	111	32	124	43	150	50	127	43	92	82	121	50
08:45	136	30	156	35	134	42	160	34	116	62	140	41
09:00	120	34	126	30	136	39	108	37	110	46	120	37
09:15	121	29	128	42	116	44	127	30	109	45	120	38
09:30	94	23	102	30	98	44	102	40	76	36	94	35
09:45	101	33	94	27	103	36	91	35	81	41	94	34
10:00	85	29	71	34	78	31	85	34	77	42	79	34
10:15	76	21	98	38	87	34	91	38	94	36	89	33
10:30	60	23	61	18	69	22	74	26	89	27	71	23
10:45	74	17	71	19	69	18	71	19	97	27	76	20
11:00	63	17	52	20	70	22	60	21	67	30	62	22
11:15	70	9	74	10	76	12	62	27	81	17	73	15
11:30	58	7	92	10	66	5	75	18	70	19	72	12
11:45	64	7	82	8	76	10	75	13	95	15	78	11
<b>Totals</b>	<b>2241</b>	<b>2400</b>	<b>2485</b>	<b>2484</b>	<b>2450</b>	<b>2705</b>	<b>2427</b>	<b>2757</b>	<b>2408</b>	<b>3393</b>	<b>2402</b>	<b>2748</b>
<b>Day Total</b>	<b>4641</b>		<b>4969</b>		<b>5155</b>		<b>5184</b>		<b>5801</b>		<b>5150</b>	
<b>AM Pct</b>	48.3%		50.0%		47.5%		46.8%		41.5%		46.6%	
<b>Peak Hour</b>	9:00	18:30	9:00	18:15	9:00	18:30	9:00	18:30	8:45	17:30	9:00	18:30
<b>Peak Volume</b>	712	342	778	436	773	493	746	397	752	389	749	400
<b>P.H.F</b>	0.9368	0.9396	0.8493	0.9561	0.9159	0.9337	0.9279	0.8941	0.9495	0.8037	0.9512	0.9496

**AECOM**

<b>7:00-8:00 AM</b>	289	305	320	322	304	308
<b>7:15-8:15 AM</b>	320	364	363	382	335	353
<b>7:30-8:30 AM</b>	383	432	396	424	366	400
<b>7:45-8:45 AM</b>	410	465	469	465	384	439
<b>8:00-9:00 AM</b>	451	531	488	509	394	475

<b>4:00-5:00 PM</b>	254	281	333	338	340	309
<b>4:15-5:15 PM</b>	257	270	324	323	371	309
<b>4:30-5:30 PM</b>	251	271	316	291	381	302
<b>4:45-5:45 PM</b>	255	270	313	287	408	307
<b>5:00-6:00 PM</b>	268	281	307	277	413	309

Client: AECOM  
 File Number:  
 Route: 5 - Palm Dr  
 Location: Between Campus Dr & Arboretum Rd

Site Ref: 05  
 Direction: NB

Count Time	5/8/2023		5/9/2023		5/10/2023		5/11/2023		5/12/2023		Average	
	AM	PM	AM	PM	AM	PM	AM	PM	AM	PM	AM	PM
00:00	6	46	9	57	12	39	8	57	12	51	9	50
00:15	8	43	5	35	4	51	6	43	8	52	6	45
00:30	1	44	7	55	7	55	5	54	11	60	6	54
00:45	2	30	3	42	2	44	7	33	1	55	3	41
01:00	4	35	8	43	10	55	9	43	20	52	10	46
01:15	2	61	4	50	3	48	6	52	5	68	4	56
01:30	0	40	3	58	2	50	0	63	4	63	2	55
01:45	1	52	3	38	3	54	3	58	9	78	4	56
02:00	0	63	2	60	4	66	2	66	2	61	2	63
02:15	5	46	5	47	9	53	5	54	5	77	6	55
02:30	15	55	23	63	21	59	31	74	25	75	23	65
02:45	3	59	2	57	1	47	2	74	3	73	2	62
03:00	4	59	1	88	2	79	2	76	1	72	2	75
03:15	1	74	3	79	2	82	2	65	1	103	2	81
03:30	1	73	1	67	4	81	2	67	2	76	2	73
03:45	2	72	1	72	0	77	1	56	1	81	1	72
04:00	0	47	0	74	2	90	3	72	3	79	2	72
04:15	2	80	3	84	2	76	2	61	2	80	2	76
04:30	8	80	6	92	9	97	9	100	12	83	9	90
04:45	2	66	2	100	1	83	1	100	2	81	2	86
05:00	0	80	1	91	0	112	3	104	1	96	1	97
05:15	1	105	1	75	2	80	3	105	3	88	2	91
05:30	2	84	2	91	4	119	4	110	1	88	3	98
05:45	1	88	3	85	2	101	6	80	5	105	3	92
06:00	4	95	2	102	2	96	2	104	4	73	3	94
06:15	4	88	7	79	6	112	8	82	3	89	6	90
06:30	14	77	9	81	8	87	13	108	10	87	11	88
06:45	19	60	20	73	15	85	18	78	18	76	18	74
07:00	30	76	29	76	30	75	43	91	28	96	32	83
07:15	25	63	35	70	22	92	30	77	26	89	28	78
07:30	26	60	39	74	49	92	36	75	38	71	38	74
07:45	21	46	26	51	33	57	38	56	25	73	29	57
08:00	22	48	30	46	28	60	30	60	29	63	28	55
08:15	26	63	24	50	18	47	16	65	18	71	20	59
08:30	29	32	23	48	25	65	22	54	22	61	24	52
08:45	20	35	29	41	25	37	25	48	16	77	23	48
09:00	24	22	26	60	21	28	21	76	38	49	26	47
09:15	21	28	28	35	34	37	24	49	35	50	28	40
09:30	28	50	34	43	28	39	25	39	23	52	28	45
09:45	21	24	21	26	38	35	37	46	22	41	28	34
10:00	24	25	15	23	24	26	30	34	30	58	25	33
10:15	27	19	26	20	34	25	39	23	33	20	32	21
10:30	29	25	29	13	37	17	34	34	31	39	32	26
10:45	26	26	33	14	32	21	24	24	32	25	29	22
11:00	38	17	33	20	38	25	35	17	41	23	37	20
11:15	31	27	35	15	48	20	38	18	41	18	39	20
11:30	45	10	38	27	27	18	34	21	50	27	39	21
11:45	30	10	48	7	44	9	45	17	57	11	45	11
<b>Totals</b>	<b>655</b>	<b>2508</b>	<b>737</b>	<b>2697</b>	<b>774</b>	<b>2903</b>	<b>789</b>	<b>2963</b>	<b>809</b>	<b>3136</b>	<b>753</b>	<b>2841</b>
<b>Day Total</b>	<b>3163</b>		<b>3434</b>		<b>3677</b>		<b>3752</b>		<b>3945</b>		<b>3594</b>	
<b>AM Pct</b>	20.7%		21.5%		21.0%		21.0%		20.5%		20.9%	
<b>Peak Hour</b>	9:00	18:30	9:00	18:15	9:00	18:30	9:00	18:30	8:45	17:30	9:00	18:30
<b>Peak Volume</b>	712	342	778	436	773	493	746	397	752	389	749	400
<b>P.H.F</b>	0.9368	0.9396	0.8493	0.9561	0.9159	0.9337	0.9279	0.8941	0.9495	0.8037	0.9512	0.9496

**AECOM**

<b>7:00-8:00 AM</b>	102	129	134	147	117	126
<b>7:15-8:15 AM</b>	94	130	132	134	118	122
<b>7:30-8:30 AM</b>	95	119	128	120	110	114
<b>7:45-8:45 AM</b>	98	103	104	106	94	101
<b>8:00-9:00 AM</b>	97	106	96	93	85	95
<b>4:00-5:00 PM</b>	273	350	346	333	323	325
<b>4:15-5:15 PM</b>	306	367	368	365	340	349
<b>4:30-5:30 PM</b>	331	358	372	409	348	364
<b>4:45-5:45 PM</b>	335	357	394	419	353	372
<b>5:00-6:00 PM</b>	357	342	412	399	377	377

Client: |#REF!  
 File Number:  
 Route: |Lasuen St  
 Location: |Between Campus Dr & Arboretum Rd

Site Ref: | 06  
 Direction: | NB

Count Date	5/8/2023		5/9/2023		5/10/2023		5/11/2023		5/12/2023		Average	
	AM	PM	AM	PM	AM	PM	AM	PM	AM	PM	AM	PM
00:00	0	5	0	4	0	7	0	2	1	10	0	6
00:15	0	0	0	4	0	0	0	7	0	6	0	3
00:30	0	5	0	2	1	2	1	4	0	3	0	3
00:45	0	3	0	2	0	6	1	5	0	5	0	4
01:00	0	2	0	2	0	4	0	4	0	12	0	5
01:15	0	3	1	3	0	6	0	2	1	4	0	4
01:30	0	3	0	3	0	2	0	4	0	4	0	3
01:45	0	1	1	3	0	5	0	8	0	6	0	5
02:00	0	1	0	3	0	10	0	2	2	5	0	4
02:15	1	3	0	5	0	5	0	4	1	6	0	5
02:30	1	5	1	1	1	1	2	1	1	9	1	3
02:45	0	4	0	3	1	6	0	6	0	10	0	6
03:00	0	3	0	3	0	7	0	7	0	7	0	5
03:15	0	6	0	2	0	4	0	4	1	5	0	4
03:30	0	3	0	1	0	3	0	1	1	6	0	3
03:45	0	4	0	5	1	8	0	7	0	7	0	6
04:00	0	3	0	4	0	5	0	7	0	9	0	6
04:15	0	4	0	6	0	13	0	5	0	9	0	7
04:30	0	3	0	5	0	9	0	5	0	8	0	6
04:45	0	7	0	7	0	10	0	3	0	7	0	7
05:00	0	8	0	7	0	14	0	7	0	8	0	9
05:15	0	3	0	6	0	9	0	5	0	3	0	5
05:30	1	2	0	10	0	5	0	8	0	11	0	7
05:45	0	3	1	6	2	10	1	6	2	6	1	6
06:00	0	2	0	5	0	3	0	4	1	7	0	4
06:15	0	5	0	5	2	5	1	2	0	4	1	4
06:30	4	4	0	2	0	4	1	4	0	3	1	3
06:45	0	1	2	4	1	5	0	4	4	5	1	4
07:00	1	0	3	6	1	3	2	3	3	3	2	3
07:15	0	3	0	6	0	1	5	5	5	3	2	4
07:30	3	3	1	0	0	1	3	1	5	4	2	2
07:45	1	0	0	2	1	2	5	3	2	4	2	2
08:00	1	1	4	3	3	0	1	1	4	6	3	2
08:15	5	1	1	1	4	4	1	5	2	2	3	3
08:30	1	2	1	0	2	0	1	7	4	4	2	3
08:45	2	0	1	4	2	1	6	2	3	9	3	3
09:00	3	1	3	1	4	2	3	2	3	4	3	2
09:15	2	0	4	1	1	1	3	0	2	10	2	2
09:30	3	1	1	2	0	1	1	1	1	1	1	1
09:45	2	1	0	0	1	0	2	1	0	5	1	1
10:00	1	1	1	0	2	0	3	0	5	9	2	2
10:15	1	0	0	1	3	0	3	2	4	11	2	3
10:30	2	0	2	1	0	0	3	0	2	15	2	3
10:45	6	0	4	0	5	0	3	0	4	16	4	3
11:00	4	0	3	0	1	1	5	2	3	18	3	4
11:15	5	0	2	0	6	0	4	0	4	4	4	1
11:30	3	0	4	0	3	0	3	0	4	4	3	1
11:45	1	0	6	1	4	0	3	0	4	1	4	0
<b>Totals</b>	<b>54</b>	<b>110</b>	<b>47</b>	<b>142</b>	<b>52</b>	<b>185</b>	<b>67</b>	<b>163</b>	<b>79</b>	<b>318</b>	<b>60</b>	<b>184</b>
<b>Day Total</b>	<b>164</b>		<b>189</b>		<b>237</b>		<b>230</b>		<b>397</b>		<b>243</b>	
<b>AM Pct</b>	<b>32.9%</b>		<b>24.9%</b>		<b>21.9%</b>		<b>29.1%</b>		<b>19.9%</b>		<b>24.6%</b>	
<b>Peak Hour</b>	9:00	18:30	9:00	18:15	9:00	18:30	9:00	18:30	8:45	17:30	9:00	18:30
<b>Peak Volume</b>	712	342	778	436	773	493	746	397	752	389	749	400
<b>P.H.F</b>	0.9368	0.9396	0.8493	0.9561	0.9159	0.9337	0.9279	0.8941	0.9495	0.8037	0.9512	0.9496

**AECOM**

<b>7:00-8:00 AM</b>	5	4	2	15	15	8
<b>7:15-8:15 AM</b>	5	5	4	14	16	9
<b>7:30-8:30 AM</b>	10	6	8	10	13	9
<b>7:45-8:45 AM</b>	8	6	10	8	12	9
<b>8:00-9:00 AM</b>	9	7	11	9	13	10
<b>4:00-5:00 PM</b>	17	22	37	20	33	26
<b>4:15-5:15 PM</b>	22	25	46	20	32	29
<b>4:30-5:30 PM</b>	21	25	42	20	26	27
<b>4:45-5:45 PM</b>	20	30	38	23	29	28
<b>5:00-6:00 PM</b>	16	29	38	26	28	27

Client: |#REF!  
 File Number:  
 Route: Galvez St  
 Location: Between Campus Dr & Arboretum Rd

Site Ref: 07  
 Direction: SB

Count Date	5/8/2023		5/9/2023		5/10/2023		5/11/2023		5/12/2023		Average	
	AM	PM	AM	PM	AM	PM	AM	PM	AM	PM	AM	PM
00:00	7	57	6	43	6	47	7	49	9	76	7	54
00:15	7	51	9	43	8	55	9	50	9	63	8	52
00:30	6	61	5	54	3	70	8	57	5	76	5	64
00:45	9	82	4	56	6	65	8	63	7	80	7	69
01:00	7	48	3	44	9	64	7	63	8	82	7	60
01:15	2	64	3	48	3	48	2	53	4	91	3	61
01:30	1	51	2	71	1	55	1	56	7	77	2	62
01:45	5	51	2	38	2	46	2	54	4	50	3	48
02:00	0	45	2	48	0	56	4	60	2	69	2	56
02:15	3	50	4	39	3	44	4	51	2	91	3	55
02:30	1	52	1	49	1	48	0	69	1	69	1	57
02:45	1	49	1	56	3	50	2	69	1	67	2	58
03:00	1	48	0	35	0	47	0	45	2	68	1	49
03:15	4	46	0	39	2	50	0	45	2	75	2	51
03:30	2	42	3	39	4	71	2	56	8	82	4	58
03:45	1	50	1	61	1	62	1	55	1	97	1	65
04:00	4	44	2	49	2	61	2	60	1	118	2	66
04:15	4	55	2	59	5	47	1	57	2	119	3	67
04:30	4	65	12	51	10	64	8	60	10	107	9	69
04:45	14	70	11	81	20	64	16	60	16	144	15	84
05:00	28	45	29	70	25	51	27	77	17	155	25	80
05:15	20	80	26	65	20	78	20	72	21	155	21	90
05:30	36	61	38	87	41	76	28	88	42	174	37	97
05:45	35	74	45	83	44	108	51	82	44	152	44	100
06:00	33	85	34	73	29	107	38	96	30	142	33	101
06:15	43	86	45	78	46	98	34	79	40	176	42	103
06:30	44	44	44	59	43	69	47	63	50	158	46	79
06:45	35	54	53	46	39	69	45	73	59	139	46	76
07:00	39	45	47	67	55	57	45	70	43	109	46	70
07:15	47	48	56	45	49	42	57	56	52	84	52	55
07:30	62	45	72	58	69	65	61	44	74	93	68	61
07:45	72	46	69	58	88	53	68	59	72	110	74	65
08:00	79	33	93	40	93	55	79	47	83	99	85	55
08:15	80	50	82	37	100	64	76	53	65	94	81	60
08:30	86	39	94	38	105	42	88	43	97	77	94	48
08:45	72	27	91	28	101	36	87	37	68	51	84	36
09:00	74	21	87	26	93	31	73	23	69	53	79	31
09:15	61	19	76	19	69	20	77	20	73	41	71	24
09:30	78	15	77	23	82	14	82	20	78	62	79	27
09:45	98	14	76	14	75	17	77	21	80	55	81	24
10:00	53	17	78	15	66	21	73	15	69	40	68	22
10:15	64	6	54	11	72	10	59	17	52	31	60	15
10:30	61	16	64	16	63	15	57	16	68	43	63	21
10:45	53	16	64	10	77	18	57	13	59	28	62	17
11:00	55	11	63	11	63	17	52	2	75	18	62	12
11:15	52	12	55	15	67	12	58	11	57	16	58	13
11:30	52	10	64	7	67	10	69	7	62	23	63	11
11:45	63	4	71	7	83	8	87	11	98	17	80	9
<b>Totals</b>	<b>1658</b>	<b>2104</b>	<b>1820</b>	<b>2109</b>	<b>1913</b>	<b>2377</b>	<b>1756</b>	<b>2347</b>	<b>1798</b>	<b>4096</b>	<b>1789</b>	<b>2607</b>
<b>Day Total</b>	<b>3762</b>	<b>3929</b>	<b>4290</b>	<b>4103</b>	<b>5894</b>	<b>4396</b>						
<b>AM Pct</b>	<b>44.1%</b>	<b>46.3%</b>	<b>44.6%</b>	<b>42.8%</b>	<b>30.5%</b>	<b>40.7%</b>						
<b>Peak Hour</b>	9:00	18:30	9:00	18:15	9:00	18:30	9:00	18:30	8:45	17:30	9:00	18:30
<b>Peak Volume</b>	712	342	778	436	773	493	746	397	752	389	749	400
<b>P.H.F</b>	0.9368	0.9396	0.8493	0.9561	0.9159	0.9337	0.9279	0.8941	0.9495	0.8037	0.9512	0.9496

**AECOM**

<b>7:00-8:00 AM</b>	220	244	261	231	241	239
<b>7:15-8:15 AM</b>	260	290	299	265	281	279
<b>7:30-8:30 AM</b>	293	316	350	284	294	307
<b>7:45-8:45 AM</b>	317	338	386	311	317	334
<b>8:00-9:00 AM</b>	317	360	399	330	313	344
<b>4:00-5:00 PM</b>	234	240	236	237	488	287
<b>4:15-5:15 PM</b>	235	261	226	254	525	300
<b>4:30-5:30 PM</b>	260	267	257	269	561	323
<b>4:45-5:45 PM</b>	256	303	269	297	628	351
<b>5:00-6:00 PM</b>	260	305	313	319	636	367

Client: |#REF!  
 File Number:  
 Route: Galvez St  
 Location: Between Campus Dr & Arboretum Rd

Site Ref: 07  
 Direction: NB

Count Date	5/8/2023		5/9/2023		5/10/2023		5/11/2023		5/12/2023		Average	
Count Time	AM	PM	AM	PM	AM	PM	AM	PM	AM	PM	AM	PM
00:00	11	68	6	76	6	56	7	63	5	89	7	70
00:15	14	42	0	49	6	63	7	54	9	63	7	54
00:30	6	56	7	52	3	52	1	56	3	65	4	56
00:45	4	60	8	57	5	68	2	69	4	55	5	62
01:00	7	60	2	56	3	64	7	61	7	73	5	63
01:15	1	73	3	58	4	65	4	86	4	98	3	76
01:30	2	66	1	66	3	57	4	73	10	87	4	70
01:45	1	79	5	77	5	70	3	65	7	90	4	76
02:00	3	82	6	77	6	81	7	72	8	76	6	78
02:15	1	61	5	48	8	59	4	82	7	75	5	65
02:30	2	95	11	88	11	97	12	101	14	109	10	98
02:45	3	70	2	64	1	74	3	74	1	108	2	78
03:00	2	69	0	80	1	90	5	86	2	80	2	81
03:15	3	95	1	88	2	101	0	83	2	85	2	90
03:30	0	89	1	82	2	98	1	102	1	150	1	104
03:45	0	92	2	65	1	98	3	81	2	101	2	87
04:00	0	92	0	86	1	110	1	91	2	102	1	96
04:15	2	88	3	113	2	131	1	88	1	131	2	110
04:30	4	116	1	118	3	133	3	111	3	123	3	120
04:45	2	98	3	123	2	114	3	111	2	133	2	116
05:00	1	120	3	160	4	144	2	153	1	152	2	146
05:15	3	138	3	140	2	143	1	126	0	158	2	141
05:30	5	95	1	133	2	129	2	127	3	129	3	123
05:45	3	127	9	129	2	129	10	142	7	96	6	125
06:00	5	163	4	135	6	155	6	114	6	134	5	140
06:15	5	137	5	112	8	137	5	118	4	119	5	125
06:30	11	86	5	110	11	88	11	114	13	126	10	105
06:45	20	63	23	102	19	90	19	84	15	101	19	88
07:00	18	77	28	108	33	84	22	79	33	95	27	89
07:15	23	69	26	91	18	93	17	90	18	111	20	91
07:30	20	75	32	100	32	80	31	94	25	90	28	88
07:45	28	64	38	65	36	75	37	61	38	94	35	72
08:00	22	80	50	90	37	109	31	63	40	118	36	92
08:15	31	56	51	82	43	94	22	121	31	96	36	90
08:30	30	88	42	66	36	107	18	114	31	154	31	106
08:45	32	39	54	44	31	93	34	54	48	219	40	90
09:00	35	42	33	43	33	79	25	89	41	100	33	71
09:15	35	25	32	49	29	34	39	37	34	220	34	73
09:30	31	31	39	29	37	46	30	33	45	179	36	64
09:45	43	34	34	26	36	26	36	38	46	85	39	42
10:00	51	23	40	24	48	16	44	34	47	71	46	34
10:15	37	29	46	31	21	25	36	25	48	65	38	35
10:30	24	16	37	25	39	15	43	26	49	79	38	32
10:45	35	16	43	21	39	27	36	21	63	59	43	29
11:00	39	14	33	18	38	23	42	10	50	45	40	22
11:15	46	14	34	12	39	13	45	24	57	25	44	18
11:30	49	12	51	15	58	16	49	13	57	26	53	16
11:45	72	7	57	8	59	9	61	10	83	9	66	9
<b>Totals</b>	<b>822</b>	<b>3291</b>	<b>920</b>	<b>3491</b>	<b>871</b>	<b>3760</b>	<b>832</b>	<b>3623</b>	<b>1027</b>	<b>4848</b>	<b>894</b>	<b>3803</b>
<b>Day Total</b>	<b>4113</b>		<b>4411</b>		<b>4631</b>		<b>4455</b>		<b>5875</b>		<b>4697</b>	

<b>AM Pct</b>	20.0%		20.9%		18.8%		18.7%		17.5%		19.0%	
<b>Peak Hour</b>	9:00	18:30	9:00	18:15	9:00	18:30	9:00	18:30	8:45	17:30	9:00	18:30
<b>Peak Volume</b>	712	342	778	436	773	493	746	397	752	389	749	400
<b>P.H.F</b>	0.9368	0.9396	0.8493	0.9561	0.9159	0.9337	0.9279	0.8941	0.9495	0.8037	0.9512	0.9496

**AECOM**

<b>7:00-8:00 AM</b>	89	124	119	107	114	111
<b>7:15-8:15 AM</b>	93	146	123	116	121	120
<b>7:30-8:30 AM</b>	101	171	148	121	134	135
<b>7:45-8:45 AM</b>	111	181	152	108	140	138
<b>8:00-9:00 AM</b>	115	197	147	105	150	143

<b>4:00-5:00 PM</b>	394	440	488	401	489	442
<b>4:15-5:15 PM</b>	422	514	522	463	539	492
<b>4:30-5:30 PM</b>	472	541	534	501	566	523
<b>4:45-5:45 PM</b>	451	556	530	517	572	525
<b>5:00-6:00 PM</b>	480	562	545	548	535	534

Client: |#REF!  
 File Number:  
 Route: Serra St  
 Location: Between El Camino Real & Olmsted Rd

Site Ref: 08  
 Direction: WB

Count Date	5/8/2023		5/9/2023		5/10/2023		5/11/2023		5/12/2023		Average	
	AM	PM	AM	PM	AM	PM	AM	PM	AM	PM	AM	PM
00:00	4	56	7	52	15	62	10	44	20	56	11	54
00:15	14	40	12	57	11	46	12	56	9	70	12	54
00:30	14	59	6	49	11	68	15	61	11	54	11	58
00:45	14	53	6	54	17	44	11	46	22	62	14	52
01:00	5	47	8	66	6	50	10	60	13	56	8	56
01:15	7	53	6	37	7	42	4	56	7	58	6	49
01:30	9	46	5	54	5	54	7	30	9	49	7	47
01:45	3	53	0	25	5	58	6	58	14	67	6	52
02:00	8	49	7	42	8	43	9	39	11	52	9	45
02:15	3	44	4	32	8	47	2	62	15	58	6	49
02:30	2	46	0	53	2	41	2	48	6	67	2	51
02:45	3	46	3	41	1	44	1	52	3	55	2	48
03:00	1	47	1	27	3	39	3	49	5	57	3	44
03:15	2	44	2	43	0	44	4	47	2	47	2	45
03:30	1	38	2	54	1	29	3	41	2	58	2	44
03:45	2	46	1	48	3	52	1	56	2	67	2	54
04:00	1	50	4	58	7	65	9	56	14	72	7	60
04:15	11	57	8	61	6	62	6	58	6	64	7	60
04:30	13	51	21	52	15	57	13	68	15	74	15	60
04:45	12	40	22	69	23	61	18	43	15	78	18	58
05:00	14	56	17	55	20	74	17	59	21	63	18	61
05:15	21	51	32	62	26	76	23	78	28	75	26	68
05:30	42	67	44	63	34	75	38	66	30	70	38	68
05:45	48	68	49	78	49	70	45	86	57	75	50	75
06:00	53	62	45	66	33	74	29	52	33	81	39	67
06:15	38	66	38	88	36	62	44	67	36	59	38	68
06:30	45	54	56	57	43	63	49	55	45	72	48	60
06:45	45	54	44	51	38	55	31	58	47	77	41	59
07:00	41	71	31	59	34	47	32	53	28	69	33	60
07:15	30	71	35	51	36	54	28	54	50	80	36	62
07:30	48	50	41	47	38	55	28	75	35	48	38	55
07:45	64	40	75	55	72	47	83	58	54	65	70	53
08:00	50	45	69	52	70	45	59	40	75	64	65	49
08:15	62	50	81	63	85	47	64	50	69	59	72	54
08:30	82	34	81	53	81	48	70	48	63	64	75	49
08:45	69	49	79	54	72	50	59	74	58	65	67	58
09:00	60	34	68	52	65	50	59	47	58	80	62	53
09:15	69	36	64	45	74	44	65	54	71	63	69	48
09:30	61	22	67	52	64	42	49	52	63	41	61	42
09:45	64	36	62	36	39	33	62	51	55	50	56	41
10:00	70	33	44	29	62	51	39	44	50	44	53	40
10:15	52	38	51	33	60	25	54	25	38	58	51	36
10:30	50	30	33	28	50	25	41	40	36	39	42	32
10:45	63	23	33	28	68	27	58	27	49	48	54	31
11:00	32	21	53	31	38	16	43	35	51	34	43	27
11:15	55	20	53	25	61	18	63	23	65	29	59	23
11:30	54	16	77	14	49	24	47	29	66	34	59	23
11:45	53	11	57	19	72	17	50	20	86	29	64	19
<b>Totals</b>	<b>1564</b>	<b>2173</b>	<b>1604</b>	<b>2320</b>	<b>1623</b>	<b>2322</b>	<b>1475</b>	<b>2450</b>	<b>1618</b>	<b>2856</b>	<b>1577</b>	<b>2424</b>
<b>Day Total</b>	<b>3737</b>		<b>3924</b>		<b>3945</b>		<b>3925</b>		<b>4474</b>		<b>4001</b>	
<b>AM Pct</b>	41.9%		40.9%		41.1%		37.6%		36.2%		39.4%	
<b>Peak Hour</b>	9:00	18:30	9:00	18:15	9:00	18:30	9:00	18:30	8:45	17:30	9:00	18:30
<b>Peak Volume</b>	712	342	778	436	773	493	746	397	752	389	749	400
<b>P.H.F</b>	0.9368	0.9396	0.8493	0.9561	0.9159	0.9337	0.9279	0.8941	0.9495	0.8037	0.9512	0.9496

**AECOM**

<b>7:00-8:00 AM</b>	183	182	180	171	167	177
<b>7:15-8:15 AM</b>	192	220	216	198	214	208
<b>7:30-8:30 AM</b>	224	266	265	234	233	244
<b>7:45-8:45 AM</b>	258	306	308	276	261	282
<b>8:00-9:00 AM</b>	263	310	308	252	265	280
<b>4:00-5:00 PM</b>	198	240	245	225	288	239
<b>4:15-5:15 PM</b>	204	237	254	228	279	240
<b>4:30-5:30 PM</b>	198	238	268	248	290	248
<b>4:45-5:45 PM</b>	214	249	286	246	286	256
<b>5:00-6:00 PM</b>	242	258	295	289	283	273

Client: |#REF!  
 File Number:  
 Route: Serra St  
 Location: Between El Camino Real & Olmsted Rd

Site Ref: 08  
 Direction: EB

Count Date	5/8/2023		5/9/2023		5/10/2023		5/11/2023		5/12/2023		Average	
	AM	PM	AM	PM	AM	PM	AM	PM	AM	PM	AM	PM
00:00	8	49	14	58	18	52	22	63	31	81	19	61
00:15	22	54	15	65	11	60	18	40	26	70	18	58
00:30	20	52	11	49	14	65	18	45	23	80	17	58
00:45	18	55	12	52	15	59	17	62	18	83	16	62
01:00	9	62	5	60	19	68	17	54	19	80	14	65
01:15	14	60	7	50	11	64	9	63	11	72	10	62
01:30	13	59	6	64	5	62	8	75	8	78	8	68
01:45	5	55	6	52	3	43	11	45	15	68	8	53
02:00	6	59	4	69	7	46	5	71	19	68	8	63
02:15	6	67	9	76	5	69	8	75	14	54	8	68
02:30	4	83	10	100	15	93	13	96	16	90	12	92
02:45	6	78	4	74	7	74	10	71	9	67	7	73
03:00	4	66	2	77	4	73	6	101	4	82	4	80
03:15	3	63	2	74	2	88	4	75	6	83	3	77
03:30	0	98	5	96	4	77	3	87	5	81	3	88
03:45	1	62	2	69	1	77	2	64	6	78	2	70
04:00	1	65	3	57	4	70	3	73	4	60	3	65
04:15	3	82	5	68	3	80	8	57	9	68	6	71
04:30	6	58	1	82	6	64	1	75	5	63	4	68
04:45	11	83	11	79	10	79	5	87	7	72	9	80
05:00	4	77	9	79	6	69	8	82	6	72	7	76
05:15	4	80	2	59	4	58	6	76	9	72	5	69
05:30	6	78	8	80	5	73	4	59	6	92	6	76
05:45	10	67	12	75	16	74	7	56	8	90	11	72
06:00	12	73	8	94	9	64	10	73	12	80	10	77
06:15	11	81	10	68	11	74	9	76	11	76	10	75
06:30	16	90	28	69	19	68	12	81	10	71	17	76
06:45	9	67	14	74	21	82	20	82	12	81	15	77
07:00	22	85	24	63	19	73	12	71	20	95	19	77
07:15	16	74	20	74	27	77	27	74	24	73	23	74
07:30	30	54	30	90	32	98	24	59	37	95	31	79
07:45	46	74	33	73	49	80	27	57	44	69	40	71
08:00	46	56	38	72	45	68	43	69	57	69	46	67
08:15	38	52	43	61	40	60	50	63	38	70	42	61
08:30	44	44	60	54	43	60	50	49	27	67	45	55
08:45	48	31	54	57	51	65	39	59	40	74	46	57
09:00	50	56	40	56	40	64	54	66	44	73	46	63
09:15	51	45	48	45	55	55	40	57	49	82	49	57
09:30	40	59	43	52	62	49	49	47	45	70	48	55
09:45	55	45	55	33	53	45	51	38	56	50	54	42
10:00	40	36	60	47	35	44	46	52	47	56	46	47
10:15	52	46	35	33	39	42	50	39	45	59	44	44
10:30	53	37	55	33	51	38	52	30	57	52	54	38
10:45	34	32	39	28	37	39	47	39	40	43	39	36
11:00	59	32	56	29	42	22	51	33	65	42	55	32
11:15	63	25	50	26	55	24	47	33	55	31	54	28
11:30	55	21	52	24	60	23	55	18	60	33	56	24
11:45	79	17	57	21	50	28	48	32	55	42	58	28
<b>Totals</b>	<b>1153</b>	<b>2844</b>	<b>1117</b>	<b>2940</b>	<b>1140</b>	<b>2979</b>	<b>1126</b>	<b>2949</b>	<b>1234</b>	<b>3357</b>	<b>1154</b>	<b>3014</b>
<b>Day Total</b>	<b>3997</b>		<b>4057</b>		<b>4119</b>		<b>4075</b>		<b>4591</b>		<b>4168</b>	
<b>AM Pct</b>	<b>28.8%</b>		<b>27.5%</b>		<b>27.7%</b>		<b>27.6%</b>		<b>26.9%</b>		<b>27.7%</b>	
<b>Peak Hour</b>	9:00	18:30	9:00	18:15	9:00	18:30	9:00	18:30	8:45	17:30	9:00	18:30
<b>Peak Volume</b>	712	342	778	436	773	493	746	397	752	389	749	400
<b>P.H.F</b>	0.9368	0.9396	0.8493	0.9561	0.9159	0.9337	0.9279	0.8941	0.9495	0.8037	0.9512	0.9496

**AECOM**

<b>7:00-8:00 AM</b>	114	107	127	90	125	113
<b>7:15-8:15 AM</b>	138	121	153	121	162	139
<b>7:30-8:30 AM</b>	160	144	166	144	176	158
<b>7:45-8:45 AM</b>	174	174	177	170	166	172
<b>8:00-9:00 AM</b>	176	195	179	182	162	179
<b>4:00-5:00 PM</b>	288	286	293	292	263	284
<b>4:15-5:15 PM</b>	300	308	292	301	275	295
<b>4:30-5:30 PM</b>	298	299	270	320	279	293
<b>4:45-5:45 PM</b>	318	297	279	304	308	301
<b>5:00-6:00 PM</b>	302	293	274	273	326	294

Client: |#REF!  
 File Number:  
 Route: Yale St  
 Location: Between Olmsted Rd & Stanford Ave

Site Ref: 09  
 Direction: WB

Count Time	5/8/2023		5/9/2023		5/10/2023		5/11/2023		5/12/2023		Average	
	AM	PM	AM	PM	AM	PM	AM	PM	AM	PM	AM	PM
00:00	0	8	1	7	3	9	2	14	2	13	2	10
00:15	0	10	1	12	2	15	3	11	2	11	2	12
00:30	2	15	1	8	2	10	0	10	3	9	2	10
00:45	4	5	0	7	0	10	2	12	1	8	1	8
01:00	1	6	1	17	0	15	0	11	0	5	0	11
01:15	1	10	1	4	1	9	0	7	0	14	1	9
01:30	0	7	0	13	0	13	0	6	0	7	0	9
01:45	0	9	1	10	0	7	3	9	0	9	1	9
02:00	0	10	0	7	1	9	0	7	0	12	0	9
02:15	0	8	2	7	0	11	1	12	0	7	1	9
02:30	0	11	0	8	0	6	0	6	0	10	0	8
02:45	0	16	0	11	0	17	0	8	0	14	0	13
03:00	0	11	0	10	0	11	0	19	0	12	0	13
03:15	0	11	0	5	0	8	0	8	2	12	0	9
03:30	0	15	1	13	0	9	0	8	1	15	0	12
03:45	0	12	0	17	1	8	2	14	1	14	1	13
04:00	0	15	0	12	1	12	1	14	1	9	1	12
04:15	1	16	1	8	0	14	0	13	0	7	0	12
04:30	1	13	0	12	1	9	0	13	0	15	0	12
04:45	1	14	1	11	3	22	3	8	0	16	2	14
05:00	1	14	2	10	4	18	4	10	2	12	3	13
05:15	1	18	1	15	2	13	4	21	1	11	2	16
05:30	2	17	2	18	2	13	3	17	4	17	3	16
05:45	7	13	3	17	4	22	3	16	3	11	4	16
06:00	5	17	6	14	4	19	5	18	5	10	5	16
06:15	4	10	7	17	8	19	8	17	7	27	7	18
06:30	6	7	4	14	10	15	3	17	5	15	6	14
06:45	7	8	9	12	7	16	11	11	11	17	9	13
07:00	12	11	8	17	6	16	7	21	12	12	9	15
07:15	6	13	7	6	8	11	9	18	4	13	7	12
07:30	1	9	9	8	3	13	4	16	5	19	4	13
07:45	6	10	12	16	11	13	11	9	8	15	10	13
08:00	19	9	11	11	25	7	15	6	18	14	18	9
08:15	12	11	12	9	17	10	13	17	11	10	13	11
08:30	14	11	10	10	12	13	14	8	8	14	12	11
08:45	16	9	14	11	15	9	21	11	12	10	16	10
09:00	9	5	15	9	22	7	10	7	12	8	14	7
09:15	14	7	12	4	14	5	10	13	15	14	13	9
09:30	10	6	4	12	9	7	13	7	15	5	10	7
09:45	8	9	7	13	8	6	9	4	10	12	8	9
10:00	8	6	14	6	12	8	8	6	7	6	10	6
10:15	9	3	7	3	12	3	11	10	10	6	10	5
10:30	4	2	6	2	11	6	7	5	9	9	7	5
10:45	9	2	7	3	8	2	10	9	13	9	9	5
11:00	7	3	7	4	9	3	11	2	5	5	8	3
11:15	11	4	10	3	11	3	4	3	5	5	8	4
11:30	10	2	14	4	12	2	10	5	10	5	11	4
11:45	12	2	6	4	7	1	12	1	17	2	11	2
<b>Totals</b>	<b>241</b>	<b>460</b>	<b>237</b>	<b>471</b>	<b>288</b>	<b>504</b>	<b>267</b>	<b>515</b>	<b>257</b>	<b>532</b>	<b>258</b>	<b>496</b>
<b>Day Total</b>	<b>701</b>		<b>708</b>		<b>792</b>		<b>782</b>		<b>789</b>		<b>754</b>	
<b>AM Pct</b>	<b>34.4%</b>		<b>33.5%</b>		<b>36.4%</b>		<b>34.1%</b>		<b>32.6%</b>		<b>34.2%</b>	
<b>Peak Hour</b>	9:00	18:30	9:00	18:15	9:00	18:30	9:00	18:30	8:45	17:30	9:00	18:30
<b>Peak Volume</b>	712	342	778	436	773	493	746	397	752	389	749	400
<b>P.H.F</b>	0.9368	0.9396	0.8493	0.9561	0.9159	0.9337	0.9279	0.8941	0.9495	0.8037	0.9512	0.9496

**AECOM**

<b>7:00-8:00 AM</b>	25	36	28	31	29	30
<b>7:15-8:15 AM</b>	32	39	47	39	35	38
<b>7:30-8:30 AM</b>	38	44	56	43	42	45
<b>7:45-8:45 AM</b>	51	45	65	53	45	52
<b>8:00-9:00 AM</b>	61	47	69	63	49	58
<b>4:00-5:00 PM</b>	58	43	57	48	47	51
<b>4:15-5:15 PM</b>	57	41	63	44	50	51
<b>4:30-5:30 PM</b>	59	48	62	52	54	55
<b>4:45-5:45 PM</b>	63	54	66	56	56	59
<b>5:00-6:00 PM</b>	62	60	66	64	51	61



Client: |#REF!  
 File Number:  
 Route: Yale St  
 Location: Between Olmsted Rd & Stanford Ave

Site Ref: 09  
 Direction: EB

Count Time	5/8/2023		5/9/2023		5/10/2023		5/11/2023		5/12/2023		Average	
	AM	PM	AM	PM	AM	PM	AM	PM	AM	PM	AM	PM
00:00	0	9	1	9	2	5	1	12	1	7	1	8
00:15	1	7	2	7	1	8	0	7	0	9	1	8
00:30	0	9	0	8	0	14	0	9	2	8	0	10
00:45	3	6	0	14	1	17	2	8	1	11	1	11
01:00	2	12	0	14	2	16	0	12	0	10	1	13
01:15	0	7	0	11	0	12	0	5	0	7	0	8
01:30	0	8	0	5	1	11	0	6	0	8	0	8
01:45	0	9	0	11	2	13	0	8	0	7	0	10
02:00	0	8	0	7	1	10	0	12	0	12	0	10
02:15	0	11	0	17	0	15	0	19	0	9	0	14
02:30	0	16	0	14	0	16	0	12	1	16	0	15
02:45	0	7	0	12	0	9	0	16	0	22	0	13
03:00	0	15	0	11	0	21	0	13	0	11	0	14
03:15	0	15	0	12	0	11	0	13	1	11	0	12
03:30	0	10	0	10	0	9	0	12	1	23	0	13
03:45	0	6	0	17	0	13	0	16	0	9	0	12
04:00	0	16	0	16	0	9	0	10	0	13	0	13
04:15	2	12	0	14	1	19	0	21	0	21	1	17
04:30	0	22	0	14	1	17	0	16	0	11	0	16
04:45	2	11	0	16	0	13	0	19	0	15	0	15
05:00	0	20	0	17	2	17	3	17	0	23	1	19
05:15	1	13	1	13	0	17	2	17	0	15	1	15
05:30	0	16	0	16	0	16	1	10	2	24	1	16
05:45	4	11	0	17	3	16	2	20	1	17	2	16
06:00	2	16	4	13	1	20	0	15	1	16	2	16
06:15	3	14	3	10	3	14	3	22	3	19	3	16
06:30	2	14	1	11	2	11	1	15	3	20	2	14
06:45	3	19	2	16	4	9	4	20	6	23	4	17
07:00	4	13	1	16	3	17	3	6	2	8	3	12
07:15	7	11	3	9	5	6	4	17	4	16	5	12
07:30	5	8	10	8	10	8	9	14	5	13	8	10
07:45	10	9	10	13	20	11	12	7	14	9	13	10
08:00	18	6	10	15	21	12	15	7	9	14	15	11
08:15	11	6	12	8	14	7	8	5	12	6	11	6
08:30	13	7	15	9	11	9	13	7	13	2	13	7
08:45	17	6	11	7	13	8	11	4	11	6	13	6
09:00	11	1	11	5	16	5	10	7	11	5	12	5
09:15	11	8	12	3	10	5	11	6	15	11	12	7
09:30	9	2	7	4	15	6	12	1	13	5	11	4
09:45	10	2	7	6	13	4	6	9	11	3	9	5
10:00	4	5	12	1	11	4	11	9	5	7	9	5
10:15	7	4	10	1	5	1	4	3	12	8	8	3
10:30	5	0	8	4	11	2	6	2	9	3	8	2
10:45	7	4	5	3	9	3	7	5	7	4	7	4
11:00	8	3	9	4	3	1	7	1	6	2	7	2
11:15	12	4	12	3	10	3	14	2	4	5	10	3
11:30	11	2	10	1	7	1	13	3	11	3	10	2
11:45	6	1	10	2	14	1	11	0	13	1	11	1
<b>Totals</b>	<b>211</b>	<b>441</b>	<b>199</b>	<b>474</b>	<b>248</b>	<b>492</b>	<b>206</b>	<b>497</b>	<b>210</b>	<b>528</b>	<b>215</b>	<b>486</b>
<b>Day Total</b>	<b>652</b>	<b>673</b>	<b>740</b>	<b>703</b>	<b>738</b>	<b>701</b>						
<b>AM Pct</b>	<b>32.4%</b>	<b>29.6%</b>	<b>33.5%</b>	<b>29.3%</b>	<b>28.5%</b>	<b>30.6%</b>						
Peak Hour	9:00	18:30	9:00	18:15	9:00	18:30	9:00	18:30	8:45	17:30	9:00	18:30
Peak Volume	712	342	778	436	773	493	746	397	752	389	749	400
P.H.F	0.9368	0.9396	0.8493	0.9561	0.9159	0.9337	0.9279	0.8941	0.9495	0.8037	0.9512	0.9496

**AECOM**

<b>7:00-8:00 AM</b>	26	24	38	28	25	28
<b>7:15-8:15 AM</b>	40	33	56	40	32	40
<b>7:30-8:30 AM</b>	44	42	65	44	40	47
<b>7:45-8:45 AM</b>	52	47	66	48	48	52
<b>8:00-9:00 AM</b>	59	48	59	47	45	52
<b>4:00-5:00 PM</b>	61	60	58	66	60	61
<b>4:15-5:15 PM</b>	65	61	66	73	70	67
<b>4:30-5:30 PM</b>	66	60	64	69	64	65
<b>4:45-5:45 PM</b>	60	62	63	63	77	65
<b>5:00-6:00 PM</b>	60	63	66	64	79	66

Client: |#REF!  
 File Number:  
 Route: Wellesley St  
 Location: Between Olmsted Rd & Stanford Ave

Site Ref: 10  
 Direction: WB

Count Time	5/8/2023		5/9/2023		5/10/2023		5/11/2023		5/12/2023		Average	
	AM	PM	AM	PM	AM	PM	AM	PM	AM	PM	AM	PM
00:00	0	10	1	7	1	8	0	7	0	6	0	8
00:15	1	5	0	5	0	5	2	6	1	1	1	4
00:30	2	5	2	4	0	4	1	5	2	6	1	5
00:45	3	5	0	6	0	6	1	4	2	4	1	5
01:00	0	4	0	7	0	10	0	5	1	2	0	6
01:15	2	5	1	5	0	3	2	6	1	7	1	5
01:30	0	2	0	5	0	10	1	4	0	8	0	6
01:45	0	4	0	2	2	0	0	1	2	4	1	2
02:00	0	3	0	3	0	9	0	7	0	12	0	7
02:15	0	6	0	3	0	9	0	3	0	9	0	6
02:30	0	4	0	7	0	8	0	6	1	5	0	6
02:45	0	10	0	7	0	6	1	6	1	11	0	8
03:00	0	4	0	4	0	3	0	4	0	5	0	4
03:15	0	3	0	3	0	6	0	7	0	11	0	6
03:30	0	9	0	10	0	8	0	6	0	5	0	8
03:45	0	3	0	7	1	2	0	3	0	10	0	5
04:00	0	4	0	11	0	8	0	2	1	8	0	7
04:15	0	9	0	5	0	4	0	7	0	7	0	6
04:30	0	7	1	5	1	8	0	13	1	9	1	8
04:45	0	3	0	10	1	3	0	11	0	10	0	7
05:00	0	10	0	6	0	14	0	10	0	8	0	10
05:15	0	10	1	10	1	11	0	7	0	12	0	10
05:30	0	9	1	12	0	8	1	6	0	15	0	10
05:45	0	8	0	13	0	7	0	6	0	10	0	9
06:00	1	10	3	13	1	10	1	4	2	7	2	9
06:15	2	12	3	9	2	9	1	14	3	4	2	10
06:30	3	4	3	15	4	13	4	13	3	7	3	10
06:45	1	9	1	5	2	12	0	14	4	10	2	10
07:00	2	5	1	7	0	8	0	11	0	14	1	9
07:15	2	10	1	13	2	7	2	7	0	16	1	11
07:30	3	8	1	15	0	9	3	6	2	9	2	9
07:45	5	10	3	12	4	11	5	6	4	16	4	11
08:00	3	14	0	12	5	6	3	12	4	10	3	11
08:15	4	6	5	5	7	8	4	7	4	15	5	8
08:30	8	5	3	14	3	9	5	10	2	9	4	9
08:45	5	6	4	8	5	9	5	12	6	17	5	10
09:00	6	5	6	6	6	9	4	9	7	8	6	7
09:15	7	9	6	7	4	4	9	7	2	11	6	8
09:30	3	5	8	2	4	7	5	8	4	10	5	6
09:45	10	5	7	8	6	7	4	7	5	7	6	7
10:00	5	3	6	6	3	8	2	5	3	9	4	6
10:15	6	4	3	3	4	6	3	4	4	5	4	4
10:30	8	4	4	4	3	4	5	8	3	1	5	4
10:45	3	3	5	4	3	3	4	4	3	4	4	4
11:00	5	4	5	0	5	3	2	2	2	3	4	2
11:15	7	5	7	3	3	6	4	1	8	5	6	4
11:30	5	1	5	1	1	2	7	2	8	4	5	2
11:45	10	2	6	2	6	2	2	5	4	4	6	3
<b>Totals</b>	<b>122</b>	<b>291</b>	<b>103</b>	<b>331</b>	<b>90</b>	<b>332</b>	<b>93</b>	<b>320</b>	<b>100</b>	<b>390</b>	<b>102</b>	<b>333</b>
<b>Day Total</b>	<b>413</b>		<b>434</b>		<b>422</b>		<b>413</b>		<b>490</b>		<b>434</b>	
<b>AM Pct</b>	29.5%		23.7%		21.3%		22.5%		20.4%		23.4%	
<b>Peak Hour</b>	9:00	18:30	9:00	18:15	9:00	18:30	9:00	18:30	8:45	17:30	9:00	18:30
<b>Peak Volume</b>	712	342	778	436	773	493	746	397	752	389	749	400
<b>P.H.F</b>	0.9368	0.9396	0.8493	0.9561	0.9159	0.9337	0.9279	0.8941	0.9495	0.8037	0.9512	0.9496

**AECOM**

<b>7:00-8:00 AM</b>	12	6	6	10	6	8
<b>7:15-8:15 AM</b>	13	5	11	13	10	10
<b>7:30-8:30 AM</b>	15	9	16	15	14	14
<b>7:45-8:45 AM</b>	20	11	19	17	14	16
<b>8:00-9:00 AM</b>	20	12	20	17	16	17
<b>4:00-5:00 PM</b>	23	31	23	33	34	29
<b>4:15-5:15 PM</b>	29	26	29	41	34	32
<b>4:30-5:30 PM</b>	30	31	36	41	39	35
<b>4:45-5:45 PM</b>	32	38	36	34	45	37
<b>5:00-6:00 PM</b>	37	41	40	29	45	38

Client: |#REF!  
 File Number:  
 Route: Wellesley St  
 Location: Between Olmsted Rd & Stanford Ave

Site Ref: 10  
 Direction: EB

Count Date	5/8/2023		5/9/2023		5/10/2023		5/11/2023		5/12/2023		Average	
	AM	PM	AM	PM	AM	PM	AM	PM	AM	PM	AM	PM
00:00	0	5	1	5	0	3	1	8	1	7	1	6
00:15	0	7	1	2	0	5	3	8	4	4	2	5
00:30	2	6	0	5	0	10	1	4	1	4	1	6
00:45	4	5	0	6	1	10	0	3	1	8	1	6
01:00	1	4	0	5	1	3	1	2	1	5	1	4
01:15	1	4	0	7	0	8	2	8	0	7	1	7
01:30	0	9	1	5	0	11	0	2	0	3	0	6
01:45	0	4	0	4	0	6	0	4	1	4	0	4
02:00	1	7	0	2	1	2	1	3	1	6	1	4
02:15	0	6	0	6	0	7	0	3	0	9	0	6
02:30	0	8	0	7	0	6	0	3	0	5	0	6
02:45	0	4	0	8	0	3	0	7	0	7	0	6
03:00	0	9	0	8	0	3	0	3	0	6	0	6
03:15	0	7	0	5	0	4	0	9	0	8	0	7
03:30	0	4	0	6	0	10	0	3	0	8	0	6
03:45	0	3	0	6	1	5	0	3	0	8	0	5
04:00	0	7	0	10	0	7	0	10	1	5	0	8
04:15	1	7	0	3	0	2	0	0	0	3	0	3
04:30	1	5	0	7	0	11	0	6	0	12	0	8
04:45	1	6	0	8	0	6	0	5	0	9	0	7
05:00	1	9	0	7	1	10	1	20	0	7	1	11
05:15	0	7	1	7	1	5	0	6	0	10	0	7
05:30	1	7	1	8	1	8	3	13	1	14	1	10
05:45	1	13	1	15	1	8	2	12	0	11	1	12
06:00	0	10	1	13	0	8	2	11	0	11	1	11
06:15	2	8	1	14	0	15	0	13	1	5	1	11
06:30	2	6	1	8	3	13	1	15	1	12	2	11
06:45	2	7	2	7	0	6	2	8	1	10	1	8
07:00	1	5	3	8	3	9	4	11	2	11	3	9
07:15	4	7	4	4	6	9	4	5	6	12	5	7
07:30	6	11	5	12	6	2	3	4	6	4	5	7
07:45	4	8	3	4	8	4	5	4	3	11	5	6
08:00	7	4	8	7	9	3	8	5	6	9	8	6
08:15	7	3	9	5	6	7	5	8	6	10	7	7
08:30	5	8	8	6	3	7	3	5	3	6	4	6
08:45	6	5	6	9	9	6	2	6	8	6	6	6
09:00	5	1	9	3	3	6	6	3	5	5	6	4
09:15	6	2	5	1	4	4	4	5	5	1	5	3
09:30	5	4	5	4	9	3	6	7	4	11	6	6
09:45	11	4	3	2	4	4	7	2	6	2	6	3
10:00	4	5	2	2	3	1	9	4	4	4	4	3
10:15	9	5	7	6	1	3	6	1	5	5	6	4
10:30	6	2	7	1	8	5	9	4	4	2	7	3
10:45	7	3	12	3	6	1	4	0	4	2	7	2
11:00	11	0	4	2	5	0	4	0	9	3	7	1
11:15	6	1	10	2	10	2	4	2	10	2	8	2
11:30	3	0	2	3	6	1	4	0	5	6	4	2
11:45	5	1	7	3	4	1	9	1	8	2	7	2
<b>Totals</b>	<b>139</b>	<b>263</b>	<b>130</b>	<b>281</b>	<b>124</b>	<b>273</b>	<b>126</b>	<b>269</b>	<b>124</b>	<b>322</b>	<b>129</b>	<b>282</b>
<b>Day Total</b>	<b>402</b>		<b>411</b>		<b>397</b>		<b>395</b>		<b>446</b>		<b>410</b>	
<b>AM Pct</b>	<b>34.6%</b>		<b>31.6%</b>		<b>31.2%</b>		<b>31.9%</b>		<b>27.8%</b>		<b>31.4%</b>	
<b>Peak Hour</b>	9:00	18:30	9:00	18:15	9:00	18:30	9:00	18:30	8:45	17:30	9:00	18:30
<b>Peak Volume</b>	712	342	778	436	773	493	746	397	752	389	749	400
<b>P.H.F</b>	0.9368	0.9396	0.8493	0.9561	0.9159	0.9337	0.9279	0.8941	0.9495	0.8037	0.9512	0.9496

**AECOM**

<b>7:00-8:00 AM</b>	15	15	23	16	17	17
<b>7:15-8:15 AM</b>	21	20	29	20	21	22
<b>7:30-8:30 AM</b>	24	25	29	21	21	24
<b>7:45-8:45 AM</b>	23	28	26	21	18	23
<b>8:00-9:00 AM</b>	25	31	27	18	23	25
<b>4:00-5:00 PM</b>	25	28	26	21	29	26
<b>4:15-5:15 PM</b>	27	25	29	31	31	29
<b>4:30-5:30 PM</b>	27	29	32	37	38	33
<b>4:45-5:45 PM</b>	29	30	29	44	40	34
<b>5:00-6:00 PM</b>	36	37	31	51	42	39

Client: |#REF!  
 File Number:  
 Route: |Oberlin St  
 Location: |Between Olmsted Rd & Stanford Ave

Site Ref: | 11  
 Direction: | WB

Count Time	5/8/2023		5/9/2023		5/10/2023		5/11/2023		5/12/2023		Average	
	AM	PM	AM	PM	AM	PM	AM	PM	AM	PM	AM	PM
00:00	0	4	0	2	2	1	0	2	1	5	1	3
00:15	0	4	0	2	2	4	1	3	2	3	1	3
00:30	0	3	0	0	0	3	0	0	1	5	0	2
00:45	1	2	1	0	0	6	1	1	3	6	1	3
01:00	1	1	0	1	1	11	0	4	0	4	0	4
01:15	0	2	0	1	0	15	1	2	0	1	0	4
01:30	0	4	0	6	1	2	0	3	0	1	0	3
01:45	1	3	0	4	0	2	0	1	0	4	0	3
02:00	0	11	0	20	0	3	0	9	0	14	0	11
02:15	0	10	1	8	0	7	0	12	1	9	0	9
02:30	0	4	0	3	0	1	0	9	1	6	0	5
02:45	0	8	0	4	0	4	0	5	0	8	0	6
03:00	1	2	0	3	0	1	0	1	0	4	0	2
03:15	0	1	0	2	0	1	0	4	0	2	0	2
03:30	0	4	0	3	0	2	0	4	0	3	0	3
03:45	0	2	0	4	0	4	0	4	0	4	0	4
04:00	0	1	0	0	0	4	0	4	0	7	0	3
04:15	0	2	0	3	0	3	0	7	0	2	0	3
04:30	0	1	0	6	0	4	0	5	0	3	0	4
04:45	1	3	0	3	0	0	0	6	0	2	0	3
05:00	1	4	2	2	1	4	1	3	1	3	1	3
05:15	0	1	0	4	0	2	1	2	0	4	0	3
05:30	1	2	3	6	1	6	1	3	1	8	1	5
05:45	1	9	3	4	1	5	0	4	1	5	1	5
06:00	0	2	0	5	2	1	2	8	0	2	1	4
06:15	3	6	2	7	2	7	2	5	3	4	2	6
06:30	1	4	0	6	2	6	1	3	0	8	1	5
06:45	1	0	3	4	2	8	3	3	1	7	2	4
07:00	5	8	3	4	4	6	4	5	7	6	5	6
07:15	4	3	4	6	2	4	3	7	1	5	3	5
07:30	8	7	5	2	4	8	8	5	6	8	6	6
07:45	20	3	21	3	22	1	22	1	21	2	21	2
08:00	39	2	40	2	39	0	42	3	41	7	40	3
08:15	2	0	6	1	6	6	5	4	2	3	4	3
08:30	9	2	3	3	5	2	7	2	8	3	6	2
08:45	4	1	2	1	6	1	5	1	7	7	5	2
09:00	5	6	4	2	4	1	3	2	5	7	4	4
09:15	5	3	3	2	3	4	2	4	3	2	3	3
09:30	3	1	1	2	2	2	3	3	3	4	2	2
09:45	1	4	2	1	2	2	5	2	3	3	3	2
10:00	0	3	3	4	2	2	3	3	2	2	2	3
10:15	3	0	3	2	2	3	0	4	1	4	2	3
10:30	0	0	0	2	1	1	1	2	0	4	0	2
10:45	7	2	2	2	2	2	1	1	2	6	3	3
11:00	4	3	2	4	2	1	3	0	4	1	3	2
11:15	1	0	1	1	3	0	2	1	1	1	2	1
11:30	1	0	2	2	3	0	3	2	4	5	3	2
11:45	6	0	1	1	2	2	1	0	8	3	4	1
<b>Totals</b>	<b>140</b>	<b>148</b>	<b>123</b>	<b>160</b>	<b>133</b>	<b>165</b>	<b>137</b>	<b>169</b>	<b>145</b>	<b>217</b>	<b>136</b>	<b>172</b>
<b>Day Total</b>	<b>288</b>		<b>283</b>		<b>298</b>		<b>306</b>		<b>362</b>		<b>307</b>	
<b>AM Pct</b>	<b>48.6%</b>		<b>43.5%</b>		<b>44.6%</b>		<b>44.8%</b>		<b>40.1%</b>		<b>44.1%</b>	
<b>Peak Hour</b>	9:00	18:30	9:00	18:15	9:00	18:30	9:00	18:30	8:45	17:30	9:00	18:30
<b>Peak Volume</b>	712	342	778	436	773	493	746	397	752	389	749	400
<b>P.H.F</b>	0.9368	0.9396	0.8493	0.9561	0.9159	0.9337	0.9279	0.8941	0.9495	0.8037	0.9512	0.9496

**AECOM**

<b>7:00-8:00 AM</b>	37	33	32	37	35	35
<b>7:15-8:15 AM</b>	71	70	67	75	69	70
<b>7:30-8:30 AM</b>	69	72	71	77	70	72
<b>7:45-8:45 AM</b>	70	70	72	76	72	72
<b>8:00-9:00 AM</b>	54	51	56	59	58	56
<b>4:00-5:00 PM</b>	7	12	11	22	14	13
<b>4:15-5:15 PM</b>	10	14	11	21	10	13
<b>4:30-5:30 PM</b>	9	15	10	16	12	12
<b>4:45-5:45 PM</b>	10	15	12	14	17	14
<b>5:00-6:00 PM</b>	16	16	17	12	20	16

Client: |#REF!  
 File Number:  
 Route: |Oberlin St  
 Location: |Between Olmsted Rd & Stanford Ave

Site Ref: | 11  
 Direction: | EB

Count Time	5/8/2023		5/9/2023		5/10/2023		5/11/2023		5/12/2023		Average	
	AM	PM	AM	PM	AM	PM	AM	PM	AM	PM	AM	PM
00:00	0	5	0	3	1	6	4	5	0	8	1	5
00:15	1	2	1	2	1	6	0	3	0	3	1	3
00:30	0	2	0	3	0	7	1	5	0	4	0	4
00:45	0	4	1	6	0	4	0	4	2	4	1	4
01:00	0	5	2	4	1	4	0	8	0	2	1	5
01:15	0	4	0	1	0	11	1	4	0	3	0	5
01:30	0	2	0	3	0	12	0	4	0	4	0	5
01:45	0	1	0	1	0	4	0	2	0	5	0	3
02:00	0	1	0	3	0	3	1	4	0	4	0	3
02:15	0	14	0	13	0	4	0	7	0	14	0	10
02:30	0	2	0	7	0	4	0	8	0	9	0	6
02:45	0	10	0	10	0	1	1	10	0	15	0	9
03:00	0	3	0	2	0	3	0	2	0	5	0	3
03:15	0	4	0	6	1	5	0	8	0	8	0	6
03:30	0	4	0	2	0	6	0	1	1	2	0	3
03:45	0	4	0	5	0	8	0	7	0	8	0	6
04:00	0	6	0	5	0	3	0	7	1	8	0	6
04:15	0	10	0	11	0	9	0	9	0	10	0	10
04:30	0	4	0	7	0	7	0	3	1	6	0	5
04:45	1	3	0	3	0	5	0	3	0	6	0	4
05:00	0	8	0	5	2	10	0	9	0	9	0	8
05:15	0	7	0	2	1	8	0	5	0	9	0	6
05:30	0	7	0	6	0	8	0	4	1	4	0	6
05:45	0	4	0	5	0	6	1	10	0	8	0	7
06:00	0	6	1	8	1	3	0	6	0	8	0	6
06:15	2	7	0	9	0	8	0	6	0	6	0	7
06:30	1	5	1	11	0	11	1	4	0	5	1	7
06:45	0	5	1	4	1	6	0	7	2	5	1	5
07:00	2	4	1	7	2	4	2	3	2	5	2	5
07:15	6	3	4	4	3	8	4	4	3	10	4	6
07:30	2	2	4	4	2	2	3	1	3	6	3	3
07:45	2	4	1	6	2	7	1	5	5	5	2	5
08:00	12	0	10	5	11	6	14	3	13	2	12	3
08:15	7	3	5	4	8	0	5	5	6	8	6	4
08:30	3	3	4	1	2	3	4	1	7	4	4	2
08:45	7	4	2	3	7	4	8	3	2	6	5	4
09:00	13	3	4	5	8	2	4	1	4	4	7	3
09:15	6	2	5	1	6	2	4	1	3	6	5	2
09:30	7	2	4	3	2	3	7	1	4	4	5	3
09:45	5	0	1	4	2	3	4	2	3	6	3	3
10:00	4	0	3	3	2	0	3	3	5	1	3	1
10:15	2	0	4	2	3	1	3	2	1	2	3	1
10:30	1	1	5	0	0	3	1	3	3	1	2	2
10:45	2	0	1	1	4	1	7	2	1	3	3	1
11:00	2	0	1	0	3	0	1	0	1	2	2	0
11:15	4	0	3	2	9	0	6	2	5	2	5	1
11:30	3	0	5	2	2	2	4	0	2	1	3	1
11:45	7	0	7	0	2	0	6	2	9	0	6	0
<b>Totals</b>	<b>102</b>	<b>170</b>	<b>81</b>	<b>204</b>	<b>89</b>	<b>223</b>	<b>101</b>	<b>199</b>	<b>90</b>	<b>260</b>	<b>93</b>	<b>211</b>
<b>Day Total</b>	<b>272</b>		<b>285</b>		<b>312</b>		<b>300</b>		<b>350</b>		<b>304</b>	
<b>AM Pct</b>	<b>37.5%</b>		<b>28.4%</b>		<b>28.5%</b>		<b>33.7%</b>		<b>25.7%</b>		<b>30.5%</b>	
Peak Hour	9:00	18:30	9:00	18:15	9:00	18:30	9:00	18:30	8:45	17:30	9:00	18:30
Peak Volume	712	342	778	436	773	493	746	397	752	389	749	400
P.H.F	0.9368	0.9396	0.8493	0.9561	0.9159	0.9337	0.9279	0.8941	0.9495	0.8037	0.9512	0.9496

**AECOM**

<b>7:00-8:00 AM</b>	12	10	9	10	13	11
<b>7:15-8:15 AM</b>	22	19	18	22	24	21
<b>7:30-8:30 AM</b>	23	20	23	23	27	23
<b>7:45-8:45 AM</b>	24	20	23	24	31	24
<b>8:00-9:00 AM</b>	29	21	28	31	28	27
<b>4:00-5:00 PM</b>	23	26	24	22	30	25
<b>4:15-5:15 PM</b>	25	26	31	24	31	27
<b>4:30-5:30 PM</b>	22	17	30	20	30	24
<b>4:45-5:45 PM</b>	25	16	31	21	28	24
<b>5:00-6:00 PM</b>	26	18	32	28	30	27

Client: |#REF!  
 File Number:  
 Route: |Olmsted Rd  
 Location: |North of Escondido Rd

Site Ref: | 12  
 Direction: | NB

Count Date	5/8/2023		5/9/2023		5/10/2023		5/11/2023		5/12/2023		Average	
	AM	PM	AM	PM	AM	PM	AM	PM	AM	PM	AM	PM
00:00	0	3	1	0	0	0	0	3	0	4	0	2
00:15	0	0	1	1	0	5	0	3	0	4	0	3
00:30	0	0	1	3	0	2	0	5	0	5	0	3
00:45	0	7	0	2	1	7	0	4	0	3	0	5
01:00	0	1	0	2	0	11	0	4	0	1	0	4
01:15	0	2	0	1	0	5	0	4	0	3	0	3
01:30	0	0	0	2	0	5	0	8	0	4	0	4
01:45	0	3	0	6	0	0	0	6	0	4	0	4
02:00	0	9	0	10	0	1	1	5	0	14	0	8
02:15	0	6	0	10	0	2	0	5	0	10	0	7
02:30	0	0	0	1	0	1	0	3	0	3	0	2
02:45	0	4	0	2	0	2	1	6	0	6	0	4
03:00	0	0	0	2	0	0	0	2	0	2	0	1
03:15	0	1	0	2	0	0	0	2	0	2	0	1
03:30	0	1	0	1	0	1	0	0	0	6	0	2
03:45	0	8	0	5	0	7	0	4	0	8	0	6
04:00	0	5	0	4	0	2	0	0	0	8	0	4
04:15	0	2	0	5	0	3	0	0	0	6	0	3
04:30	0	0	0	3	0	3	0	2	1	1	0	2
04:45	0	4	0	2	0	1	0	2	0	1	0	2
05:00	0	2	1	0	1	2	0	4	0	3	0	2
05:15	0	1	0	3	0	2	0	1	0	5	0	2
05:30	0	3	0	4	0	4	0	4	0	2	0	3
05:45	0	3	0	4	0	2	0	4	0	6	0	4
06:00	1	6	3	4	1	3	0	6	3	0	2	4
06:15	1	3	2	1	5	2	3	4	1	2	2	2
06:30	1	3	0	2	0	5	1	4	0	2	0	3
06:45	0	3	0	1	0	3	0	1	3	2	1	2
07:00	4	1	1	2	4	2	4	0	2	2	3	1
07:15	4	2	7	0	3	2	4	2	4	2	4	2
07:30	8	3	3	4	8	2	7	0	7	0	7	2
07:45	2	2	4	1	4	1	6	1	4	3	4	2
08:00	21	0	15	0	18	2	25	2	20	0	20	1
08:15	2	2	1	2	3	2	9	2	2	0	3	2
08:30	3	1	0	0	2	0	5	0	3	1	3	0
08:45	8	1	5	0	1	1	3	1	2	1	4	1
09:00	6	1	2	0	6	2	4	0	4	0	4	1
09:15	3	1	4	0	7	1	2	0	1	2	3	1
09:30	4	1	1	0	1	1	0	1	0	1	1	1
09:45	4	0	1	0	0	1	2	0	2	0	2	0
10:00	1	0	0	0	1	0	0	1	1	1	1	0
10:15	2	0	3	0	1	0	2	0	2	1	2	0
10:30	2	0	2	0	0	0	1	2	0	0	1	0
10:45	1	0	0	1	1	2	1	1	2	1	1	1
11:00	8	0	7	0	4	0	5	0	5	0	6	0
11:15	10	0	8	1	7	0	9	1	9	1	9	1
11:30	3	0	6	0	13	1	4	0	3	0	6	0
11:45	6	0	3	0	2	1	8	0	0	0	4	0
<b>Totals</b>	<b>105</b>	<b>95</b>	<b>82</b>	<b>94</b>	<b>94</b>	<b>102</b>	<b>107</b>	<b>110</b>	<b>81</b>	<b>133</b>	<b>94</b>	<b>107</b>
<b>Day Total</b>	<b>200</b>		<b>176</b>		<b>196</b>		<b>217</b>		<b>214</b>		<b>201</b>	
<b>AM Pct</b>	<b>52.5%</b>		<b>46.6%</b>		<b>48.0%</b>		<b>49.3%</b>		<b>37.9%</b>		<b>46.8%</b>	
<b>Peak Hour</b>	<b>9:00</b>	<b>18:30</b>	<b>9:00</b>	<b>18:15</b>	<b>9:00</b>	<b>18:30</b>	<b>9:00</b>	<b>18:30</b>	<b>8:45</b>	<b>17:30</b>	<b>9:00</b>	<b>18:30</b>
<b>Peak Volume</b>	<b>712</b>	<b>342</b>	<b>778</b>	<b>436</b>	<b>773</b>	<b>493</b>	<b>746</b>	<b>397</b>	<b>752</b>	<b>389</b>	<b>749</b>	<b>400</b>
<b>P.H.F</b>	<b>0.9368</b>	<b>0.9396</b>	<b>0.8493</b>	<b>0.9561</b>	<b>0.9159</b>	<b>0.9337</b>	<b>0.9279</b>	<b>0.8941</b>	<b>0.9495</b>	<b>0.8037</b>	<b>0.9512</b>	<b>0.9496</b>

**AECOM**

<b>7:00-8:00 AM</b>	18	15	19	21	17	18
<b>7:15-8:15 AM</b>	35	29	33	42	35	35
<b>7:30-8:30 AM</b>	33	23	33	47	33	34
<b>7:45-8:45 AM</b>	28	20	27	45	29	30
<b>8:00-9:00 AM</b>	34	21	24	42	27	30
<b>4:00-5:00 PM</b>	11	14	9	4	16	11
<b>4:15-5:15 PM</b>	8	10	9	8	11	9
<b>4:30-5:30 PM</b>	7	8	8	9	10	8
<b>4:45-5:45 PM</b>	10	9	9	11	11	10
<b>5:00-6:00 PM</b>	9	11	10	13	16	12

Client: |#REF!  
 File Number:  
 Route: |Olmsted Rd  
 Location: |North of Escondido Rd

Site Ref: | 12  
 Direction: | SB

Count Date	5/8/2023		5/9/2023		5/10/2023		5/11/2023		5/12/2023		Average	
	AM	PM	AM	PM	AM	PM	AM	PM	AM	PM	AM	PM
00:00	0	5	1	2	0	1	0	5	0	4	0	3
00:15	0	4	0	2	0	0	0	2	0	3	0	2
00:30	0	4	0	4	0	0	0	1	0	2	0	2
00:45	0	3	0	3	0	5	0	5	1	5	0	4
01:00	0	3	0	5	0	14	0	3	0	4	0	6
01:15	0	0	0	1	0	17	0	4	0	2	0	5
01:30	0	0	0	3	0	8	0	5	0	4	0	4
01:45	0	2	0	3	0	2	0	3	0	3	0	3
02:00	0	6	0	6	0	2	0	7	0	9	0	6
02:15	0	16	0	13	0	8	0	14	0	15	0	13
02:30	0	3	0	2	0	2	0	9	0	7	0	5
02:45	0	11	0	7	0	5	0	8	0	8	0	8
03:00	0	1	0	7	0	0	0	4	0	7	0	4
03:15	0	1	0	3	0	2	0	3	0	2	0	2
03:30	0	1	0	3	0	2	0	3	0	3	0	2
03:45	0	10	0	0	0	0	0	4	0	3	0	3
04:00	0	5	0	5	0	10	0	4	0	12	0	7
04:15	0	5	0	5	0	4	0	3	0	5	0	4
04:30	1	10	0	6	0	3	0	5	1	5	0	6
04:45	0	4	0	6	0	3	0	4	0	6	0	5
05:00	0	2	0	4	0	6	0	4	0	2	0	4
05:15	0	6	0	0	0	7	0	8	0	8	0	6
05:30	0	3	1	2	0	2	0	3	1	4	0	3
05:45	0	3	0	0	0	4	0	3	0	4	0	3
06:00	1	3	2	3	1	2	1	3	1	4	1	3
06:15	0	4	2	3	1	3	1	2	2	6	1	4
06:30	0	1	0	1	0	2	1	0	0	3	0	1
06:45	0	0	1	1	1	0	0	1	1	0	1	0
07:00	1	0	0	1	1	1	2	1	1	0	1	1
07:15	2	3	0	0	4	2	1	1	0	1	1	1
07:30	3	1	4	0	4	2	7	1	5	0	5	1
07:45	21	3	19	0	21	0	25	1	19	0	21	1
08:00	41	0	44	1	40	0	42	3	41	0	42	1
08:15	5	1	8	0	7	3	8	2	9	0	7	1
08:30	11	0	2	0	5	0	12	1	3	0	7	0
08:45	3	0	1	0	6	0	3	0	9	1	4	0
09:00	5	1	5	3	5	0	7	0	3	1	5	1
09:15	7	1	5	0	2	0	4	0	4	3	4	1
09:30	6	1	1	0	1	0	1	0	1	0	2	0
09:45	5	0	3	0	3	1	4	0	4	0	4	0
10:00	1	0	2	0	3	1	3	0	4	0	3	0
10:15	1	0	5	0	1	0	3	0	5	0	3	0
10:30	1	1	1	0	2	0	0	1	1	0	1	0
10:45	5	1	1	0	5	0	2	0	3	0	3	0
11:00	2	0	2	2	4	0	2	0	1	0	2	0
11:15	3	0	1	0	2	0	0	0	2	0	2	0
11:30	5	0	4	0	8	0	2	0	8	0	5	0
11:45	11	1	5	0	8	0	12	0	6	1	8	0
<b>Totals</b>	<b>141</b>	<b>130</b>	<b>120</b>	<b>107</b>	<b>135</b>	<b>124</b>	<b>143</b>	<b>130</b>	<b>136</b>	<b>147</b>	<b>135</b>	<b>128</b>
<b>Day Total</b>	<b>271</b>		<b>227</b>		<b>259</b>		<b>273</b>		<b>283</b>		<b>263</b>	
<b>AM Pct</b>	<b>52.0%</b>		<b>52.9%</b>		<b>52.1%</b>		<b>52.4%</b>		<b>48.1%</b>		<b>51.4%</b>	
<b>Peak Hour</b>	9:00	18:30	9:00	18:15	9:00	18:30	9:00	18:30	8:45	17:30	9:00	18:30
<b>Peak Volume</b>	712	342	778	436	773	493	746	397	752	389	749	400
<b>P.H.F</b>	0.9368	0.9396	0.8493	0.9561	0.9159	0.9337	0.9279	0.8941	0.9495	0.8037	0.9512	0.9496

**AECOM**

<b>7:00-8:00 AM</b>	27	23	30	35	25	28
<b>7:15-8:15 AM</b>	67	67	69	75	65	69
<b>7:30-8:30 AM</b>	70	75	72	82	74	75
<b>7:45-8:45 AM</b>	78	73	73	87	72	77
<b>8:00-9:00 AM</b>	60	55	58	65	62	60
<b>4:00-5:00 PM</b>	24	22	20	16	28	22
<b>4:15-5:15 PM</b>	21	21	16	16	18	18
<b>4:30-5:30 PM</b>	22	16	19	21	21	20
<b>4:45-5:45 PM</b>	15	12	18	19	20	17
<b>5:00-6:00 PM</b>	14	6	19	18	18	15

Client: |#REF!  
 File Number:  
 Route: |Bowdoin St  
 Location: |Between Stanford Ave & Pine Hill Rd

Site Ref: | 13  
 Direction: | WB

Count Date	5/8/2023		5/9/2023		5/10/2023		5/11/2023		5/12/2023		Average	
	AM	PM	AM	PM	AM	PM	AM	PM	AM	PM	AM	PM
00:00	6	59	4	39	3	50	12	59	11	63	7	54
00:15	9	48	3	55	4	51	6	41	6	59	6	51
00:30	6	48	1	43	4	50	3	51	8	58	4	50
00:45	8	50	3	52	3	51	2	42	2	65	4	52
01:00	5	58	2	42	5	61	1	45	0	64	3	54
01:15	2	52	3	43	3	56	7	47	1	56	3	51
01:30	5	35	1	38	1	45	2	29	2	56	2	41
01:45	1	37	4	51	1	61	0	39	0	40	1	46
02:00	1	39	2	42	1	41	4	39	4	54	2	43
02:15	1	43	4	37	1	49	1	43	3	68	2	48
02:30	1	44	2	39	1	51	1	72	0	52	1	52
02:45	0	52	1	58	0	55	1	41	1	66	1	54
03:00	2	44	1	34	1	42	1	42	1	50	1	42
03:15	1	48	1	44	2	48	1	38	1	58	1	47
03:30	0	36	1	41	1	42	1	40	1	57	1	43
03:45	0	49	2	70	2	55	2	61	5	76	2	62
04:00	3	63	4	57	6	55	2	69	2	73	3	63
04:15	3	61	2	52	1	63	4	61	6	64	3	60
04:30	5	53	5	66	3	50	3	57	5	71	4	59
04:45	14	50	12	63	10	69	10	53	8	72	11	61
05:00	14	49	14	64	12	58	15	59	19	67	15	59
05:15	22	68	21	62	21	75	24	55	26	83	23	69
05:30	29	60	37	70	36	70	31	63	26	78	32	68
05:45	70	71	62	73	72	65	64	71	62	76	66	71
06:00	57	44	52	56	49	48	45	66	46	77	50	58
06:15	48	44	59	74	60	51	52	64	52	69	54	60
06:30	44	48	44	48	44	44	45	54	29	58	41	50
06:45	47	50	50	57	46	51	35	66	44	76	44	60
07:00	47	42	35	46	53	50	59	49	42	40	47	45
07:15	60	35	61	34	66	44	54	49	55	58	59	44
07:30	61	39	78	36	78	37	69	35	66	38	70	37
07:45	101	34	93	47	95	49	91	35	101	44	96	42
08:00	106	25	97	32	119	30	113	42	78	34	103	33
08:15	107	28	98	26	109	24	88	40	71	51	95	34
08:30	92	30	98	39	88	34	83	27	81	50	88	36
08:45	91	31	128	38	105	42	100	38	85	42	102	38
09:00	82	30	109	29	98	27	76	28	83	33	90	29
09:15	90	23	94	29	87	24	78	22	76	36	85	27
09:30	81	17	84	25	75	16	70	31	57	39	73	26
09:45	62	18	69	28	57	30	71	25	74	20	67	24
10:00	60	14	60	21	47	27	62	19	50	31	56	22
10:15	52	15	54	19	60	16	64	21	58	23	58	19
10:30	43	19	49	12	37	18	56	18	54	17	48	17
10:45	53	13	55	9	66	10	54	15	54	22	56	14
11:00	61	5	42	10	63	9	43	5	56	19	53	10
11:15	60	5	58	8	60	10	53	10	74	8	61	8
11:30	45	4	55	6	48	12	48	9	56	12	50	9
11:45	58	4	61	6	55	9	70	7	71	9	63	7
<b>Totals</b>	<b>1816</b>	<b>1834</b>	<b>1875</b>	<b>1970</b>	<b>1859</b>	<b>2025</b>	<b>1777</b>	<b>1992</b>	<b>1713</b>	<b>2432</b>	<b>1808</b>	<b>2051</b>
<b>Day Total</b>	<b>3650</b>		<b>3845</b>		<b>3884</b>		<b>3769</b>		<b>4145</b>		<b>3859</b>	
<b>AM Pct</b>	<b>49.8%</b>		<b>48.8%</b>		<b>47.9%</b>		<b>47.1%</b>		<b>41.3%</b>		<b>46.9%</b>	
<b>Peak Hour</b>	9:00	18:30	9:00	18:15	9:00	18:30	9:00	18:30	8:45	17:30	9:00	18:30
<b>Peak Volume</b>	712	342	778	436	773	493	746	397	752	389	749	400
<b>P.H.F</b>	0.9368	0.9396	0.8493	0.9561	0.9159	0.9337	0.9279	0.8941	0.9495	0.8037	0.9512	0.9496

**AECOM**

<b>7:00-8:00 AM</b>	269	267	292	273	264	273
<b>7:15-8:15 AM</b>	328	329	358	327	300	328
<b>7:30-8:30 AM</b>	375	366	401	361	316	364
<b>7:45-8:45 AM</b>	406	386	411	375	331	382
<b>8:00-9:00 AM</b>	396	421	421	384	315	387
<b>4:00-5:00 PM</b>	227	238	237	240	280	244
<b>4:15-5:15 PM</b>	213	245	240	230	274	240
<b>4:30-5:30 PM</b>	220	255	252	224	293	249
<b>4:45-5:45 PM</b>	227	259	272	230	300	258
<b>5:00-6:00 PM</b>	248	269	268	248	304	267



Client: |#REF!  
 File Number:  
 Route: |Bowdoin St  
 Location: |Between Stanford Ave & Pine Hill Rd

Site Ref: | 13  
 Direction: | EB

Count Date	5/8/2023		5/9/2023		5/10/2023		5/11/2023		5/12/2023		Average	
	AM	PM	AM	PM	AM	PM	AM	PM	AM	PM	AM	PM
00:00	13	36	8	54	17	40	12	47	10	55	12	46
00:15	10	45	3	48	3	46	2	47	6	57	5	49
00:30	11	34	7	45	2	43	1	51	5	60	5	47
00:45	2	53	6	36	6	52	6	42	7	66	5	50
01:00	3	49	1	49	0	59	4	47	1	55	2	52
01:15	2	51	2	46	0	54	1	58	5	53	2	52
01:30	2	62	2	56	4	57	3	51	3	74	3	60
01:45	3	55	1	56	2	52	3	42	3	73	2	56
02:00	0	74	1	69	2	76	3	72	2	67	2	72
02:15	3	65	3	78	2	64	5	73	2	78	3	72
02:30	3	117	5	116	4	116	1	134	8	122	4	121
02:45	5	56	4	70	4	67	3	76	4	87	4	71
03:00	1	64	0	88	1	92	1	66	0	88	1	80
03:15	0	81	1	88	1	102	3	94	1	86	1	90
03:30	1	89	2	70	0	72	3	67	2	78	2	75
03:45	0	60	2	64	0	80	0	65	2	82	1	70
04:00	2	84	1	84	0	85	0	69	1	100	1	84
04:15	0	93	1	112	0	92	0	89	0	105	0	98
04:30	2	115	0	124	0	117	1	107	2	108	1	114
04:45	1	85	0	112	0	95	0	82	0	106	0	96
05:00	2	114	3	136	4	136	2	110	2	132	3	126
05:15	4	91	3	117	3	109	4	100	2	125	3	108
05:30	1	108	3	117	2	104	2	100	3	106	2	107
05:45	2	82	3	92	5	105	2	102	5	102	3	97
06:00	6	99	5	107	4	106	5	89	7	99	5	100
06:15	5	87	9	102	8	75	5	83	4	106	6	91
06:30	7	75	8	84	7	81	12	92	12	82	9	83
06:45	15	68	14	66	11	61	9	83	14	80	13	72
07:00	6	45	14	75	16	64	12	86	14	65	12	67
07:15	19	55	21	55	24	60	21	62	21	52	21	57
07:30	26	47	31	74	27	66	28	53	23	63	27	61
07:45	31	43	35	55	33	58	37	58	37	41	35	51
08:00	43	43	35	56	47	51	39	47	37	51	40	50
08:15	46	30	30	39	34	61	33	41	31	46	35	43
08:30	39	42	29	33	30	43	28	45	43	49	34	42
08:45	36	30	35	39	40	37	24	40	32	55	33	40
09:00	31	34	30	48	30	32	37	46	39	49	33	42
09:15	25	27	32	29	24	42	31	30	32	64	29	38
09:30	29	36	26	33	24	28	38	32	36	43	31	34
09:45	34	38	33	19	39	30	27	30	31	30	33	29
10:00	37	17	42	29	40	23	22	17	28	28	34	23
10:15	42	17	24	25	50	32	22	20	35	33	35	25
10:30	30	13	40	18	36	18	27	16	47	31	36	19
10:45	32	14	28	13	30	14	34	7	45	14	34	12
11:00	27	11	27	17	50	19	36	11	49	19	38	15
11:15	51	11	31	10	46	16	38	10	38	14	41	12
11:30	30	7	38	9	39	14	49	9	38	16	39	11
11:45	35	8	36	6	48	12	43	9	55	8	43	9
<b>Totals</b>	<b>755</b>	<b>2660</b>	<b>715</b>	<b>2968</b>	<b>799</b>	<b>2958</b>	<b>719</b>	<b>2807</b>	<b>824</b>	<b>3203</b>	<b>762</b>	<b>2919</b>
<b>Day Total</b>	<b>3415</b>	<b>3683</b>	<b>3757</b>	<b>3526</b>	<b>4027</b>	<b>3682</b>						
<b>AM Pct</b>	<b>22.1%</b>	<b>19.4%</b>	<b>21.3%</b>	<b>20.4%</b>	<b>20.5%</b>	<b>20.7%</b>						
Peak Hour	9:00	18:30	9:00	18:15	9:00	18:30	9:00	18:30	8:45	17:30	9:00	18:30
Peak Volume	712	342	778	436	773	493	746	397	752	389	749	400
P.H.F	0.9368	0.9396	0.8493	0.9561	0.9159	0.9337	0.9279	0.8941	0.9495	0.8037	0.9512	0.9496

**AECOM**

<b>7:00-8:00 AM</b>	82	101	100	98	95	95
<b>7:15-8:15 AM</b>	119	122	131	125	118	123
<b>7:30-8:30 AM</b>	146	131	141	137	128	137
<b>7:45-8:45 AM</b>	159	129	144	137	148	143
<b>8:00-9:00 AM</b>	164	129	151	124	143	142
<b>4:00-5:00 PM</b>	377	432	389	347	419	393
<b>4:15-5:15 PM</b>	407	484	440	388	451	434
<b>4:30-5:30 PM</b>	405	489	457	399	471	444
<b>4:45-5:45 PM</b>	398	482	444	392	469	437
<b>5:00-6:00 PM</b>	395	462	454	412	465	438

Client: |#REF!  
 File Number:  
 Route: |Raimundo Way  
 Location: |Between Stanford Ave & Pine Hill Rd

Site Ref: | 14  
 Direction: | WB

Count Date	5/8/2023		5/9/2023		5/10/2023		5/11/2023		5/12/2023		Average	
	AM	PM	AM	PM	AM	PM	AM	PM	AM	PM	AM	PM
00:00	0	12	1	8	0	13	0	6	1	11	0	10
00:15	2	11	0	13	1	13	2	14	0	4	1	11
00:30	0	9	1	11	2	11	1	11	1	12	1	11
00:45	1	9	0	10	0	9	0	14	0	11	0	11
01:00	0	10	0	5	1	11	0	11	0	8	0	9
01:15	1	11	0	16	0	14	0	6	0	10	0	11
01:30	0	6	0	7	0	11	0	10	0	11	0	9
01:45	0	9	0	13	0	11	1	12	0	9	0	11
02:00	1	13	0	10	0	10	0	5	0	10	0	10
02:15	0	13	0	16	0	9	0	18	0	15	0	14
02:30	0	11	0	11	0	12	0	13	0	6	0	11
02:45	0	14	0	14	0	9	0	13	0	10	0	12
03:00	0	7	0	12	0	11	0	15	0	10	0	11
03:15	0	11	0	11	0	9	0	17	1	12	0	12
03:30	0	12	0	11	0	5	0	12	0	18	0	12
03:45	0	9	0	11	0	17	0	10	0	19	0	13
04:00	0	14	0	12	0	15	1	11	0	15	0	13
04:15	0	19	0	22	1	6	0	14	0	11	0	14
04:30	1	15	0	10	0	12	0	16	0	12	0	13
04:45	0	8	0	10	0	11	1	12	0	12	0	11
05:00	0	4	0	15	1	12	0	11	1	12	0	11
05:15	0	9	0	10	0	12	0	4	0	12	0	9
05:30	1	20	0	15	0	13	0	10	1	11	0	14
05:45	1	9	2	4	1	22	2	10	0	15	1	12
06:00	0	11	1	18	0	14	1	14	1	14	1	14
06:15	2	13	2	11	3	6	4	14	5	6	3	10
06:30	3	13	5	16	5	7	5	8	3	6	4	10
06:45	4	7	1	10	5	6	4	14	4	10	4	9
07:00	2	12	3	9	1	5	5	12	4	8	3	9
07:15	7	5	8	6	12	9	7	12	12	12	9	9
07:30	13	4	13	9	10	7	14	5	11	6	12	6
07:45	21	4	14	4	14	9	19	5	17	13	17	7
08:00	17	8	14	2	10	10	14	4	11	8	13	6
08:15	15	1	6	5	12	6	16	8	4	7	11	5
08:30	16	2	10	6	15	7	16	7	14	10	14	6
08:45	9	7	15	8	18	5	16	10	13	8	14	8
09:00	16	5	10	5	18	7	12	10	16	9	14	7
09:15	11	4	19	3	11	2	21	3	16	7	16	4
09:30	7	1	12	2	18	4	10	1	12	7	12	3
09:45	8	3	19	1	11	4	11	3	15	4	13	3
10:00	9	3	11	2	18	4	14	3	13	4	13	3
10:15	6	2	11	0	4	3	10	2	5	4	7	2
10:30	8	2	12	2	10	1	6	4	14	1	10	2
10:45	10	0	11	2	7	1	12	2	9	3	10	2
11:00	6	0	9	1	21	3	12	2	10	5	12	2
11:15	8	2	8	0	12	0	10	2	14	1	10	1
11:30	9	1	12	1	9	0	12	1	11	1	11	1
11:45	8	2	13	0	8	0	11	1	11	1	10	1
<b>Totals</b>	<b>223</b>	<b>377</b>	<b>243</b>	<b>400</b>	<b>259</b>	<b>398</b>	<b>270</b>	<b>422</b>	<b>250</b>	<b>431</b>	<b>249</b>	<b>406</b>
<b>Day Total</b>	<b>600</b>		<b>643</b>		<b>657</b>		<b>692</b>		<b>681</b>		<b>655</b>	
<b>AM Pct</b>	37.2%		37.8%		39.4%		39.0%		36.7%		38.0%	
<b>Peak Hour</b>	9:00	18:30	9:00	18:15	9:00	18:30	9:00	18:30	8:45	17:30	9:00	18:30
<b>Peak Volume</b>	712	342	778	436	773	493	746	397	752	389	749	400
<b>P.H.F</b>	0.9368	0.9396	0.8493	0.9561	0.9159	0.9337	0.9279	0.8941	0.9495	0.8037	0.9512	0.9496

**AECOM**

<b>7:00-8:00 AM</b>	43	38	37	45	44	41
<b>7:15-8:15 AM</b>	58	49	46	54	51	52
<b>7:30-8:30 AM</b>	66	47	46	63	43	53
<b>7:45-8:45 AM</b>	69	44	51	65	46	55
<b>8:00-9:00 AM</b>	57	45	55	62	42	52
<b>4:00-5:00 PM</b>	56	54	44	53	50	51
<b>4:15-5:15 PM</b>	46	57	41	53	47	49
<b>4:30-5:30 PM</b>	36	45	47	43	48	44
<b>4:45-5:45 PM</b>	41	50	48	37	47	45
<b>5:00-6:00 PM</b>	42	44	59	35	50	46

Client: |#REF!  
 File Number:  
 Route: |Raimundo Way  
 Location: |Between Stanford Ave & Pine Hill Rd

Site Ref: | 14  
 Direction: | EB

Count Time	5/8/2023		5/9/2023		5/10/2023		5/11/2023		5/12/2023		Average	
	AM	PM	AM	PM	AM	PM	AM	PM	AM	PM	AM	PM
00:00	1	11	0	10	0	16	0	13	1	12	0	12
00:15	1	15	0	8	1	12	0	11	1	10	1	11
00:30	0	11	0	15	1	13	1	15	1	16	1	14
00:45	0	7	1	12	0	5	0	18	0	12	0	11
01:00	0	13	0	20	0	23	1	10	0	12	0	16
01:15	0	14	0	10	1	12	0	9	0	15	0	12
01:30	0	16	0	13	0	13	0	13	0	13	0	14
01:45	0	11	0	4	0	16	0	18	0	14	0	13
02:00	0	23	0	19	0	16	1	16	1	19	0	19
02:15	0	16	1	20	1	16	1	19	0	19	1	18
02:30	1	8	1	12	1	13	2	15	2	13	1	12
02:45	0	7	0	11	0	9	0	16	0	17	0	12
03:00	0	12	0	11	0	12	0	15	0	17	0	13
03:15	0	17	0	15	1	21	0	8	0	24	0	17
03:30	0	19	0	12	0	16	1	8	1	27	0	16
03:45	0	15	0	11	3	15	0	16	0	17	1	15
04:00	0	20	0	20	0	18	0	23	0	19	0	20
04:15	1	18	0	20	0	17	0	20	0	17	0	18
04:30	1	12	0	11	0	18	2	15	0	12	1	14
04:45	0	19	0	13	0	28	1	22	0	20	0	20
05:00	1	15	1	18	0	18	1	18	3	18	1	17
05:15	0	12	0	15	2	20	1	26	0	22	1	19
05:30	0	12	0	18	1	12	0	22	0	10	0	15
05:45	0	7	0	14	0	13	0	13	0	20	0	13
06:00	0	14	1	10	1	15	1	12	0	12	1	13
06:15	1	8	1	16	1	11	1	19	1	16	1	14
06:30	1	13	0	12	1	12	2	13	1	12	1	12
06:45	4	11	1	11	3	7	1	17	0	15	2	12
07:00	5	8	4	10	4	12	8	13	2	9	4	10
07:15	7	10	6	8	5	5	9	8	7	7	7	8
07:30	14	7	9	8	12	5	9	8	9	3	11	6
07:45	30	6	23	7	30	7	27	5	23	7	27	6
08:00	12	5	13	3	14	9	8	6	15	6	12	6
08:15	9	1	18	7	12	6	10	3	11	7	12	5
08:30	12	2	6	9	12	3	11	7	16	9	11	6
08:45	19	4	11	11	20	7	21	4	17	5	18	6
09:00	12	6	6	5	16	2	18	8	14	5	13	5
09:15	6	3	12	0	12	3	10	0	10	12	10	4
09:30	8	7	17	5	12	3	10	2	9	4	11	4
09:45	8	4	12	1	15	7	5	0	9	3	10	3
10:00	8	2	10	3	12	1	8	1	11	3	10	2
10:15	16	0	11	3	7	1	11	4	7	4	10	2
10:30	10	0	19	2	15	3	14	1	9	5	13	2
10:45	8	0	7	0	17	1	13	2	11	2	11	1
11:00	14	0	12	1	11	1	10	2	12	2	12	1
11:15	7	2	11	0	11	1	11	2	10	0	10	1
11:30	7	1	8	0	12	2	11	1	20	1	12	1
11:45	13	1	21	0	18	0	18	0	17	2	17	1
<b>Totals</b>	<b>237</b>	<b>445</b>	<b>243</b>	<b>464</b>	<b>285</b>	<b>496</b>	<b>259</b>	<b>517</b>	<b>251</b>	<b>546</b>	<b>255</b>	<b>494</b>
<b>Day Total</b>	<b>682</b>	<b>707</b>	<b>781</b>	<b>776</b>	<b>797</b>	<b>749</b>						
<b>AM Pct</b>	<b>34.8%</b>	<b>34.4%</b>	<b>36.5%</b>	<b>33.4%</b>	<b>31.5%</b>	<b>34.1%</b>						
<b>Peak Hour</b>	9:00	18:30	9:00	18:15	9:00	18:30	9:00	18:30	8:45	17:30	9:00	18:30
<b>Peak Volume</b>	712	342	778	436	773	493	746	397	752	389	749	400
<b>P.H.F</b>	0.9368	0.9396	0.8493	0.9561	0.9159	0.9337	0.9279	0.8941	0.9495	0.8037	0.9512	0.9496

**AECOM**

<b>7:00-8:00 AM</b>	56	42	51	53	41	49
<b>7:15-8:15 AM</b>	63	51	61	53	54	56
<b>7:30-8:30 AM</b>	65	63	68	54	58	62
<b>7:45-8:45 AM</b>	63	60	68	56	65	62
<b>8:00-9:00 AM</b>	52	48	58	50	59	53
<b>4:00-5:00 PM</b>	69	64	81	80	68	72
<b>4:15-5:15 PM</b>	64	62	81	75	67	70
<b>4:30-5:30 PM</b>	58	57	84	81	72	70
<b>4:45-5:45 PM</b>	58	64	78	88	70	72
<b>5:00-6:00 PM</b>	46	65	63	79	70	65

Client: |#REF!  
 File Number:  
 Route: Santa Maria Ave  
 Location: Between Junipero Serra Blvd & Gerona Rd

Site Ref: 15  
 Direction: NB

Count Time	5/8/2023		5/9/2023		5/10/2023		5/11/2023		5/12/2023		Average	
	AM	PM	AM	PM	AM	PM	AM	PM	AM	PM	AM	PM
00:00	0	1	0	3	1	4	1	4	0	4	0	3
00:15	0	1	1	0	0	3	0	1	0	2	0	1
00:30	0	2	0	2	1	1	0	2	1	2	0	2
00:45	0	0	0	0	0	4	0	3	2	1	0	2
01:00	0	2	0	1	0	2	0	6	0	10	0	4
01:15	0	1	0	3	0	3	0	3	0	7	0	3
01:30	0	3	0	3	0	3	0	4	0	6	0	4
01:45	0	2	0	1	0	0	0	0	0	2	0	1
02:00	0	3	0	2	0	7	0	3	0	1	0	3
02:15	0	2	0	2	0	4	0	2	0	2	0	2
02:30	0	1	0	1	0	2	0	0	0	0	0	1
02:45	0	1	0	2	0	3	0	3	0	0	0	2
03:00	0	0	0	2	0	1	0	2	0	1	0	1
03:15	0	1	0	0	0	2	0	3	0	0	0	1
03:30	0	3	0	2	0	2	0	3	0	2	0	2
03:45	0	4	0	5	0	3	0	5	0	2	0	4
04:00	0	2	0	2	0	3	0	2	0	1	0	2
04:15	0	1	0	1	0	1	1	1	0	2	0	1
04:30	0	1	0	3	0	5	0	2	0	0	0	2
04:45	2	2	1	3	0	4	1	1	0	4	1	3
05:00	0	2	0	2	0	4	0	0	0	3	0	2
05:15	0	2	0	2	1	3	0	4	0	3	0	3
05:30	0	2	0	1	1	3	1	2	0	4	0	2
05:45	0	0	0	5	2	1	2	2	0	2	1	2
06:00	0	1	1	7	1	0	2	1	0	2	1	2
06:15	1	1	1	2	0	0	4	1	1	2	1	1
06:30	0	2	1	1	1	1	3	3	3	0	2	1
06:45	4	2	3	0	3	0	6	3	2	2	4	1
07:00	3	2	2	0	5	2	6	2	5	0	4	1
07:15	5	5	5	3	6	1	7	1	12	2	7	2
07:30	7	0	3	0	8	1	2	0	1	0	4	0
07:45	4	0	5	0	4	0	5	0	3	2	4	0
08:00	10	0	5	1	5	6	3	0	1	1	5	2
08:15	1	1	5	0	1	3	3	2	5	0	3	1
08:30	2	0	1	0	3	0	3	1	3	1	2	0
08:45	9	1	1	0	2	1	3	2	1	1	3	1
09:00	2	2	6	0	4	1	5	0	0	0	3	1
09:15	3	1	1	1	1	4	2	0	0	0	1	1
09:30	2	0	4	0	2	0	2	1	5	0	3	0
09:45	2	1	6	0	3	1	1	1	2	2	3	1
10:00	5	1	2	2	5	0	1	0	6	1	4	1
10:15	0	3	3	0	9	1	3	3	2	0	3	1
10:30	0	1	4	0	7	0	1	0	3	1	3	0
10:45	2	0	5	1	3	3	5	2	0	4	3	2
11:00	2	0	1	0	3	0	1	0	1	1	2	0
11:15	2	0	4	0	3	1	2	0	2	0	3	0
11:30	2	0	0	1	2	0	3	0	6	0	3	0
11:45	3	1	4	2	0	0	2	0	4	1	3	1
<b>Totals</b>	<b>73</b>	<b>64</b>	<b>75</b>	<b>69</b>	<b>89</b>	<b>94</b>	<b>81</b>	<b>81</b>	<b>71</b>	<b>84</b>	<b>78</b>	<b>78</b>
<b>Day Total</b>	<b>137</b>		<b>144</b>		<b>183</b>		<b>162</b>		<b>155</b>		<b>156</b>	
<b>AM Pct</b>	53.3%		52.1%		48.6%		50.0%		45.8%		49.8%	
<b>Peak Hour</b>	9:00	18:30	9:00	18:15	9:00	18:30	9:00	18:30	8:45	17:30	9:00	18:30
<b>Peak Volume</b>	712	342	778	436	773	493	746	397	752	389	749	400
<b>P.H.F</b>	0.9368	0.9396	0.8493	0.9561	0.9159	0.9337	0.9279	0.8941	0.9495	0.8037	0.9512	0.9496

**AECOM**

<b>7:00-8:00 AM</b>	19	15	23	20	21	20
<b>7:15-8:15 AM</b>	26	18	23	17	17	20
<b>7:30-8:30 AM</b>	22	18	18	13	10	16
<b>7:45-8:45 AM</b>	17	16	13	14	12	14
<b>8:00-9:00 AM</b>	22	12	11	12	10	13
<b>4:00-5:00 PM</b>	6	9	13	6	7	8
<b>4:15-5:15 PM</b>	6	9	14	4	9	8
<b>4:30-5:30 PM</b>	7	10	16	7	10	10
<b>4:45-5:45 PM</b>	8	8	14	7	14	10
<b>5:00-6:00 PM</b>	6	10	11	8	12	9

Client: |#REF!  
 File Number:  
 Route: Santa Maria Ave  
 Location: Between Junipero Serra Blvd & Gerona Rd

Site Ref: 15  
 Direction: SB

Count Time	5/8/2023		5/9/2023		5/10/2023		5/11/2023		5/12/2023		Average	
	AM	PM	AM	PM	AM	PM	AM	PM	AM	PM	AM	PM
00:00	0	1	0	2	0	4	0	1	0	5	0	3
00:15	0	0	0	2	0	1	0	5	0	4	0	2
00:30	0	1	0	3	0	3	0	1	1	2	0	2
00:45	0	5	0	2	0	6	0	2	2	3	0	4
01:00	0	0	0	1	0	1	0	5	0	1	0	2
01:15	0	3	0	3	0	0	0	3	0	3	0	2
01:30	0	2	0	3	0	4	0	2	0	2	0	3
01:45	0	2	0	2	0	3	0	1	0	2	0	2
02:00	0	3	0	3	0	2	0	2	0	4	0	3
02:15	0	6	0	3	0	3	0	0	0	5	0	3
02:30	0	1	0	1	0	2	0	5	0	1	0	2
02:45	0	1	0	0	0	2	0	5	0	4	0	2
03:00	0	1	0	4	0	3	0	0	0	5	0	3
03:15	0	7	0	4	0	4	1	3	0	6	0	5
03:30	0	3	0	2	0	5	0	1	0	5	0	3
03:45	0	1	0	3	0	2	0	3	0	1	0	2
04:00	0	3	0	1	0	1	0	3	0	3	0	2
04:15	0	1	0	4	0	0	0	3	0	2	0	2
04:30	0	4	0	5	0	3	0	3	0	6	0	4
04:45	0	2	1	2	0	3	0	2	1	6	0	3
05:00	0	1	0	2	0	4	1	1	0	2	0	2
05:15	0	1	3	1	1	1	0	0	0	4	1	1
05:30	0	1	0	1	1	3	0	2	0	2	0	2
05:45	0	2	0	4	1	4	0	3	0	2	0	3
06:00	1	0	0	0	0	3	0	3	0	1	0	1
06:15	0	1	0	2	0	2	1	3	2	3	1	2
06:30	0	2	2	0	1	1	2	1	2	1	1	1
06:45	0	1	0	1	0	3	0	1	0	0	0	1
07:00	1	0	2	0	2	2	4	1	2	0	2	1
07:15	0	2	1	0	1	0	0	4	0	0	0	1
07:30	1	0	1	1	2	0	3	0	1	2	2	1
07:45	0	1	4	0	1	1	1	1	0	0	1	1
08:00	2	1	0	0	0	1	1	0	1	1	1	1
08:15	1	0	0	0	0	0	2	2	1	0	1	0
08:30	4	1	1	2	2	0	1	3	3	0	2	1
08:45	3	1	2	3	1	1	1	0	6	1	3	1
09:00	0	0	2	0	5	0	3	1	1	1	2	0
09:15	1	0	2	2	5	1	2	0	0	1	2	1
09:30	0	0	4	0	0	0	1	0	1	0	1	0
09:45	1	2	0	0	0	0	5	1	1	0	1	1
10:00	4	1	8	0	4	1	3	0	2	0	4	0
10:15	1	1	3	0	3	0	0	1	0	1	1	1
10:30	4	1	3	0	2	0	4	1	3	0	3	0
10:45	4	0	5	0	4	0	2	1	2	0	3	0
11:00	0	0	4	0	2	1	1	0	1	0	2	0
11:15	4	0	3	0	1	0	5	0	4	0	3	0
11:30	1	1	2	0	3	0	4	0	5	0	3	0
11:45	0	0	6	0	0	0	2	0	0	0	2	0
<b>Totals</b>	<b>33</b>	<b>68</b>	<b>59</b>	<b>69</b>	<b>42</b>	<b>81</b>	<b>50</b>	<b>80</b>	<b>42</b>	<b>92</b>	<b>45</b>	<b>78</b>
<b>Day Total</b>	<b>101</b>		<b>128</b>		<b>123</b>		<b>130</b>		<b>134</b>		<b>123</b>	
<b>AM Pct</b>	<b>32.7%</b>		<b>46.1%</b>		<b>34.1%</b>		<b>38.5%</b>		<b>31.3%</b>		<b>36.7%</b>	
Peak Hour	9:00	18:30	9:00	18:15	9:00	18:30	9:00	18:30	8:45	17:30	9:00	18:30
Peak Volume	712	342	778	436	773	493	746	397	752	389	749	400
P.H.F	0.9368	0.9396	0.8493	0.9561	0.9159	0.9337	0.9279	0.8941	0.9495	0.8037	0.9512	0.9496

**AECOM**

<b>7:00-8:00 AM</b>	2	8	6	8	3	5
<b>7:15-8:15 AM</b>	3	6	4	5	2	4
<b>7:30-8:30 AM</b>	4	5	3	7	3	4
<b>7:45-8:45 AM</b>	7	5	3	5	5	5
<b>8:00-9:00 AM</b>	10	3	3	5	11	6
<b>4:00-5:00 PM</b>	10	12	7	11	17	11
<b>4:15-5:15 PM</b>	8	13	10	9	16	11
<b>4:30-5:30 PM</b>	8	10	11	6	18	11
<b>4:45-5:45 PM</b>	5	6	11	5	14	8
<b>5:00-6:00 PM</b>	5	8	12	6	10	8

Client: |#REF!  
 File Number:  
 Route: |16 - Campus Drive  
 Location: |Between Junipero Serra Blvd & Gerona Rd

Site Ref: |16  
 Direction: |EB

Count Date	5/8/2023		5/9/2023		5/10/2023		5/11/2023		5/12/2023		Average	
	AM	PM	AM	PM	AM	PM	AM	PM	AM	PM	AM	PM
00:00	1	33	6	40	4	36	6	32	10	41	5	36
00:15	6	28	2	44	3	43	3	40	12	45	5	40
00:30	5	30	2	34	5	38	2	29	8	49	4	36
00:45	6	23	5	34	6	48	4	17	7	52	6	35
01:00	2	55	3	29	3	35	4	42	3	34	3	39
01:15	4	38	2	28	4	39	0	22	3	44	3	34
01:30	2	38	1	27	0	53	1	35	11	46	3	40
01:45	1	20	1	27	1	37	0	33	2	34	1	30
02:00	0	31	1	32	0	39	3	30	2	48	1	36
02:15	1	38	2	21	0	36	0	41	4	52	1	38
02:30	0	25	0	34	0	37	2	35	0	41	0	34
02:45	0	33	0	36	3	31	2	23	2	44	1	33
03:00	1	43	3	31	0	37	0	25	0	42	1	36
03:15	0	35	0	33	3	36	0	44	0	44	1	38
03:30	0	33	0	26	1	63	0	41	2	41	1	41
03:45	1	46	0	38	1	43	1	39	1	59	1	45
04:00	1	32	0	59	1	42	1	38	1	47	1	44
04:15	2	47	0	42	4	36	1	60	1	42	2	45
04:30	1	33	3	44	1	36	2	40	3	45	2	40
04:45	1	32	3	43	5	64	2	52	3	47	3	48
05:00	4	41	2	33	4	51	7	60	4	55	4	48
05:15	4	50	3	54	5	48	8	65	7	62	5	56
05:30	15	41	17	45	19	56	16	53	14	55	16	50
05:45	16	45	15	68	14	54	13	66	22	67	16	60
06:00	18	49	18	39	13	39	15	43	13	67	15	47
06:15	18	36	19	36	17	59	21	44	10	61	17	47
06:30	15	36	24	45	26	39	29	57	31	43	25	44
06:45	34	44	25	46	28	32	33	37	20	46	28	41
07:00	17	35	29	37	24	34	22	43	22	27	23	35
07:15	34	42	41	41	31	25	34	40	43	33	37	36
07:30	52	38	40	37	45	34	52	37	41	28	46	35
07:45	49	19	64	24	52	20	54	44	58	30	55	27
08:00	57	21	54	23	69	43	67	31	61	35	62	31
08:15	70	19	57	19	66	21	62	21	49	37	61	23
08:30	68	23	78	28	58	27	68	22	56	35	66	27
08:45	76	28	76	30	87	20	68	34	56	22	73	27
09:00	53	25	73	28	68	20	57	20	47	36	60	26
09:15	51	13	68	18	57	20	46	34	46	35	54	24
09:30	54	18	53	26	65	29	66	28	40	16	56	23
09:45	44	18	53	10	49	19	49	21	46	27	48	19
10:00	38	13	50	14	53	16	48	18	41	27	46	18
10:15	41	8	53	13	45	20	54	14	40	29	47	17
10:30	46	18	39	17	35	14	46	16	47	29	43	19
10:45	41	9	44	16	46	11	39	12	32	27	40	15
11:00	29	10	43	9	32	23	31	15	40	19	35	15
11:15	30	11	32	8	46	12	43	9	50	18	40	12
11:30	42	5	28	8	42	6	44	13	37	11	39	9
11:45	45	7	31	6	43	11	50	7	42	14	42	9
<b>Totals</b>	<b>1096</b>	<b>1415</b>	<b>1163</b>	<b>1480</b>	<b>1184</b>	<b>1632</b>	<b>1176</b>	<b>1622</b>	<b>1090</b>	<b>1888</b>	<b>1142</b>	<b>1607</b>
<b>Day Total</b>	<b>2511</b>		<b>2643</b>		<b>2816</b>		<b>2798</b>		<b>2978</b>		<b>2749</b>	
<b>AM Pct</b>	<b>43.6%</b>		<b>44.0%</b>		<b>42.0%</b>		<b>42.0%</b>		<b>36.6%</b>		<b>41.5%</b>	
<b>Peak Hour</b>	9:00	18:30	9:00	18:15	9:00	18:30	9:00	18:30	8:45	17:30	9:00	18:30
<b>Peak Volume</b>	712	342	778	436	773	493	746	397	752	389	749	400
<b>P.H.F</b>	0.9368	0.9396	0.8493	0.9561	0.9159	0.9337	0.9279	0.8941	0.9495	0.8037	0.9512	0.9496

**AECOM**

<b>7:00-8:00 AM</b>	152	174	152	162	164	161
<b>7:15-8:15 AM</b>	192	199	197	207	203	200
<b>7:30-8:30 AM</b>	228	215	232	235	209	224
<b>7:45-8:45 AM</b>	244	253	245	251	224	243
<b>8:00-9:00 AM</b>	271	265	280	265	222	261
<b>4:00-5:00 PM</b>	144	188	178	190	181	176
<b>4:15-5:15 PM</b>	153	162	187	212	189	181
<b>4:30-5:30 PM</b>	156	174	199	217	209	191
<b>4:45-5:45 PM</b>	164	175	219	230	219	201
<b>5:00-6:00 PM</b>	177	200	209	244	239	214

Client: |#REF!  
 File Number:  
 Route: |16 - Campus Drive  
 Location: |Between Junipero Serra Blvd & Gerona Rd

Site Ref: |16  
 Direction: |WB

Count Date	5/8/2023		5/9/2023		5/10/2023		5/11/2023		5/12/2023		Average	
	AM	PM	AM	PM	AM	PM	AM	PM	AM	PM	AM	PM
00:00	3	42	8	33	9	28	9	41	4	41	7	37
00:15	4	40	5	37	6	40	8	35	8	44	6	39
00:30	4	48	2	47	13	47	7	37	7	48	7	45
00:45	2	31	3	51	7	46	5	38	14	55	6	44
01:00	8	44	2	42	6	62	2	46	9	43	5	47
01:15	2	36	1	39	1	61	3	52	5	59	2	49
01:30	5	41	1	43	2	67	1	50	6	50	3	50
01:45	0	28	1	44	1	40	0	32	3	49	1	39
02:00	0	60	0	54	1	41	1	55	1	54	1	53
02:15	3	63	3	45	3	58	3	56	4	65	3	57
02:30	0	53	1	74	2	71	4	80	4	68	2	69
02:45	0	52	1	60	1	45	1	56	1	79	1	58
03:00	0	65	0	48	1	62	1	74	2	69	1	64
03:15	1	48	0	66	0	76	0	68	1	66	0	65
03:30	0	62	0	75	1	71	1	56	2	81	1	69
03:45	2	47	1	66	0	92	0	54	1	78	1	67
04:00	2	58	0	57	2	72	1	62	1	64	1	63
04:15	0	69	0	80	1	72	1	65	0	83	0	74
04:30	1	84	1	91	1	94	0	99	3	88	1	91
04:45	1	89	1	101	2	97	3	64	2	93	2	89
05:00	1	83	0	85	1	88	1	88	4	96	1	88
05:15	0	65	2	82	1	92	2	95	2	89	1	85
05:30	3	74	1	84	4	86	2	92	4	91	3	85
05:45	2	87	0	57	6	68	6	78	4	60	4	70
06:00	8	87	6	68	5	77	2	83	6	75	5	78
06:15	9	76	9	79	11	94	8	105	12	80	10	87
06:30	7	61	7	88	12	75	11	86	8	78	9	78
06:45	7	62	8	58	8	86	7	88	22	73	10	73
07:00	15	47	13	68	6	68	7	73	7	53	10	62
07:15	17	56	11	57	15	62	15	66	14	55	14	59
07:30	29	41	21	43	28	73	24	70	26	50	26	55
07:45	17	24	25	38	23	67	38	49	21	45	25	45
08:00	25	32	23	57	30	44	30	48	36	51	29	46
08:15	25	29	39	36	23	66	32	45	33	57	30	47
08:30	28	25	41	35	30	32	30	46	36	41	33	36
08:45	26	35	31	31	39	49	35	30	29	39	32	37
09:00	40	35	32	31	36	48	37	39	34	34	36	37
09:15	32	38	26	29	30	28	30	44	38	41	31	36
09:30	32	67	20	37	45	37	28	33	37	28	32	40
09:45	40	33	42	25	46	24	25	25	38	31	38	28
10:00	21	23	19	20	38	23	24	30	35	30	27	25
10:15	27	14	33	24	40	24	24	17	39	23	33	20
10:30	33	16	34	14	31	19	49	19	30	24	35	18
10:45	32	11	30	13	33	23	34	16	47	19	35	16
11:00	33	8	31	15	31	13	26	8	34	30	31	15
11:15	31	11	18	14	43	11	24	15	37	20	31	14
11:30	32	4	30	12	30	10	22	8	57	17	34	10
11:45	44	8	29	8	40	14	46	10	48	10	41	10
<b>Totals</b>	<b>654</b>	<b>2212</b>	<b>612</b>	<b>2361</b>	<b>745</b>	<b>2643</b>	<b>670</b>	<b>2526</b>	<b>816</b>	<b>2617</b>	<b>699</b>	<b>2472</b>
<b>Day Total</b>	<b>2866</b>		<b>2973</b>		<b>3388</b>		<b>3196</b>		<b>3433</b>		<b>3171</b>	
<b>AM Pct</b>	<b>22.8%</b>		<b>20.6%</b>		<b>22.0%</b>		<b>21.0%</b>		<b>23.8%</b>		<b>22.1%</b>	
<b>Peak Hour</b>	9:00	18:30	9:00	18:15	9:00	18:30	9:00	18:30	8:45	17:30	9:00	18:30
<b>Peak Volume</b>	712	342	778	436	773	493	746	397	752	389	749	400
<b>P.H.F</b>	0.9368	0.9396	0.8493	0.9561	0.9159	0.9337	0.9279	0.8941	0.9495	0.8037	0.9512	0.9496

**AECOM**

<b>7:00-8:00 AM</b>	78	70	72	84	68	74
<b>7:15-8:15 AM</b>	88	80	96	107	97	94
<b>7:30-8:30 AM</b>	96	108	104	124	116	110
<b>7:45-8:45 AM</b>	95	128	106	130	126	117
<b>8:00-9:00 AM</b>	104	134	122	127	134	124
<b>4:00-5:00 PM</b>	300	329	335	290	328	316
<b>4:15-5:15 PM</b>	325	357	351	316	360	342
<b>4:30-5:30 PM</b>	321	359	371	346	366	353
<b>4:45-5:45 PM</b>	311	352	363	339	369	347
<b>5:00-6:00 PM</b>	309	308	334	353	336	328

Client: AECOM  
 File Number:  
 Route: 1 - Campus Drive  
 Location: Between Junipero Serra Blvd & Golf Club Driveway

Site Ref: 01  
 Direction: NB

Count Date	5/15/2023		5/16/2023		5/17/2023		5/18/2023		5/19/2023		Average	
	AM	PM	AM	PM	AM	PM	AM	PM	AM	PM	AM	PM
00:00	4	78	3	76	5	64	6	73	9	85	5	75
00:15	5	69	4	66	3	94	2	87	5	83	4	80
00:30	2	71	0	64	2	96	5	78	4	94	3	81
00:45	5	63	3	79	6	92	5	77	4	70	5	76
01:00	1	71	1	71	1	88	3	61	9	64	3	71
01:15	6	79	1	71	3	119	3	82	2	71	3	84
01:30	4	62	3	77	4	73	2	91	5	81	4	77
01:45	2	68	2	88	5	85	4	69	5	89	4	80
02:00	1	60	2	61	4	91	5	84	6	90	4	77
02:15	2	86	3	71	5	99	2	88	7	81	4	85
02:30	4	75	1	87	1	97	4	83	2	88	2	86
02:45	1	98	2	68	2	78	3	94	1	99	2	87
03:00	1	67	1	62	2	68	3	76	1	74	2	69
03:15	4	86	1	70	0	135	1	86	2	84	2	92
03:30	4	58	2	69	4	107	6	63	6	69	4	73
03:45	5	94	8	90	9	108	3	72	6	101	6	93
04:00	7	77	3	63	3	75	8	81	5	74	5	74
04:15	5	71	9	91	9	82	10	85	8	98	8	85
04:30	17	69	14	78	13	61	10	102	15	82	14	78
04:45	13	69	17	65	20	79	25	118	22	75	19	81
05:00	17	62	23	93	21	76	18	79	17	96	19	81
05:15	31	51	24	84	27	86	27	68	30	78	28	73
05:30	49	65	57	66	55	69	56	70	54	74	54	69
05:45	99	77	86	85	98	99	87	87	75	94	89	88
06:00	48	67	67	100	67	88	65	92	63	90	62	87
06:15	85	78	92	87	89	93	97	103	76	94	88	91
06:30	76	68	92	93	111	90	110	94	93	78	96	85
06:45	85	69	129	58	118	71	91	69	92	43	103	62
07:00	84	51	69	45	115	63	93	50	74	57	87	53
07:15	99	50	116	50	129	46	111	55	93	48	110	50
07:30	117	43	108	50	127	44	132	44	89	49	115	46
07:45	158	26	127	35	152	36	167	32	128	37	146	33
08:00	178	33	169	33	192	32	188	38	156	53	177	38
08:15	166	32	162	41	210	23	188	40	172	32	180	34
08:30	184	29	181	22	176	28	178	38	163	31	176	30
08:45	144	21	189	27	200	35	195	37	145	21	175	28
09:00	147	25	164	30	170	27	170	22	152	27	161	26
09:15	142	24	153	20	156	26	144	15	125	25	144	22
09:30	130	15	130	14	143	17	125	12	92	23	124	16
09:45	127	19	134	19	168	9	150	16	126	26	141	18
10:00	105	17	117	18	127	20	130	18	120	22	120	19
10:15	94	17	127	12	117	20	126	15	93	20	111	17
10:30	64	9	94	16	128	14	90	14	102	21	96	15
10:45	79	4	88	15	134	15	94	10	83	18	96	12
11:00	80	13	73	9	105	12	94	7	93	6	89	9
11:15	76	8	82	7	76	9	95	5	70	8	80	7
11:30	69	11	70	6	100	10	72	9	91	8	80	9
11:45	87	9	64	9	108	7	102	7	88	11	90	9
<b>Totals</b>	<b>2913</b>	<b>2464</b>	<b>3067</b>	<b>2611</b>	<b>3520</b>	<b>2956</b>	<b>3305</b>	<b>2796</b>	<b>2879</b>	<b>2842</b>	<b>3137</b>	<b>2734</b>
<b>Day Total</b>	<b>5377</b>		<b>5678</b>		<b>6476</b>		<b>6101</b>		<b>5721</b>		<b>5871</b>	
<b>AM Pct</b>	<b>54.2%</b>		<b>54.0%</b>		<b>54.4%</b>		<b>54.2%</b>		<b>50.3%</b>		<b>53.4%</b>	
Peak Hour	9:00	18:30	9:00	18:15	9:00	18:30	9:00	18:30	8:45	17:30	9:00	18:30
Peak Volume	712	342	778	436	773	493	746	397	752	389	749	400
P.H.F	0.9368	0.9396	0.8493	0.9561	0.9159	0.9337	0.9279	0.8941	0.9495	0.8037	0.9512	0.9496

**AECOM**

<b>7:00-8:00 AM</b>	458	420	523	503	384	458
<b>7:15-8:15 AM</b>	552	520	600	598	466	547
<b>7:30-8:30 AM</b>	619	566	681	675	545	617
<b>7:45-8:45 AM</b>	686	639	730	721	619	679
<b>8:00-9:00 AM</b>	672	701	778	749	636	707

<b>4:00-5:00 PM</b>	286	297	297	386	329	319
<b>4:15-5:15 PM</b>	271	327	298	384	351	326
<b>4:30-5:30 PM</b>	251	320	302	367	331	314
<b>4:45-5:45 PM</b>	247	308	310	335	323	305
<b>5:00-6:00 PM</b>	255	328	330	304	342	312



Client: AECOM  
 File Number:  
 Route: 1 - Campus Drive  
 Location: Between Junipero Serra Blvd & Golf Club Driveway

Site Ref: 01  
 Direction: SB

Count Date	5/15/2023		5/16/2023		5/17/2023		5/18/2023		5/19/2023		Average	
Count Time	AM	PM	AM	PM	AM	PM	AM	PM	AM	PM	AM	PM
00:00	8	71	5	89	8	65	8	68	14	67	9	72
00:15	8	79	7	53	6	63	8	81	7	62	7	68
00:30	4	73	8	51	5	78	9	77	7	85	7	73
00:45	3	61	5	78	4	77	6	58	2	70	4	69
01:00	3	68	4	72	3	93	5	79	4	85	4	79
01:15	4	75	5	69	3	105	3	100	2	109	3	92
01:30	3	95	5	79	3	97	3	97	2	108	3	95
01:45	5	110	1	115	4	103	3	113	3	120	3	112
02:00	3	122	3	129	7	135	2	107	2	130	3	125
02:15	2	135	5	127	5	140	8	148	4	141	5	138
02:30	6	144	17	150	12	145	14	143	12	156	12	148
02:45	1	124	0	127	2	144	3	138	0	126	1	132
03:00	2	139	0	149	0	147	2	154	3	155	1	149
03:15	1	131	1	154	2	129	0	130	1	147	1	138
03:30	6	132	3	147	1	156	3	173	0	169	3	155
03:45	1	119	1	152	2	153	1	155	0	143	1	144
04:00	2	177	5	198	3	184	3	156	4	166	3	176
04:15	2	167	3	169	2	167	2	174	2	160	2	167
04:30	5	174	4	192	3	183	3	175	2	151	3	175
04:45	1	179	4	200	2	194	1	161	2	167	2	180
05:00	0	204	4	194	2	215	1	197	1	162	2	194
05:15	4	197	1	190	3	223	1	209	2	214	2	207
05:30	6	181	10	205	4	217	7	177	7	166	7	189
05:45	2	183	7	156	8	168	10	154	9	153	7	163
06:00	11	156	7	179	7	199	10	171	13	144	10	170
06:15	9	118	9	150	11	165	9	157	7	120	9	142
06:30	17	99	26	165	24	138	17	169	17	133	20	141
06:45	18	124	21	105	20	115	12	131	21	94	18	114
07:00	21	97	24	112	18	118	26	116	20	87	22	106
07:15	24	94	32	94	38	115	26	93	26	91	29	97
07:30	51	105	64	102	80	106	64	99	56	90	63	100
07:45	84	54	91	82	90	83	101	101	89	75	91	79
08:00	42	56	47	68	55	75	53	67	47	56	49	64
08:15	46	58	48	75	46	78	42	60	49	58	46	66
08:30	51	44	43	48	58	63	38	59	37	48	45	52
08:45	43	33	41	39	34	49	41	44	48	50	41	43
09:00	36	53	39	64	49	37	48	57	30	36	40	49
09:15	38	24	53	35	47	47	43	46	35	40	43	38
09:30	46	30	43	28	44	33	40	45	41	46	43	36
09:45	53	35	46	31	50	31	45	29	43	23	47	30
10:00	59	30	41	25	61	25	45	34	51	40	51	31
10:15	43	24	47	41	33	20	52	29	63	36	48	30
10:30	33	19	45	23	34	38	52	29	50	24	43	27
10:45	43	19	44	13	52	23	56	16	56	12	50	17
11:00	42	19	58	20	43	22	62	25	54	14	52	20
11:15	69	17	44	14	55	16	46	20	58	13	54	16
11:30	59	22	52	21	59	18	58	14	64	11	58	17
11:45	56	12	74	12	56	14	61	17	76	14	65	14
<b>Totals</b>	<b>1076</b>	<b>4482</b>	<b>1147</b>	<b>4791</b>	<b>1158</b>	<b>5009</b>	<b>1153</b>	<b>4852</b>	<b>1143</b>	<b>4567</b>	<b>1135</b>	<b>4740</b>
<b>Day Total</b>	<b>5558</b>		<b>5938</b>		<b>6167</b>		<b>6005</b>		<b>5710</b>		<b>5876</b>	
<b>AM Pct</b>	19.4%		19.3%		18.8%		19.2%		20.0%		19.3%	
Peak Hour	9:00	18:30	9:00	18:15	9:00	18:30	9:00	18:30	8:45	17:30	9:00	18:30
Peak Volume	712	342	778	436	773	493	746	397	752	389	749	400
P.H.F	0.9368	0.9396	0.8493	0.9561	0.9159	0.9337	0.9279	0.8941	0.9495	0.8037	0.9512	0.9496

**AECOM**

<b>7:00-8:00 AM</b>	180	211	226	217	191	205
<b>7:15-8:15 AM</b>	201	234	263	244	218	232
<b>7:30-8:30 AM</b>	223	250	271	260	241	249
<b>7:45-8:45 AM</b>	223	229	249	234	222	231
<b>8:00-9:00 AM</b>	182	179	193	174	181	182

<b>4:00-5:00 PM</b>	697	759	728	666	644	699
<b>4:15-5:15 PM</b>	724	755	759	707	640	717
<b>4:30-5:30 PM</b>	754	776	815	742	694	756
<b>4:45-5:45 PM</b>	761	789	849	744	709	770
<b>5:00-6:00 PM</b>	765	745	823	737	695	753

Client: AECOM  
 File Number:  
 Route: 2 - Stock Farm Rd  
 Location: Between Sand Hill Rd & Oak Rd

Site Ref: 02  
 Direction: EB

Count Date	5/15/2023		5/16/2023		5/17/2023		5/18/2023		5/19/2023		Average	
Count Time	AM	PM	AM	PM	AM	PM	AM	PM	AM	PM	AM	PM
00:00	8	46	2	42	5	55	2	52	6	54	5	50
00:15	3	47	3	43	3	48	2	48	2	38	3	45
00:30	2	32	1	35	4	59	3	54	4	58	3	48
00:45	3	44	1	47	4	57	3	50	5	56	3	51
01:00	1	55	2	36	4	49	3	53	3	42	3	47
01:15	2	50	2	49	2	55	7	45	1	52	3	50
01:30	1	33	5	38	3	34	2	42	3	46	3	39
01:45	1	43	1	62	1	43	1	53	5	57	2	52
02:00	2	40	2	32	0	51	1	45	2	46	1	43
02:15	0	60	0	51	1	47	0	48	2	46	1	50
02:30	1	56	1	41	2	50	2	40	1	57	1	49
02:45	0	55	1	57	2	37	0	63	0	46	1	52
03:00	0	43	2	38	2	37	1	48	1	50	1	43
03:15	4	38	6	46	3	54	5	42	4	49	4	46
03:30	4	37	3	40	5	43	5	58	2	39	4	43
03:45	2	51	2	48	2	49	4	52	3	45	3	49
04:00	1	37	6	48	3	45	1	84	2	46	3	52
04:15	5	38	5	53	6	45	4	106	6	59	5	60
04:30	10	35	8	55	13	44	8	88	14	42	11	53
04:45	9	35	13	37	9	55	9	90	12	62	10	56
05:00	12	33	17	30	15	41	13	62	9	53	13	44
05:15	40	42	35	45	32	37	29	59	23	58	32	48
05:30	39	46	45	53	39	49	41	69	33	53	39	54
05:45	70	54	82	39	80	53	71	68	71	48	75	52
06:00	106	54	107	50	118	66	91	69	99	47	104	57
06:15	150	52	156	57	156	67	164	46	152	68	156	58
06:30	129	44	128	57	112	53	140	58	129	47	128	52
06:45	103	44	114	44	95	44	126	40	99	31	107	41
07:00	99	27	101	27	102	26	94	30	100	32	99	28
07:15	121	21	121	27	119	29	121	23	96	26	116	25
07:30	141	18	130	16	130	18	139	23	133	13	135	18
07:45	154	22	162	23	157	24	151	17	144	26	154	22
08:00	131	14	113	20	136	20	135	22	123	23	128	20
08:15	132	14	141	15	127	15	122	19	120	15	128	16
08:30	120	12	152	16	152	16	139	18	115	19	136	16
08:45	132	11	170	12	145	9	164	18	117	10	146	12
09:00	109	10	137	19	145	10	145	10	103	11	128	12
09:15	141	6	111	13	117	11	133	20	110	6	122	11
09:30	111	10	108	13	105	22	98	3	105	15	105	13
09:45	113	7	117	11	85	11	100	8	84	9	100	9
10:00	82	6	92	7	76	10	92	8	79	12	84	9
10:15	92	6	100	10	85	12	81	18	88	13	89	12
10:30	51	9	69	10	52	6	63	9	53	10	58	9
10:45	58	7	50	7	70	9	65	6	58	8	60	7
11:00	65	4	52	5	52	2	53	2	52	4	55	3
11:15	39	4	45	4	57	6	51	4	63	9	51	5
11:30	58	8	57	3	49	4	60	6	54	9	56	6
11:45	67	1	58	3	47	3	54	3	70	2	59	2
<b>Totals</b>	<b>2724</b>	<b>1461</b>	<b>2836</b>	<b>1534</b>	<b>2729</b>	<b>1630</b>	<b>2798</b>	<b>1899</b>	<b>2560</b>	<b>1667</b>	<b>2729</b>	<b>1638</b>
<b>Day Total</b>	<b>4185</b>		<b>4370</b>		<b>4359</b>		<b>4697</b>		<b>4227</b>		<b>4368</b>	
<b>AM Pct</b>	<b>65.1%</b>		<b>64.9%</b>		<b>62.6%</b>		<b>59.6%</b>		<b>60.6%</b>		<b>62.5%</b>	
<b>Peak Hour</b>	9:00	18:30	9:00	18:15	9:00	18:30	9:00	18:30	8:45	17:30	9:00	18:30
<b>Peak Volume</b>	712	342	778	436	773	493	746	397	752	389	749	400
<b>P.H.F</b>	0.9368	0.9396	0.8493	0.9561	0.9159	0.9337	0.9279	0.8941	0.9495	0.8037	0.9512	0.9496

**AECOM**

<b>7:00-8:00 AM</b>	515	514	508	505	473	503
<b>7:15-8:15 AM</b>	547	526	542	546	496	531
<b>7:30-8:30 AM</b>	558	546	550	547	520	544
<b>7:45-8:45 AM</b>	537	568	572	547	502	545
<b>8:00-9:00 AM</b>	515	576	560	560	475	537

<b>4:00-5:00 PM</b>	145	193	189	368	209	221
<b>4:15-5:15 PM</b>	141	175	185	346	216	213
<b>4:30-5:30 PM</b>	145	167	177	299	215	201
<b>4:45-5:45 PM</b>	156	165	182	280	226	202
<b>5:00-6:00 PM</b>	175	167	180	258	212	198

Client: AECOM  
 File Number:  
 Route: 2 - Stock Farm Rd  
 Location: Between Sand Hill Rd & Oak Rd

Site Ref: 02  
 Direction: WB

Count Date	5/15/2023		5/16/2023		5/17/2023		5/18/2023		5/19/2023		Average	
	AM	PM	AM	PM	AM	PM	AM	PM	AM	PM	AM	PM
00:00	8	49	7	55	12	40	11	52	12	45	10	48
00:15	7	30	9	40	9	44	8	61	9	57	8	46
00:30	8	40	7	37	9	59	7	39	13	41	9	43
00:45	5	54	5	41	6	65	7	39	6	46	6	49
01:00	4	32	6	48	8	50	4	39	10	43	6	42
01:15	5	38	5	43	3	70	7	47	6	53	5	50
01:30	3	42	5	45	4	66	4	55	5	76	4	57
01:45	0	44	4	46	0	58	2	59	5	62	2	54
02:00	3	58	4	70	3	55	0	69	2	73	2	65
02:15	1	65	3	72	3	65	4	65	2	71	3	68
02:30	2	76	5	73	7	67	5	74	11	76	6	73
02:45	1	95	1	62	2	85	0	69	0	75	1	77
03:00	0	82	0	79	0	98	2	100	1	107	1	93
03:15	2	99	1	99	3	101	0	100	2	90	2	98
03:30	1	92	2	118	4	123	2	127	1	101	2	112
03:45	1	83	1	103	1	121	1	85	1	95	1	97
04:00	0	101	3	97	2	95	4	113	3	112	2	104
04:15	2	122	0	127	2	118	0	112	1	84	1	113
04:30	2	142	3	148	2	123	4	119	1	110	2	128
04:45	2	95	3	135	1	134	5	139	2	122	3	125
05:00	1	127	1	130	2	146	1	148	4	133	2	137
05:15	7	125	3	140	4	180	4	125	3	123	4	139
05:30	0	170	3	135	3	132	1	151	1	126	2	143
05:45	5	129	3	130	3	139	6	111	5	122	4	126
06:00	3	128	7	144	7	140	10	123	4	109	6	129
06:15	11	107	11	151	11	116	10	128	12	87	11	118
06:30	11	110	16	108	13	113	11	125	11	90	12	109
06:45	9	78	12	90	10	99	13	86	8	88	10	88
07:00	8	74	10	84	17	108	13	125	18	103	13	99
07:15	23	86	33	94	29	102	16	103	16	74	23	92
07:30	33	122	27	97	30	124	33	112	35	110	32	113
07:45	38	56	40	86	28	81	41	84	31	73	36	76
08:00	51	70	49	74	38	80	49	66	41	55	46	69
08:15	43	47	34	47	34	53	29	74	28	65	34	57
08:30	33	30	38	51	32	38	27	62	41	44	34	45
08:45	29	35	26	42	26	47	28	30	32	29	28	37
09:00	21	35	21	35	27	35	31	55	25	26	25	37
09:15	13	41	32	35	28	26	33	28	33	32	28	32
09:30	18	25	40	36	34	31	27	29	25	26	29	29
09:45	32	10	23	22	28	16	26	23	34	21	29	18
10:00	28	25	28	20	37	28	21	29	30	25	29	25
10:15	25	18	26	23	30	22	24	16	40	39	29	24
10:30	24	25	30	15	37	15	37	27	31	31	32	23
10:45	35	19	26	22	32	17	27	24	48	20	34	20
11:00	30	13	32	19	38	20	27	14	41	20	34	17
11:15	45	12	33	15	42	15	40	10	34	15	39	13
11:30	37	12	31	18	46	18	35	16	56	14	41	16
11:45	44	13	40	9	43	10	48	4	50	7	45	9
<b>Totals</b>	<b>714</b>	<b>3181</b>	<b>749</b>	<b>3410</b>	<b>790</b>	<b>3588</b>	<b>745</b>	<b>3491</b>	<b>830</b>	<b>3246</b>	<b>766</b>	<b>3383</b>
<b>Day Total</b>	<b>3895</b>		<b>4159</b>		<b>4378</b>		<b>4236</b>		<b>4076</b>		<b>4149</b>	
<b>AM Pct</b>	<b>18.3%</b>		<b>18.0%</b>		<b>18.0%</b>		<b>17.6%</b>		<b>20.4%</b>		<b>18.5%</b>	
<b>Peak Hour</b>	9:00	18:30	9:00	18:15	9:00	18:30	9:00	18:30	8:45	17:30	9:00	18:30
<b>Peak Volume</b>	712	342	778	436	773	493	746	397	752	389	749	400
<b>P.H.F</b>	0.9368	0.9396	0.8493	0.9561	0.9159	0.9337	0.9279	0.8941	0.9495	0.8037	0.9512	0.9496

**AECOM**

<b>7:00-8:00 AM</b>	102	110	104	103	100	104
<b>7:15-8:15 AM</b>	145	149	125	139	123	136
<b>7:30-8:30 AM</b>	165	150	130	152	135	146
<b>7:45-8:45 AM</b>	165	161	132	146	141	149
<b>8:00-9:00 AM</b>	156	147	130	133	142	142

<b>4:00-5:00 PM</b>	460	507	470	483	428	470
<b>4:15-5:15 PM</b>	486	540	521	518	449	503
<b>4:30-5:30 PM</b>	489	553	583	531	488	529
<b>4:45-5:45 PM</b>	517	540	592	563	504	543
<b>5:00-6:00 PM</b>	551	535	597	535	504	544

Client: AECOM  
 File Number:  
 Route: 3 - Welch Rd  
 Location: Between Oak Rd & S Pasteur Dr

Site Ref: 03  
 Direction: SB

Count Date	5/15/2023		5/16/2023		5/17/2023		5/18/2023		5/19/2023		Average	
Count Time	AM	PM	AM	PM	AM	PM	AM	PM	AM	PM	AM	PM
00:00	6	24	3	36	5	40	3	35	6	27	5	32
00:15	2	18	2	28	3	34	3	26	1	30	2	27
00:30	1	28	2	29	2	30	0	24	0	24	1	27
00:45	0	31	4	26	2	50	2	19	2	32	2	32
01:00	4	33	4	27	1	24	2	34	0	28	2	29
01:15	1	35	0	35	1	43	1	43	0	28	1	37
01:30	0	31	1	21	0	36	2	25	2	40	1	31
01:45	1	32	0	22	0	22	1	30	0	36	0	28
02:00	0	34	1	32	4	38	1	32	1	35	1	34
02:15	0	40	6	35	5	44	4	45	5	44	4	42
02:30	0	39	1	42	0	40	3	41	0	39	1	40
02:45	2	33	2	34	4	33	1	37	1	31	2	34
03:00	0	36	1	24	0	41	0	45	0	33	0	36
03:15	2	51	2	45	1	31	1	31	0	30	1	38
03:30	4	60	2	36	3	60	4	50	2	48	3	51
03:45	2	31	3	54	2	40	3	43	1	50	2	44
04:00	1	45	0	51	4	44	1	34	0	52	1	45
04:15	4	50	5	54	5	53	4	43	5	50	5	50
04:30	7	44	4	50	5	60	7	60	8	48	6	52
04:45	7	33	11	42	12	40	12	40	12	34	11	38
05:00	9	52	11	38	9	46	5	44	5	54	8	47
05:15	20	44	16	47	18	49	16	39	9	49	16	46
05:30	19	37	19	44	30	34	16	51	32	26	23	38
05:45	17	47	30	52	16	49	25	35	25	50	23	47
06:00	37	42	31	45	41	43	25	41	30	43	33	43
06:15	29	20	39	28	43	25	38	29	30	27	36	26
06:30	37	21	39	41	31	15	39	30	18	17	33	25
06:45	36	26	28	26	34	15	27	26	28	21	31	23
07:00	25	21	29	20	27	28	31	28	21	25	27	24
07:15	33	29	32	33	36	24	26	19	24	26	30	26
07:30	39	18	40	31	61	25	53	25	39	26	46	25
07:45	46	12	60	28	53	12	59	24	62	24	56	20
08:00	43	18	44	20	48	21	31	30	40	18	41	21
08:15	33	14	27	16	39	17	34	16	24	14	31	15
08:30	33	8	44	16	58	10	35	15	39	10	42	12
08:45	40	12	59	11	53	7	45	12	41	10	48	10
09:00	36	12	46	12	46	12	37	8	39	14	41	12
09:15	40	9	52	9	55	11	50	13	36	6	47	10
09:30	29	6	45	4	46	11	36	14	36	12	38	9
09:45	45	8	42	11	36	11	33	8	47	8	41	9
10:00	46	7	44	6	27	12	32	11	42	6	36	9
10:15	40	3	34	8	23	6	39	4	30	4	33	5
10:30	31	7	33	9	29	8	34	9	34	9	32	8
10:45	25	6	38	4	32	5	40	3	31	1	33	4
11:00	29	9	24	6	27	9	25	6	35	9	28	8
11:15	25	8	42	7	38	5	33	5	27	2	33	5
11:30	34	10	27	12	31	9	39	6	22	4	31	8
11:45	24	8	30	2	22	5	31	2	35	4	28	4
<b>Totals</b>	<b>944</b>	<b>1242</b>	<b>1059</b>	<b>1309</b>	<b>1068</b>	<b>1327</b>	<b>989</b>	<b>1290</b>	<b>917</b>	<b>1260</b>	<b>995</b>	<b>1286</b>
<b>Day Total</b>	<b>2186</b>	<b>2368</b>	<b>2395</b>	<b>2279</b>	<b>2177</b>	<b>2281</b>						
<b>AM Pct</b>	<b>43.2%</b>	<b>44.7%</b>	<b>44.6%</b>	<b>43.4%</b>	<b>42.1%</b>	<b>43.6%</b>						
Peak Hour	9:00	18:30	9:00	18:15	9:00	18:30	9:00	18:30	8:45	17:30	9:00	18:30
Peak Volume	712	342	778	436	773	493	746	397	752	389	749	400
P.H.F	0.9368	0.9396	0.8493	0.9561	0.9159	0.9337	0.9279	0.8941	0.9495	0.8037	0.9512	0.9496

**AECOM**

<b>7:00-8:00 AM</b>	143	161	177	169	146	159
<b>7:15-8:15 AM</b>	161	176	198	169	165	174
<b>7:30-8:30 AM</b>	161	171	201	177	165	175
<b>7:45-8:45 AM</b>	155	175	198	159	165	170
<b>8:00-9:00 AM</b>	149	174	198	145	144	162

<b>4:00-5:00 PM</b>	172	197	197	177	184	185
<b>4:15-5:15 PM</b>	179	184	199	187	186	187
<b>4:30-5:30 PM</b>	173	177	195	183	185	183
<b>4:45-5:45 PM</b>	166	171	169	174	163	169
<b>5:00-6:00 PM</b>	180	181	178	169	179	177

Client: AECOM  
 File Number:  
 Route: 3 - Welch Rd  
 Location: Between Oak Rd & S Pasteur Dr

Site Ref: 03  
 Direction: NB

Count Time	5/15/2023		5/16/2023		5/17/2023		5/18/2023		5/19/2023		Average	
	AM	PM	AM	PM	AM	PM	AM	PM	AM	PM	AM	PM
00:00	2	34	12	36	4	39	3	32	9	40	6	36
00:15	4	32	1	28	0	48	3	43	9	32	3	37
00:30	0	38	2	42	6	53	2	37	6	29	3	40
00:45	5	31	3	37	2	58	4	42	5	52	4	44
01:00	3	38	4	35	1	55	4	31	5	32	3	38
01:15	2	39	0	37	4	43	3	30	0	31	2	36
01:30	1	30	5	31	4	43	5	40	2	42	3	37
01:45	1	41	2	39	2	40	2	43	3	41	2	41
02:00	1	19	2	41	3	48	2	31	2	51	2	38
02:15	0	29	9	45	17	48	17	38	14	37	11	39
02:30	3	56	29	54	20	60	16	57	12	53	16	56
02:45	5	39	4	42	3	45	1	45	2	34	3	41
03:00	0	43	2	31	1	49	1	34	3	42	1	40
03:15	2	58	1	47	0	56	1	38	3	42	1	48
03:30	0	51	1	45	3	56	5	40	1	41	2	47
03:45	0	41	0	39	1	40	1	48	0	41	0	42
04:00	4	43	0	44	0	34	1	47	1	35	1	41
04:15	0	31	1	44	1	35	0	47	0	43	0	40
04:30	4	41	7	54	6	39	3	52	5	45	5	46
04:45	5	56	6	46	4	49	3	52	5	37	5	48
05:00	3	45	9	48	10	39	7	61	3	58	6	50
05:15	20	41	8	48	8	48	11	45	8	41	11	45
05:30	9	51	12	46	14	52	13	44	4	57	10	50
05:45	14	49	15	35	12	58	11	43	16	46	14	46
06:00	18	49	18	59	19	58	22	60	14	52	18	56
06:15	34	59	29	75	32	75	30	70	36	50	32	66
06:30	20	63	26	63	38	56	29	55	24	50	27	57
06:45	30	42	31	41	24	56	29	35	29	48	29	44
07:00	29	37	17	47	28	28	20	41	29	31	25	37
07:15	30	27	34	32	39	34	35	28	28	41	33	32
07:30	45	25	26	31	24	51	50	39	32	44	35	38
07:45	59	26	57	33	52	29	46	27	48	29	52	29
08:00	46	29	55	30	69	23	58	26	42	19	54	25
08:15	59	18	54	19	61	13	56	20	66	18	59	18
08:30	50	15	69	11	34	24	50	13	24	11	45	15
08:45	59	14	46	13	39	9	44	14	34	20	44	14
09:00	35	16	35	18	48	13	50	7	50	10	44	13
09:15	31	9	40	11	51	14	37	11	33	12	38	11
09:30	36	14	30	10	43	11	47	8	35	11	38	11
09:45	30	11	39	14	50	10	39	14	15	12	35	12
10:00	37	21	42	17	49	16	33	18	40	14	40	17
10:15	35	9	34	14	47	19	34	13	12	10	32	13
10:30	29	9	40	9	36	14	43	16	38	19	37	13
10:45	35	15	43	5	54	8	29	10	35	6	39	9
11:00	30	5	29	8	39	8	28	4	28	11	31	7
11:15	30	8	23	7	37	6	30	5	22	7	28	7
11:30	24	14	37	10	38	9	32	6	40	6	34	9
11:45	39	7	27	10	56	7	43	2	31	7	39	7
<b>Totals</b>	<b>958</b>	<b>1518</b>	<b>1016</b>	<b>1581</b>	<b>1133</b>	<b>1726</b>	<b>1033</b>	<b>1562</b>	<b>903</b>	<b>1540</b>	<b>1009</b>	<b>1585</b>
<b>Day Total</b>	<b>2476</b>		<b>2597</b>		<b>2859</b>		<b>2595</b>		<b>2443</b>		<b>2594</b>	

<b>AM Pct</b>	38.7%		39.1%		39.6%		39.8%		37.0%		38.9%	
<b>Peak Hour</b>	9:00	18:30	9:00	18:15	9:00	18:30	9:00	18:30	8:45	17:30	9:00	18:30
<b>Peak Volume</b>	712	342	778	436	773	493	746	397	752	389	749	400
<b>P.H.F</b>	0.9368	0.9396	0.8493	0.9561	0.9159	0.9337	0.9279	0.8941	0.9495	0.8037	0.9512	0.9496

<b>AECOM</b>												
<b>7:00-8:00 AM</b>	163		134		143		151		137		146	
<b>7:15-8:15 AM</b>	180		172		184		189		150		175	
<b>7:30-8:30 AM</b>	209		192		206		210		188		201	
<b>7:45-8:45 AM</b>	214		235		216		210		180		211	
<b>8:00-9:00 AM</b>	214		224		203		208		166		203	
<b>4:00-5:00 PM</b>		171		188		157		198		160		175
<b>4:15-5:15 PM</b>		173		192		162		212		183		184
<b>4:30-5:30 PM</b>		183		196		175		210		181		189
<b>4:45-5:45 PM</b>		193		188		188		202		193		193
<b>5:00-6:00 PM</b>		186		177		197		193		202		191

Client: #REF!  
 File Number:  
 Route: 4 - Quarry Rd  
 Location: Between Welch Rd & Campus Drive West

Site Ref: 04  
 Direction: SB

Count Date	5/15/2023		5/16/2023		5/17/2023		5/18/2023		5/19/2023		Average	
Count Time	AM	PM	AM	PM	AM	PM	AM	PM	AM	PM	AM	PM
00:00	3	27	5	31	6	37	6	32	3	38	5	33
00:15	1	29	3	26	2	35	7	36	4	37	3	33
00:30	0	35	3	35	2	40	6	32	5	37	3	36
00:45	0	22	3	34	8	45	5	39	5	43	4	37
01:00	3	28	8	44	2	47	2	45	5	25	4	38
01:15	1	36	2	27	2	39	1	29	2	40	2	34
01:30	1	17	2	35	3	38	5	37	2	45	3	34
01:45	2	27	1	32	1	26	3	38	0	35	1	32
02:00	0	30	2	35	1	22	3	29	5	29	2	29
02:15	0	43	0	24	4	40	1	39	1	44	1	38
02:30	1	38	2	35	3	36	5	35	4	39	3	37
02:45	1	37	4	35	3	44	2	44	0	37	2	39
03:00	3	41	0	39	3	33	1	34	4	30	2	35
03:15	2	27	2	41	1	29	2	32	0	34	1	33
03:30	0	33	1	26	3	27	1	25	5	31	2	28
03:45	5	40	6	32	7	47	3	40	6	33	5	38
04:00	6	25	6	44	6	43	5	45	5	26	6	37
04:15	2	28	8	37	3	30	3	58	9	41	5	39
04:30	8	30	7	30	10	30	13	32	2	29	8	30
04:45	10	26	6	33	13	41	8	54	9	31	9	37
05:00	11	39	9	44	4	44	7	36	9	40	8	41
05:15	11	39	15	43	16	42	23	28	9	41	15	39
05:30	16	35	20	30	19	34	16	34	20	31	18	33
05:45	29	29	34	30	34	33	30	28	25	43	30	33
06:00	31	26	21	23	15	37	16	32	18	27	20	29
06:15	28	22	24	38	21	31	17	33	18	29	22	31
06:30	34	24	25	27	27	28	30	26	26	29	28	27
06:45	17	26	22	15	29	22	18	25	14	26	20	23
07:00	21	26	25	27	23	15	25	26	20	20	23	23
07:15	21	18	22	22	24	17	19	24	25	19	22	20
07:30	26	19	26	30	30	24	36	19	22	23	28	23
07:45	34	22	19	24	26	17	33	14	26	18	28	19
08:00	21	18	35	15	27	10	20	14	25	12	26	14
08:15	31	10	23	16	25	5	35	11	18	14	26	11
08:30	43	10	22	15	50	18	35	14	38	9	38	13
08:45	31	9	37	10	29	10	34	15	32	11	33	11
09:00	33	10	22	13	40	10	35	11	32	10	32	11
09:15	18	5	34	11	31	9	32	12	33	12	30	10
09:30	23	11	41	12	35	8	29	12	38	10	33	11
09:45	29	8	26	14	40	8	24	16	27	12	29	12
10:00	44	13	33	12	22	15	32	17	28	12	32	14
10:15	29	15	24	11	46	11	37	8	22	12	32	11
10:30	19	5	39	8	48	9	39	5	15	6	32	7
10:45	35	9	27	7	22	7	35	6	29	12	30	8
11:00	25	6	31	13	30	12	36	9	36	10	32	10
11:15	23	7	32	3	34	9	25	9	20	8	27	7
11:30	34	6	21	3	36	7	38	6	27	7	31	6
11:45	32	6	39	7	45	4	31	3	33	3	36	5
<b>Totals</b>	<b>798</b>	<b>1092</b>	<b>819</b>	<b>1198</b>	<b>911</b>	<b>1225</b>	<b>869</b>	<b>1248</b>	<b>761</b>	<b>1210</b>	<b>832</b>	<b>1195</b>
<b>Day Total</b>	<b>1890</b>		<b>2017</b>		<b>2136</b>		<b>2117</b>		<b>1971</b>		<b>2026</b>	
<b>AM Pct</b>	<b>42.2%</b>		<b>40.6%</b>		<b>42.6%</b>		<b>41.0%</b>		<b>38.6%</b>		<b>41.0%</b>	
<b>Peak Hour</b>	<b>9:00</b>	<b>18:30</b>	<b>9:00</b>	<b>18:15</b>	<b>9:00</b>	<b>18:30</b>	<b>9:00</b>	<b>18:30</b>	<b>8:45</b>	<b>17:30</b>	<b>9:00</b>	<b>18:30</b>
<b>Peak Volume</b>	<b>712</b>	<b>342</b>	<b>778</b>	<b>436</b>	<b>773</b>	<b>493</b>	<b>746</b>	<b>397</b>	<b>752</b>	<b>389</b>	<b>749</b>	<b>400</b>
<b>P.H.F</b>	<b>0.9368</b>	<b>0.9396</b>	<b>0.8493</b>	<b>0.9561</b>	<b>0.9159</b>	<b>0.9337</b>	<b>0.9279</b>	<b>0.8941</b>	<b>0.9495</b>	<b>0.8037</b>	<b>0.9512</b>	<b>0.9496</b>

**AECOM**

<b>7:00-8:00 AM</b>	102	92	103	113	93	101
<b>7:15-8:15 AM</b>	102	102	107	108	98	103
<b>7:30-8:30 AM</b>	112	103	108	124	91	108
<b>7:45-8:45 AM</b>	129	99	128	123	107	117
<b>8:00-9:00 AM</b>	126	117	131	124	113	122

<b>4:00-5:00 PM</b>	109	144	144	189	127	143
<b>4:15-5:15 PM</b>	123	144	145	180	141	147
<b>4:30-5:30 PM</b>	134	150	157	150	141	146
<b>4:45-5:45 PM</b>	139	150	161	152	143	149

Client: AECOM  
 File Number:  
 Route: 4 - Quarry Rd  
 Location: Between Welch Rd & Campus Drive West

Site Ref: 04  
 Direction: NB

Count Date	5/15/2023		5/16/2023		5/17/2023		5/18/2023		5/19/2023		Average	
Count Time	AM	PM	AM	PM	AM	PM	AM	PM	AM	PM	AM	PM
00:00	9	29	10	35	4	38	11	41	5	29	8	34
00:15	5	18	7	23	5	30	3	42	4	24	5	27
00:30	3	28	0	24	1	28	6	28	4	37	3	29
00:45	0	29	5	34	5	36	3	36	1	28	3	33
01:00	2	22	5	29	3	37	3	31	7	23	4	28
01:15	4	29	4	23	2	34	1	27	3	35	3	30
01:30	2	27	3	26	0	32	4	30	2	20	2	27
01:45	3	17	6	28	0	31	5	21	2	36	3	27
02:00	0	28	1	25	7	32	3	26	6	33	3	29
02:15	0	27	2	39	6	32	0	34	3	31	2	33
02:30	2	27	1	40	4	40	4	40	1	32	2	36
02:45	2	36	2	20	1	22	3	41	5	34	3	31
03:00	4	38	2	33	3	38	0	32	4	30	3	34
03:15	4	37	5	35	1	37	2	38	0	28	2	35
03:30	3	31	2	26	3	28	3	26	3	34	3	29
03:45	3	30	3	27	5	32	3	28	3	31	3	30
04:00	2	35	3	27	5	37	3	43	6	28	4	34
04:15	2	31	6	42	4	39	3	38	7	37	4	37
04:30	5	22	5	40	7	31	10	23	7	24	7	28
04:45	8	40	9	41	7	34	8	41	5	35	7	38
05:00	7	39	7	33	5	25	3	44	6	35	6	35
05:15	4	48	5	37	7	42	9	32	7	35	6	39
05:30	8	23	10	34	14	37	7	37	6	40	9	34
05:45	11	27	15	31	10	26	14	31	15	26	13	28
06:00	22	19	26	26	18	34	21	43	19	30	21	30
06:15	23	20	23	21	31	29	30	28	27	20	27	24
06:30	40	28	45	25	29	13	39	31	29	28	36	25
06:45	25	27	33	19	31	20	34	21	37	27	32	23
07:00	28	19	17	23	21	24	22	18	24	21	22	21
07:15	33	20	21	23	32	23	40	23	34	25	32	23
07:30	29	14	36	27	30	16	39	17	38	24	34	20
07:45	39	11	40	23	43	16	33	11	30	15	37	15
08:00	35	15	24	15	36	11	24	18	29	13	30	14
08:15	27	12	43	14	37	19	33	17	25	10	33	14
08:30	29	12	36	18	35	10	30	17	34	17	33	15
08:45	38	12	23	10	27	14	26	16	24	10	28	12
09:00	29	16	22	11	25	10	30	12	29	10	27	12
09:15	16	9	20	12	25	10	15	8	22	12	20	10
09:30	17	6	13	11	28	13	19	12	20	15	19	11
09:45	23	11	21	9	27	10	12	6	21	8	21	9
10:00	14	7	21	13	30	12	20	7	23	12	22	10
10:15	25	12	27	7	25	20	28	15	18	15	25	14
10:30	14	11	16	4	31	10	21	3	34	12	23	8
10:45	19	8	35	15	29	9	21	15	31	14	27	12
11:00	25	6	16	7	26	15	24	11	21	7	22	9
11:15	22	15	34	6	35	11	24	13	20	14	27	12
11:30	31	9	24	13	21	15	36	12	25	8	27	11
11:45	28	5	28	8	39	9	33	8	28	10	31	8
<b>Totals</b>	<b>724</b>	<b>1042</b>	<b>762</b>	<b>1112</b>	<b>820</b>	<b>1171</b>	<b>765</b>	<b>1192</b>	<b>754</b>	<b>1122</b>	<b>765</b>	<b>1128</b>
<b>Day Total</b>	<b>1766</b>	<b>1874</b>	<b>1874</b>	<b>1991</b>	<b>1957</b>	<b>1876</b>	<b>1893</b>					
<b>AM Pct</b>	<b>41.0%</b>		<b>40.7%</b>		<b>41.2%</b>		<b>39.1%</b>		<b>40.2%</b>		<b>40.4%</b>	
<b>Peak Hour</b>	9:00	18:30	9:00	18:15	9:00	18:30	9:00	18:30	8:45	17:30	9:00	18:30
<b>Peak Volume</b>	712	342	778	436	773	493	746	397	752	389	749	400
<b>P.H.F</b>	0.9368	0.9396	0.8493	0.9561	0.9159	0.9337	0.9279	0.8941	0.9495	0.8037	0.9512	0.9496

**AECOM**

<b>7:00-8:00 AM</b>	129	114	126	134	126	126
<b>7:15-8:15 AM</b>	136	121	141	136	131	133
<b>7:30-8:30 AM</b>	130	143	146	129	122	134
<b>7:45-8:45 AM</b>	130	143	151	120	118	132
<b>8:00-9:00 AM</b>	129	126	135	113	112	123

<b>4:00-5:00 PM</b>	128	150	141	145	124	138
<b>4:15-5:15 PM</b>	132	156	129	146	131	139
<b>4:30-5:30 PM</b>	149	151	132	140	129	140
<b>4:45-5:45 PM</b>	150	145	138	154	145	146
<b>5:00-6:00 PM</b>	137	135	130	144	136	136

Client: AECOM  
 File Number:  
 Route: 5 - Palm Dr  
 Location: Between Campus Dr & Arboretum Rd

Site Ref: 05  
 Direction: SB

Count Date	5/15/2023		5/16/2023		5/17/2023		5/18/2023		5/19/2023		Average	
	AM	PM	AM	PM	AM	PM	AM	PM	AM	PM	AM	PM
00:00	3	67	9	71	5	72	4	66	23	62	9	68
00:15	8	73	4	62	5	77	3	71	23	67	9	70
00:30	8	61	3	77	3	62	6	65	4	74	5	68
00:45	8	88	5	58	4	72	9	71	8	83	7	74
01:00	2	63	2	71	2	64	3	72	8	69	3	68
01:15	3	66	4	64	1	65	4	65	14	80	5	68
01:30	6	69	3	60	0	67	2	67	10	64	4	65
01:45	2	75	6	73	3	69	1	86	10	83	4	77
02:00	1	55	3	64	5	64	2	66	2	72	3	64
02:15	4	64	4	67	4	87	6	72	4	83	4	75
02:30	1	56	4	72	5	77	3	82	5	94	4	76
02:45	1	78	1	71	3	70	2	89	4	90	2	80
03:00	2	56	2	55	0	66	3	74	4	63	2	63
03:15	7	67	6	62	3	58	3	73	2	78	4	68
03:30	3	56	2	48	5	63	2	68	6	73	4	62
03:45	4	67	4	72	7	84	7	75	6	78	6	75
04:00	5	60	5	74	6	65	7	58	6	76	6	67
04:15	10	73	13	68	8	66	11	87	7	68	10	72
04:30	13	62	11	79	15	77	13	85	17	80	14	77
04:45	20	64	22	58	30	82	26	74	23	85	24	73
05:00	20	77	25	79	30	82	24	88	28	74	25	80
05:15	39	69	39	97	40	72	51	65	33	91	40	79
05:30	53	76	52	70	54	81	54	96	54	89	53	82
05:45	55	76	54	69	61	92	72	73	62	75	61	77
06:00	53	59	67	87	66	75	46	90	51	83	57	79
06:15	74	66	87	89	83	80	75	90	60	76	76	80
06:30	75	60	80	88	77	73	71	97	64	78	73	79
06:45	74	57	77	57	84	72	79	69	87	83	80	68
07:00	61	55	62	69	71	76	70	56	73	82	67	68
07:15	58	55	80	69	72	48	59	71	70	70	68	63
07:30	73	49	73	53	78	65	78	53	66	51	74	54
07:45	112	47	104	67	97	51	106	52	90	46	102	53
08:00	91	53	85	39	94	42	98	45	97	63	93	48
08:15	91	33	128	39	101	44	110	48	94	58	105	44
08:30	111	29	117	45	138	38	150	38	129	52	129	40
08:45	121	33	146	38	136	61	123	48	123	35	130	43
09:00	135	37	112	34	144	41	129	37	111	34	126	37
09:15	107	29	133	42	110	41	126	29	103	34	116	35
09:30	99	24	88	31	95	37	91	35	98	41	94	34
09:45	95	33	88	39	96	40	94	40	89	38	92	38
10:00	83	30	95	46	71	31	72	38	78	38	80	37
10:15	78	29	90	39	84	39	100	40	89	35	88	36
10:30	75	23	59	23	75	22	86	27	75	31	74	25
10:45	60	14	93	11	62	7	74	24	72	33	72	18
11:00	61	8	79	13	64	14	53	14	73	29	66	16
11:15	84	11	66	14	67	9	71	19	72	26	72	16
11:30	65	3	82	8	93	15	77	13	77	16	79	11
11:45	51	2	81	6	59	9	80	28	84	15	71	12
<b>Totals</b>	<b>2265</b>	<b>2457</b>	<b>2455</b>	<b>2687</b>	<b>2416</b>	<b>2764</b>	<b>2436</b>	<b>2889</b>	<b>2388</b>	<b>2998</b>	<b>2392</b>	<b>2759</b>
<b>Day Total</b>	<b>4722</b>		<b>5142</b>		<b>5180</b>		<b>5325</b>		<b>5386</b>		<b>5151</b>	
<b>AM Pct</b>	48.0%		47.7%		46.6%		45.7%		44.3%		46.4%	
<b>Peak Hour</b>	9:00	18:30	9:00	18:15	9:00	18:30	9:00	18:30	8:45	17:30	9:00	18:30
<b>Peak Volume</b>	712	342	778	436	773	493	746	397	752	389	749	400
<b>P.H.F</b>	0.9368	0.9396	0.8493	0.9561	0.9159	0.9337	0.9279	0.8941	0.9495	0.8037	0.9512	0.9496

**AECOM**

<b>7:00-8:00 AM</b>	304	319	318	313	299	311
<b>7:15-8:15 AM</b>	334	342	341	341	323	336
<b>7:30-8:30 AM</b>	367	390	370	392	347	373
<b>7:45-8:45 AM</b>	405	434	430	464	410	429
<b>8:00-9:00 AM</b>	414	476	469	481	443	457

<b>4:00-5:00 PM</b>	259	279	290	304	309	288
<b>4:15-5:15 PM</b>	276	284	307	334	307	302
<b>4:30-5:30 PM</b>	272	313	313	312	330	308
<b>4:45-5:45 PM</b>	286	304	317	323	339	314
<b>5:00-6:00 PM</b>	298	315	327	322	329	318



Client: AECOM  
 File Number:  
 Route: 5 - Palm Dr  
 Location: Between Campus Dr & Arboretum Rd

Site Ref: 05  
 Direction: NB

Count Date	5/15/2023		5/16/2023		5/17/2023		5/18/2023		5/19/2023		Average	
	AM	PM	AM	PM	AM	PM	AM	PM	AM	PM	AM	PM
00:00	10	44	13	59	6	49	10	62	17	57	11	54
00:15	5	38	8	38	5	38	8	36	10	61	7	42
00:30	3	54	4	42	8	50	5	46	5	45	5	47
00:45	5	53	4	35	8	46	5	45	5	58	5	47
01:00	4	41	7	34	10	42	9	52	10	65	8	47
01:15	3	53	4	54	3	52	6	58	8	66	5	57
01:30	3	38	3	57	1	61	6	87	6	70	4	63
01:45	4	53	4	59	1	68	11	57	5	69	5	61
02:00	0	60	4	64	4	66	1	65	5	75	3	66
02:15	5	55	2	55	5	69	6	58	9	59	5	59
02:30	17	62	31	68	28	80	21	64	24	64	24	68
02:45	0	80	3	74	3	87	3	66	0	59	2	73
03:00	1	56	3	65	4	76	0	80	2	75	2	70
03:15	0	92	2	77	0	78	3	81	2	89	1	83
03:30	2	70	2	96	1	92	3	66	2	56	2	76
03:45	0	69	0	85	2	100	1	93	4	67	1	83
04:00	0	60	0	83	0	63	2	84	1	58	1	70
04:15	3	74	1	103	3	86	3	93	2	67	2	85
04:30	5	72	7	74	5	94	9	109	5	82	6	86
04:45	1	87	4	73	0	95	2	113	1	78	2	89
05:00	0	84	1	99	2	97	4	89	2	82	2	90
05:15	1	99	3	114	2	91	7	96	1	99	3	100
05:30	2	87	1	99	5	102	1	92	4	93	3	95
05:45	2	87	4	90	3	108	1	89	2	100	2	95
06:00	4	94	4	82	4	88	11	97	6	73	6	87
06:15	6	94	5	91	11	65	11	91	10	98	9	88
06:30	8	73	14	92	4	94	10	87	6	61	8	81
06:45	21	75	17	92	22	73	20	72	18	76	20	78
07:00	34	69	22	68	26	74	29	72	27	73	28	71
07:15	27	66	36	80	30	71	36	71	30	70	32	72
07:30	41	74	41	83	32	95	37	71	27	64	36	77
07:45	36	65	26	65	32	66	23	66	24	63	28	65
08:00	22	46	28	53	28	63	19	75	18	50	23	57
08:15	21	60	14	66	22	60	20	76	30	68	21	66
08:30	24	34	16	50	16	53	22	72	22	68	20	55
08:45	19	24	21	43	32	41	21	43	29	68	24	44
09:00	19	50	19	39	25	39	18	65	31	27	22	44
09:15	18	31	35	56	24	74	37	41	30	29	29	46
09:30	34	29	24	48	32	36	32	40	25	35	29	38
09:45	30	20	17	42	27	35	24	44	30	26	26	33
10:00	23	24	29	21	24	21	25	49	30	53	26	34
10:15	29	11	27	27	37	18	29	29	40	36	32	24
10:30	27	17	35	21	37	21	32	21	33	55	33	27
10:45	31	18	24	24	30	15	27	27	37	24	30	22
11:00	32	18	45	24	37	28	34	22	32	21	36	23
11:15	49	10	50	21	33	17	40	19	39	24	42	18
11:30	35	23	46	16	42	24	53	29	48	27	45	24
11:45	41	12	48	7	42	13	62	17	42	7	47	11
<b>Totals</b>	<b>707</b>	<b>2605</b>	<b>758</b>	<b>2908</b>	<b>758</b>	<b>2974</b>	<b>799</b>	<b>3077</b>	<b>796</b>	<b>2890</b>	<b>764</b>	<b>2891</b>
<b>Day Total</b>	<b>3312</b>	<b>3666</b>	<b>3732</b>	<b>3876</b>	<b>3686</b>	<b>3654</b>						

<b>AM Pct</b>	21.3%	20.7%	20.3%	20.6%	21.6%	20.9%						
<b>Peak Hour</b>	9:00	18:30	9:00	18:15	9:00	18:30	9:00	18:30	8:45	17:30	9:00	18:30
<b>Peak Volume</b>	712	342	778	436	773	493	746	397	752	389	749	400
<b>P.H.F</b>	0.9368	0.9396	0.8493	0.9561	0.9159	0.9337	0.9279	0.8941	0.9495	0.8037	0.9512	0.9496

**AECOM**

<b>7:00-8:00 AM</b>	138	125	120	125	108	123						
<b>7:15-8:15 AM</b>	126	131	122	115	99	119						
<b>7:30-8:30 AM</b>	120	109	114	99	99	108						
<b>7:45-8:45 AM</b>	103	84	98	84	94	93						
<b>8:00-9:00 AM</b>	86	79	98	82	99	89						

<b>4:00-5:00 PM</b>	293	333	338	399	285	330						
<b>4:15-5:15 PM</b>	317	349	372	404	309	350						
<b>4:30-5:30 PM</b>	342	360	377	407	341	365						
<b>4:45-5:45 PM</b>	357	385	385	390	352	374						
<b>5:00-6:00 PM</b>	357	402	398	366	374	379						

Client: |#REF!  
 File Number:  
 Route: |6 - Lasuen St  
 Location: |Between Campus Dr & Arboretum Rd

Site Ref: | 06  
 Direction: | NB

Count Date	5/15/2023		5/16/2023		5/17/2023		5/18/2023		5/19/2023		Average	
	AM	PM	AM	PM	AM	PM	AM	PM	AM	PM	AM	PM
00:00	0	3	0	1	0	6	0	5	0	1	0	3
00:15	0	1	1	1	1	3	0	3	2	4	1	2
00:30	1	2	0	2	0	2	1	0	0	5	0	2
00:45	0	3	1	5	0	4	0	4	0	2	0	4
01:00	0	5	0	2	0	3	1	5	0	4	0	4
01:15	0	1	0	4	0	3	1	1	0	3	0	2
01:30	1	1	0	0	0	3	0	2	0	3	0	2
01:45	0	1	1	5	0	5	0	1	0	3	0	3
02:00	0	2	1	4	0	10	0	2	0	3	0	4
02:15	0	3	0	4	0	3	0	4	0	5	0	4
02:30	1	2	1	3	1	6	1	4	1	5	1	4
02:45	0	2	0	2	0	7	0	4	0	2	0	3
03:00	0	2	0	5	0	4	0	3	0	6	0	4
03:15	0	0	0	1	0	7	0	1	0	3	0	2
03:30	0	1	0	8	1	6	0	5	0	7	0	5
03:45	0	1	0	5	0	7	0	2	1	4	0	4
04:00	0	6	0	5	0	8	1	11	0	5	0	7
04:15	0	6	0	4	0	5	0	3	0	6	0	5
04:30	0	8	0	5	0	6	0	4	0	7	0	6
04:45	0	4	0	11	0	12	0	6	0	6	0	8
05:00	0	6	0	3	0	10	0	10	0	4	0	7
05:15	0	4	0	8	0	5	0	4	0	10	0	6
05:30	0	3	0	9	0	2	0	2	0	3	0	4
05:45	1	2	0	3	0	6	0	4	0	1	0	3
06:00	0	8	2	7	0	7	2	4	0	4	1	6
06:15	3	5	0	8	0	3	1	6	1	4	1	5
06:30	0	2	0	5	0	5	1	1	0	10	0	5
06:45	0	1	2	0	0	2	0	1	1	6	1	2
07:00	0	2	1	6	1	7	1	1	0	4	1	4
07:15	0	2	0	6	1	3	0	2	0	3	0	3
07:30	3	0	4	6	0	2	0	2	1	2	2	2
07:45	3	0	1	3	2	1	3	3	1	2	2	2
08:00	5	2	1	2	4	3	5	4	3	2	4	3
08:15	3	0	1	1	2	6	4	5	3	2	3	3
08:30	1	0	2	0	5	3	2	2	2	6	2	2
08:45	1	2	7	1	4	5	4	2	2	4	4	3
09:00	4	1	4	0	2	1	3	0	2	1	3	1
09:15	0	1	1	3	5	5	3	1	3	0	2	2
09:30	0	4	2	1	1	4	6	1	1	3	2	3
09:45	1	0	3	2	3	0	3	0	0	0	2	0
10:00	5	1	2	0	0	2	2	0	4	5	3	2
10:15	4	0	0	0	2	3	0	3	2	6	2	2
10:30	2	0	0	1	4	2	3	0	1	4	2	1
10:45	1	1	1	0	2	0	0	0	5	2	2	1
11:00	0	0	4	0	2	0	9	0	2	2	3	0
11:15	2	0	1	0	2	0	0	0	1	2	1	0
11:30	3	0	2	0	1	0	3	0	1	0	2	0
11:45	7	0	4	0	3	1	4	0	4	1	4	0
<b>Totals</b>	<b>52</b>	<b>101</b>	<b>50</b>	<b>152</b>	<b>49</b>	<b>198</b>	<b>64</b>	<b>128</b>	<b>44</b>	<b>177</b>	<b>52</b>	<b>151</b>
<b>Day Total</b>	<b>153</b>		<b>202</b>		<b>247</b>		<b>192</b>		<b>221</b>		<b>203</b>	
<b>AM Pct</b>	<b>34.0%</b>		<b>24.8%</b>		<b>19.8%</b>		<b>33.3%</b>		<b>19.9%</b>		<b>25.5%</b>	
<b>Peak Hour</b>	9:00	18:30	9:00	18:15	9:00	18:30	9:00	18:30	8:45	17:30	9:00	18:30
<b>Peak Volume</b>	712	342	778	436	773	493	746	397	752	389	749	400
<b>P.H.F</b>	0.9368	0.9396	0.8493	0.9561	0.9159	0.9337	0.9279	0.8941	0.9495	0.8037	0.9512	0.9496

**AECOM**

<b>7:00-8:00 AM</b>	6	6	4	4	2	4
<b>7:15-8:15 AM</b>	11	6	7	8	5	7
<b>7:30-8:30 AM</b>	14	7	8	12	8	10
<b>7:45-8:45 AM</b>	12	5	13	14	9	11
<b>8:00-9:00 AM</b>	10	11	15	15	10	12
<b>4:00-5:00 PM</b>	24	25	31	24	24	26
<b>4:15-5:15 PM</b>	24	23	33	23	23	25
<b>4:30-5:30 PM</b>	22	27	33	24	27	27
<b>4:45-5:45 PM</b>	17	31	29	22	23	24
<b>5:00-6:00 PM</b>	15	23	23	20	18	20

Client: |#REF!  
 File Number:  
 Route: |7 - Galvez St  
 Location: |Between Campus Dr & Arboretum Rd

Site Ref: | 07  
 Direction: | SB

Count Date	5/15/2023		5/16/2023		5/17/2023		5/18/2023		5/19/2023		Average	
Count Time	AM	PM	AM	PM	AM	PM	AM	PM	AM	PM	AM	PM
00:00	5	51	11	64	2	52	5	68	7	58	6	59
00:15	6	40	9	42	7	65	11	54	5	75	8	55
00:30	9	44	7	61	9	70	3	57	7	72	7	61
00:45	7	60	1	56	5	64	9	69	7	72	6	64
01:00	6	67	8	62	2	56	5	64	8	76	6	65
01:15	5	62	2	60	5	55	3	59	5	60	4	59
01:30	6	47	3	59	2	51	1	58	2	69	3	57
01:45	3	33	3	43	3	48	2	51	10	58	4	47
02:00	2	43	1	57	3	47	3	52	4	59	3	52
02:15	4	41	3	56	1	47	1	48	3	61	2	51
02:30	1	43	1	63	2	50	0	51	2	77	1	57
02:45	0	46	1	66	2	63	0	61	0	68	1	61
03:00	1	34	1	39	1	40	1	54	1	74	1	48
03:15	1	46	0	43	0	50	0	61	2	61	1	52
03:30	3	50	4	53	6	51	2	51	4	60	4	53
03:45	1	48	1	65	2	55	2	73	1	78	1	64
04:00	2	65	0	69	2	56	2	63	4	65	2	64
04:15	2	42	3	48	3	50	4	53	9	54	4	49
04:30	13	48	17	53	15	56	9	61	7	77	12	59
04:45	14	86	18	77	11	98	18	84	23	80	17	85
05:00	26	75	20	89	30	83	25	74	29	69	26	78
05:15	24	76	16	103	21	61	21	64	14	85	19	78
05:30	36	78	36	84	39	93	37	90	32	85	36	86
05:45	48	61	70	95	33	82	68	87	48	81	53	81
06:00	34	73	37	64	46	74	40	77	36	74	39	72
06:15	27	66	40	78	39	60	37	80	38	59	36	69
06:30	38	61	44	66	48	80	35	55	51	64	43	65
06:45	50	63	50	49	59	81	42	61	46	70	49	65
07:00	49	55	46	57	42	61	54	67	48	87	48	65
07:15	56	40	66	53	55	52	55	75	54	68	57	58
07:30	60	44	65	54	56	63	64	43	59	64	61	54
07:45	96	56	77	71	86	63	82	62	74	41	83	59
08:00	71	45	68	61	76	45	84	55	71	37	74	49
08:15	80	42	83	50	68	30	77	47	71	64	76	47
08:30	85	34	99	33	104	36	90	44	82	48	92	39
08:45	81	28	79	38	108	36	99	35	67	36	87	35
09:00	75	29	87	29	108	33	80	37	71	27	84	31
09:15	70	29	76	15	85	38	93	32	69	23	79	27
09:30	77	16	79	21	61	22	64	27	76	29	71	23
09:45	79	12	91	18	70	22	83	14	79	23	80	18
10:00	57	18	71	10	54	30	62	18	71	28	63	21
10:15	60	13	51	21	52	21	65	11	54	18	56	17
10:30	43	9	63	16	47	20	69	16	61	28	57	18
10:45	53	7	56	15	58	16	72	18	66	21	61	15
11:00	47	12	54	9	53	17	66	14	69	21	58	15
11:15	48	11	65	6	71	16	68	5	66	22	64	12
11:30	53	7	68	8	58	9	56	7	61	15	59	9
11:45	58	7	73	5	73	9	69	14	85	14	72	10
<b>Totals</b>	<b>1672</b>	<b>2063</b>	<b>1824</b>	<b>2354</b>	<b>1783</b>	<b>2377</b>	<b>1838</b>	<b>2421</b>	<b>1759</b>	<b>2655</b>	<b>1775</b>	<b>2374</b>
<b>Day Total</b>	<b>3735</b>	<b>4178</b>	<b>4160</b>	<b>4259</b>	<b>4414</b>	<b>4149</b>						
<b>AM Pct</b>	<b>44.8%</b>	<b>43.7%</b>	<b>42.9%</b>	<b>43.2%</b>	<b>39.9%</b>	<b>42.8%</b>						
<b>Peak Hour</b>	9:00	18:30	9:00	18:15	9:00	18:30	9:00	18:30	8:45	17:30	9:00	18:30
<b>Peak Volume</b>	712	342	778	436	773	493	746	397	752	389	749	400
<b>P.H.F</b>	0.9368	0.9396	0.8493	0.9561	0.9159	0.9337	0.9279	0.8941	0.9495	0.8037	0.9512	0.9496

**AECOM**

<b>7:00-8:00 AM</b>	261	254	239	255	235	249
<b>7:15-8:15 AM</b>	283	276	273	285	258	275
<b>7:30-8:30 AM</b>	307	293	286	307	275	294
<b>7:45-8:45 AM</b>	332	327	334	333	298	325
<b>8:00-9:00 AM</b>	317	329	356	350	291	329

<b>4:00-5:00 PM</b>	241	247	260	261	276	257
<b>4:15-5:15 PM</b>	251	267	287	272	280	271
<b>4:30-5:30 PM</b>	285	322	298	283	311	300
<b>4:45-5:45 PM</b>	315	353	335	312	319	327
<b>5:00-6:00 PM</b>	290	371	319	315	320	323

Client: |#REF!  
 File Number:  
 Route: |7 - Galvez St  
 Location: |Between Campus Dr & Arboretum Rd

Site Ref: | 07  
 Direction: |7-NB'IW2

Count Date	5/15/2023		5/16/2023		5/17/2023		5/18/2023		5/19/2023		Average	
	AM	PM	AM	PM	AM	PM	AM	PM	AM	PM	AM	PM
00:00	7	51	2	67	2	54	5	61	4	76	4	62
00:15	5	48	9	49	4	59	9	73	6	57	7	57
00:30	5	53	6	60	9	63	10	73	8	63	8	62
00:45	1	42	4	60	5	60	6	56	5	65	4	57
01:00	4	65	2	54	4	59	2	74	3	87	3	68
01:15	7	68	10	66	3	67	3	82	7	86	6	74
01:30	2	71	2	80	2	81	2	73	8	90	3	79
01:45	1	83	4	72	6	71	3	91	6	79	4	79
02:00	2	65	5	82	9	73	10	67	9	82	7	74
02:15	1	66	8	74	8	89	7	96	10	69	7	79
02:30	4	86	12	86	12	96	10	98	13	64	10	86
02:45	2	63	2	91	2	76	2	60	1	77	2	73
03:00	2	71	1	83	0	89	3	92	2	93	2	86
03:15	2	76	0	91	1	115	2	98	0	103	1	97
03:30	1	89	0	102	1	100	0	96	0	101	0	98
03:45	0	92	1	88	0	98	0	79	1	88	0	89
04:00	0	77	0	100	1	114	2	106	2	102	1	100
04:15	3	97	0	103	3	124	3	126	3	90	2	108
04:30	2	110	4	119	1	121	3	122	2	118	2	118
04:45	0	115	2	130	2	132	5	141	1	135	2	131
05:00	4	126	1	160	1	140	2	163	2	155	2	149
05:15	0	108	2	114	5	160	2	162	3	136	2	136
05:30	2	109	2	116	4	144	3	131	2	123	3	125
05:45	5	136	21	127	3	129	10	125	3	137	8	131
06:00	4	128	4	131	9	135	7	139	6	138	6	134
06:15	6	121	8	127	6	92	6	129	11	107	7	115
06:30	17	91	11	102	9	104	3	108	11	84	10	98
06:45	16	78	23	103	19	90	25	92	16	103	20	93
07:00	25	89	20	110	25	94	31	94	33	84	27	94
07:15	14	75	28	84	17	79	25	107	23	70	21	83
07:30	34	66	30	103	30	89	37	109	25	90	31	91
07:45	33	82	27	82	32	96	24	55	25	69	28	77
08:00	29	89	32	114	27	72	33	85	37	170	32	106
08:15	36	67	27	92	30	83	36	130	35	163	33	107
08:30	29	82	38	52	34	49	27	70	40	102	34	71
08:45	31	40	32	43	44	35	38	57	38	67	37	48
09:00	23	40	27	43	43	54	32	61	29	59	31	51
09:15	22	39	38	47	38	68	23	49	38	38	32	48
09:30	40	28	27	67	37	51	28	41	30	31	32	44
09:45	45	25	42	20	40	28	48	40	43	18	44	26
10:00	53	18	32	34	33	29	49	34	46	34	43	30
10:15	39	18	41	20	36	33	39	50	50	46	41	33
10:30	41	22	47	22	47	27	38	29	72	36	49	27
10:45	34	20	38	10	34	25	37	24	56	19	40	20
11:00	31	10	52	15	47	23	48	18	49	12	45	16
11:15	30	7	35	14	49	15	56	19	58	25	46	16
11:30	64	8	48	15	39	10	57	13	57	17	53	13
11:45	61	9	65	6	56	10	72	12	61	16	63	11
<b>Totals</b>	<b>819</b>	<b>3219</b>	<b>872</b>	<b>3630</b>	<b>869</b>	<b>3705</b>	<b>923</b>	<b>3910</b>	<b>990</b>	<b>3874</b>	<b>895</b>	<b>3668</b>
<b>Day Total</b>	<b>4038</b>		<b>4502</b>		<b>4574</b>		<b>4833</b>		<b>4864</b>		<b>4562</b>	
<b>AM Pct</b>	20.3%		19.4%		19.0%		19.1%		20.4%		19.6%	
<b>Peak Hour</b>	9:00	18:30	9:00	18:15	9:00	18:30	9:00	18:30	8:45	17:30	9:00	18:30
<b>Peak Volume</b>	712	342	778	436	773	493	746	397	752	389	749	400
<b>P.H.F</b>	0.9368	0.9396	0.8493	0.9561	0.9159	0.9337	0.9279	0.8941	0.9495	0.8037	0.9512	0.9496

**AECOM**

<b>7:00-8:00 AM</b>	106	105	104	117	106	108
<b>7:15-8:15 AM</b>	110	117	106	119	110	112
<b>7:30-8:30 AM</b>	132	116	119	130	122	124
<b>7:45-8:45 AM</b>	127	124	123	120	137	126
<b>8:00-9:00 AM</b>	125	129	135	134	150	135
<b>4:00-5:00 PM</b>	399	452	491	495	445	456
<b>4:15-5:15 PM</b>	448	512	517	552	498	505
<b>4:30-5:30 PM</b>	459	523	553	588	544	533
<b>4:45-5:45 PM</b>	458	520	576	597	549	540
<b>5:00-6:00 PM</b>	479	517	573	581	551	540

Client: AECOM  
 File Number:  
 Route: 8 - Serra St  
 Location: Between El Camino Real & Olmsted Rd

Site Ref: 08  
 Direction: EB

Count Date	5/15/2023		5/16/2023		5/17/2023		5/18/2023		5/19/2023		Average	
	AM	PM	AM	PM	AM	PM	AM	PM	AM	PM	AM	PM
00:00	25	73	17	71	26	52	22	50	29	77	24	65
00:15	15	54	15	60	18	54	21	72	31	75	20	63
00:30	19	63	17	46	21	54	24	74	28	76	22	63
00:45	12	43	9	67	11	60	10	65	20	59	12	59
01:00	15	55	9	54	5	65	8	62	14	93	10	66
01:15	9	68	7	42	12	52	12	54	21	61	12	55
01:30	13	61	3	59	8	64	5	73	18	71	9	66
01:45	11	48	2	57	3	42	3	60	13	64	6	54
02:00	2	60	6	66	5	64	3	61	8	78	5	66
02:15	2	64	4	65	10	56	8	71	6	81	6	67
02:30	5	89	13	76	12	92	14	89	12	110	11	91
02:45	5	56	3	64	3	77	3	78	5	131	4	81
03:00	5	62	5	70	5	68	10	67	4	79	6	69
03:15	3	73	4	91	4	95	4	80	4	93	4	86
03:30	6	89	5	92	2	87	0	81	5	91	4	88
03:45	2	56	1	82	1	73	5	82	5	65	3	72
04:00	5	54	3	67	5	76	3	78	5	69	4	69
04:15	8	73	4	64	3	71	4	71	7	79	5	72
04:30	2	71	4	87	4	78	5	81	8	78	5	79
04:45	6	69	5	89	6	78	4	54	2	87	5	75
05:00	4	81	2	80	5	80	4	75	10	87	5	81
05:15	6	58	6	77	5	73	3	84	6	67	5	72
05:30	6	70	8	64	7	58	11	73	10	84	8	70
05:45	12	84	11	55	12	78	7	78	14	76	11	74
06:00	9	74	8	87	15	72	12	80	15	82	12	79
06:15	14	78	4	69	11	73	9	78	12	74	10	74
06:30	16	71	18	81	20	91	11	82	17	75	16	80
06:45	19	52	18	71	14	92	16	74	20	78	17	73
07:00	20	58	19	78	22	74	15	69	24	77	20	71
07:15	16	68	19	62	26	81	29	75	23	101	23	77
07:30	25	55	14	83	29	73	29	61	29	85	25	71
07:45	36	47	31	89	42	71	34	73	36	88	36	74
08:00	42	64	52	73	46	70	43	66	61	81	49	71
08:15	42	58	42	69	54	60	46	82	45	88	46	71
08:30	48	70	47	59	46	58	53	56	52	95	49	68
08:45	43	53	49	60	44	67	58	77	44	87	48	69
09:00	46	42	43	75	55	65	53	63	54	53	50	60
09:15	39	53	42	48	52	72	43	72	55	66	46	62
09:30	48	38	54	53	33	69	47	61	56	68	48	58
09:45	47	45	51	57	55	56	46	66	57	49	51	55
10:00	44	42	47	45	49	37	51	57	51	77	48	52
10:15	39	37	41	51	50	42	44	42	54	53	46	45
10:30	64	26	48	30	66	36	62	40	54	58	59	38
10:45	38	32	38	32	54	48	30	40	49	36	42	38
11:00	37	33	49	22	46	30	48	29	53	37	47	30
11:15	50	12	39	26	56	34	42	26	54	42	48	28
11:30	45	21	52	22	48	29	55	23	83	44	57	28
11:45	66	17	52	17	52	21	52	32	65	27	57	23
<b>Totals</b>	<b>1091</b>	<b>2720</b>	<b>1040</b>	<b>3004</b>	<b>1178</b>	<b>3068</b>	<b>1121</b>	<b>3137</b>	<b>1348</b>	<b>3552</b>	<b>1156</b>	<b>3096</b>
<b>Day Total</b>	<b>3811</b>		<b>4044</b>		<b>4246</b>		<b>4258</b>		<b>4900</b>		<b>4252</b>	
<b>AM Pct</b>	<b>28.6%</b>		<b>25.7%</b>		<b>27.7%</b>		<b>26.3%</b>		<b>27.5%</b>		<b>27.2%</b>	
<b>Peak Hour</b>	9:00	18:30	9:00	18:15	9:00	18:30	9:00	18:30	8:45	17:30	9:00	18:30
<b>Peak Volume</b>	712	342	778	436	773	493	746	397	752	389	749	400
<b>P.H.F</b>	0.9368	0.9396	0.8493	0.9561	0.9159	0.9337	0.9279	0.8941	0.9495	0.8037	0.9512	0.9496

**AECOM**

<b>7:00-8:00 AM</b>	97	83	119	107	112	104
<b>7:15-8:15 AM</b>	119	116	143	135	149	132
<b>7:30-8:30 AM</b>	145	139	171	152	171	156
<b>7:45-8:45 AM</b>	168	172	188	176	194	180
<b>8:00-9:00 AM</b>	175	190	190	200	202	191
<b>4:00-5:00 PM</b>	267	307	303	284	313	295
<b>4:15-5:15 PM</b>	294	320	307	281	331	307
<b>4:30-5:30 PM</b>	279	333	309	294	319	307
<b>4:45-5:45 PM</b>	278	310	289	286	325	298
<b>5:00-6:00 PM</b>	293	276	289	310	314	296

Client: AECOM  
 File Number:  
 Route: 8 - Serra St  
 Location: Between El Camino Real & Olmsted Rd

Site Ref: 08  
 Direction: WB

Count Date	5/15/2023		5/16/2023		5/17/2023		5/18/2023		5/19/2023		Average	
	AM	PM	AM	PM	AM	PM	AM	PM	AM	PM	AM	PM
00:00	9	48	7	51	12	46	15	58	27	55	14	52
00:15	10	54	13	58	11	59	19	60	14	65	13	59
00:30	10	53	6	54	10	52	11	60	16	79	11	60
00:45	7	43	7	47	12	60	7	62	13	64	9	55
01:00	12	52	4	53	5	54	13	62	7	80	8	60
01:15	6	50	4	47	3	41	4	54	23	45	8	47
01:30	8	41	6	50	6	40	4	48	10	68	7	49
01:45	7	37	3	42	6	52	4	48	5	47	5	45
02:00	2	38	4	34	1	45	3	40	14	55	5	42
02:15	1	48	5	48	4	55	4	58	3	88	3	59
02:30	1	44	1	40	3	46	5	71	4	63	3	53
02:45	1	57	1	50	1	52	2	53	4	76	2	58
03:00	2	36	3	34	1	40	2	40	2	64	2	43
03:15	3	45	2	41	3	52	2	43	2	58	2	48
03:30	3	42	0	43	1	48	0	55	4	65	2	51
03:45	1	31	3	44	5	45	6	72	6	70	4	52
04:00	6	53	5	32	5	52	3	44	7	77	5	52
04:15	6	67	8	59	9	53	12	74	8	63	9	63
04:30	20	43	16	58	14	69	12	56	14	75	15	60
04:45	20	57	15	62	16	67	21	68	14	87	17	68
05:00	9	45	20	59	17	67	15	80	11	85	14	67
05:15	27	75	23	67	20	69	22	69	23	71	23	70
05:30	35	52	37	77	30	74	25	76	31	94	32	75
05:45	54	78	51	92	46	75	55	66	56	103	52	83
06:00	28	62	33	66	33	65	40	76	39	81	35	70
06:15	41	60	39	61	42	78	32	62	29	77	37	68
06:30	41	49	47	54	49	74	40	66	37	72	43	63
06:45	39	51	33	72	35	58	33	72	43	94	37	69
07:00	35	41	21	60	21	49	34	60	37	70	30	56
07:15	28	60	47	57	48	74	45	52	35	74	41	63
07:30	39	45	41	57	53	57	29	45	42	41	41	49
07:45	60	42	41	41	52	58	53	49	51	65	51	51
08:00	51	58	72	53	43	56	58	63	72	61	59	58
08:15	55	44	63	44	53	49	65	48	62	59	60	49
08:30	83	64	76	43	85	58	84	58	67	79	79	60
08:45	54	47	82	57	73	69	74	65	85	71	74	62
09:00	57	41	67	69	87	49	68	62	72	74	70	59
09:15	57	39	62	50	74	60	74	54	53	60	64	53
09:30	67	35	60	49	59	51	59	65	48	50	59	50
09:45	62	47	60	50	63	46	62	40	70	60	63	49
10:00	64	31	59	37	55	40	51	43	62	37	58	38
10:15	66	33	39	48	46	27	44	34	66	47	52	38
10:30	53	30	40	27	39	38	44	36	56	42	46	35
10:45	48	21	51	22	61	20	47	25	53	37	52	25
11:00	37	14	50	17	46	21	53	27	54	39	48	24
11:15	39	23	63	36	66	25	71	22	63	43	60	30
11:30	57	16	56	21	58	21	38	25	49	30	52	23
11:45	66	15	68	19	57	16	61	18	52	21	61	18
<b>Totals</b>	<b>1487</b>	<b>2157</b>	<b>1514</b>	<b>2352</b>	<b>1539</b>	<b>2472</b>	<b>1525</b>	<b>2584</b>	<b>1615</b>	<b>3081</b>	<b>1536</b>	<b>2529</b>
<b>Day Total</b>	<b>3644</b>		<b>3866</b>		<b>4011</b>		<b>4109</b>		<b>4696</b>		<b>4065</b>	
<b>AM Pct</b>	40.8%		39.2%		38.4%		37.1%		34.4%		37.8%	
<b>Peak Hour</b>	9:00	18:30	9:00	18:15	9:00	18:30	9:00	18:30	8:45	17:30	9:00	18:30
<b>Peak Volume</b>	712	342	778	436	773	493	746	397	752	389	749	400
<b>P.H.F</b>	0.9368	0.9396	0.8493	0.9561	0.9159	0.9337	0.9279	0.8941	0.9495	0.8037	0.9512	0.9496

**AECOM**

<b>7:00-8:00 AM</b>	162	150	174	161	165	162
<b>7:15-8:15 AM</b>	178	201	196	185	200	192
<b>7:30-8:30 AM</b>	205	217	201	205	227	211
<b>7:45-8:45 AM</b>	249	252	233	260	252	249
<b>8:00-9:00 AM</b>	243	293	254	281	286	271

<b>4:00-5:00 PM</b>	220	211	241	242	302	243
<b>4:15-5:15 PM</b>	212	238	256	278	310	259
<b>4:30-5:30 PM</b>	220	246	272	273	318	266
<b>4:45-5:45 PM</b>	229	265	277	293	337	280
<b>5:00-6:00 PM</b>	250	295	285	291	353	295

Client: |#REF!  
 File Number:  
 Route: |9 - Yale St  
 Location: |Between Olmsted Rd & Stanford Ave

Site Ref: | 09  
 Direction: | WB

Count Date	5/15/2023		5/16/2023		5/17/2023		5/18/2023		5/19/2023		Average	
	AM	PM	AM	PM	AM	PM	AM	PM	AM	PM	AM	PM
00:00	1	3	0	9	1	14	6	9	3	13	2	10
00:15	0	10	0	6	1	8	1	12	1	13	1	10
00:30	2	6	0	7	0	15	0	7	2	9	1	9
00:45	1	14	1	9	1	10	0	8	2	16	1	11
01:00	2	12	0	9	0	10	0	14	0	7	0	10
01:15	2	10	0	7	0	19	1	11	0	14	1	12
01:30	3	13	0	10	2	12	0	9	1	7	1	10
01:45	2	8	0	11	0	9	2	7	1	14	1	10
02:00	0	11	1	16	0	7	0	8	1	11	0	11
02:15	0	8	0	7	0	6	0	10	1	18	0	10
02:30	0	9	0	14	0	6	0	11	0	11	0	10
02:45	0	16	0	17	0	11	1	10	0	12	0	13
03:00	0	12	0	11	1	12	2	9	1	8	1	10
03:15	0	11	1	12	0	11	0	16	0	6	0	11
03:30	1	6	0	13	1	8	0	6	1	13	1	9
03:45	1	7	3	12	1	6	1	10	0	10	1	9
04:00	0	10	0	10	1	21	0	9	1	15	0	13
04:15	1	14	0	12	2	12	1	17	0	16	1	14
04:30	0	14	2	17	2	12	0	18	1	21	1	16
04:45	6	15	6	13	5	16	6	13	5	14	6	14
05:00	2	12	3	13	2	16	2	15	4	20	3	15
05:15	2	15	1	15	0	20	3	17	0	19	1	17
05:30	3	14	1	18	1	18	0	8	2	21	1	16
05:45	3	15	0	19	1	15	2	13	2	17	2	16
06:00	1	17	4	10	3	21	2	15	6	14	3	15
06:15	7	20	4	14	4	19	6	15	3	12	5	16
06:30	11	15	13	16	10	15	6	13	6	26	9	17
06:45	16	13	8	16	6	16	12	17	7	17	10	16
07:00	11	15	6	16	11	11	10	16	9	11	9	14
07:15	2	19	7	13	2	14	5	11	2	10	4	13
07:30	5	12	4	12	5	13	2	19	7	17	5	15
07:45	15	11	10	11	14	10	11	15	12	10	12	11
08:00	21	14	20	15	17	6	19	13	12	17	18	13
08:15	11	9	9	12	14	16	21	16	17	15	14	14
08:30	13	7	10	9	13	11	11	17	8	5	11	10
08:45	26	7	15	8	14	9	18	6	13	9	17	8
09:00	10	10	14	18	14	6	11	9	11	12	12	11
09:15	11	7	14	9	10	8	8	9	14	10	11	9
09:30	5	5	5	7	10	10	10	10	7	12	7	9
09:45	13	2	13	10	14	5	10	8	17	8	13	7
10:00	8	10	8	7	8	2	8	10	11	6	9	7
10:15	12	7	10	7	8	8	8	11	10	11	10	9
10:30	11	2	7	5	10	4	13	7	8	7	10	5
10:45	8	3	10	8	10	4	11	5	7	9	9	6
11:00	11	2	13	0	12	1	9	3	4	3	10	2
11:15	9	1	7	1	2	4	11	3	13	6	8	3
11:30	7	1	9	1	13	0	11	3	17	5	11	2
11:45	6	2	12	0	7	1	17	1	14	1	11	1
<b>Totals</b>	<b>282</b>	<b>476</b>	<b>251</b>	<b>512</b>	<b>253</b>	<b>508</b>	<b>278</b>	<b>519</b>	<b>264</b>	<b>578</b>	<b>266</b>	<b>519</b>
<b>Day Total</b>	<b>758</b>	<b>763</b>	<b>761</b>	<b>797</b>	<b>842</b>	<b>784</b>						

<b>AM Pct</b>	37.2%	32.9%	33.2%	34.9%	31.4%	33.9%						
<b>Peak Hour</b>	9:00	18:30	9:00	18:15	9:00	18:30	9:00	18:30	8:45	17:30	9:00	18:30
<b>Peak Volume</b>	712	342	778	436	773	493	746	397	752	389	749	400
<b>P.H.F</b>	0.9368	0.9396	0.8493	0.9561	0.9159	0.9337	0.9279	0.8941	0.9495	0.8037	0.9512	0.9496

**AECOM**

<b>7:00-8:00 AM</b>	33	27	32	28	30	30
<b>7:15-8:15 AM</b>	43	41	38	37	33	38
<b>7:30-8:30 AM</b>	52	43	50	53	48	49
<b>7:45-8:45 AM</b>	60	49	58	62	49	56
<b>8:00-9:00 AM</b>	71	54	58	69	50	60

<b>4:00-5:00 PM</b>	53	52	61	57	66	58
<b>4:15-5:15 PM</b>	55	55	56	63	71	60
<b>4:30-5:30 PM</b>	56	58	64	63	74	63
<b>4:45-5:45 PM</b>	56	59	70	53	74	62
<b>5:00-6:00 PM</b>	56	65	69	53	77	64

Client: |#REF!  
 File Number:  
 Route: |9 - Yale St  
 Location: |Between Olmsted Rd & Stanford Ave

Site Ref: | 09  
 Direction: | EB

Count Time	5/15/2023		5/16/2023		5/17/2023		5/18/2023		5/19/2023		Average	
	AM	PM	AM	PM	AM	PM	AM	PM	AM	PM	AM	PM
00:00	1	6	1	12	0	7	0	18	2	9	1	10
00:15	0	10	0	4	0	11	0	14	3	7	1	9
00:30	1	8	1	11	1	11	0	14	1	14	1	12
00:45	0	7	1	7	1	12	0	4	1	10	1	8
01:00	1	8	0	14	0	14	0	14	1	14	0	13
01:15	1	10	0	7	1	10	0	12	1	16	1	11
01:30	2	8	0	17	0	15	1	13	0	11	1	13
01:45	0	6	1	15	0	8	0	12	0	13	0	11
02:00	0	6	0	13	1	8	1	6	0	9	0	8
02:15	1	9	0	14	1	8	0	9	1	13	1	11
02:30	0	10	0	21	0	9	0	13	0	16	0	14
02:45	0	11	0	16	0	15	0	9	0	23	0	15
03:00	0	7	0	16	0	11	0	7	0	17	0	12
03:15	0	11	0	14	0	19	0	11	0	11	0	13
03:30	0	9	1	12	0	14	0	15	0	19	0	14
03:45	0	7	0	16	0	17	1	16	0	12	0	14
04:00	0	13	0	11	0	14	0	13	0	12	0	13
04:15	0	20	0	11	1	12	1	14	0	10	0	13
04:30	0	16	1	13	0	10	0	12	1	22	0	15
04:45	1	19	1	14	0	9	0	13	0	23	0	16
05:00	1	18	2	18	1	26	1	18	1	15	1	19
05:15	2	13	1	21	0	12	0	10	0	21	1	15
05:30	1	13	3	16	4	16	0	24	2	17	2	17
05:45	3	14	0	22	1	17	0	21	1	22	1	19
06:00	1	20	4	19	1	15	3	20	2	19	2	19
06:15	2	20	1	18	1	21	2	18	1	16	1	19
06:30	0	10	2	18	4	18	3	16	1	16	2	16
06:45	5	17	6	14	1	16	4	9	2	17	4	15
07:00	7	7	3	11	3	12	2	13	3	15	4	12
07:15	5	11	7	12	7	13	9	11	5	16	7	13
07:30	11	14	5	16	8	12	6	8	8	16	8	13
07:45	8	6	13	11	13	8	14	11	8	18	11	11
08:00	14	15	11	11	16	8	9	6	16	7	13	9
08:15	17	9	11	12	16	13	16	12	13	13	15	12
08:30	8	5	11	4	12	7	12	4	9	7	10	5
08:45	12	4	14	5	11	10	14	6	17	3	14	6
09:00	13	5	13	4	16	5	15	5	8	9	13	6
09:15	8	5	11	7	8	5	12	10	16	7	11	7
09:30	12	5	10	5	11	3	13	4	8	5	11	4
09:45	8	0	12	1	6	6	14	5	13	0	11	2
10:00	13	4	14	1	12	5	14	8	15	4	14	4
10:15	7	4	6	4	8	4	12	1	13	7	9	4
10:30	7	1	11	4	5	6	7	3	10	2	8	3
10:45	16	1	9	2	12	1	9	2	8	4	11	2
11:00	5	2	8	1	9	3	5	1	7	1	7	2
11:15	11	0	7	3	4	3	8	3	8	2	8	2
11:30	7	1	11	1	7	0	11	1	12	4	10	1
11:45	10	1	10	0	7	2	13	1	15	1	11	1
<b>Totals</b>	<b>222</b>	<b>426</b>	<b>223</b>	<b>519</b>	<b>210</b>	<b>501</b>	<b>232</b>	<b>490</b>	<b>233</b>	<b>565</b>	<b>224</b>	<b>500</b>
<b>Day Total</b>	<b>648</b>		<b>742</b>		<b>711</b>		<b>722</b>		<b>798</b>		<b>724</b>	
<b>AM Pct</b>	<b>34.3%</b>		<b>30.1%</b>		<b>29.5%</b>		<b>32.1%</b>		<b>29.2%</b>		<b>30.9%</b>	
<b>Peak Hour</b>	9:00	18:30	9:00	18:15	9:00	18:30	9:00	18:30	8:45	17:30	9:00	18:30
<b>Peak Volume</b>	712	342	778	436	773	493	746	397	752	389	749	400
<b>P.H.F</b>	0.9368	0.9396	0.8493	0.9561	0.9159	0.9337	0.9279	0.8941	0.9495	0.8037	0.9512	0.9496

**AECOM**

<b>7:00-8:00 AM</b>	31	28	31	31	24	29
<b>7:15-8:15 AM</b>	38	36	44	38	37	39
<b>7:30-8:30 AM</b>	50	40	53	45	45	47
<b>7:45-8:45 AM</b>	47	46	57	51	46	49
<b>8:00-9:00 AM</b>	51	47	55	51	55	52
<b>4:00-5:00 PM</b>	68	49	45	52	67	56
<b>4:15-5:15 PM</b>	73	56	57	57	70	63
<b>4:30-5:30 PM</b>	66	66	57	53	81	65
<b>4:45-5:45 PM</b>	63	69	63	65	76	67
<b>5:00-6:00 PM</b>	58	77	71	73	75	71



Client: |#REF!  
 File Number:  
 Route: | 10 - Wellesley St  
 Location: | Between Olmsted Rd & Stanford Ave

Site Ref: | 10  
 Direction: | WB

Count Time	5/15/2023		5/16/2023		5/17/2023		5/18/2023		5/19/2023		Average	
	AM	PM	AM	PM	AM	PM	AM	PM	AM	PM	AM	PM
00:00	1	1	2	3	1	2	2	2	6	2	2	2
00:15	1	5	3	3	0	4	2	6	1	2	1	4
00:30	0	3	1	5	0	7	1	3	2	4	1	4
00:45	1	4	3	4	3	4	0	8	0	4	1	5
01:00	3	5	0	3	0	3	0	7	0	6	1	5
01:15	2	7	2	9	2	12	0	7	2	9	2	9
01:30	0	2	0	5	0	3	0	7	2	5	0	4
01:45	0	5	0	3	0	2	1	2	0	8	0	4
02:00	0	2	1	5	2	3	1	5	0	7	1	4
02:15	1	8	0	1	0	6	0	4	1	7	0	5
02:30	0	5	0	4	0	7	0	4	0	8	0	6
02:45	0	4	0	7	0	3	0	4	0	10	0	6
03:00	0	5	0	5	1	2	0	6	0	2	0	4
03:15	0	2	0	4	0	5	0	8	0	11	0	6
03:30	2	5	0	10	0	8	1	6	0	14	1	9
03:45	0	4	0	9	0	9	0	5	0	3	0	6
04:00	0	9	1	6	0	6	0	9	1	8	0	8
04:15	0	8	0	8	0	5	1	5	0	11	0	7
04:30	0	8	1	5	0	8	0	5	0	11	0	7
04:45	0	7	1	10	0	7	1	6	0	7	0	7
05:00	0	7	0	14	0	11	0	8	0	10	0	10
05:15	1	10	0	11	0	11	1	3	0	15	0	10
05:30	0	3	0	6	0	10	0	8	1	11	0	8
05:45	1	6	2	12	1	11	0	9	0	6	1	9
06:00	2	10	1	9	1	16	4	8	2	14	2	11
06:15	2	10	2	14	3	11	3	7	3	11	3	11
06:30	2	12	2	17	2	9	2	11	5	6	3	11
06:45	1	8	4	7	3	10	1	7	1	11	2	9
07:00	0	10	2	15	2	7	0	5	2	13	1	10
07:15	2	11	5	8	2	11	4	12	2	12	3	11
07:30	2	8	2	7	1	8	3	10	0	3	2	7
07:45	5	6	4	4	4	7	5	4	4	10	4	6
08:00	7	10	3	12	7	10	6	13	6	10	6	11
08:15	8	9	5	5	3	9	5	11	5	10	5	9
08:30	5	6	4	5	2	14	6	5	2	6	4	7
08:45	5	5	5	9	7	8	4	6	5	6	5	7
09:00	3	7	10	6	2	9	3	9	2	8	4	8
09:15	2	4	10	9	7	9	4	14	5	8	6	9
09:30	6	9	9	8	6	13	3	8	3	7	5	9
09:45	7	2	5	10	7	6	7	9	7	8	7	7
10:00	6	2	6	8	2	7	6	10	6	12	5	8
10:15	4	1	8	7	0	4	3	4	4	6	4	4
10:30	8	8	7	5	5	2	4	5	6	9	6	6
10:45	3	2	3	5	3	3	4	3	2	8	3	4
11:00	3	4	7	2	7	3	5	6	6	1	6	3
11:15	6	0	1	1	5	2	6	4	7	9	5	3
11:30	4	4	3	1	5	4	2	4	1	2	3	3
11:45	7	0	4	1	10	2	4	6	8	5	7	3
<b>Totals</b>	<b>113</b>	<b>273</b>	<b>129</b>	<b>327</b>	<b>106</b>	<b>333</b>	<b>105</b>	<b>318</b>	<b>110</b>	<b>376</b>	<b>113</b>	<b>325</b>
<b>Day Total</b>	<b>386</b>		<b>456</b>		<b>439</b>		<b>423</b>		<b>486</b>		<b>438</b>	
<b>AM Pct</b>	29.3%		28.3%		24.1%		24.8%		22.6%		25.7%	
<b>Peak Hour</b>	9:00	18:30	9:00	18:15	9:00	18:30	9:00	18:30	8:45	17:30	9:00	18:30
<b>Peak Volume</b>	712	342	778	436	773	493	746	397	752	389	749	400
<b>P.H.F</b>	0.9368	0.9396	0.8493	0.9561	0.9159	0.9337	0.9279	0.8941	0.9495	0.8037	0.9512	0.9496

**AECOM**

<b>7:00-8:00 AM</b>	9	13	9	12	8	10
<b>7:15-8:15 AM</b>	16	14	14	18	12	15
<b>7:30-8:30 AM</b>	22	14	15	19	15	17
<b>7:45-8:45 AM</b>	25	16	16	22	17	19
<b>8:00-9:00 AM</b>	25	17	19	21	18	20
<b>4:00-5:00 PM</b>	32	29	26	25	37	30
<b>4:15-5:15 PM</b>	30	37	31	24	39	32
<b>4:30-5:30 PM</b>	32	40	37	22	43	35
<b>4:45-5:45 PM</b>	27	41	39	25	43	35
<b>5:00-6:00 PM</b>	26	43	43	28	42	36

Client: |#REF!  
 File Number:  
 Route: |10 - Wellesley St  
 Location: |Between Olmsted Rd & Stanford Ave

Site Ref: |10  
 Direction: |EB

Count Time	5/15/2023		5/16/2023		5/17/2023		5/18/2023		5/19/2023		Average	
	AM	PM	AM	PM	AM	PM	AM	PM	AM	PM	AM	PM
00:00	1	1	1	5	0	7	1	5	2	8	1	5
00:15	0	5	1	6	2	4	2	5	0	4	1	5
00:30	1	3	0	4	1	4	0	2	2	9	1	4
00:45	0	7	0	11	1	6	0	3	0	5	0	6
01:00	2	4	1	2	0	1	1	3	0	8	1	4
01:15	1	2	0	4	0	9	1	6	1	9	1	6
01:30	0	6	1	5	0	7	0	10	3	14	1	8
01:45	1	10	0	9	1	5	1	3	1	2	1	6
02:00	1	10	0	8	0	7	0	6	0	10	0	8
02:15	0	6	0	6	0	7	0	5	0	10	0	7
02:30	0	3	0	7	0	7	0	6	0	5	0	6
02:45	1	7	0	3	0	5	0	5	0	8	0	6
03:00	0	4	0	4	0	9	0	8	0	8	0	7
03:15	0	8	0	3	0	5	0	6	0	8	0	6
03:30	1	1	0	2	0	4	1	3	0	2	0	2
03:45	0	6	0	4	0	5	0	4	0	4	0	5
04:00	0	8	0	5	1	5	0	5	0	3	0	5
04:15	1	10	0	2	1	8	2	6	2	9	1	7
04:30	1	4	0	12	0	4	0	7	0	5	0	6
04:45	0	6	2	11	0	12	1	7	0	13	1	10
05:00	0	5	0	9	0	9	0	7	0	11	0	8
05:15	0	7	0	14	0	12	0	6	0	14	0	11
05:30	2	7	0	11	1	7	2	4	0	14	1	9
05:45	0	11	1	7	1	9	2	8	1	9	1	9
06:00	0	13	0	6	1	4	0	17	0	16	0	11
06:15	2	6	0	15	2	17	0	10	4	18	2	13
06:30	1	7	1	8	2	12	4	10	2	12	2	10
06:45	1	11	4	10	0	9	2	8	4	11	2	10
07:00	1	7	3	21	1	9	3	11	1	12	2	12
07:15	5	6	4	10	7	7	7	15	3	18	5	11
07:30	4	3	6	9	6	8	3	11	3	5	4	7
07:45	7	4	4	7	5	10	6	12	8	9	6	8
08:00	4	6	4	8	8	3	9	14	8	5	7	7
08:15	4	7	8	3	3	10	7	1	2	7	5	6
08:30	7	5	10	2	6	7	3	6	2	6	6	5
08:45	8	6	7	7	10	6	3	7	6	6	7	6
09:00	2	3	9	6	1	4	7	3	4	6	5	4
09:15	6	4	7	4	8	3	5	6	7	4	7	4
09:30	2	3	6	4	9	5	5	5	2	5	5	4
09:45	5	0	0	4	2	5	8	6	6	3	4	4
10:00	5	2	4	6	4	7	7	1	7	6	5	4
10:15	4	1	4	2	2	3	3	2	8	4	4	2
10:30	7	3	6	6	4	4	8	3	5	4	6	4
10:45	4	0	9	3	4	1	7	4	5	6	6	3
11:00	3	2	10	0	8	2	4	4	4	4	6	2
11:15	3	0	4	2	11	0	5	2	6	1	6	1
11:30	2	1	6	0	2	0	6	2	8	4	5	1
11:45	6	2	8	1	12	2	6	3	1	3	7	2
<b>Totals</b>	<b>106</b>	<b>243</b>	<b>131</b>	<b>298</b>	<b>127</b>	<b>296</b>	<b>132</b>	<b>293</b>	<b>118</b>	<b>367</b>	<b>123</b>	<b>299</b>
<b>Day Total</b>	<b>349</b>	<b>429</b>	<b>423</b>	<b>425</b>	<b>485</b>	<b>422</b>						
<b>AM Pct</b>	<b>30.4%</b>	<b>30.5%</b>	<b>30.0%</b>	<b>31.1%</b>	<b>24.3%</b>	<b>29.1%</b>						
Peak Hour	9:00	18:30	9:00	18:15	9:00	18:30	9:00	18:30	8:45	17:30	9:00	18:30
Peak Volume	712	342	778	436	773	493	746	397	752	389	749	400
P.H.F	0.9368	0.9396	0.8493	0.9561	0.9159	0.9337	0.9279	0.8941	0.9495	0.8037	0.9512	0.9496

**AECOM**

<b>7:00-8:00 AM</b>	17	17	19	19	15	17
<b>7:15-8:15 AM</b>	20	18	26	25	22	22
<b>7:30-8:30 AM</b>	19	22	22	25	21	22
<b>7:45-8:45 AM</b>	22	26	22	25	20	23
<b>8:00-9:00 AM</b>	23	29	27	22	18	24
<b>4:00-5:00 PM</b>	28	30	29	25	30	28
<b>4:15-5:15 PM</b>	25	34	33	27	38	31
<b>4:30-5:30 PM</b>	22	46	37	27	43	35
<b>4:45-5:45 PM</b>	25	45	40	24	52	37
<b>5:00-6:00 PM</b>	30	41	37	25	48	36

Client: |#REF!  
 File Number:  
 Route: | 11 - Oberlin St  
 Location: | Between Olmsted Rd & Stanford Ave

Site Ref: | 11  
 Direction: | WB

Count Date	5/15/2023		5/16/2023		5/17/2023		5/18/2023		5/19/2023		Average	
	AM	PM	AM	PM	AM	PM	AM	PM	AM	PM	AM	PM
00:00	1	1	0	4	1	2	1	1	2	4	1	2
00:15	2	0	1	2	0	3	0	0	0	5	1	2
00:30	0	2	0	2	1	9	1	3	0	3	0	4
00:45	0	2	2	3	0	2	1	1	0	2	1	2
01:00	0	3	0	1	0	12	0	2	0	3	0	4
01:15	0	1	0	3	0	11	0	6	1	9	0	6
01:30	0	1	0	5	0	6	0	5	0	2	0	4
01:45	1	2	0	1	0	1	1	3	0	4	0	2
02:00	0	12	0	20	0	2	0	10	0	13	0	11
02:15	0	4	0	13	0	5	0	9	0	6	0	7
02:30	1	6	0	3	0	4	0	3	0	8	0	5
02:45	0	4	0	5	0	1	0	4	0	2	0	3
03:00	0	2	0	3	1	1	0	2	0	4	0	2
03:15	0	3	0	5	0	3	0	6	0	2	0	4
03:30	0	6	0	0	0	3	0	1	0	5	0	3
03:45	0	7	1	4	0	5	0	7	0	12	0	7
04:00	0	4	0	4	0	6	0	6	0	3	0	5
04:15	0	9	1	4	0	3	0	2	0	7	0	5
04:30	0	4	0	3	0	5	0	5	0	5	0	4
04:45	0	1	0	3	0	4	0	3	0	6	0	3
05:00	1	5	1	3	1	4	1	1	2	4	1	3
05:15	0	3	0	6	0	2	0	3	0	8	0	4
05:30	2	4	2	5	1	7	1	5	0	2	1	5
05:45	1	3	1	12	0	3	0	3	0	3	0	5
06:00	0	4	2	2	0	9	2	6	3	7	1	6
06:15	2	7	0	3	4	5	1	12	1	8	2	7
06:30	0	6	2	2	0	8	1	4	0	5	1	5
06:45	2	5	1	4	1	8	3	6	2	7	2	6
07:00	4	3	4	3	3	2	1	4	2	4	3	3
07:15	5	6	3	7	2	3	5	6	4	2	4	5
07:30	4	3	5	2	6	5	7	3	4	4	5	3
07:45	29	3	18	3	17	1	14	3	20	5	20	3
08:00	35	4	49	4	53	3	38	5	36	3	42	4
08:15	6	1	3	1	4	2	5	1	4	8	4	3
08:30	5	1	6	2	6	7	10	4	5	5	6	4
08:45	10	2	6	4	3	3	3	0	1	5	5	3
09:00	3	6	4	7	4	2	4	4	6	7	4	5
09:15	5	3	3	3	4	4	6	3	6	2	5	3
09:30	2	4	1	3	3	3	1	4	3	3	2	3
09:45	2	1	4	2	3	1	5	5	4	4	4	3
10:00	2	2	3	1	1	7	1	2	1	4	2	3
10:15	5	0	3	6	2	2	0	1	2	3	2	2
10:30	3	1	0	2	3	2	2	0	4	3	2	2
10:45	4	1	0	3	2	1	0	3	2	4	2	2
11:00	1	1	1	1	6	2	1	1	4	1	3	1
11:15	3	1	3	0	4	2	3	1	3	4	3	2
11:30	3	0	3	2	2	0	4	1	5	2	3	1
11:45	4	1	3	0	1	3	2	0	3	1	3	1
<b>Totals</b>	<b>148</b>	<b>155</b>	<b>136</b>	<b>181</b>	<b>139</b>	<b>189</b>	<b>125</b>	<b>170</b>	<b>130</b>	<b>223</b>	<b>136</b>	<b>184</b>
<b>Day Total</b>	<b>303</b>		<b>317</b>		<b>328</b>		<b>295</b>		<b>353</b>		<b>319</b>	
<b>AM Pct</b>	<b>48.8%</b>		<b>42.9%</b>		<b>42.4%</b>		<b>42.4%</b>		<b>36.8%</b>		<b>42.5%</b>	
<b>Peak Hour</b>	9:00	18:30	9:00	18:15	9:00	18:30	9:00	18:30	8:45	17:30	9:00	18:30
<b>Peak Volume</b>	712	342	778	436	773	493	746	397	752	389	749	400
<b>P.H.F</b>	0.9368	0.9396	0.8493	0.9561	0.9159	0.9337	0.9279	0.8941	0.9495	0.8037	0.9512	0.9496

**AECOM**

<b>7:00-8:00 AM</b>	42	30	28	27	30	31
<b>7:15-8:15 AM</b>	73	75	78	64	64	71
<b>7:30-8:30 AM</b>	74	75	80	64	64	71
<b>7:45-8:45 AM</b>	75	76	80	67	65	73
<b>8:00-9:00 AM</b>	56	64	66	56	46	58
<b>4:00-5:00 PM</b>	18	14	18	16	21	17
<b>4:15-5:15 PM</b>	19	13	16	11	22	16
<b>4:30-5:30 PM</b>	13	15	15	12	23	16
<b>4:45-5:45 PM</b>	13	17	17	12	20	16
<b>5:00-6:00 PM</b>	15	26	16	12	17	17

Client: |#REF!  
 File Number:  
 Route: | 11 - Oberlin St  
 Location: | Between Olmsted Rd & Stanford Ave

Site Ref: | 11  
 Direction: | EB

Count Date	5/15/2023		5/16/2023		5/17/2023		5/18/2023		5/19/2023		Average	
	AM	PM	AM	PM	AM	PM	AM	PM	AM	PM	AM	PM
00:00	2	5	0	4	0	4	0	3	1	6	1	4
00:15	0	1	1	2	1	4	1	2	2	4	1	3
00:30	0	8	0	7	0	8	0	5	0	4	0	6
00:45	0	7	1	3	0	2	0	3	0	8	0	5
01:00	0	3	0	5	1	4	0	4	0	9	0	5
01:15	0	3	0	7	1	16	0	1	1	5	0	6
01:30	0	1	0	3	0	7	1	5	0	4	0	4
01:45	0	3	0	7	0	3	0	3	0	4	0	4
02:00	0	5	0	4	1	2	0	3	0	4	0	4
02:15	0	15	0	11	0	3	0	9	0	9	0	9
02:30	0	3	1	4	0	2	0	8	0	13	0	6
02:45	0	6	0	9	0	5	0	10	0	9	0	8
03:00	0	5	0	6	1	8	0	4	0	3	0	5
03:15	0	5	0	4	0	6	0	4	0	3	0	4
03:30	0	3	0	3	0	1	0	4	0	6	0	3
03:45	0	5	0	7	0	6	0	4	0	5	0	5
04:00	0	7	1	7	0	5	0	3	0	3	0	5
04:15	0	8	0	7	0	10	0	6	0	11	0	8
04:30	0	7	0	8	0	5	0	6	0	10	0	7
04:45	0	4	0	4	0	9	0	5	0	9	0	6
05:00	0	7	0	6	1	5	0	9	0	8	0	7
05:15	0	7	0	7	0	7	0	7	1	11	0	8
05:30	0	5	0	8	0	3	0	6	0	13	0	7
05:45	1	3	1	9	0	7	1	7	0	6	1	6
06:00	0	4	0	10	0	14	0	4	0	7	0	8
06:15	1	7	0	5	0	5	0	8	0	8	0	7
06:30	0	5	0	13	0	10	0	7	0	8	0	9
06:45	0	8	0	4	0	3	0	4	0	9	0	6
07:00	0	7	1	8	3	2	2	6	6	0	2	5
07:15	6	9	5	5	3	6	4	8	3	10	4	8
07:30	2	4	3	5	4	5	4	6	6	4	4	5
07:45	2	3	1	2	4	3	1	3	3	10	2	4
08:00	9	4	9	4	11	4	11	0	14	6	11	4
08:15	6	1	8	2	2	2	5	2	7	3	6	2
08:30	8	2	4	4	3	4	7	6	2	6	5	4
08:45	10	2	6	4	4	2	4	3	7	3	6	3
09:00	6	5	8	1	9	4	5	3	6	2	7	3
09:15	5	3	2	1	3	3	5	0	4	5	4	2
09:30	2	5	4	1	4	2	2	0	3	4	3	2
09:45	5	0	3	1	1	2	4	3	7	2	4	2
10:00	4	1	2	1	4	0	5	2	2	1	3	1
10:15	2	0	3	2	5	1	4	4	4	1	4	2
10:30	1	1	2	0	0	1	3	0	1	1	1	1
10:45	3	1	3	1	5	0	3	1	3	1	3	1
11:00	3	0	4	0	6	2	3	0	2	0	4	0
11:15	3	2	3	1	7	1	4	0	9	1	5	1
11:30	1	1	1	2	3	1	3	1	1	1	2	1
11:45	7	2	6	2	6	0	7	1	8	2	7	1
<b>Totals</b>	<b>89</b>	<b>203</b>	<b>83</b>	<b>221</b>	<b>93</b>	<b>209</b>	<b>89</b>	<b>193</b>	<b>103</b>	<b>262</b>	<b>91</b>	<b>218</b>
<b>Day Total</b>	<b>292</b>	<b>304</b>	<b>302</b>	<b>282</b>	<b>365</b>	<b>309</b>						
<b>AM Pct</b>	30.5%		27.3%		30.8%		31.6%		28.2%		29.6%	
<b>Peak Hour</b>	9:00	18:30	9:00	18:15	9:00	18:30	9:00	18:30	8:45	17:30	9:00	18:30
<b>Peak Volume</b>	712	342	778	436	773	493	746	397	752	389	749	400
<b>P.H.F</b>	0.9368	0.9396	0.8493	0.9561	0.9159	0.9337	0.9279	0.8941	0.9495	0.8037	0.9512	0.9496

**AECOM**

<b>7:00-8:00 AM</b>	10	10	14	11	18	13
<b>7:15-8:15 AM</b>	19	18	22	20	26	21
<b>7:30-8:30 AM</b>	19	21	21	21	30	22
<b>7:45-8:45 AM</b>	25	22	20	24	26	23
<b>8:00-9:00 AM</b>	33	27	20	27	30	27
<b>4:00-5:00 PM</b>	26	26	29	20	33	27
<b>4:15-5:15 PM</b>	26	25	29	26	38	29
<b>4:30-5:30 PM</b>	25	25	26	27	38	28
<b>4:45-5:45 PM</b>	23	25	24	27	41	28
<b>5:00-6:00 PM</b>	22	30	22	29	38	28

Client: |#REF!  
 File Number:  
 Route: |12 - Olmsted Rd  
 Location: |North of Escondido Rd

Site Ref: |12  
 Direction: |NB

Count Time	5/15/2023		5/16/2023		5/17/2023		5/18/2023		5/19/2023		Average	
	AM	PM	AM	PM	AM	PM	AM	PM	AM	PM	AM	PM
00:00	0	6	0	0	0	2	0	1	1	2	0	2
00:15	0	1	1	7	0	7	0	2	1	1	0	4
00:30	1	3	0	4	0	4	0	3	0	3	0	3
00:45	0	7	0	5	0	7	0	4	0	3	0	5
01:00	0	0	0	6	0	9	1	2	0	4	0	4
01:15	0	2	0	8	0	7	0	6	0	4	0	5
01:30	0	1	0	6	0	5	0	10	0	1	0	5
01:45	0	2	0	6	0	0	0	6	0	4	0	4
02:00	0	8	0	5	1	1	0	6	0	12	0	6
02:15	0	9	0	12	0	3	0	8	0	11	0	9
02:30	0	1	0	1	0	2	0	3	0	4	0	2
02:45	0	5	0	3	0	1	0	11	0	6	0	5
03:00	0	1	0	5	0	1	0	3	0	2	0	2
03:15	0	1	0	1	0	2	0	1	0	4	0	2
03:30	0	3	0	1	0	3	0	4	0	2	0	3
03:45	0	6	0	2	0	8	0	5	0	7	0	6
04:00	0	3	0	1	1	1	0	1	0	5	0	2
04:15	0	4	0	5	0	7	0	2	0	2	0	4
04:30	0	5	0	4	0	2	0	1	0	2	0	3
04:45	0	1	0	3	0	3	0	4	0	5	0	3
05:00	0	3	0	5	0	4	0	4	0	1	0	3
05:15	0	4	0	3	0	2	0	3	0	4	0	3
05:30	0	7	0	2	0	2	0	5	0	4	0	4
05:45	0	7	1	4	0	6	2	1	0	2	1	4
06:00	0	0	3	3	1	3	1	1	1	2	1	2
06:15	5	2	3	2	2	1	3	4	4	1	3	2
06:30	0	3	0	3	2	4	0	3	2	5	1	4
06:45	0	2	1	3	1	1	2	1	0	0	1	1
07:00	5	1	2	3	5	1	3	1	5	0	4	1
07:15	4	0	6	3	2	1	4	3	4	1	4	2
07:30	7	1	6	0	7	1	7	0	8	3	7	1
07:45	6	2	6	1	8	3	4	1	5	0	6	1
08:00	9	2	11	0	19	1	13	2	10	1	12	1
08:15	4	2	6	1	5	0	3	0	1	1	4	1
08:30	1	0	1	0	1	2	6	1	3	3	2	1
08:45	7	0	11	3	4	1	5	1	0	1	5	1
09:00	6	1	6	0	1	1	0	2	2	0	3	1
09:15	3	1	0	1	4	1	1	0	4	1	2	1
09:30	3	0	0	0	0	0	1	0	1	1	1	0
09:45	3	2	1	0	4	1	0	0	1	0	2	1
10:00	2	0	3	0	3	0	5	1	0	1	3	0
10:15	0	0	3	0	1	2	1	1	2	0	1	1
10:30	4	2	3	0	0	0	1	2	0	0	2	1
10:45	2	0	1	0	1	1	4	1	1	0	2	0
11:00	7	1	5	0	4	1	5	0	4	0	5	0
11:15	13	0	4	1	8	0	9	0	10	0	9	0
11:30	5	0	4	1	6	0	4	0	3	0	4	0
11:45	3	0	3	0	3	1	1	2	4	0	3	1
<b>Totals</b>	<b>100</b>	<b>112</b>	<b>91</b>	<b>124</b>	<b>94</b>	<b>116</b>	<b>86</b>	<b>123</b>	<b>77</b>	<b>116</b>	<b>90</b>	<b>118</b>
<b>Day Total</b>	<b>212</b>	<b>215</b>	<b>210</b>	<b>209</b>	<b>193</b>	<b>208</b>						
<b>AM Pct</b>	<b>47.2%</b>	<b>42.3%</b>	<b>44.8%</b>	<b>41.1%</b>	<b>39.9%</b>	<b>43.1%</b>						
<b>Peak Hour</b>	9:00	18:30	9:00	18:15	9:00	18:30	9:00	18:30	8:45	17:30	9:00	18:30
<b>Peak Volume</b>	712	342	778	436	773	493	746	397	752	389	749	400
<b>P.H.F</b>	0.9368	0.9396	0.8493	0.9561	0.9159	0.9337	0.9279	0.8941	0.9495	0.8037	0.9512	0.9496

**AECOM**

<b>7:00-8:00 AM</b>	22	20	22	18	22	21
<b>7:15-8:15 AM</b>	26	29	36	28	27	29
<b>7:30-8:30 AM</b>	26	29	39	27	24	29
<b>7:45-8:45 AM</b>	20	24	33	26	19	24
<b>8:00-9:00 AM</b>	21	29	29	27	14	24
<b>4:00-5:00 PM</b>	13	13	13	8	14	12
<b>4:15-5:15 PM</b>	13	17	16	11	10	13
<b>4:30-5:30 PM</b>	13	15	11	12	12	13
<b>4:45-5:45 PM</b>	15	13	11	16	14	14
<b>5:00-6:00 PM</b>	21	14	14	13	11	15

Client: |#REF!  
 File Number:  
 Route: | 12 - Olmsted Rd  
 Location: | North of Escondido Rd

Site Ref: | 12  
 Direction: | SB

Count Date	5/16/2023		5/17/2023		5/18/2023		5/19/2023		Average			
	AM	PM	AM	PM	AM	PM	AM	PM	AM	PM		
00:00	0	1	0	2	0	5	0	2	1	2	0	2
00:15	0	4	0	2	0	1	0	6	0	1	0	3
00:30	1	3	0	2	0	4	1	2	0	3	0	3
00:45	0	4	0	6	0	6	0	3	0	4	0	5
01:00	0	2	0	4	0	12	0	2	0	4	0	5
01:15	0	3	0	4	0	11	1	6	0	1	0	5
01:30	0	2	0	4	0	7	0	7	0	1	0	4
01:45	0	4	0	2	0	3	0	5	0	2	0	3
02:00	0	7	0	10	0	1	0	11	0	11	0	8
02:15	0	13	0	17	0	3	0	9	0	13	0	11
02:30	0	3	0	9	0	1	0	8	0	9	0	6
02:45	0	8	0	8	0	3	0	10	0	11	0	8
03:00	0	3	0	3	0	1	1	3	0	2	0	2
03:15	0	2	0	5	0	3	0	5	0	6	0	4
03:30	0	9	0	2	0	1	0	5	0	3	0	4
03:45	0	5	0	2	0	3	0	7	0	5	0	4
04:00	0	5	0	6	0	8	0	6	0	5	0	6
04:15	0	8	0	4	0	4	0	5	0	11	0	6
04:30	0	4	0	3	0	4	0	5	0	5	0	4
04:45	0	5	0	3	0	4	0	4	0	7	0	5
05:00	0	5	0	3	0	3	0	6	0	3	0	4
05:15	0	6	1	5	0	4	0	2	0	2	0	4
05:30	1	1	0	5	1	2	1	1	0	2	1	2
05:45	0	5	1	4	0	5	1	6	0	5	0	5
06:00	1	3	1	4	1	4	2	2	3	4	2	3
06:15	1	2	2	1	1	7	0	2	2	2	1	3
06:30	0	3	1	2	2	2	1	0	0	1	1	2
06:45	0	2	0	1	0	1	1	5	1	4	0	3
07:00	1	2	1	2	1	2	1	3	0	1	1	2
07:15	4	1	1	3	2	1	4	2	1	3	2	2
07:30	4	0	5	0	4	2	6	2	6	1	5	1
07:45	22	3	22	1	22	0	14	1	18	3	20	2
08:00	38	0	48	0	52	0	47	0	37	2	44	0
08:15	6	1	5	0	7	2	6	2	5	1	6	1
08:30	6	0	5	1	7	0	10	1	4	3	6	1
08:45	10	0	6	1	7	1	3	1	2	0	6	1
09:00	2	0	12	0	3	0	5	1	7	2	6	1
09:15	3	0	5	1	4	0	3	0	3	1	4	0
09:30	1	0	4	0	1	0	0	0	2	0	2	0
09:45	4	0	3	0	3	1	0	0	4	0	3	0
10:00	1	0	5	2	6	0	4	0	1	0	3	0
10:15	4	1	1	0	3	0	2	0	2	1	2	0
10:30	3	0	4	0	1	0	1	0	0	0	2	0
10:45	8	2	2	0	2	0	0	1	3	0	3	1
11:00	2	0	7	0	4	0	1	0	2	0	3	0
11:15	5	1	3	1	7	0	5	0	0	1	4	1
11:30	4	0	5	0	13	0	6	0	8	0	7	0
11:45	8	0	6	0	9	1	11	0	12	0	9	0
<b>Totals</b>	<b>140</b>	<b>133</b>	<b>156</b>	<b>135</b>	<b>163</b>	<b>123</b>	<b>138</b>	<b>149</b>	<b>124</b>	<b>148</b>	<b>144</b>	<b>138</b>
<b>Day Total</b>	<b>273</b>		<b>291</b>		<b>286</b>		<b>287</b>		<b>272</b>		<b>282</b>	
<b>AM Pct</b>	51.3%		53.6%		57.0%		48.1%		45.6%		51.2%	
<b>Peak Hour</b>	9:00	18:30	9:00	18:15	9:00	18:30	9:00	18:30	8:45	17:30	9:00	18:30
<b>Peak Volume</b>	712	342	778	436	773	493	746	397	752	389	749	400
<b>P.H.F</b>	0.9368	0.9396	0.8493	0.9561	0.9159	0.9337	0.9279	0.8941	0.9495	0.8037	0.9512	0.9496

**AECOM**

<b>7:00-8:00 AM</b>	31	29	29	25	25	28
<b>7:15-8:15 AM</b>	68	76	80	71	62	71
<b>7:30-8:30 AM</b>	70	80	85	73	66	75
<b>7:45-8:45 AM</b>	72	80	88	77	64	76
<b>8:00-9:00 AM</b>	60	64	73	66	48	62
<b>4:00-5:00 PM</b>	22	16	20	20	28	21
<b>4:15-5:15 PM</b>	22	13	15	20	26	19
<b>4:30-5:30 PM</b>	20	14	15	17	17	17
<b>4:45-5:45 PM</b>	17	16	13	13	14	15
<b>5:00-6:00 PM</b>	17	17	14	15	12	15

Client: |#REF!  
 File Number:  
 Route: |13 - Bowdoin St  
 Location: |Between Stanford Ave & Pine Hill Rd

Site Ref: |13  
 Direction: |WB

Count Date	5/15/2023		5/16/2023		5/17/2023		5/18/2023		5/19/2023		Average	
	AM	PM	AM	PM	AM	PM	AM	PM	AM	PM	AM	PM
00:00	10	51	9	47	4	48	6	48	8	53	7	49
00:15	6	37	4	43	6	54	6	51	5	58	5	49
00:30	4	45	4	60	4	56	6	50	9	74	5	57
00:45	6	52	3	52	4	42	3	55	9	60	5	52
01:00	4	37	1	42	4	40	2	53	6	60	3	46
01:15	1	61	1	41	1	57	2	62	6	49	2	54
01:30	1	36	1	45	1	52	1	40	3	65	1	48
01:45	3	41	0	48	3	44	3	38	3	61	2	46
02:00	6	35	1	38	2	48	0	39	1	55	2	43
02:15	1	44	2	47	1	47	1	43	1	62	1	49
02:30	0	45	1	43	1	39	0	40	3	66	1	47
02:45	1	59	0	56	2	61	0	63	0	61	1	60
03:00	2	36	3	36	0	46	1	29	2	62	2	42
03:15	2	59	0	43	0	53	1	53	2	61	1	54
03:30	0	33	3	64	1	66	2	48	1	64	1	55
03:45	1	52	1	64	0	71	2	58	2	72	1	63
04:00	5	50	2	47	3	57	3	44	4	90	3	58
04:15	3	61	3	57	3	62	2	50	3	58	3	58
04:30	1	48	1	60	5	49	5	55	4	60	3	54
04:45	11	47	12	56	10	59	10	68	12	67	11	59
05:00	13	53	8	67	10	63	13	54	14	71	12	62
05:15	22	68	19	63	23	74	18	66	11	85	19	71
05:30	30	57	36	73	36	47	29	61	33	78	33	63
05:45	59	67	68	72	55	53	66	65	63	87	62	69
06:00	45	50	49	67	45	63	51	76	39	61	46	63
06:15	43	56	58	58	52	78	42	58	38	79	47	66
06:30	44	58	46	48	44	54	53	48	45	80	46	58
06:45	43	46	56	63	50	53	50	68	46	73	49	61
07:00	37	42	49	56	58	43	50	45	53	47	49	47
07:15	57	38	36	39	55	47	60	34	59	68	53	45
07:30	77	47	67	37	87	35	79	46	84	55	79	44
07:45	87	45	84	51	93	37	97	38	85	55	89	45
08:00	78	40	98	44	109	28	97	34	97	48	96	39
08:15	105	34	108	25	113	34	95	30	60	52	96	35
08:30	86	38	105	40	105	35	99	45	92	40	97	40
08:45	109	36	111	30	109	28	106	46	91	30	105	34
09:00	91	26	112	31	104	35	81	32	78	29	93	31
09:15	82	19	92	29	88	32	87	26	81	34	86	28
09:30	59	32	96	28	93	19	74	26	61	27	77	26
09:45	90	16	63	28	60	20	78	25	88	27	76	23
10:00	63	14	68	17	54	17	51	20	43	17	56	17
10:15	43	18	57	13	60	23	65	18	59	22	57	19
10:30	32	14	48	18	50	14	54	18	43	29	45	19
10:45	55	9	60	14	72	16	54	16	53	19	59	15
11:00	55	7	66	9	71	11	61	13	47	13	60	11
11:15	57	9	56	14	73	8	56	7	63	16	61	11
11:30	51	14	55	9	52	9	50	11	52	14	52	11
11:45	57	7	57	8	64	6	61	9	101	14	68	9
<b>Totals</b>	<b>1738</b>	<b>1889</b>	<b>1880</b>	<b>2040</b>	<b>1940</b>	<b>2033</b>	<b>1833</b>	<b>2022</b>	<b>1763</b>	<b>2528</b>	<b>1831</b>	<b>2102</b>
<b>Day Total</b>	<b>3627</b>	<b>3920</b>	<b>3973</b>	<b>3855</b>	<b>4291</b>	<b>3933</b>						
<b>AM Pct</b>	<b>47.9%</b>	<b>48.0%</b>	<b>48.8%</b>	<b>47.5%</b>	<b>41.1%</b>	<b>46.5%</b>						
Peak Hour	9:00	18:30	9:00	18:15	9:00	18:30	9:00	18:30	8:45	17:30	9:00	18:30
Peak Volume	712	342	778	436	773	493	746	397	752	389	749	400
P.H.F	0.9368	0.9396	0.8493	0.9561	0.9159	0.9337	0.9279	0.8941	0.9495	0.8037	0.9512	0.9496

**AECOM**

<b>7:00-8:00 AM</b>	258	236	293	286	281	271
<b>7:15-8:15 AM</b>	299	285	344	333	325	317
<b>7:30-8:30 AM</b>	347	357	402	368	326	360
<b>7:45-8:45 AM</b>	356	395	420	388	334	379
<b>8:00-9:00 AM</b>	378	422	436	397	340	395
<b>4:00-5:00 PM</b>	206	220	227	217	275	229
<b>4:15-5:15 PM</b>	209	240	233	227	256	233
<b>4:30-5:30 PM</b>	216	246	245	243	283	247
<b>4:45-5:45 PM</b>	225	259	243	249	301	255
<b>5:00-6:00 PM</b>	245	275	237	246	321	265

Client: |#REF!  
 File Number:  
 Route: |13 - Bowdoin St  
 Location: |Between Stanford Ave & Pine Hill Rd

Site Ref: |13  
 Direction: |EB

Count Date	5/15/2023		5/16/2023		5/17/2023		5/18/2023		5/19/2023		Average	
	AM	PM	AM	PM	AM	PM	AM	PM	AM	PM	AM	PM
00:00	8	35	10	50	9	39	11	46	13	58	10	46
00:15	9	26	7	48	2	42	7	52	7	44	6	42
00:30	5	40	7	21	9	49	7	47	7	72	7	46
00:45	3	46	6	37	3	44	6	39	9	61	5	45
01:00	4	35	5	54	2	61	6	61	3	56	4	53
01:15	4	54	2	37	2	58	5	48	7	65	4	52
01:30	3	39	2	59	2	49	3	69	4	70	3	57
01:45	1	41	2	46	0	67	3	66	4	69	2	58
02:00	2	68	0	66	0	73	2	74	2	74	1	71
02:15	4	69	3	70	2	61	3	81	5	75	3	71
02:30	1	94	3	102	5	87	3	86	2	117	3	97
02:45	2	69	2	84	4	56	2	68	3	93	3	74
03:00	0	55	1	85	2	89	0	72	1	91	1	78
03:15	2	85	0	94	1	100	1	95	2	102	1	95
03:30	1	88	2	92	1	89	1	88	1	74	1	86
03:45	1	72	1	69	1	72	1	68	1	89	1	74
04:00	0	77	1	78	0	94	0	119	1	82	0	90
04:15	2	76	0	91	0	82	2	157	3	96	1	100
04:30	0	93	1	95	2	116	2	129	0	100	1	107
04:45	0	85	0	112	0	120	0	143	0	96	0	111
05:00	2	121	2	132	3	111	1	146	0	124	2	127
05:15	5	120	3	123	1	116	3	135	2	137	3	126
05:30	3	76	3	107	5	114	3	122	2	92	3	102
05:45	2	74	7	108	4	95	4	126	4	126	4	106
06:00	5	91	5	97	4	93	5	102	3	112	4	99
06:15	5	85	3	111	6	70	8	104	6	84	6	91
06:30	6	76	7	89	4	89	4	100	5	75	5	86
06:45	9	80	15	71	13	81	7	81	15	77	12	78
07:00	14	53	13	68	16	59	8	80	13	64	13	65
07:15	16	49	23	74	19	54	23	69	27	69	22	63
07:30	16	62	20	54	21	62	25	48	20	65	20	58
07:45	35	45	36	62	37	45	41	47	40	54	38	51
08:00	42	46	36	65	37	72	41	52	39	57	39	58
08:15	28	55	28	59	35	46	30	64	33	47	31	54
08:30	25	32	42	36	41	41	32	49	27	54	33	42
08:45	39	36	32	35	38	46	31	58	29	54	34	46
09:00	37	51	46	44	49	57	28	47	26	56	37	51
09:15	31	44	29	40	30	58	36	53	32	31	32	45
09:30	32	23	36	39	29	39	29	36	29	38	31	35
09:45	38	28	28	25	37	28	30	37	41	19	35	27
10:00	29	25	32	22	44	21	30	28	30	35	33	26
10:15	23	21	29	24	22	18	30	27	28	41	26	26
10:30	18	11	40	19	31	19	34	24	33	24	31	19
10:45	37	13	27	16	33	22	28	16	47	24	34	18
11:00	22	9	32	11	38	14	30	8	46	16	34	12
11:15	36	13	22	10	36	14	29	13	57	21	36	14
11:30	36	7	53	6	45	7	43	13	40	13	43	9
11:45	42	11	37	11	41	16	34	10	53	17	41	13
<b>Totals</b>	<b>685</b>	<b>2604</b>	<b>741</b>	<b>2948</b>	<b>766</b>	<b>2955</b>	<b>712</b>	<b>3303</b>	<b>802</b>	<b>3210</b>	<b>741</b>	<b>3004</b>
<b>Day Total</b>	<b>3289</b>		<b>3689</b>		<b>3721</b>		<b>4015</b>		<b>4012</b>		<b>3745</b>	

<b>AM Pct</b>	20.8%		20.1%		20.6%		17.7%		20.0%		19.8%	
<b>Peak Hour</b>	9:00	18:30	9:00	18:15	9:00	18:30	9:00	18:30	8:45	17:30	9:00	18:30
<b>Peak Volume</b>	712	342	778	436	773	493	746	397	752	389	749	400
<b>P.H.F</b>	0.9368	0.9396	0.8493	0.9561	0.9159	0.9337	0.9279	0.8941	0.9495	0.8037	0.9512	0.9496

<b>AECOM</b>												
<b>7:00-8:00 AM</b>	81		92		93		97		100		93	
<b>7:15-8:15 AM</b>	109		115		114		130		126		119	
<b>7:30-8:30 AM</b>	121		120		130		137		132		128	
<b>7:45-8:45 AM</b>	130		142		150		144		139		141	
<b>8:00-9:00 AM</b>	134		138		151		134		128		137	
<b>4:00-5:00 PM</b>		331		376		412		548		374		408
<b>4:15-5:15 PM</b>		375		430		429		575		416		445
<b>4:30-5:30 PM</b>		419		462		463		553		457		471
<b>4:45-5:45 PM</b>		402		474		461		546		449		466
<b>5:00-6:00 PM</b>		391		470		436		529		479		461



Client: |#REF!  
 File Number:  
 Route: |14 - Raimundo Way  
 Location: |Between Stanford Ave & Pine Hill Rd

Site Ref: | 14  
 Direction: | WB

Count Time	5/15/2023		5/16/2023		5/17/2023		5/18/2023		5/19/2023		Average	
	AM	PM	AM	PM	AM	PM	AM	PM	AM	PM	AM	PM
00:00	1	13	0	7	0	7	0	7	2	11	1	9
00:15	1	10	0	7	0	13	1	13	0	10	0	11
00:30	1	10	1	9	1	10	1	17	0	8	1	11
00:45	0	9	0	12	0	9	1	14	0	12	0	11
01:00	0	8	0	9	0	12	1	9	1	10	0	10
01:15	0	12	0	11	1	16	0	6	2	11	1	11
01:30	1	14	0	12	0	10	1	8	0	11	0	11
01:45	1	11	0	6	0	7	1	17	0	8	0	10
02:00	0	7	0	10	1	12	1	7	1	11	1	9
02:15	1	12	1	13	0	9	0	9	1	16	1	12
02:30	0	8	0	12	1	5	1	12	0	12	0	10
02:45	1	10	0	10	0	10	0	9	1	7	0	9
03:00	0	7	0	6	1	12	0	12	0	8	0	9
03:15	0	9	0	15	0	15	0	13	0	12	0	13
03:30	0	14	0	11	0	8	0	6	0	16	0	11
03:45	0	12	0	9	0	20	0	11	0	15	0	13
04:00	0	18	0	6	0	6	1	15	0	18	0	13
04:15	0	6	1	18	1	7	0	12	1	14	1	11
04:30	0	8	1	10	1	11	0	16	0	16	0	12
04:45	0	7	0	13	0	12	0	11	0	15	0	12
05:00	2	7	0	11	0	14	0	18	0	16	0	13
05:15	1	15	0	12	1	16	1	9	1	9	1	12
05:30	0	14	0	12	0	22	0	14	0	15	0	15
05:45	2	9	2	10	0	14	2	19	3	13	2	13
06:00	0	12	2	11	1	14	1	18	1	10	1	13
06:15	1	9	1	12	3	6	6	13	4	12	3	10
06:30	4	12	6	11	5	11	8	6	5	14	6	11
06:45	4	2	5	9	3	10	3	11	8	5	5	7
07:00	5	9	7	9	6	10	5	12	5	7	6	9
07:15	8	5	7	9	13	8	6	7	4	10	8	8
07:30	10	4	10	6	11	10	14	6	7	5	10	6
07:45	16	8	10	6	14	6	12	8	18	6	14	7
08:00	18	6	17	7	15	10	19	5	19	9	18	7
08:15	10	7	13	5	5	6	12	8	13	6	11	6
08:30	21	2	16	6	13	10	17	6	14	6	16	6
08:45	10	5	8	9	19	9	20	5	16	8	15	7
09:00	14	5	16	4	16	9	16	6	21	4	17	6
09:15	11	4	23	3	17	3	19	6	19	10	18	5
09:30	18	3	12	6	6	8	16	4	18	7	14	6
09:45	7	3	15	2	10	6	12	6	14	2	12	4
10:00	10	2	7	0	9	3	8	1	14	2	10	2
10:15	12	2	18	2	7	5	13	4	10	1	12	3
10:30	12	1	9	1	17	4	5	0	11	2	11	2
10:45	9	0	9	1	9	3	11	2	16	4	11	2
11:00	9	1	5	0	11	0	10	2	15	6	10	2
11:15	7	2	9	1	10	5	15	1	9	4	10	3
11:30	12	2	17	3	10	1	15	1	7	2	12	2
11:45	19	1	16	0	10	0	10	0	13	6	14	1
<b>Totals</b>	<b>259</b>	<b>357</b>	<b>264</b>	<b>374</b>	<b>248</b>	<b>434</b>	<b>285</b>	<b>422</b>	<b>294</b>	<b>442</b>	<b>270</b>	<b>406</b>
<b>Day Total</b>	<b>616</b>	<b>638</b>	<b>638</b>	<b>682</b>	<b>682</b>	<b>707</b>	<b>707</b>	<b>736</b>	<b>736</b>	<b>676</b>	<b>676</b>	<b>676</b>

AM Pct	42.0%	41.4%	36.4%	40.3%	39.9%	40.0%
Peak Hour	9:00	18:30	9:00	18:15	9:00	18:30
Peak Volume	712	342	778	436	773	493
P.H.F	0.9368	0.9396	0.8493	0.9561	0.9159	0.9337

**AECOM**

<b>7:00-8:00 AM</b>	39	34	44	37	34	38
<b>7:15-8:15 AM</b>	52	44	53	51	48	50
<b>7:30-8:30 AM</b>	54	50	45	57	57	53
<b>7:45-8:45 AM</b>	65	56	47	60	64	58
<b>8:00-9:00 AM</b>	59	54	52	68	62	59
<b>4:00-5:00 PM</b>	39	47	36	54	63	48
<b>4:15-5:15 PM</b>	28	52	44	57	61	48
<b>4:30-5:30 PM</b>	37	46	53	54	56	49
<b>4:45-5:45 PM</b>	43	48	64	52	55	52
<b>5:00-6:00 PM</b>	45	45	66	60	53	54

Client: |#REF!  
 File Number:  
 Route: |14 - Raimundo Way  
 Location: |Between Stanford Ave & Pine Hill Rd

Site Ref: |14  
 Direction: |EB

Count Date	5/15/2023		5/16/2023		5/17/2023		5/18/2023		5/19/2023		Average	
	AM	PM	AM	PM	AM	PM	AM	PM	AM	PM	AM	PM
00:00	2	11	3	16	0	10	0	15	0	9	1	12
00:15	1	13	0	15	0	15	0	11	0	11	0	13
00:30	0	10	0	9	0	9	0	11	0	15	0	11
00:45	1	7	0	7	1	14	0	12	0	8	0	10
01:00	0	5	0	12	0	17	0	9	0	10	0	11
01:15	0	10	0	7	0	7	0	16	2	12	0	10
01:30	0	10	0	8	0	9	0	13	2	13	0	11
01:45	1	12	0	16	0	17	2	22	0	17	1	17
02:00	0	20	0	17	0	15	0	21	0	14	0	17
02:15	0	14	1	12	1	14	0	17	3	20	1	15
02:30	2	14	3	18	3	5	4	13	2	12	3	12
02:45	1	15	0	14	1	8	0	16	0	15	0	14
03:00	0	10	0	20	0	20	0	13	0	18	0	16
03:15	0	13	0	23	0	18	0	16	0	20	0	18
03:30	0	19	0	14	2	20	0	21	0	21	0	19
03:45	0	18	0	15	0	16	0	17	0	10	0	15
04:00	0	23	0	17	0	13	0	22	0	27	0	20
04:15	0	19	0	14	0	19	0	16	0	15	0	17
04:30	0	18	1	17	0	5	0	26	0	23	0	18
04:45	0	19	0	27	1	19	0	23	0	11	0	20
05:00	2	10	1	15	1	20	2	24	2	16	2	17
05:15	1	16	0	11	0	12	0	16	0	14	0	14
05:30	0	8	0	12	0	17	0	19	0	16	0	14
05:45	0	14	1	8	1	11	2	21	1	15	1	14
06:00	1	16	1	19	1	16	0	17	2	23	1	18
06:15	0	7	0	9	1	19	3	22	0	13	1	14
06:30	0	14	0	7	4	12	1	16	1	16	1	13
06:45	2	3	3	14	2	13	4	13	4	13	3	11
07:00	5	9	7	14	5	12	9	15	5	7	6	11
07:15	5	9	5	6	7	12	3	8	2	14	4	10
07:30	12	7	9	5	7	8	10	9	4	6	8	7
07:45	17	10	22	7	26	13	20	3	20	4	21	7
08:00	11	3	12	6	14	8	13	10	13	8	13	7
08:15	8	3	9	6	7	4	12	7	13	7	10	5
08:30	14	7	11	5	13	6	13	7	20	5	14	6
08:45	16	3	21	4	21	3	14	5	18	8	18	5
09:00	10	4	11	10	16	6	12	2	13	7	12	6
09:15	4	5	12	4	14	5	11	2	11	3	10	4
09:30	13	4	11	4	14	2	16	4	20	4	15	4
09:45	20	3	16	4	10	3	12	1	16	4	15	3
10:00	13	2	9	2	8	3	17	2	11	2	12	2
10:15	5	2	10	1	8	2	12	2	9	3	9	2
10:30	17	1	11	1	8	0	13	6	12	5	12	3
10:45	10	1	14	1	4	6	23	3	11	2	12	3
11:00	12	0	6	1	17	0	18	0	23	0	15	0
11:15	10	0	6	1	6	4	10	0	14	1	9	1
11:30	16	0	13	0	15	0	20	2	17	1	16	1
11:45	12	2	19	0	17	1	10	1	15	1	15	1
<b>Totals</b>	<b>244</b>	<b>443</b>	<b>248</b>	<b>475</b>	<b>256</b>	<b>488</b>	<b>286</b>	<b>567</b>	<b>286</b>	<b>519</b>	<b>264</b>	<b>498</b>
<b>Day Total</b>	<b>687</b>	<b>723</b>	<b>744</b>	<b>853</b>	<b>805</b>	<b>762</b>						
<b>AM Pct</b>	<b>35.5%</b>	<b>34.3%</b>	<b>34.4%</b>	<b>33.5%</b>	<b>35.5%</b>	<b>34.6%</b>						
<b>Peak Hour</b>	9:00	18:30	9:00	18:15	9:00	18:30	9:00	18:30	8:45	17:30	9:00	18:30
<b>Peak Volume</b>	712	342	778	436	773	493	746	397	752	389	749	400
<b>P.H.F</b>	0.9368	0.9396	0.8493	0.9561	0.9159	0.9337	0.9279	0.8941	0.9495	0.8037	0.9512	0.9496

**AECOM**

<b>7:00-8:00 AM</b>	39	43	45	42	31	40
<b>7:15-8:15 AM</b>	45	48	54	46	39	46
<b>7:30-8:30 AM</b>	48	52	54	55	50	52
<b>7:45-8:45 AM</b>	50	54	60	58	66	58
<b>8:00-9:00 AM</b>	49	53	55	52	64	55
<b>4:00-5:00 PM</b>	79	75	56	87	76	75
<b>4:15-5:15 PM</b>	66	73	63	89	65	71
<b>4:30-5:30 PM</b>	63	70	56	89	64	68
<b>4:45-5:45 PM</b>	53	65	68	82	57	65
<b>5:00-6:00 PM</b>	48	46	60	80	61	59

Client: |#REF!  
 File Number:  
 Route: | 15 - Santa Maria Ave  
 Location: | Between Junipero Serra Blvd & Gerona Rd

Site Ref: | 15  
 Direction: | NB

Count Date	5/15/2023		5/16/2023		5/17/2023		5/18/2023		5/19/2023		Average	
	AM	PM	AM	PM	AM	PM	AM	PM	AM	PM	AM	PM
00:00	0	1	0	5	0	3	0	3	0	3	0	3
00:15	0	1	0	3	0	3	0	5	0	3	0	3
00:30	0	1	0	5	0	1	0	1	0	2	0	2
00:45	0	2	1	8	0	4	0	1	1	3	0	4
01:00	0	2	0	3	0	1	0	1	1	5	0	2
01:15	0	0	0	4	1	3	0	5	1	3	0	3
01:30	0	2	0	6	0	3	0	4	0	5	0	4
01:45	0	5	0	2	0	2	0	3	0	2	0	3
02:00	0	0	0	3	0	2	0	5	0	3	0	3
02:15	0	2	0	1	0	4	0	1	0	2	0	2
02:30	0	2	0	3	0	3	0	2	0	2	0	2
02:45	0	4	0	2	0	6	0	2	0	3	0	3
03:00	0	3	0	4	0	2	0	3	0	3	0	3
03:15	0	2	0	4	0	4	0	1	0	4	0	3
03:30	0	2	0	2	0	1	0	4	0	3	0	2
03:45	0	0	0	1	0	3	0	2	0	7	0	3
04:00	0	3	0	2	0	1	0	2	0	1	0	2
04:15	0	2	0	3	0	7	1	2	0	1	0	3
04:30	0	1	0	3	0	3	0	5	0	2	0	3
04:45	0	2	0	2	1	1	0	3	0	3	0	2
05:00	1	1	0	1	0	4	0	5	0	1	0	2
05:15	1	3	0	2	0	4	0	0	0	2	0	2
05:30	0	8	0	0	1	8	1	2	1	3	1	4
05:45	0	3	0	0	0	3	1	3	0	0	0	2
06:00	0	1	1	3	0	7	3	6	0	3	1	4
06:15	1	2	0	0	2	4	0	2	2	2	1	2
06:30	1	0	3	3	2	3	6	3	1	4	3	3
06:45	3	0	4	0	2	1	5	2	3	1	3	1
07:00	3	4	6	4	5	2	4	3	6	2	5	3
07:15	4	3	6	2	8	3	7	2	13	1	8	2
07:30	3	1	3	4	7	1	6	1	3	3	4	2
07:45	5	1	10	0	4	2	7	2	6	1	6	1
08:00	4	2	3	1	3	4	6	2	0	1	3	2
08:15	5	0	6	0	3	2	2	2	1	3	3	1
08:30	0	0	3	1	1	4	7	1	2	6	3	2
08:45	2	0	1	0	3	0	5	0	5	0	3	0
09:00	1	3	1	2	4	0	5	2	4	1	3	2
09:15	3	0	4	1	3	0	2	1	1	1	3	1
09:30	1	0	5	0	5	1	6	0	5	3	4	1
09:45	2	0	5	0	8	0	5	0	4	0	5	0
10:00	1	1	4	0	0	0	7	0	5	1	3	0
10:15	3	1	7	0	3	0	8	0	1	0	4	0
10:30	0	3	2	1	2	0	5	3	1	2	2	2
10:45	2	0	3	0	2	1	3	0	1	1	2	0
11:00	1	0	6	0	4	0	6	0	1	0	4	0
11:15	1	0	8	0	4	0	2	1	4	1	4	0
11:30	2	1	1	0	1	2	3	0	7	0	3	1
11:45	3	0	5	0	4	0	1	0	7	0	4	0
<b>Totals</b>	<b>53</b>	<b>75</b>	<b>98</b>	<b>91</b>	<b>83</b>	<b>113</b>	<b>114</b>	<b>98</b>	<b>87</b>	<b>103</b>	<b>87</b>	<b>96</b>
<b>Day Total</b>	<b>128</b>		<b>189</b>		<b>196</b>		<b>212</b>		<b>190</b>		<b>183</b>	
<b>AM Pct</b>	<b>41.4%</b>		<b>51.9%</b>		<b>42.3%</b>		<b>53.8%</b>		<b>45.8%</b>		<b>47.5%</b>	
<b>Peak Hour</b>	9:00	18:30	9:00	18:15	9:00	18:30	9:00	18:30	8:45	17:30	9:00	18:30
<b>Peak Volume</b>	712	342	778	436	773	493	746	397	752	389	749	400
<b>P.H.F</b>	0.9368	0.9396	0.8493	0.9561	0.9159	0.9337	0.9279	0.8941	0.9495	0.8037	0.9512	0.9496

**AECOM**

<b>7:00-8:00 AM</b>	15	25	24	24	28	23
<b>7:15-8:15 AM</b>	16	22	22	26	22	22
<b>7:30-8:30 AM</b>	17	22	17	21	10	17
<b>7:45-8:45 AM</b>	14	22	11	22	9	16
<b>8:00-9:00 AM</b>	11	13	10	20	8	12
<b>4:00-5:00 PM</b>	8	10	12	12	7	10
<b>4:15-5:15 PM</b>	6	9	15	15	7	10
<b>4:30-5:30 PM</b>	7	8	12	13	8	10
<b>4:45-5:45 PM</b>	14	5	17	10	9	11
<b>5:00-6:00 PM</b>	15	3	19	10	6	11

Client: |#REF!  
 File Number:  
 Route: | 15 - Santa Maria Ave  
 Location: | Between Junipero Serra Blvd & Gerona Rd

Site Ref: | 15  
 Direction: | SB

Count Time	5/15/2023		5/16/2023		5/17/2023		5/18/2023		5/19/2023		Average	
	AM	PM	AM	PM	AM	PM	AM	PM	AM	PM	AM	PM
00:00	0	1	0	0	0	5	0	1	0	3	0	2
00:15	0	4	0	0	0	3	0	6	0	0	0	3
00:30	0	1	0	2	1	6	0	3	0	1	0	3
00:45	0	3	0	4	0	2	0	2	0	3	0	3
01:00	0	2	0	4	0	5	0	2	0	3	0	3
01:15	0	5	0	5	0	2	0	5	0	4	0	4
01:30	0	1	0	3	0	1	0	3	0	6	0	3
01:45	0	2	0	3	0	2	0	3	0	3	0	3
02:00	0	0	0	5	0	2	0	4	0	4	0	3
02:15	0	0	0	5	0	2	0	3	0	4	0	3
02:30	0	1	0	5	0	7	0	1	0	3	0	3
02:45	0	0	0	12	0	2	0	3	0	3	0	4
03:00	0	0	0	7	0	2	0	2	0	3	0	3
03:15	0	5	0	4	0	5	0	0	0	7	0	4
03:30	0	1	0	4	0	4	0	7	0	6	0	4
03:45	0	2	0	2	0	3	0	2	0	7	0	3
04:00	0	5	0	7	0	7	0	3	0	6	0	6
04:15	0	2	0	1	0	3	0	3	0	3	0	2
04:30	0	3	0	4	0	2	0	1	0	5	0	3
04:45	0	2	1	5	1	3	0	2	0	4	0	3
05:00	0	2	0	3	0	5	0	2	0	1	0	3
05:15	2	0	0	5	2	7	2	6	2	1	2	4
05:30	0	2	0	4	0	4	0	2	0	2	0	3
05:45	0	1	0	1	1	0	1	0	0	4	0	1
06:00	0	0	2	1	0	4	0	1	0	0	0	1
06:15	1	2	0	1	0	3	0	4	0	4	0	3
06:30	1	0	0	2	1	3	0	1	1	1	1	1
06:45	1	0	1	0	0	2	1	2	1	0	1	1
07:00	2	2	2	2	1	3	2	1	0	0	1	2
07:15	1	1	1	3	0	3	2	1	2	1	1	2
07:30	2	2	0	0	1	2	1	1	2	1	1	1
07:45	0	1	2	0	1	1	1	0	2	0	1	0
08:00	1	2	0	1	0	3	0	1	6	0	1	1
08:15	2	2	1	2	0	5	2	1	2	0	1	2
08:30	0	1	0	2	1	2	2	1	0	1	1	1
08:45	2	1	4	1	1	3	0	0	5	0	2	1
09:00	1	0	2	3	0	0	3	1	0	1	1	1
09:15	2	1	4	1	3	2	3	1	0	0	2	1
09:30	1	0	0	0	3	0	7	1	0	0	2	0
09:45	3	0	3	0	6	0	4	1	3	1	4	0
10:00	5	0	3	0	2	0	2	0	3	0	3	0
10:15	1	0	2	0	2	0	3	0	2	0	2	0
10:30	2	0	2	1	2	0	3	0	3	0	2	0
10:45	0	0	4	0	3	0	3	0	5	0	3	0
11:00	1	0	1	0	6	0	4	0	4	2	3	0
11:15	2	0	1	0	2	0	5	0	3	0	3	0
11:30	4	0	4	0	3	0	2	0	4	0	3	0
11:45	0	0	4	0	3	0	5	0	4	0	3	0
<b>Totals</b>	<b>37</b>	<b>60</b>	<b>44</b>	<b>115</b>	<b>46</b>	<b>120</b>	<b>58</b>	<b>84</b>	<b>54</b>	<b>98</b>	<b>48</b>	<b>95</b>
<b>Day Total</b>	<b>97</b>		<b>159</b>		<b>166</b>		<b>142</b>		<b>152</b>		<b>143</b>	
<b>AM Pct</b>	<b>38.1%</b>		<b>27.7%</b>		<b>27.7%</b>		<b>40.8%</b>		<b>35.5%</b>		<b>33.4%</b>	
<b>Peak Hour</b>	9:00	18:30	9:00	18:15	9:00	18:30	9:00	18:30	8:45	17:30	9:00	18:30
<b>Peak Volume</b>	712	342	778	436	773	493	746	397	752	389	749	400
<b>P.H.F</b>	0.9368	0.9396	0.8493	0.9561	0.9159	0.9337	0.9279	0.8941	0.9495	0.8037	0.9512	0.9496

**AECOM**

<b>7:00-8:00 AM</b>	5	5	3	6	6	5
<b>7:15-8:15 AM</b>	4	3	2	4	12	5
<b>7:30-8:30 AM</b>	5	3	2	4	12	5
<b>7:45-8:45 AM</b>	3	3	2	5	10	5
<b>8:00-9:00 AM</b>	5	5	2	4	13	6
<b>4:00-5:00 PM</b>	12	17	15	9	18	14
<b>4:15-5:15 PM</b>	9	13	13	8	13	11
<b>4:30-5:30 PM</b>	7	17	17	11	11	13
<b>4:45-5:45 PM</b>	6	17	19	12	8	12
<b>5:00-6:00 PM</b>	5	13	16	10	8	10

Client: |#REF!

Site Ref: | 16

File Number:

Direction: | EB

Route: | Campus Drive

Location: | Between Junipero Serra Blvd & Gerona Rd

Count Date	5/15/2023		5/16/2023		5/17/2023		5/18/2023		5/19/2023		Average	
	AM	PM	AM	PM	AM	PM	AM	PM	AM	PM	AM	PM
00:00	6	42	3	52	6	43	8	49	8	53	6	48
00:15	8	28	4	51	5	40	8	31	11	57	7	41
00:30	3	33	6	28	2	47	4	38	7	43	4	38
00:45	4	38	4	49	3	49	9	41	13	42	7	44
01:00	1	37	7	48	5	33	5	42	19	56	7	43
01:15	2	23	0	22	6	44	6	47	8	39	4	35
01:30	3	38	1	38	2	56	1	22	6	49	3	41
01:45	0	24	2	46	3	34	2	45	5	50	2	40
02:00	1	29	2	39	3	45	1	29	4	57	2	40
02:15	0	24	0	32	1	46	1	30	0	55	0	37
02:30	1	36	2	42	4	35	0	55	0	47	1	43
02:45	1	43	1	54	0	52	3	42	1	51	1	48
03:00	1	28	1	36	1	48	3	52	2	44	2	42
03:15	2	37	0	45	0	67	1	33	0	59	1	48
03:30	3	40	0	40	0	51	0	47	1	48	1	45
03:45	1	40	0	43	0	59	5	51	0	63	1	51
04:00	2	43	2	31	0	42	1	54	2	56	1	45
04:15	0	32	0	48	1	47	0	75	1	55	0	51
04:30	2	41	3	33	3	54	0	60	1	61	2	50
04:45	2	28	7	59	4	67	3	70	5	71	4	59
05:00	7	44	5	48	6	65	4	85	4	70	5	62
05:15	9	30	8	54	7	54	8	62	9	70	8	54
05:30	12	45	11	41	14	51	14	89	14	62	13	58
05:45	10	52	18	56	15	48	13	67	10	77	13	60
06:00	13	35	16	43	11	47	17	62	16	68	15	51
06:15	19	31	17	52	11	63	17	58	20	39	17	49
06:30	20	38	25	55	27	51	30	43	28	52	26	48
06:45	29	45	15	40	33	48	24	49	18	57	24	48
07:00	22	55	29	46	25	40	23	28	27	40	25	42
07:15	34	48	31	32	33	45	40	36	25	54	33	43
07:30	40	36	48	25	45	32	49	35	37	45	44	35
07:45	60	28	54	33	66	27	70	46	44	35	59	34
08:00	56	18	55	32	71	36	80	29	74	34	67	30
08:15	64	21	60	25	81	36	72	35	77	50	71	33
08:30	63	19	81	31	78	41	74	18	66	31	72	28
08:45	46	18	71	18	82	38	83	26	66	29	70	26
09:00	67	29	67	41	71	29	80	28	59	34	69	32
09:15	51	19	63	26	70	22	62	32	50	31	59	26
09:30	34	11	55	15	61	26	52	21	41	26	49	20
09:45	47	22	70	20	63	17	57	23	53	27	58	22
10:00	49	18	40	14	59	19	46	22	43	34	47	21
10:15	37	17	56	14	47	9	52	17	41	22	47	16
10:30	37	14	46	14	54	19	47	21	37	23	44	18
10:45	22	15	41	16	55	10	49	17	40	19	41	15
11:00	35	4	54	12	45	11	45	15	39	9	44	10
11:15	40	14	44	16	45	9	41	13	51	17	44	14
11:30	40	9	28	16	54	11	58	8	41	17	44	12
11:45	44	8	57	8	49	10	38	15	47	9	47	10
<b>Totals</b>	<b>1050</b>	<b>1427</b>	<b>1210</b>	<b>1679</b>	<b>1327</b>	<b>1873</b>	<b>1306</b>	<b>1913</b>	<b>1171</b>	<b>2137</b>	<b>1213</b>	<b>1806</b>
<b>Day Total</b>	<b>2477</b>	<b>2889</b>	<b>2889</b>	<b>3200</b>	<b>3200</b>	<b>3219</b>	<b>3219</b>	<b>3308</b>	<b>3308</b>	<b>3019</b>	<b>3019</b>	<b>3019</b>

<b>AM Pct</b>	42.4%		41.9%		41.5%		40.6%		35.4%		40.2%	
<b>Peak Hour</b>	9:00	18:30	9:00	18:15	9:00	18:30	9:00	18:30	8:45	17:30	9:00	18:30
<b>Peak Volume</b>	712	342	778	436	773	493	746	397	752	389	749	400
<b>P.H.F</b>	0.9368	0.9396	0.8493	0.9561	0.9159	0.9337	0.9279	0.8941	0.9495	0.8037	0.9512	0.9496

**AECOM**

<b>7:00-8:00 AM</b>	156	162	169	182	133	160
<b>7:15-8:15 AM</b>	190	188	215	239	180	202
<b>7:30-8:30 AM</b>	220	217	263	271	232	241
<b>7:45-8:45 AM</b>	243	250	296	296	261	269
<b>8:00-9:00 AM</b>	229	267	312	309	283	280

<b>4:00-5:00 PM</b>	144	171	210	259	243	205
<b>4:15-5:15 PM</b>	145	188	233	290	257	223
<b>4:30-5:30 PM</b>	143	194	240	277	272	225
<b>4:45-5:45 PM</b>	147	202	237	306	273	233
<b>5:00-6:00 PM</b>	171	199	218	303	279	234

Client: |#REF!  
 File Number:  
 Route: Campus Drive  
 Location: Between Junipero Serra Blvd & Gerona Rd

Site Ref: 16  
 Direction: WB

Count Date	5/15/2023		5/16/2023		5/17/2023		5/18/2023		5/19/2023		Average	
	AM	PM	AM	PM	AM	PM	AM	PM	AM	PM	AM	PM
00:00	9	40	6	44	8	48	7	46	8	40	8	44
00:15	5	31	2	33	6	42	5	41	8	42	5	38
00:30	5	35	1	47	8	38	8	44	13	60	7	45
00:45	6	32	6	40	5	51	3	37	8	57	6	43
01:00	3	34	6	56	1	45	6	51	16	51	6	47
01:15	4	50	4	50	3	64	3	49	7	67	4	56
01:30	2	60	3	60	3	49	2	68	7	65	3	60
01:45	2	42	0	48	4	54	2	54	5	63	3	52
02:00	5	47	5	57	2	52	3	56	6	61	4	55
02:15	4	56	2	47	2	65	1	51	11	55	4	55
02:30	2	59	6	55	4	69	3	65	3	67	4	63
02:45	0	52	0	57	4	46	1	65	2	84	1	61
03:00	1	62	3	73	4	56	1	70	1	50	2	62
03:15	0	63	0	74	0	87	1	73	3	80	1	75
03:30	0	64	1	59	1	67	1	57	2	75	1	64
03:45	0	62	1	74	2	58	0	55	2	70	1	64
04:00	1	48	0	75	2	76	1	82	1	64	1	69
04:15	0	59	0	73	0	85	0	67	2	75	0	72
04:30	1	86	3	87	0	94	2	90	1	73	1	86
04:45	2	73	0	99	1	97	0	94	2	90	1	91
05:00	1	76	5	93	0	102	0	96	2	96	2	93
05:15	1	76	2	92	0	123	1	90	2	82	1	93
05:30	3	64	5	94	3	74	5	65	1	88	3	77
05:45	3	45	2	84	3	86	3	71	2	71	3	71
06:00	2	84	5	79	4	93	2	81	1	83	3	84
06:15	4	84	9	71	7	77	8	76	7	96	7	81
06:30	7	67	8	76	8	93	10	91	13	70	9	79
06:45	7	62	9	65	8	73	8	68	21	49	11	63
07:00	26	45	12	76	10	62	9	75	21	68	16	65
07:15	15	48	18	69	10	74	18	72	18	46	16	62
07:30	21	40	21	42	27	50	20	50	19	60	22	48
07:45	19	35	24	38	25	44	21	48	20	65	22	46
08:00	24	39	29	58	34	59	31	56	36	58	31	54
08:15	36	28	35	41	26	48	38	56	23	67	32	48
08:30	26	37	31	28	32	42	37	57	44	69	34	47
08:45	34	25	50	33	37	40	44	37	49	61	43	39
09:00	41	51	36	33	43	32	35	44	26	64	36	45
09:15	31	60	33	27	40	50	37	43	25	44	33	45
09:30	28	20	25	16	39	43	37	35	45	40	35	31
09:45	42	26	29	24	29	32	40	30	42	25	36	27
10:00	34	21	25	25	25	20	29	36	31	31	29	27
10:15	30	14	39	15	24	23	32	20	40	38	33	22
10:30	36	17	31	27	43	21	29	22	32	30	34	23
10:45	28	7	32	14	27	22	51	24	38	23	35	18
11:00	27	13	43	13	28	13	28	26	34	20	32	17
11:15	42	11	41	11	38	19	31	11	34	12	37	13
11:30	28	9	31	11	40	15	44	16	43	18	37	14
11:45	26	8	46	9	38	10	50	6	48	16	42	10
<b>Totals</b>	<b>674</b>	<b>2167</b>	<b>725</b>	<b>2472</b>	<b>708</b>	<b>2683</b>	<b>748</b>	<b>2617</b>	<b>825</b>	<b>2779</b>	<b>736</b>	<b>2544</b>
<b>Day Total</b>	<b>2841</b>		<b>3197</b>		<b>3391</b>		<b>3365</b>		<b>3604</b>		<b>3280</b>	

AM Pct	23.7%		22.7%		20.9%		22.2%		22.9%		22.4%	
Peak Hour	9:00	18:30	9:00	18:15	9:00	18:30	9:00	18:30	8:45	17:30	9:00	18:30
Peak Volume	712	342	778	436	773	493	746	397	752	389	749	400
P.H.F	0.9368	0.9396	0.8493	0.9561	0.9159	0.9337	0.9279	0.8941	0.9495	0.8037	0.9512	0.9496

**AECOM**

<b>7:00-8:00 AM</b>	81	75	72	68	78	75
<b>7:15-8:15 AM</b>	79	92	96	90	93	90
<b>7:30-8:30 AM</b>	100	109	112	110	98	106
<b>7:45-8:45 AM</b>	105	119	117	127	123	118
<b>8:00-9:00 AM</b>	120	145	129	150	152	139

<b>4:00-5:00 PM</b>	266	334	352	333	302	317
<b>4:15-5:15 PM</b>	294	352	378	347	334	341
<b>4:30-5:30 PM</b>	311	371	416	370	341	362
<b>4:45-5:45 PM</b>	289	378	396	345	356	353
<b>5:00-6:00 PM</b>	261	363	385	322	337	334

Client: AECOM  
 File Number:  
 Route: 1 - Campus Drive  
 Location: Between Junipero Serra Blvd & Golf Club Driveway

Site Ref: 01  
 Direction: NB

Count Date	5/22/2023		5/23/2023		5/24/2023		5/25/2023		5/26/2023		Average	
	AM	PM	AM	PM	AM	PM	AM	PM	AM	PM	AM	PM
00:00	4	62	2	64	2	78	2	75	8	74	4	71
00:15	7	79	3	62	2	96	5	93	7	70	5	80
00:30	2	69	1	59	2	81	7	79	0	88	2	75
00:45	2	64	2	78	1	79	8	73	5	89	4	77
01:00	1	66	4	68	0	66	4	60	6	77	3	67
01:15	3	85	1	76	5	84	8	81	5	77	4	81
01:30	3	68	2	78	5	77	5	79	3	67	4	74
01:45	0	81	3	55	3	65	3	88	4	86	3	75
02:00	0	55	3	69	3	74	3	68	3	96	2	72
02:15	2	83	6	80	5	99	5	82	6	92	5	87
02:30	1	77	1	77	2	74	2	73	2	107	2	82
02:45	4	91	3	74	3	89	2	64	6	102	4	84
03:00	2	59	1	87	2	64	3	72	1	72	2	71
03:15	2	78	2	69	3	85	4	77	2	97	3	81
03:30	5	76	4	80	3	72	3	68	4	90	4	77
03:45	3	57	7	59	9	82	6	71	8	86	7	71
04:00	4	69	7	65	3	92	4	69	5	84	5	76
04:15	11	75	7	90	9	70	10	78	4	66	8	76
04:30	11	48	16	99	10	85	11	71	7	47	11	70
04:45	16	68	19	86	24	77	20	90	14	74	19	79
05:00	19	73	20	92	25	88	17	73	10	80	18	81
05:15	32	62	31	71	28	79	36	73	16	90	29	75
05:30	61	59	59	67	48	67	48	74	42	96	52	73
05:45	91	70	92	96	105	108	90	89	48	68	85	86
06:00	67	85	76	104	66	86	70	79	53	98	66	90
06:15	88	79	96	101	97	101	85	102	68	73	87	91
06:30	98	60	102	86	84	71	83	72	80	61	89	70
06:45	93	49	119	78	102	61	114	58	78	60	101	61
07:00	90	46	101	56	107	63	79	65	77	64	91	59
07:15	116	24	142	45	115	47	111	40	82	44	113	40
07:30	111	36	138	36	124	47	139	52	92	40	121	42
07:45	162	33	142	48	151	33	142	44	122	30	144	38
08:00	178	23	168	43	175	24	207	35	156	52	177	35
08:15	178	34	206	34	191	38	165	38	138	24	176	34
08:30	166	34	195	21	196	31	207	31	166	29	186	29
08:45	178	17	200	21	170	27	214	28	141	24	181	23
09:00	144	24	186	21	179	26	182	24	132	12	165	21
09:15	146	17	181	17	140	25	147	11	125	20	148	18
09:30	148	18	158	26	149	14	132	22	106	22	139	20
09:45	134	28	165	14	134	15	148	16	118	14	140	17
10:00	118	23	131	19	132	17	120	20	110	17	122	19
10:15	90	15	141	12	99	12	118	18	108	20	111	15
10:30	94	14	111	15	103	13	100	13	91	22	100	15
10:45	82	8	110	13	103	10	83	7	101	18	96	11
11:00	67	10	74	7	78	5	99	11	108	10	85	9
11:15	84	5	75	7	96	9	77	10	63	8	79	8
11:30	74	9	71	4	84	8	89	8	92	6	82	7
11:45	77	2	91	4	84	2	91	8	87	8	86	5
<b>Totals</b>	<b>3069</b>	<b>2367</b>	<b>3475</b>	<b>2633</b>	<b>3261</b>	<b>2716</b>	<b>3308</b>	<b>2632</b>	<b>2710</b>	<b>2751</b>	<b>3165</b>	<b>2620</b>
<b>Day Total</b>	<b>5436</b>		<b>6108</b>		<b>5977</b>		<b>5940</b>		<b>5461</b>		<b>5784</b>	
<b>AM Pct</b>	<b>56.5%</b>		<b>56.9%</b>		<b>54.6%</b>		<b>55.7%</b>		<b>49.6%</b>		<b>54.7%</b>	
Peak Hour	9:00	18:30	9:00	18:15	9:00	18:30	9:00	18:30	8:45	17:30	9:00	18:30
Peak Volume	712	342	778	436	773	493	746	397	752	389	749	400
P.H.F	0.9368	0.9396	0.8493	0.9561	0.9159	0.9337	0.9279	0.8941	0.9495	0.8037	0.9512	0.9496

**AECOM**

<b>7:00-8:00 AM</b>	479	523	497	471	373	469
<b>7:15-8:15 AM</b>	567	590	565	599	452	555
<b>7:30-8:30 AM</b>	629	654	641	653	508	617
<b>7:45-8:45 AM</b>	684	711	713	721	582	682
<b>8:00-9:00 AM</b>	700	769	732	793	601	719

<b>4:00-5:00 PM</b>	260	340	324	308	271	301
<b>4:15-5:15 PM</b>	264	367	320	312	267	306
<b>4:30-5:30 PM</b>	251	348	329	307	291	305
<b>4:45-5:45 PM</b>	262	316	311	310	340	308
<b>5:00-6:00 PM</b>	264	326	342	309	334	315

Client: AECOM  
 File Number:  
 Route: 1 - Campus Drive  
 Location: Between Junipero Serra Blvd & Golf Club Driveway

Site Ref: 01  
 Direction: SB

Count Date	5/22/2023		5/23/2023		5/24/2023		5/25/2023		5/26/2023		Average	
	AM	PM	AM	PM	AM	PM	AM	PM	AM	PM	AM	PM
00:00	7	71	11	82	1	80	10	88	9	90	8	82
00:15	6	66	10	81	10	71	8	67	8	87	8	74
00:30	2	67	6	76	11	66	7	78	9	90	7	75
00:45	1	61	3	72	8	82	5	72	4	82	4	74
01:00	1	73	6	75	2	81	4	101	5	63	4	79
01:15	0	80	3	93	3	79	5	95	5	80	3	85
01:30	2	104	3	74	5	99	3	97	6	100	4	95
01:45	4	122	3	105	7	97	5	107	5	125	5	111
02:00	3	118	1	132	4	138	3	150	2	112	3	130
02:15	3	125	5	140	1	124	3	124	5	130	3	129
02:30	5	138	12	163	17	174	16	135	15	137	13	149
02:45	0	92	4	132	3	130	2	160	3	140	2	131
03:00	2	136	3	164	3	143	3	166	0	138	2	149
03:15	3	136	3	164	0	159	2	129	2	131	2	144
03:30	3	150	1	176	5	142	3	150	6	131	4	150
03:45	0	132	1	200	1	172	3	152	1	146	1	160
04:00	0	176	3	156	0	189	1	175	2	143	1	168
04:15	1	153	1	194	4	183	3	170	3	155	2	171
04:30	2	170	4	208	3	200	2	193	1	161	2	186
04:45	4	180	2	213	3	212	2	188	1	152	2	189
05:00	1	172	1	225	1	173	2	168	4	169	2	181
05:15	3	207	4	241	2	219	2	221	3	144	3	206
05:30	3	178	8	206	8	197	2	202	3	163	5	189
05:45	5	162	6	180	6	176	6	176	6	115	6	162
06:00	8	174	7	158	4	179	9	165	7	124	7	160
06:15	15	140	7	138	8	140	9	165	9	115	10	140
06:30	18	122	24	151	20	177	12	140	14	89	18	136
06:45	18	120	21	143	24	121	19	123	25	97	21	121
07:00	22	98	15	127	20	114	22	103	18	86	19	106
07:15	32	87	49	110	30	111	40	102	31	100	36	102
07:30	48	86	86	108	64	100	60	91	58	75	63	92
07:45	82	76	103	91	92	88	86	76	80	61	89	78
08:00	51	58	48	69	50	70	62	87	50	76	52	72
08:15	36	50	44	51	48	70	37	60	40	46	41	55
08:30	35	55	42	57	48	59	29	58	45	47	40	55
08:45	39	42	35	48	43	45	41	38	41	27	40	40
09:00	30	50	34	52	37	48	47	40	40	42	38	46
09:15	53	38	25	47	47	48	31	43	34	37	38	43
09:30	42	29	32	27	48	42	34	47	48	35	41	36
09:45	35	38	30	33	36	42	47	30	44	33	38	35
10:00	41	28	27	35	42	23	53	33	42	35	41	31
10:15	65	15	41	37	40	26	53	35	47	24	49	27
10:30	44	22	55	24	43	16	56	19	52	22	50	21
10:45	38	19	39	19	41	35	46	15	51	14	43	20
11:00	49	22	54	14	50	22	53	32	53	14	52	21
11:15	42	22	50	15	72	14	63	19	52	10	56	16
11:30	55	13	54	16	65	19	58	20	67	12	60	16
11:45	63	6	63	12	61	11	91	13	71	13	70	11
<b>Totals</b>	<b>1022</b>	<b>4479</b>	<b>1089</b>	<b>5134</b>	<b>1141</b>	<b>5006</b>	<b>1160</b>	<b>4918</b>	<b>1127</b>	<b>4218</b>	<b>1108</b>	<b>4751</b>
<b>Day Total</b>	<b>5501</b>		<b>6223</b>		<b>6147</b>		<b>6078</b>		<b>5345</b>		<b>5859</b>	
<b>AM Pct</b>	<b>18.6%</b>		<b>17.5%</b>		<b>18.6%</b>		<b>19.1%</b>		<b>21.1%</b>		<b>18.9%</b>	
Peak Hour	9:00	18:30	9:00	18:15	9:00	18:30	9:00	18:30	8:45	17:30	9:00	18:30
Peak Volume	712	342	778	436	773	493	746	397	752	389	749	400
P.H.F	0.9368	0.9396	0.8493	0.9561	0.9159	0.9337	0.9279	0.8941	0.9495	0.8037	0.9512	0.9496

**AECOM**

<b>7:00-8:00 AM</b>	184	253	206	208	187	208
<b>7:15-8:15 AM</b>	213	286	236	248	219	240
<b>7:30-8:30 AM</b>	217	281	254	245	228	245
<b>7:45-8:45 AM</b>	204	237	238	214	215	222
<b>8:00-9:00 AM</b>	161	169	189	169	176	173

<b>4:00-5:00 PM</b>	679	771	784	726	611	714
<b>4:15-5:15 PM</b>	675	840	768	719	637	728
<b>4:30-5:30 PM</b>	729	887	804	770	626	763
<b>4:45-5:45 PM</b>	737	885	801	779	628	766
<b>5:00-6:00 PM</b>	719	852	765	767	591	739



Client: AECOM  
 File Number:  
 Route: 2 - Stock Farm Rd  
 Location: Between Sand Hill Rd & Oak Rd

Site Ref: 02  
 Direction: EB

Count Date	5/22/2023		5/23/2023		5/24/2023		5/25/2023		5/26/2023		Average	
Count Time	AM	PM	AM	PM	AM	PM	AM	PM	AM	PM	AM	PM
00:00	3	35	4	39	1	37	6	52	3	31	3	39
00:15	4	62	3	33	6	52	3	44	4	33	4	45
00:30	2	36	2	43	1	47	4	47	3	45	2	44
00:45	4	50	3	52	1	72	4	47	5	53	3	55
01:00	1	49	4	52	1	44	0	47	0	50	1	48
01:15	2	51	0	53	2	60	2	39	2	46	2	50
01:30	2	64	3	35	1	32	2	30	4	49	2	42
01:45	1	47	0	52	4	45	5	48	4	50	3	48
02:00	4	45	1	35	2	48	2	44	3	38	2	42
02:15	0	45	0	55	0	56	2	40	1	47	1	49
02:30	0	44	2	35	3	48	6	51	5	47	3	45
02:45	1	66	0	64	2	42	4	44	1	42	2	52
03:00	0	28	0	39	0	45	0	47	0	38	0	39
03:15	4	43	4	39	6	34	5	44	5	36	5	39
03:30	4	30	6	35	3	41	5	49	7	42	5	39
03:45	4	32	4	59	4	45	4	51	3	46	4	47
04:00	0	36	1	54	3	46	0	38	0	37	1	42
04:15	5	34	5	47	2	51	7	64	4	43	5	48
04:30	10	27	14	42	15	56	13	54	10	42	12	44
04:45	8	39	15	60	12	52	8	52	9	44	10	49
05:00	17	36	15	33	16	44	12	41	13	36	15	38
05:15	29	33	30	49	36	69	33	41	27	43	31	47
05:30	52	47	47	45	42	48	43	46	33	68	43	51
05:45	73	47	75	51	77	53	68	56	55	51	70	52
06:00	93	45	115	63	99	53	112	70	106	54	105	57
06:15	146	64	158	69	176	66	152	73	138	52	154	65
06:30	130	49	144	47	152	47	132	42	120	45	136	46
06:45	107	20	133	35	103	36	111	41	113	26	113	32
07:00	87	17	96	27	111	32	111	28	73	35	96	28
07:15	115	32	131	23	109	23	126	27	77	32	112	27
07:30	132	17	151	14	135	22	141	23	136	17	139	19
07:45	173	13	174	10	164	22	124	19	134	15	154	16
08:00	98	12	120	19	139	11	79	22	92	9	106	15
08:15	118	9	144	7	126	9	105	9	95	14	118	10
08:30	143	12	164	15	135	15	146	16	121	11	142	14
08:45	135	11	143	13	130	10	173	12	126	15	141	12
09:00	100	12	138	8	139	18	150	8	112	8	128	11
09:15	125	8	119	9	112	14	111	8	109	11	115	10
09:30	102	11	109	15	111	8	100	16	100	10	104	12
09:45	106	11	96	8	83	9	93	9	79	10	91	9
10:00	94	11	91	11	88	11	69	16	73	13	83	12
10:15	86	10	108	7	105	9	77	7	78	11	91	9
10:30	46	5	55	9	72	12	65	11	69	10	61	9
10:45	44	13	61	8	66	9	60	4	67	8	60	8
11:00	54	1	61	2	42	6	46	4	48	6	50	4
11:15	60	5	61	5	54	3	56	5	52	4	57	4
11:30	61	3	56	3	44	6	57	7	38	3	51	4
11:45	53	0	60	4	69	3	75	2	34	3	58	2
<b>Totals</b>	<b>2638</b>	<b>1417</b>	<b>2926</b>	<b>1532</b>	<b>2804</b>	<b>1621</b>	<b>2709</b>	<b>1595</b>	<b>2391</b>	<b>1479</b>	<b>2694</b>	<b>1529</b>
<b>Day Total</b>	<b>4055</b>	<b>4458</b>	<b>4425</b>	<b>4304</b>	<b>3870</b>	<b>4222</b>						
<b>AM Pct</b>	<b>65.1%</b>	<b>65.6%</b>	<b>63.4%</b>	<b>62.9%</b>	<b>61.8%</b>	<b>63.8%</b>						
<b>Peak Hour</b>	9:00	18:30	9:00	18:15	9:00	18:30	9:00	18:30	8:45	17:30	9:00	18:30
<b>Peak Volume</b>	712	342	778	436	773	493	746	397	752	389	749	400
<b>P.H.F</b>	0.9368	0.9396	0.8493	0.9561	0.9159	0.9337	0.9279	0.8941	0.9495	0.8037	0.9512	0.9496

**AECOM**

<b>7:00-8:00 AM</b>	507	552	519	502	420	500
<b>7:15-8:15 AM</b>	518	576	547	470	439	510
<b>7:30-8:30 AM</b>	521	589	564	449	457	516
<b>7:45-8:45 AM</b>	532	602	564	454	442	519
<b>8:00-9:00 AM</b>	494	571	530	503	434	506

<b>4:00-5:00 PM</b>	136	203	205	208	166	184
<b>4:15-5:15 PM</b>	136	182	203	211	165	179
<b>4:30-5:30 PM</b>	135	184	221	188	165	179
<b>4:45-5:45 PM</b>	155	187	213	180	191	185
<b>5:00-6:00 PM</b>	163	178	214	184	198	187

Client: AECOM  
 File Number:  
 Route: 2 - Stock Farm Rd  
 Location: Between Sand Hill Rd & Oak Rd

Site Ref: 02  
 Direction: WB

Count Date	5/22/2023		5/23/2023		5/24/2023		5/25/2023		5/26/2023		Average	
	AM	PM	AM	PM	AM	PM	AM	PM	AM	PM	AM	PM
00:00	5	48	8	63	10	48	16	58	8	44	9	52
00:15	10	42	11	48	5	50	7	50	10	48	9	48
00:30	7	56	3	38	4	44	6	43	8	42	6	45
00:45	7	38	10	39	3	43	4	49	6	46	6	43
01:00	7	37	3	49	8	29	5	49	8	48	6	42
01:15	1	43	6	46	6	53	3	60	7	46	5	50
01:30	5	53	3	65	4	64	5	52	5	61	4	59
01:45	1	57	3	65	2	56	8	64	5	78	4	64
02:00	1	61	3	56	10	54	1	52	1	62	3	57
02:15	1	55	3	68	3	66	5	69	2	86	3	69
02:30	3	81	7	73	8	74	12	83	6	92	7	81
02:45	1	95	2	49	0	74	1	62	5	75	2	71
03:00	1	90	0	120	1	101	0	79	3	72	1	92
03:15	0	96	1	113	1	104	2	106	2	104	1	105
03:30	1	89	2	107	2	99	1	115	3	86	2	99
03:45	0	94	0	105	3	102	2	105	1	88	1	99
04:00	1	97	0	92	1	139	3	101	2	106	1	107
04:15	2	102	3	134	0	115	2	117	2	93	2	112
04:30	3	118	2	141	3	111	1	125	0	97	2	118
04:45	2	122	2	137	5	139	5	117	6	96	4	122
05:00	1	121	1	153	3	140	2	128	1	103	2	129
05:15	4	156	5	145	2	142	3	121	3	130	3	139
05:30	6	148	2	143	0	138	1	133	5	126	3	138
05:45	1	112	2	145	5	118	3	132	3	119	3	125
06:00	3	129	8	113	11	137	7	113	8	91	7	117
06:15	13	107	5	148	9	115	8	139	8	107	9	123
06:30	9	97	9	94	8	112	20	103	15	68	12	95
06:45	18	86	9	121	17	94	6	113	11	70	12	97
07:00	11	91	13	92	8	94	12	90	16	65	12	86
07:15	29	99	25	99	23	97	19	115	24	78	24	98
07:30	22	110	39	100	44	143	39	124	31	94	35	114
07:45	30	57	28	62	36	91	34	79	36	67	33	71
08:00	42	51	39	74	38	62	36	70	42	60	39	63
08:15	32	40	31	45	31	39	31	46	46	50	34	44
08:30	35	47	31	50	37	59	48	50	30	33	36	48
08:45	31	34	34	30	38	30	29	29	28	33	32	31
09:00	34	29	24	25	39	51	32	29	27	33	31	33
09:15	25	27	31	34	27	23	25	26	27	34	27	29
09:30	21	18	27	28	31	29	32	23	29	30	28	26
09:45	27	27	28	29	22	26	22	40	30	27	26	30
10:00	23	30	26	22	26	24	15	24	29	18	24	24
10:15	23	19	38	22	22	14	24	26	19	12	25	19
10:30	30	22	29	18	24	16	26	14	32	18	28	18
10:45	30	15	23	19	19	10	26	13	36	20	27	15
11:00	32	18	33	11	30	22	27	18	49	17	34	17
11:15	31	9	34	12	37	25	32	18	39	10	35	15
11:30	34	15	39	14	48	12	51	20	50	15	44	15
11:45	38	15	44	14	46	13	43	14	47	4	44	12
<b>Totals</b>	<b>694</b>	<b>3203</b>	<b>729</b>	<b>3470</b>	<b>760</b>	<b>3441</b>	<b>742</b>	<b>3406</b>	<b>811</b>	<b>3002</b>	<b>747</b>	<b>3304</b>
<b>Day Total</b>	<b>3897</b>		<b>4199</b>		<b>4201</b>		<b>4148</b>		<b>3813</b>		<b>4052</b>	
<b>AM Pct</b>	17.8%		17.4%		18.1%		17.9%		21.3%		18.4%	
<b>Peak Hour</b>	9:00	18:30	9:00	18:15	9:00	18:30	9:00	18:30	8:45	17:30	9:00	18:30
<b>Peak Volume</b>	712	342	778	436	773	493	746	397	752	389	749	400
<b>P.H.F</b>	0.9368	0.9396	0.8493	0.9561	0.9159	0.9337	0.9279	0.8941	0.9495	0.8037	0.9512	0.9496

**AECOM**

<b>7:00-8:00 AM</b>	92	105	111	104	107	104
<b>7:15-8:15 AM</b>	123	131	141	128	133	131
<b>7:30-8:30 AM</b>	126	137	149	140	155	141
<b>7:45-8:45 AM</b>	139	129	142	149	154	143
<b>8:00-9:00 AM</b>	140	135	144	144	146	142

<b>4:00-5:00 PM</b>	439	504	504	460	392	460
<b>4:15-5:15 PM</b>	463	565	505	487	389	482
<b>4:30-5:30 PM</b>	517	576	532	491	426	508
<b>4:45-5:45 PM</b>	547	578	559	499	455	528
<b>5:00-6:00 PM</b>	537	586	538	514	478	531

Client: AECOM  
 File Number:  
 Route: 3 - Welch Rd  
 Location: Between Oak Rd & S Pasteur Dr

Site Ref: 03  
 Direction: SB

Count Date	5/22/2023		5/23/2023		5/24/2023		5/25/2023		5/26/2023		Average	
Count Time	AM	PM	AM	PM	AM	PM	AM	PM	AM	PM	AM	PM
00:00	3	38	5	24	7	39	6	40	2	26	5	33
00:15	3	22	1	35	1	29	2	35	5	25	2	29
00:30	1	30	1	26	5	21	1	30	2	26	2	27
00:45	0	33	1	27	1	38	1	32	1	13	1	29
01:00	0	33	2	25	5	35	2	33	1	26	2	30
01:15	0	32	1	32	0	29	0	26	1	31	0	30
01:30	2	41	3	29	1	35	2	35	1	34	2	35
01:45	1	35	1	39	2	39	1	42	1	37	1	38
02:00	1	29	1	31	3	39	1	27	2	20	2	29
02:15	0	37	6	43	4	27	6	42	4	43	4	38
02:30	0	31	1	33	2	37	10	34	2	40	3	35
02:45	1	33	2	30	2	42	2	34	1	36	2	35
03:00	1	38	1	49	2	45	1	33	0	39	1	41
03:15	2	43	0	50	1	36	2	30	0	56	1	43
03:30	1	47	6	51	1	62	2	44	4	47	3	50
03:45	2	42	1	49	2	34	1	49	1	38	1	42
04:00	0	51	1	42	0	47	1	36	2	39	1	43
04:15	4	38	6	45	4	46	4	43	4	38	4	42
04:30	5	41	4	69	6	38	5	42	8	45	6	47
04:45	9	39	9	45	11	41	11	48	5	27	9	40
05:00	4	60	10	48	8	44	6	46	10	37	8	47
05:15	7	51	12	57	13	54	7	39	13	26	10	45
05:30	22	35	22	37	23	54	18	49	18	42	21	43
05:45	25	53	22	36	23	39	20	50	17	36	21	43
06:00	30	42	20	37	25	35	32	34	24	33	26	36
06:15	34	24	36	32	32	25	36	33	24	17	32	26
06:30	34	24	38	22	39	27	40	20	27	24	36	23
06:45	31	26	27	19	26	22	29	32	24	14	27	23
07:00	32	18	32	33	30	18	28	34	25	18	29	24
07:15	38	20	41	12	37	38	31	22	24	29	34	24
07:30	43	22	57	18	46	17	38	32	37	22	44	22
07:45	49	24	41	24	49	10	65	19	53	15	51	18
08:00	44	18	45	16	37	13	42	12	28	22	39	16
08:15	34	10	43	15	41	11	32	12	35	13	37	12
08:30	38	13	48	15	39	14	53	12	44	9	44	13
08:45	43	9	58	6	50	12	41	8	49	9	48	9
09:00	60	16	50	16	39	13	52	11	37	11	48	13
09:15	49	10	44	8	43	9	38	16	35	7	42	10
09:30	40	10	31	11	37	7	42	8	22	6	34	8
09:45	30	5	38	9	43	10	38	5	39	8	38	7
10:00	24	6	40	6	33	12	36	3	37	10	34	7
10:15	47	2	49	6	32	2	32	9	34	6	39	5
10:30	24	8	28	4	30	5	33	4	32	7	29	6
10:45	29	2	37	5	31	5	27	6	33	4	31	4
11:00	33	5	39	5	35	6	38	10	27	8	34	7
11:15	26	6	29	8	24	4	37	12	27	3	29	7
11:30	24	5	29	9	41	11	40	12	32	8	33	9
11:45	20	4	32	4	27	5	34	2	35	4	30	4
<b>Totals</b>	<b>950</b>	<b>1261</b>	<b>1051</b>	<b>1292</b>	<b>993</b>	<b>1281</b>	<b>1026</b>	<b>1287</b>	<b>889</b>	<b>1134</b>	<b>982</b>	<b>1251</b>
<b>Day Total</b>	<b>2211</b>	<b>2343</b>	<b>2274</b>	<b>2313</b>	<b>2023</b>	<b>2233</b>						
<b>AM Pct</b>	<b>43.0%</b>	<b>44.9%</b>	<b>43.7%</b>	<b>44.4%</b>	<b>43.9%</b>	<b>44.0%</b>						
<b>Peak Hour</b>	9:00	18:30	9:00	18:15	9:00	18:30	9:00	18:30	8:45	17:30	9:00	18:30
<b>Peak Volume</b>	712	342	778	436	773	493	746	397	752	389	749	400
<b>P.H.F</b>	0.9368	0.9396	0.8493	0.9561	0.9159	0.9337	0.9279	0.8941	0.9495	0.8037	0.9512	0.9496

**AECOM**

<b>7:00-8:00 AM</b>	162	171	162	162	139	159
<b>7:15-8:15 AM</b>	174	184	169	176	142	169
<b>7:30-8:30 AM</b>	170	186	173	177	153	172
<b>7:45-8:45 AM</b>	165	177	166	192	160	172
<b>8:00-9:00 AM</b>	159	194	167	168	156	169
<b>4:00-5:00 PM</b>	169	201	172	169	149	172
<b>4:15-5:15 PM</b>	178	207	169	179	147	176
<b>4:30-5:30 PM</b>	191	219	177	175	135	179
<b>4:45-5:45 PM</b>	185	187	193	182	132	176
<b>5:00-6:00 PM</b>	199	178	191	184	141	179

Client: AECOM  
 File Number:  
 Route: 3 - Welch Rd  
 Location: Between Oak Rd & S Pasteur Dr

Site Ref: 03  
 Direction: NB

Count Time	5/22/2023		5/23/2023		5/24/2023		5/25/2023		5/26/2023		Average	
	AM	PM	AM	PM	AM	PM	AM	PM	AM	PM	AM	PM
00:00	4	28	7	34	4	37	4	26	6	41	5	33
00:15	2	19	3	40	1	43	2	57	4	29	2	38
00:30	4	22	2	25	6	52	5	37	5	42	4	36
00:45	5	39	4	43	2	51	4	48	2	47	3	46
01:00	0	40	3	42	1	33	1	42	0	28	1	37
01:15	3	33	4	29	0	29	4	55	0	33	2	36
01:30	0	28	3	33	2	38	0	34	5	28	2	32
01:45	1	28	2	48	3	37	3	42	1	27	2	36
02:00	0	49	0	51	1	37	1	47	2	37	1	44
02:15	0	37	14	46	14	52	16	40	13	34	11	42
02:30	1	47	18	41	17	45	19	54	20	47	15	47
02:45	1	44	1	49	2	43	1	44	0	54	1	47
03:00	0	36	1	37	1	44	2	49	2	36	1	40
03:15	2	44	1	57	1	45	2	43	0	51	1	48
03:30	0	53	1	55	0	48	1	41	2	60	1	51
03:45	0	31	0	37	0	51	0	47	5	50	1	43
04:00	3	31	0	39	1	59	0	42	0	42	1	43
04:15	0	36	0	69	4	39	1	52	0	43	1	48
04:30	3	42	5	49	4	48	3	39	1	25	3	41
04:45	2	50	3	54	1	55	2	47	3	46	2	50
05:00	6	38	6	58	9	36	5	58	5	41	6	46
05:15	7	56	8	47	7	59	11	56	9	60	8	56
05:30	15	34	13	48	9	39	7	37	9	42	11	40
05:45	14	55	10	50	12	59	12	57	18	45	13	53
06:00	13	39	15	51	12	50	13	67	17	43	14	50
06:15	31	76	27	50	30	58	22	82	19	59	26	65
06:30	41	41	28	73	52	45	27	52	26	46	35	51
06:45	26	54	24	33	27	34	30	51	25	29	26	40
07:00	21	33	21	36	28	27	14	35	30	26	23	31
07:15	28	40	44	31	32	29	38	34	20	32	32	33
07:30	32	26	43	49	33	65	28	50	34	35	34	45
07:45	44	27	39	28	45	32	53	18	31	19	42	25
08:00	42	26	40	20	37	25	33	33	41	16	39	24
08:15	67	11	58	9	53	20	52	23	50	15	56	16
08:30	54	10	35	18	49	12	61	18	36	10	47	14
08:45	52	14	54	19	44	17	46	17	53	17	50	17
09:00	37	11	57	18	39	13	36	12	24	13	39	13
09:15	26	5	52	15	33	17	33	8	37	10	36	11
09:30	30	15	53	17	30	9	30	12	29	8	34	12
09:45	27	10	41	16	38	7	37	11	23	9	33	11
10:00	29	16	38	15	40	12	42	14	34	8	37	13
10:15	27	16	45	9	29	10	38	10	24	6	33	10
10:30	34	13	59	8	41	13	34	11	37	11	41	11
10:45	26	9	41	5	38	6	35	7	33	12	35	8
11:00	27	4	50	6	41	5	30	4	28	7	35	5
11:15	35	9	32	16	28	13	38	13	25	12	32	13
11:30	35	8	31	8	34	6	47	6	27	7	35	7
11:45	20	9	30	3	51	5	26	6	21	7	30	6
<b>Totals</b>	<b>877</b>	<b>1442</b>	<b>1066</b>	<b>1634</b>	<b>986</b>	<b>1609</b>	<b>949</b>	<b>1688</b>	<b>836</b>	<b>1445</b>	<b>943</b>	<b>1564</b>
<b>Day Total</b>	<b>2319</b>		<b>2700</b>		<b>2595</b>		<b>2637</b>		<b>2281</b>		<b>2506</b>	

<b>AM Pct</b>	37.8%		39.5%		38.0%		36.0%		36.7%		37.6%	
<b>Peak Hour</b>	9:00	18:30	9:00	18:15	9:00	18:30	9:00	18:30	8:45	17:30	9:00	18:30
<b>Peak Volume</b>	712	342	778	436	773	493	746	397	752	389	749	400
<b>P.H.F</b>	0.9368	0.9396	0.8493	0.9561	0.9159	0.9337	0.9279	0.8941	0.9495	0.8037	0.9512	0.9496

<b>AECOM</b>												
<b>7:00-8:00 AM</b>	125		147		138		133		115		132	
<b>7:15-8:15 AM</b>	146		166		147		152		126		147	
<b>7:30-8:30 AM</b>	185		180		168		166		156		171	
<b>7:45-8:45 AM</b>	207		172		184		199		158		184	
<b>8:00-9:00 AM</b>	215		187		183		192		180		191	
<b>4:00-5:00 PM</b>	159		211		201		180		156		181	
<b>4:15-5:15 PM</b>	166		230		178		196		155		185	
<b>4:30-5:30 PM</b>	186		208		198		200		172		193	
<b>4:45-5:45 PM</b>	178		207		189		198		189		192	
<b>5:00-6:00 PM</b>	183		203		193		208		188		195	

Client: AECOM  
 File Number:  
 Route: 4 - Quarry Rd  
 Location: Between Welch Rd & Campus Drive West

Site Ref: 04  
 Direction: SB

Count Date	5/22/2023		5/23/2023		5/24/2023		5/25/2023		5/26/2023		Average	
Count Time	AM	PM	AM	PM	AM	PM	AM	PM	AM	PM	AM	PM
00:00	1	21	4	40	6	35	5	25	11	41	5	32
00:15	2	29	4	35	5	24	5	27	1	27	3	28
00:30	1	24	8	26	4	28	4	30	3	35	4	29
00:45	1	33	3	20	3	33	5	24	4	29	3	28
01:00	3	38	3	38	5	40	3	39	2	38	3	39
01:15	2	33	2	19	2	30	3	24	3	41	2	29
01:30	0	23	1	29	1	39	7	35	4	29	3	31
01:45	1	33	2	26	4	37	2	42	3	37	2	35
02:00	2	40	0	38	2	36	2	33	2	27	2	35
02:15	0	33	0	50	4	40	1	40	2	32	1	39
02:30	1	33	3	31	0	33	2	38	4	38	2	35
02:45	5	21	4	33	3	37	5	38	2	42	4	34
03:00	2	40	2	22	2	39	5	30	6	34	3	33
03:15	2	34	1	30	4	34	1	34	1	33	2	33
03:30	2	41	2	39	2	24	3	39	3	33	2	35
03:45	5	25	5	37	4	39	7	46	5	26	5	35
04:00	6	26	4	35	7	36	1	32	10	38	6	33
04:15	3	32	8	38	3	36	5	39	5	25	5	34
04:30	3	41	8	32	7	39	13	29	4	31	7	34
04:45	9	26	5	29	13	34	14	34	8	33	10	31
05:00	9	41	8	30	2	41	6	35	4	57	6	41
05:15	15	29	15	34	16	42	24	33	9	28	16	33
05:30	7	33	22	34	19	29	12	37	20	36	16	34
05:45	35	24	29	35	27	34	30	23	15	24	27	28
06:00	21	31	18	33	17	38	21	31	14	41	18	35
06:15	22	36	23	38	21	22	30	26	19	31	23	31
06:30	19	23	22	43	34	39	36	27	19	40	26	34
06:45	23	19	18	25	13	23	11	22	11	17	15	21
07:00	11	21	19	20	19	28	22	26	19	27	18	24
07:15	24	23	20	32	21	18	28	21	19	20	22	23
07:30	25	19	26	32	26	27	23	20	27	25	25	25
07:45	38	21	28	18	31	13	32	21	20	14	30	17
08:00	28	9	17	15	26	16	20	13	22	17	23	14
08:15	20	14	27	14	28	13	15	16	39	13	26	14
08:30	29	16	27	6	24	13	23	15	19	19	24	14
08:45	31	8	37	11	41	8	21	17	40	14	34	12
09:00	36	13	31	8	41	18	28	13	31	11	33	13
09:15	31	14	20	12	26	13	23	9	31	10	26	12
09:30	29	6	38	9	35	6	24	7	43	10	34	8
09:45	28	8	29	21	36	10	22	12	29	9	29	12
10:00	26	13	28	12	30	12	23	4	21	7	26	10
10:15	31	11	35	10	40	13	24	11	28	12	32	11
10:30	26	7	32	9	31	12	16	16	26	8	26	10
10:45	25	5	41	3	38	10	17	9	27	11	30	8
11:00	32	12	34	7	34	8	24	8	22	12	29	9
11:15	21	6	27	9	35	6	19	5	27	13	26	8
11:30	28	6	31	8	33	5	24	9	35	4	30	6
11:45	24	5	36	2	28	5	35	4	20	3	29	4
<b>Totals</b>	<b>745</b>	<b>1099</b>	<b>807</b>	<b>1177</b>	<b>853</b>	<b>1215</b>	<b>726</b>	<b>1168</b>	<b>739</b>	<b>1202</b>	<b>774</b>	<b>1172</b>
<b>Day Total</b>	<b>1844</b>	<b>1984</b>	<b>1984</b>	<b>2068</b>	<b>1894</b>	<b>1941</b>	<b>1946</b>					

<b>AM Pct</b>	40.4%	40.7%	41.2%	38.3%	38.1%	39.8%						
<b>Peak Hour</b>	9:00	18:30	9:00	18:15	9:00	18:30	9:00	18:30	8:45	17:30	9:00	18:30
<b>Peak Volume</b>	712	342	778	436	773	493	746	397	752	389	749	400
<b>P.H.F</b>	0.9368	0.9396	0.8493	0.9561	0.9159	0.9337	0.9279	0.8941	0.9495	0.8037	0.9512	0.9496

**AECOM**

<b>7:00-8:00 AM</b>	98	93	97	105	85	96
<b>7:15-8:15 AM</b>	115	91	104	103	88	100
<b>7:30-8:30 AM</b>	111	98	111	90	108	104
<b>7:45-8:45 AM</b>	115	99	109	90	100	103
<b>8:00-9:00 AM</b>	108	108	119	79	120	107

<b>4:00-5:00 PM</b>	125	134	145	134	127	133
<b>4:15-5:15 PM</b>	140	129	150	137	146	140
<b>4:30-5:30 PM</b>	137	125	156	131	149	140
<b>4:45-5:45 PM</b>	129	127	146	139	154	139

Client: AECOM  
 File Number:  
 Route: 4 - Quarry Rd  
 Location: Between Welch Rd & Campus Drive West

Site Ref: 04  
 Direction: NB

Count Date	5/22/2023		5/23/2023		5/24/2023		5/25/2023		5/26/2023		Average	
Count Time	AM	PM	AM	PM	AM	PM	AM	PM	AM	PM	AM	PM
00:00	9	28	5	32	5	36	10	21	4	31	7	30
00:15	3	20	1	32	2	24	1	30	6	22	3	26
00:30	4	25	5	22	3	40	5	38	1	15	4	28
00:45	3	35	3	41	4	26	5	36	4	38	4	35
01:00	5	26	8	26	5	40	3	29	4	18	5	28
01:15	0	26	1	19	0	26	4	21	1	29	1	24
01:30	1	35	5	30	2	32	4	29	3	28	3	31
01:45	1	30	2	38	1	31	3	29	3	28	2	31
02:00	5	46	2	35	1	34	1	37	2	30	2	36
02:15	4	33	1	30	3	30	5	34	4	30	3	31
02:30	1	35	2	38	6	36	3	40	3	37	3	37
02:45	2	38	3	32	1	34	4	33	2	25	2	32
03:00	5	24	8	30	2	25	1	29	1	27	3	27
03:15	4	35	1	31	1	43	1	44	1	32	2	37
03:30	4	27	4	30	3	25	2	40	1	22	3	29
03:45	4	20	4	23	3	31	3	30	5	29	4	27
04:00	9	38	3	38	6	37	3	32	7	28	6	35
04:15	3	33	4	34	2	33	3	40	3	35	3	35
04:30	2	34	6	38	6	39	11	41	8	36	7	38
04:45	10	26	5	40	13	30	5	40	6	36	8	34
05:00	9	30	8	45	6	36	8	29	6	38	7	36
05:15	10	31	6	35	6	45	8	36	9	47	8	39
05:30	11	30	11	45	8	30	11	21	3	25	9	30
05:45	14	19	14	30	16	33	13	29	14	26	14	27
06:00	20	23	24	28	23	23	25	19	17	23	22	23
06:15	27	21	23	19	29	21	25	27	21	28	25	23
06:30	25	24	39	22	32	30	30	24	20	11	29	22
06:45	25	14	32	25	30	13	29	20	28	26	29	20
07:00	23	16	17	19	27	17	20	25	18	13	21	18
07:15	33	21	25	24	32	18	37	17	34	22	32	20
07:30	33	20	35	21	32	19	37	23	46	16	37	20
07:45	40	15	39	23	24	14	43	13	33	12	36	15
08:00	29	10	43	19	29	22	34	16	27	16	32	17
08:15	38	12	32	6	35	12	28	9	26	17	32	11
08:30	33	9	28	21	27	18	39	12	21	14	30	15
08:45	28	11	34	11	25	12	37	10	20	14	29	12
09:00	25	12	20	13	31	1	21	11	39	6	27	9
09:15	22	12	20	9	25	13	19	6	24	11	22	10
09:30	17	9	26	13	21	9	19	12	21	17	21	12
09:45	11	9	26	5	29	5	21	6	19	11	21	7
10:00	19	12	31	14	21	9	21	10	13	3	21	10
10:15	23	10	23	8	23	9	16	9	20	10	21	9
10:30	24	13	36	12	22	7	27	8	24	10	27	10
10:45	29	9	28	8	24	9	24	10	22	11	25	9
11:00	27	11	26	6	29	9	25	8	28	13	27	9
11:15	30	9	27	18	20	19	27	11	21	16	25	15
11:30	28	11	40	12	34	7	25	14	30	9	31	11
11:45	28	2	26	3	29	3	35	2	28	3	29	3
<b>Totals</b>	<b>760</b>	<b>1039</b>	<b>812</b>	<b>1153</b>	<b>758</b>	<b>1115</b>	<b>781</b>	<b>1110</b>	<b>701</b>	<b>1044</b>	<b>762</b>	<b>1092</b>
<b>Day Total</b>	<b>1799</b>		<b>1965</b>		<b>1873</b>		<b>1891</b>		<b>1745</b>		<b>1855</b>	
<b>AM Pct</b>	42.2%		41.3%		40.5%		41.3%		40.2%		41.1%	
<b>Peak Hour</b>	9:00	18:30	9:00	18:15	9:00	18:30	9:00	18:30	8:45	17:30	9:00	18:30
<b>Peak Volume</b>	712	342	778	436	773	493	746	397	752	389	749	400
<b>P.H.F</b>	0.9368	0.9396	0.8493	0.9561	0.9159	0.9337	0.9279	0.8941	0.9495	0.8037	0.9512	0.9496

**AECOM**

<b>7:00-8:00 AM</b>	129	116	115	137	131	126
<b>7:15-8:15 AM</b>	135	142	117	151	140	137
<b>7:30-8:30 AM</b>	140	149	120	142	132	137
<b>7:45-8:45 AM</b>	140	142	115	144	107	130
<b>8:00-9:00 AM</b>	128	137	116	138	94	123

<b>4:00-5:00 PM</b>	131	150	139	153	135	142
<b>4:15-5:15 PM</b>	123	157	138	150	145	143
<b>4:30-5:30 PM</b>	121	158	150	146	157	146
<b>4:45-5:45 PM</b>	117	165	141	126	146	139
<b>5:00-6:00 PM</b>	110	155	144	115	136	132

Client: AECOM  
 File Number:  
 Route: 5 - Palm Dr  
 Location: Between Campus Dr & Arboretum Rd

Site Ref: 05  
 Direction: SB

Count Date	5/22/2023		5/23/2023		5/24/2023		5/25/2023		5/26/2023		Average	
Count Time	AM	PM	AM	PM	AM	PM	AM	PM	AM	PM	AM	PM
00:00	5	58	7	65	7	58	8	72	14	66	8	64
00:15	8	62	7	42	11	74	10	78	14	67	10	65
00:30	4	56	5	64	10	65	4	68	7	59	6	62
00:45	1	65	2	74	6	53	4	64	8	71	4	65
01:00	3	61	2	83	2	71	3	92	11	73	4	76
01:15	2	76	2	69	6	85	2	78	11	59	5	73
01:30	2	57	5	60	1	57	1	73	4	68	3	63
01:45	3	57	4	65	5	57	2	94	10	68	5	68
02:00	4	57	3	60	4	59	2	64	3	81	3	64
02:15	4	75	3	92	5	71	0	64	6	88	4	78
02:30	3	59	1	68	2	77	4	88	3	88	3	76
02:45	0	61	2	76	1	64	3	77	3	81	2	72
03:00	1	73	3	59	2	59	3	64	0	92	2	69
03:15	4	70	3	56	4	60	4	69	5	67	4	64
03:30	1	49	4	51	5	70	6	62	4	68	4	60
03:45	6	47	7	76	10	79	9	83	9	81	8	73
04:00	3	63	8	68	4	65	7	71	7	88	6	71
04:15	3	60	13	72	11	83	12	91	11	72	10	76
04:30	11	72	20	66	17	71	19	80	16	61	17	70
04:45	24	59	25	75	24	83	20	69	19	64	22	70
05:00	18	67	20	67	20	61	19	73	18	98	19	73
05:15	37	83	33	81	47	79	41	82	25	61	37	77
05:30	45	77	53	74	53	89	45	81	32	74	46	79
05:45	68	57	63	74	75	96	63	84	47	80	63	78
06:00	47	61	59	104	50	116	50	84	40	79	49	89
06:15	65	55	85	85	90	89	80	89	67	72	77	78
06:30	75	51	90	59	95	70	89	64	60	54	82	60
06:45	74	43	71	71	74	74	70	75	70	64	72	65
07:00	60	74	69	57	56	70	72	62	60	73	63	67
07:15	77	60	79	62	75	54	74	55	54	66	72	59
07:30	70	53	78	47	69	51	62	55	69	58	70	53
07:45	95	45	104	44	101	60	93	56	67	48	92	51
08:00	82	48	100	49	97	43	106	52	84	50	94	48
08:15	96	45	137	45	100	49	109	42	102	48	109	46
08:30	96	41	127	28	139	54	123	38	112	49	119	42
08:45	144	44	149	46	143	42	152	48	105	41	139	44
09:00	128	31	126	36	136	49	119	36	111	38	124	38
09:15	103	27	138	33	126	45	136	33	116	42	124	36
09:30	81	24	103	30	92	40	69	25	84	34	86	31
09:45	82	34	96	28	85	39	97	46	98	38	92	37
10:00	83	31	95	29	90	56	70	43	77	35	83	39
10:15	64	28	99	28	89	36	100	36	72	44	85	34
10:30	71	18	72	27	65	24	84	26	63	28	71	25
10:45	60	15	76	24	87	24	78	18	60	14	72	19
11:00	61	15	65	4	66	20	62	18	58	24	62	16
11:15	52	11	77	15	79	15	66	17	69	23	69	16
11:30	66	3	87	15	60	13	53	22	76	22	68	15
11:45	51	12	80	3	66	11	82	17	85	16	73	12
<b>Totals</b>	<b>2143</b>	<b>2390</b>	<b>2557</b>	<b>2606</b>	<b>2462</b>	<b>2830</b>	<b>2387</b>	<b>2878</b>	<b>2146</b>	<b>2835</b>	<b>2339</b>	<b>2708</b>
<b>Day Total</b>	<b>4533</b>		<b>5163</b>		<b>5292</b>		<b>5265</b>		<b>4981</b>		<b>5047</b>	
<b>AM Pct</b>	47.3%		49.5%		46.5%		45.3%		43.1%		46.3%	
<b>Peak Hour</b>	9:00	18:30	9:00	18:15	9:00	18:30	9:00	18:30	8:45	17:30	9:00	18:30
<b>Peak Volume</b>	712	342	778	436	773	493	746	397	752	389	749	400
<b>P.H.F</b>	0.9368	0.9396	0.8493	0.9561	0.9159	0.9337	0.9279	0.8941	0.9495	0.8037	0.9512	0.9496

**AECOM**

<b>7:00-8:00 AM</b>	302	330	301	301	250	297
<b>7:15-8:15 AM</b>	324	361	342	335	274	327
<b>7:30-8:30 AM</b>	343	419	367	370	322	364
<b>7:45-8:45 AM</b>	369	468	437	431	365	414
<b>8:00-9:00 AM</b>	418	513	479	490	403	461

<b>4:00-5:00 PM</b>	254	281	302	311	285	287
<b>4:15-5:15 PM</b>	258	280	298	313	295	289
<b>4:30-5:30 PM</b>	281	289	294	304	284	290
<b>4:45-5:45 PM</b>	286	297	312	305	297	299
<b>5:00-6:00 PM</b>	284	296	325	320	313	308

Client: AECOM  
 File Number:  
 Route: 5 - Palm Dr  
 Location: Between Campus Dr & Arboretum Rd

Site Ref: 05  
 Direction: NB

Count Date	5/22/2023		5/23/2023		5/24/2023		5/25/2023		5/26/2023		Average	
	AM	PM	AM	PM	AM	PM	AM	PM	AM	PM	AM	PM
00:00	9	34	9	51	9	31	6	44	7	79	8	48
00:15	6	38	9	39	7	48	6	37	10	54	8	43
00:30	3	41	6	39	5	55	7	53	9	55	6	49
00:45	1	42	5	41	3	48	12	38	4	57	5	45
01:00	6	37	9	56	9	43	9	47	11	51	9	47
01:15	3	53	3	50	4	52	3	55	7	56	4	53
01:30	1	52	8	71	5	49	4	78	4	57	4	61
01:45	2	46	4	49	3	61	4	69	6	57	4	56
02:00	2	54	3	69	0	59	3	66	5	56	3	61
02:15	4	64	8	81	8	69	7	68	12	59	8	68
02:30	18	59	29	81	24	61	25	71	24	57	24	66
02:45	1	48	2	65	1	67	1	72	4	69	2	64
03:00	1	81	1	78	3	70	1	63	3	56	2	70
03:15	1	71	2	70	4	85	2	69	0	62	2	71
03:30	1	81	2	92	2	76	3	68	2	81	2	80
03:45	2	56	0	53	1	73	1	69	2	69	1	64
04:00	1	54	0	75	3	80	1	70	1	62	1	68
04:15	1	64	3	90	3	88	0	87	0	84	1	83
04:30	5	98	4	92	8	91	8	91	10	69	7	88
04:45	2	72	0	75	1	70	6	75	2	74	2	73
05:00	3	63	1	103	1	97	1	112	3	96	2	94
05:15	1	81	2	109	2	89	3	96	1	75	2	90
05:30	3	87	3	70	5	84	2	93	2	96	3	86
05:45	1	93	2	92	5	83	2	84	5	88	3	88
06:00	4	81	7	85	4	81	6	81	3	75	5	81
06:15	6	75	1	98	9	88	9	86	4	78	6	85
06:30	11	64	13	75	9	86	15	85	6	73	11	77
06:45	16	55	14	72	18	96	18	76	19	65	17	73
07:00	32	78	29	66	32	88	32	75	23	60	30	73
07:15	22	71	38	76	34	94	37	64	40	67	34	74
07:30	26	60	33	76	35	74	29	78	28	63	30	70
07:45	26	56	21	71	19	109	22	67	19	53	21	71
08:00	23	44	23	45	17	59	26	42	26	52	23	48
08:15	15	52	25	43	29	57	19	62	18	53	21	53
08:30	24	42	25	38	22	51	23	47	20	42	23	44
08:45	28	33	26	30	28	54	30	35	21	38	27	38
09:00	19	31	24	36	26	49	28	59	25	26	24	40
09:15	18	32	20	42	35	40	32	34	21	34	25	36
09:30	24	37	37	42	28	44	23	39	22	58	27	44
09:45	19	26	33	34	30	39	19	26	33	31	27	31
10:00	26	19	24	23	27	25	18	37	32	29	25	27
10:15	27	21	42	13	39	15	25	27	52	29	37	21
10:30	20	19	36	24	29	27	19	22	33	23	27	23
10:45	29	14	34	25	29	22	50	20	39	26	36	21
11:00	35	15	38	22	40	22	27	24	34	33	35	23
11:15	40	19	35	18	34	17	38	15	47	24	39	19
11:30	42	20	43	24	22	22	45	25	40	21	38	22
11:45	39	4	50	6	33	7	49	13	52	14	45	9
<b>Totals</b>	<b>649</b>	<b>2437</b>	<b>786</b>	<b>2775</b>	<b>744</b>	<b>2895</b>	<b>756</b>	<b>2814</b>	<b>791</b>	<b>2686</b>	<b>745</b>	<b>2721</b>
<b>Day Total</b>	<b>3086</b>	<b>3561</b>	<b>3639</b>	<b>3570</b>	<b>3477</b>	<b>3467</b>						
<b>AM Pct</b>	<b>21.0%</b>	<b>22.1%</b>	<b>20.4%</b>	<b>21.2%</b>	<b>22.7%</b>	<b>21.5%</b>						
<b>Peak Hour</b>	9:00	18:30	9:00	18:15	9:00	18:30	9:00	18:30	8:45	17:30	9:00	18:30
<b>Peak Volume</b>	712	342	778	436	773	493	746	397	752	389	749	400
<b>P.H.F</b>	0.9368	0.9396	0.8493	0.9561	0.9159	0.9337	0.9279	0.8941	0.9495	0.8037	0.9512	0.9496

**AECOM**

<b>7:00-8:00 AM</b>	106	121	120	120	110	115
<b>7:15-8:15 AM</b>	97	115	105	114	113	109
<b>7:30-8:30 AM</b>	90	102	100	96	91	96
<b>7:45-8:45 AM</b>	88	94	87	90	83	88
<b>8:00-9:00 AM</b>	90	99	96	98	85	94

<b>4:00-5:00 PM</b>	288	332	329	323	289	312
<b>4:15-5:15 PM</b>	297	360	346	365	323	338
<b>4:30-5:30 PM</b>	314	379	347	374	314	346
<b>4:45-5:45 PM</b>	303	357	340	376	341	343
<b>5:00-6:00 PM</b>	324	374	353	385	355	358



Client: AECOM  
 File Number:  
 Route: 6 - Lasuen St  
 Location: Between Campus Dr & Arboretum Rd

Site Ref: 06  
 Direction: NB

Count Time	5/22/2023		5/23/2023		5/24/2023		5/25/2023		5/26/2023		Average	
	AM	PM	AM	PM	AM	PM	AM	PM	AM	PM	AM	PM
00:00	1	3	1	1	1	4	0	3	0	2	1	3
00:15	0	5	0	2	1	4	0	2	0	2	0	3
00:30	0	4	1	4	1	3	1	2	0	2	1	3
00:45	0	2	0	10	0	2	0	2	0	3	0	4
01:00	1	3	0	3	0	9	0	3	0	3	0	4
01:15	0	6	0	1	0	1	1	1	0	5	0	3
01:30	0	3	0	4	0	3	0	3	1	1	0	3
01:45	0	4	0	4	1	5	0	4	0	4	0	4
02:00	0	2	0	7	0	4	0	3	0	3	0	4
02:15	0	1	0	4	0	1	0	3	0	3	0	2
02:30	1	1	1	1	1	5	1	3	1	3	1	3
02:45	0	2	0	3	0	4	0	2	0	7	0	4
03:00	0	6	0	3	0	4	0	2	0	4	0	4
03:15	0	3	0	4	0	3	0	1	0	4	0	3
03:30	0	6	0	1	0	4	0	4	0	4	0	4
03:45	0	4	0	6	0	6	0	6	1	7	0	6
04:00	0	5	0	5	0	5	0	7	0	4	0	5
04:15	0	2	0	4	0	4	0	7	0	4	0	4
04:30	0	3	0	4	0	4	0	6	0	6	0	5
04:45	0	4	0	8	0	11	0	5	0	4	0	6
05:00	0	4	0	7	0	13	0	5	0	3	0	6
05:15	0	4	0	10	0	11	0	8	0	2	0	7
05:30	0	2	1	5	1	3	0	6	0	2	0	4
05:45	0	3	1	3	0	6	0	3	0	0	0	3
06:00	0	5	0	9	0	10	0	6	1	4	0	7
06:15	0	2	0	3	1	2	0	4	1	4	0	3
06:30	0	6	1	5	2	2	2	3	0	2	1	4
06:45	1	2	0	3	1	1	2	5	0	2	1	3
07:00	0	3	0	7	0	6	0	3	0	1	0	4
07:15	2	2	0	3	2	1	3	1	0	1	1	2
07:30	1	2	0	3	1	2	5	1	0	2	1	2
07:45	0	2	0	2	0	6	1	2	1	1	0	3
08:00	3	3	1	4	1	0	1	4	1	1	1	2
08:15	2	1	2	0	2	2	2	2	4	3	2	2
08:30	1	2	1	0	1	0	3	2	1	4	1	2
08:45	4	0	2	0	2	1	2	0	5	1	3	0
09:00	0	2	1	0	2	1	2	0	3	0	2	1
09:15	0	1	3	1	2	3	2	2	3	0	2	1
09:30	0	1	2	1	1	0	2	1	2	6	1	2
09:45	3	0	3	2	1	0	2	2	2	1	2	1
10:00	3	1	3	1	1	0	7	0	2	0	3	0
10:15	0	0	1	0	2	0	2	0	0	1	1	0
10:30	1	0	1	0	1	0	0	0	0	0	1	0
10:45	0	1	0	0	4	0	3	0	2	2	2	1
11:00	0	0	2	0	3	0	1	0	3	0	2	0
11:15	1	0	5	0	0	0	3	0	3	0	2	0
11:30	5	0	3	1	10	0	3	0	4	0	5	0
11:45	2	0	2	0	4	0	3	0	3	0	3	0
<b>Totals</b>	<b>32</b>	<b>118</b>	<b>38</b>	<b>149</b>	<b>50</b>	<b>156</b>	<b>54</b>	<b>129</b>	<b>45</b>	<b>118</b>	<b>44</b>	<b>134</b>
<b>Day Total</b>	<b>150</b>	<b>187</b>	<b>187</b>	<b>206</b>	<b>183</b>	<b>163</b>	<b>163</b>	<b>178</b>	<b>178</b>	<b>178</b>	<b>178</b>	<b>178</b>
<b>AM Pct</b>	<b>21.3%</b>	<b>20.3%</b>	<b>20.3%</b>	<b>24.3%</b>	<b>24.3%</b>	<b>29.5%</b>	<b>29.5%</b>	<b>27.6%</b>	<b>27.6%</b>	<b>24.6%</b>	<b>24.6%</b>	<b>24.6%</b>
<b>Peak Hour</b>	9:00	18:30	9:00	18:15	9:00	18:30	9:00	18:30	8:45	17:30	9:00	18:30
<b>Peak Volume</b>	712	342	778	436	773	493	746	397	752	389	749	400
<b>P.H.F</b>	0.9368	0.9396	0.8493	0.9561	0.9159	0.9337	0.9279	0.8941	0.9495	0.8037	0.9512	0.9496

**AECOM**

<b>7:00-8:00 AM</b>	3	0	3	9	2	3
<b>7:15-8:15 AM</b>	6	1	4	10	2	5
<b>7:30-8:30 AM</b>	6	3	4	9	6	6
<b>7:45-8:45 AM</b>	6	4	4	7	7	6
<b>8:00-9:00 AM</b>	10	6	6	8	11	8
<b>4:00-5:00 PM</b>	14	21	24	25	18	20
<b>4:15-5:15 PM</b>	13	23	32	23	17	22
<b>4:30-5:30 PM</b>	15	29	39	24	15	24
<b>4:45-5:45 PM</b>	14	30	38	24	11	23
<b>5:00-6:00 PM</b>	13	25	33	22	7	20

Client: AECOM  
 File Number:  
 Route: 7 - Galvez St  
 Location: Between Campus Dr & Arboretum Rd

Site Ref: 07  
 Direction: SB

Count Date	5/22/2023		5/23/2023		5/24/2023		5/25/2023		5/26/2023		Average	
	AM	PM	AM	PM	AM	PM	AM	PM	AM	PM	AM	PM
00:00	11	63	6	52	10	61	8	51	4	50	8	55
00:15	6	54	3	55	13	54	12	48	6	62	8	55
00:30	6	59	9	54	6	48	4	54	16	43	8	52
00:45	5	63	7	68	3	76	4	51	14	57	7	63
01:00	10	56	2	56	10	73	1	58	4	65	5	62
01:15	6	55	1	55	4	43	6	46	4	58	4	51
01:30	5	57	3	56	4	51	2	62	6	59	4	57
01:45	2	39	3	47	2	50	5	44	4	57	3	47
02:00	4	48	4	56	3	37	1	40	1	68	3	50
02:15	1	43	2	47	0	48	2	56	7	51	2	49
02:30	4	50	2	51	0	56	2	52	2	41	2	50
02:45	2	53	2	39	1	55	0	54	5	36	2	47
03:00	0	27	3	41	2	47	0	61	0	42	1	44
03:15	1	54	0	44	0	47	0	54	0	68	0	53
03:30	4	43	2	63	3	63	5	61	4	50	4	56
03:45	2	65	3	57	3	67	2	62	2	80	2	66
04:00	4	58	1	64	4	53	3	69	2	42	3	57
04:15	3	48	1	64	2	58	5	60	1	49	2	56
04:30	10	43	8	70	13	53	8	55	9	47	10	54
04:45	15	59	21	87	16	66	16	73	18	80	17	73
05:00	19	78	25	61	24	55	18	56	21	61	21	62
05:15	19	62	20	78	19	56	20	76	15	62	19	67
05:30	41	72	43	80	36	96	36	78	36	73	38	80
05:45	43	104	62	116	56	119	61	91	45	68	53	100
06:00	40	62	39	75	38	74	33	63	29	62	36	67
06:15	43	66	48	81	44	86	40	81	41	53	43	73
06:30	35	40	57	52	55	63	44	47	41	49	46	50
06:45	30	48	55	56	46	73	40	68	49	55	44	60
07:00	44	56	35	45	60	83	44	91	31	81	43	71
07:15	32	48	57	55	54	77	37	65	42	43	44	58
07:30	77	63	68	50	61	60	63	59	40	48	62	56
07:45	90	56	87	75	69	51	84	61	69	37	80	56
08:00	57	38	73	58	92	51	70	46	72	64	73	51
08:15	64	59	75	53	74	49	77	51	54	59	69	54
08:30	85	43	85	50	94	48	88	40	63	43	83	45
08:45	90	31	86	41	76	28	71	40	64	31	77	34
09:00	59	33	88	35	98	25	95	32	71	38	82	33
09:15	75	22	88	24	86	25	61	24	65	23	75	24
09:30	82	24	74	15	72	30	61	18	61	28	70	23
09:45	87	15	91	17	56	25	75	15	76	18	77	18
10:00	61	16	67	16	63	20	53	16	38	24	56	18
10:15	52	13	85	20	53	19	56	18	49	26	59	19
10:30	65	17	55	8	56	15	52	18	58	22	57	16
10:45	54	6	60	10	56	15	80	19	55	16	61	13
11:00	54	13	67	14	64	15	64	14	58	21	61	15
11:15	51	16	64	7	56	9	42	17	62	18	55	13
11:30	53	13	67	12	54	6	75	10	56	17	61	12
11:45	54	6	80	11	68	6	83	11	79	13	73	9
<b>Totals</b>	<b>1657</b>	<b>2157</b>	<b>1884</b>	<b>2341</b>	<b>1779</b>	<b>2385</b>	<b>1709</b>	<b>2336</b>	<b>1549</b>	<b>2258</b>	<b>1716</b>	<b>2295</b>
<b>Day Total</b>	<b>3814</b>		<b>4225</b>		<b>4164</b>		<b>4045</b>		<b>3807</b>		<b>4011</b>	
<b>AM Pct</b>	43.4%		44.6%		42.7%		42.2%		40.7%		42.8%	
<b>Peak Hour</b>	9:00	18:30	9:00	18:15	9:00	18:30	9:00	18:30	8:45	17:30	9:00	18:30
<b>Peak Volume</b>	712	342	778	436	773	493	746	397	752	389	749	400
<b>P.H.F</b>	0.9368	0.9396	0.8493	0.9561	0.9159	0.9337	0.9279	0.8941	0.9495	0.8037	0.9512	0.9496

**AECOM**

<b>7:00-8:00 AM</b>	243	247	244	228	182	229
<b>7:15-8:15 AM</b>	256	285	276	254	223	259
<b>7:30-8:30 AM</b>	288	303	296	294	235	283
<b>7:45-8:45 AM</b>	296	320	329	319	258	304
<b>8:00-9:00 AM</b>	296	319	336	306	253	302

<b>4:00-5:00 PM</b>	208	285	230	257	218	240
<b>4:15-5:15 PM</b>	228	282	232	244	237	245
<b>4:30-5:30 PM</b>	242	296	230	260	250	256
<b>4:45-5:45 PM</b>	271	306	273	283	276	282
<b>5:00-6:00 PM</b>	316	335	326	301	264	308

Client: AECOM  
 File Number:  
 Route: 7 - Galvez St  
 Location: Between Campus Dr & Arboretum Rd

Site Ref: 07  
 Direction: NB

Count Date	5/22/2023		5/23/2023		5/24/2023		5/25/2023		5/26/2023		Average	
	AM	PM	AM	PM	AM	PM	AM	PM	AM	PM	AM	PM
00:00	10	59	5	78	7	67	6	97	7	70	7	74
00:15	5	41	5	61	10	71	8	73	5	81	7	65
00:30	4	62	10	66	6	74	4	48	3	67	5	63
00:45	2	53	7	84	2	57	2	70	6	67	4	66
01:00	5	65	2	79	3	55	4	72	9	82	5	71
01:15	4	75	5	87	5	97	5	90	8	91	5	88
01:30	3	66	1	98	4	75	0	79	4	65	2	77
01:45	0	62	5	81	3	53	3	68	5	55	3	64
02:00	1	75	6	75	11	66	7	78	7	51	6	69
02:15	6	79	5	90	6	71	8	74	3	72	6	77
02:30	0	73	13	108	14	94	10	80	18	104	11	92
02:45	3	81	3	81	2	78	6	67	6	89	4	79
03:00	1	70	1	90	0	89	1	92	3	106	1	89
03:15	1	75	1	100	3	85	1	88	1	103	1	90
03:30	2	86	2	96	1	109	0	97	1	96	1	97
03:45	0	81	0	82	1	90	1	83	0	89	0	85
04:00	0	94	0	121	1	113	2	93	0	87	1	102
04:15	3	93	1	113	3	125	2	119	0	114	2	113
04:30	2	94	3	122	3	114	6	101	1	82	3	103
04:45	0	110	1	137	3	149	3	125	2	102	2	125
05:00	2	146	2	147	3	160	2	131	1	109	2	139
05:15	0	110	0	126	6	141	5	130	4	117	3	125
05:30	5	116	3	128	0	141	5	124	3	97	3	121
05:45	4	137	7	126	3	118	12	134	4	109	6	125
06:00	7	142	4	165	5	137	4	134	3	84	5	132
06:15	2	102	4	141	3	108	14	129	3	113	5	119
06:30	13	119	7	96	14	89	12	135	13	68	12	101
06:45	20	70	20	96	12	97	14	77	15	82	16	84
07:00	28	64	21	102	24	84	24	100	32	79	26	86
07:15	15	82	18	96	17	86	22	96	22	73	19	87
07:30	29	93	31	92	30	84	29	102	26	73	29	89
07:45	27	57	41	86	27	89	31	74	22	54	30	72
08:00	36	85	35	78	29	102	31	83	32	59	33	81
08:15	28	83	35	118	22	108	27	95	45	71	31	95
08:30	39	81	41	92	30	64	33	80	24	61	33	76
08:45	26	55	50	41	36	83	37	43	38	47	37	54
09:00	30	38	25	52	37	109	42	33	38	38	34	54
09:15	35	26	38	42	33	45	37	38	35	46	36	39
09:30	26	27	42	35	35	47	33	39	39	50	35	40
09:45	43	26	48	30	28	38	33	29	50	26	40	30
10:00	48	25	42	36	36	21	42	39	38	20	41	28
10:15	40	35	44	25	41	33	45	25	48	15	44	27
10:30	32	16	55	30	42	31	47	21	49	16	45	23
10:45	34	20	50	19	34	30	30	26	49	27	39	24
11:00	46	15	47	15	39	30	44	21	64	15	48	19
11:15	47	16	42	12	45	20	47	17	59	17	48	16
11:30	51	11	78	15	56	15	62	17	52	11	60	14
11:45	68	11	63	10	55	8	59	9	57	9	60	9
<b>Totals</b>	<b>833</b>	<b>3302</b>	<b>969</b>	<b>3900</b>	<b>830</b>	<b>3850</b>	<b>902</b>	<b>3675</b>	<b>954</b>	<b>3259</b>	<b>898</b>	<b>3597</b>
<b>Day Total</b>	<b>4135</b>		<b>4869</b>		<b>4680</b>		<b>4577</b>		<b>4213</b>		<b>4495</b>	
<b>AM Pct</b>	20.1%		19.9%		17.7%		19.7%		22.6%		20.0%	
<b>Peak Hour</b>	9:00	18:30	9:00	18:15	9:00	18:30	9:00	18:30	8:45	17:30	9:00	18:30
<b>Peak Volume</b>	712	342	778	436	773	493	746	397	752	389	749	400
<b>P.H.F</b>	0.9368	0.9396	0.8493	0.9561	0.9159	0.9337	0.9279	0.8941	0.9495	0.8037	0.9512	0.9496

**AECOM**

<b>7:00-8:00 AM</b>	99	111	98	106	102	103
<b>7:15-8:15 AM</b>	107	125	103	113	102	110
<b>7:30-8:30 AM</b>	120	142	108	118	125	123
<b>7:45-8:45 AM</b>	130	152	108	122	123	127
<b>8:00-9:00 AM</b>	129	161	117	128	139	135

<b>4:00-5:00 PM</b>	391	493	501	438	385	442
<b>4:15-5:15 PM</b>	443	519	548	476	407	479
<b>4:30-5:30 PM</b>	460	532	564	487	410	491
<b>4:45-5:45 PM</b>	482	538	591	510	425	509
<b>5:00-6:00 PM</b>	509	527	560	519	432	509

Client: AECOM  
 File Number:  
 Route: 8 - Serra St  
 Location: Between El Camino Real & Olmsted Rd

Site Ref: 08  
 Direction: WB

Count Date	5/22/2023		5/23/2023		5/24/2023		5/25/2023		5/26/2023		Average	
	AM	PM	AM	PM	AM	PM	AM	PM	AM	PM	AM	PM
00:00	11	45	11	52	19	62	16	62	22	42	16	53
00:15	10	43	6	62	13	53	15	55	14	71	12	57
00:30	12	51	6	58	13	60	12	58	12	63	11	58
00:45	11	52	11	55	9	62	12	59	13	50	11	56
01:00	9	63	9	45	11	54	12	55	15	59	11	55
01:15	4	49	8	54	10	50	6	47	8	57	7	51
01:30	2	64	4	53	5	38	4	68	11	48	5	54
01:45	3	54	3	42	1	50	2	61	10	59	4	53
02:00	2	44	3	49	4	37	6	43	4	71	4	49
02:15	0	61	2	49	3	34	4	51	7	42	3	47
02:30	1	43	2	43	2	54	2	64	2	37	2	48
02:45	3	52	3	45	3	52	0	53	5	59	3	52
03:00	2	43	2	29	5	35	2	58	4	49	3	43
03:15	4	28	0	42	2	46	2	40	6	53	3	42
03:30	1	42	1	54	1	57	1	52	1	65	1	54
03:45	2	38	0	48	2	44	6	63	3	50	3	49
04:00	3	56	2	49	5	71	5	60	4	68	4	61
04:15	4	59	13	46	5	53	7	75	6	66	7	60
04:30	24	50	10	63	13	52	11	61	8	58	13	57
04:45	13	48	16	69	19	54	18	59	13	43	16	55
05:00	12	52	13	57	23	84	9	75	8	71	13	68
05:15	25	50	34	79	25	75	29	65	23	73	27	68
05:30	30	48	22	84	38	65	31	74	23	67	29	68
05:45	43	63	62	72	44	58	57	62	41	74	49	66
06:00	26	65	31	70	26	80	30	55	26	81	28	70
06:15	41	47	35	46	35	67	37	62	25	53	35	55
06:30	41	64	37	83	41	70	33	73	28	58	36	70
06:45	38	57	50	48	47	54	49	53	34	70	44	56
07:00	40	47	34	57	35	67	29	61	22	65	32	59
07:15	33	46	41	52	40	59	52	68	23	57	38	56
07:30	33	45	40	52	39	55	34	52	37	53	37	51
07:45	68	56	55	59	76	60	64	49	53	57	63	56
08:00	55	52	65	55	48	86	53	54	49	69	54	63
08:15	58	50	59	64	54	40	50	61	43	51	53	53
08:30	76	52	69	47	66	58	70	54	65	51	69	52
08:45	71	59	60	51	58	61	76	44	54	76	64	58
09:00	76	44	82	35	73	61	62	68	56	58	70	53
09:15	65	44	55	48	66	61	56	42	59	78	60	55
09:30	49	46	58	58	62	67	51	58	65	44	57	55
09:45	66	22	78	36	53	40	67	56	72	41	67	39
10:00	67	35	62	39	53	44	46	47	72	52	60	43
10:15	52	34	49	38	54	37	54	35	45	43	51	37
10:30	26	25	41	39	49	15	50	26	47	38	43	29
10:45	55	23	50	23	63	25	59	17	55	28	56	23
11:00	48	20	48	24	57	27	51	26	50	29	51	25
11:15	53	23	65	22	55	20	59	41	61	35	59	28
11:30	66	17	48	18	41	25	49	38	45	26	50	25
11:45	61	21	55	23	63	13	54	21	71	19	61	19
<b>Totals</b>	<b>1495</b>	<b>2192</b>	<b>1510</b>	<b>2386</b>	<b>1529</b>	<b>2492</b>	<b>1504</b>	<b>2581</b>	<b>1420</b>	<b>2627</b>	<b>1492</b>	<b>2456</b>
<b>Day Total</b>	<b>3687</b>		<b>3896</b>		<b>4021</b>		<b>4085</b>		<b>4047</b>		<b>3947</b>	
<b>AM Pct</b>	<b>40.5%</b>		<b>38.8%</b>		<b>38.0%</b>		<b>36.8%</b>		<b>35.1%</b>		<b>37.8%</b>	
<b>Peak Hour</b>	9:00	18:30	9:00	18:15	9:00	18:30	9:00	18:30	8:45	17:30	9:00	18:30
<b>Peak Volume</b>	712	342	778	436	773	493	746	397	752	389	749	400
<b>P.H.F</b>	0.9368	0.9396	0.8493	0.9561	0.9159	0.9337	0.9279	0.8941	0.9495	0.8037	0.9512	0.9496

**AECOM**

<b>7:00-8:00 AM</b>	174	170	190	179	135	170
<b>7:15-8:15 AM</b>	189	201	203	203	162	192
<b>7:30-8:30 AM</b>	214	219	217	201	182	207
<b>7:45-8:45 AM</b>	257	248	244	237	210	239
<b>8:00-9:00 AM</b>	260	253	226	249	211	240
<b>4:00-5:00 PM</b>	213	227	230	255	235	232
<b>4:15-5:15 PM</b>	209	235	243	270	238	239
<b>4:30-5:30 PM</b>	200	268	265	260	245	248
<b>4:45-5:45 PM</b>	198	289	278	273	254	258
<b>5:00-6:00 PM</b>	213	292	282	276	285	270

Client: AECOM  
 File Number:  
 Route: 8 - Serra St  
 Location: Between El Camino Real & Olmsted Rd

Site Ref: 08  
 Direction: EB

Count Date	5/22/2023		5/23/2023		5/24/2023		5/25/2023		5/26/2023		Average	
	AM	PM	AM	PM	AM	PM	AM	PM	AM	PM	AM	PM
00:00	22	56	20	50	15	64	24	58	36	91	23	64
00:15	20	54	11	55	16	69	21	51	26	84	19	63
00:30	19	51	17	59	23	59	18	70	31	101	22	68
00:45	6	53	16	60	10	56	8	51	17	76	11	59
01:00	14	61	10	67	12	67	14	51	35	63	17	62
01:15	9	70	5	50	14	67	13	43	16	58	11	58
01:30	8	68	7	62	9	80	13	67	11	102	10	76
01:45	6	78	5	71	5	63	7	61	26	86	10	72
02:00	6	61	4	58	7	69	6	45	13	78	7	62
02:15	4	61	5	71	12	91	9	95	11	82	8	80
02:30	5	86	10	107	8	95	11	95	20	99	11	96
02:45	9	60	3	82	5	69	6	84	14	94	7	78
03:00	3	76	3	71	1	65	1	85	5	90	3	77
03:15	2	74	2	70	5	83	4	91	8	112	4	86
03:30	2	67	1	90	2	84	1	111	4	85	2	87
03:45	0	66	1	57	3	77	5	81	1	72	2	71
04:00	2	73	2	72	2	68	6	94	3	79	3	77
04:15	3	75	1	97	8	78	4	98	1	84	3	86
04:30	3	61	6	61	4	71	6	84	8	117	5	79
04:45	6	83	6	78	5	72	5	86	8	111	6	86
05:00	4	67	4	59	5	77	5	86	6	101	5	78
05:15	6	65	4	75	8	65	4	111	11	115	7	86
05:30	6	71	8	57	7	79	9	89	6	92	7	78
05:45	13	71	10	63	10	73	12	96	8	111	11	83
06:00	9	71	7	91	11	65	13	101	20	128	12	91
06:15	11	89	6	69	13	78	10	95	10	120	10	90
06:30	15	83	20	58	18	68	10	97	10	117	15	85
06:45	12	66	17	71	17	70	17	88	17	88	16	77
07:00	23	69	13	79	18	83	20	103	29	108	21	88
07:15	26	74	24	73	28	78	17	92	17	89	22	81
07:30	29	49	23	64	25	73	30	80	38	91	29	71
07:45	41	59	33	79	45	94	46	84	39	86	41	80
08:00	43	61	41	82	49	67	50	76	47	70	46	71
08:15	56	68	43	66	45	68	50	81	42	63	47	69
08:30	49	47	55	65	51	74	52	101	62	53	54	68
08:45	40	59	54	66	46	60	68	63	59	67	53	63
09:00	62	46	46	66	62	66	53	70	57	78	56	65
09:15	39	44	44	48	53	67	47	86	63	74	49	64
09:30	45	56	43	65	71	54	44	60	42	51	49	57
09:45	52	40	36	51	53	48	57	78	77	56	55	55
10:00	40	45	49	39	42	42	46	63	74	49	50	48
10:15	51	35	45	43	44	44	56	66	51	49	49	47
10:30	45	36	54	40	42	36	53	55	63	56	51	45
10:45	48	35	31	45	42	38	27	39	94	39	48	39
11:00	52	29	53	16	44	33	61	38	51	45	52	32
11:15	53	33	57	22	39	23	53	39	64	46	53	33
11:30	62	24	47	28	51	30	49	39	74	42	57	33
11:45	68	21	48	22	60	28	78	31	90	31	69	27
<b>Totals</b>	<b>1149</b>	<b>2847</b>	<b>1050</b>	<b>2990</b>	<b>1165</b>	<b>3128</b>	<b>1219</b>	<b>3608</b>	<b>1515</b>	<b>3879</b>	<b>1220</b>	<b>3290</b>
<b>Day Total</b>	<b>3996</b>	<b>4040</b>	<b>4293</b>	<b>4827</b>	<b>5394</b>	<b>4510</b>						
<b>AM Pct</b>	<b>28.8%</b>	<b>26.0%</b>	<b>27.1%</b>	<b>25.3%</b>	<b>28.1%</b>	<b>27.0%</b>						
<b>Peak Hour</b>	9:00	18:30	9:00	18:15	9:00	18:30	9:00	18:30	8:45	17:30	9:00	18:30
<b>Peak Volume</b>	712	342	778	436	773	493	746	397	752	389	749	400
<b>P.H.F</b>	0.9368	0.9396	0.8493	0.9561	0.9159	0.9337	0.9279	0.8941	0.9495	0.8037	0.9512	0.9496

**AECOM**

<b>7:00-8:00 AM</b>	119	93	116	113	123	113
<b>7:15-8:15 AM</b>	139	121	147	143	141	138
<b>7:30-8:30 AM</b>	169	140	164	176	166	163
<b>7:45-8:45 AM</b>	189	172	190	198	190	188
<b>8:00-9:00 AM</b>	188	193	191	220	210	200
<b>4:00-5:00 PM</b>	292	308	289	362	391	328
<b>4:15-5:15 PM</b>	286	295	298	354	413	329
<b>4:30-5:30 PM</b>	276	273	285	367	444	329
<b>4:45-5:45 PM</b>	286	269	293	372	419	328
<b>5:00-6:00 PM</b>	274	254	294	382	419	325

Client: AECOM  
 File Number:  
 Route: 9 - Yale St  
 Location: Between Olmsted Rd & Stanford Ave

Site Ref: 09  
 Direction: WB

Count Time	5/22/2023		5/23/2023		5/24/2023		5/25/2023		5/26/2023		Average	
	AM	PM	AM	PM	AM	PM	AM	PM	AM	PM	AM	PM
00:00	1	9	1	12	1	9	1	6	0	12	1	10
00:15	2	10	3	9	0	8	1	13	1	13	1	11
00:30	3	8	2	10	1	5	2	11	3	8	2	8
00:45	1	7	0	7	0	11	1	12	2	17	1	11
01:00	1	9	3	12	1	6	2	7	0	11	1	9
01:15	1	6	2	11	1	6	0	10	1	11	1	9
01:30	0	8	0	13	0	8	1	10	1	6	0	9
01:45	0	6	2	8	0	14	0	6	0	8	0	8
02:00	0	6	0	7	0	11	0	9	0	14	0	9
02:15	1	13	0	15	1	7	0	15	1	17	1	13
02:30	0	9	0	15	0	7	0	12	1	9	0	10
02:45	0	10	1	9	0	17	0	11	0	6	0	11
03:00	0	11	0	13	0	18	0	7	0	9	0	12
03:15	0	11	0	8	0	13	0	7	0	11	0	10
03:30	1	6	0	15	0	8	1	11	0	10	0	10
03:45	1	8	1	7	1	9	1	10	0	12	1	9
04:00	1	12	1	9	1	10	1	8	0	11	1	10
04:15	0	8	1	18	1	12	1	18	0	10	1	13
04:30	2	14	2	9	0	17	1	11	1	13	1	13
04:45	2	15	6	22	3	19	2	10	1	14	3	16
05:00	4	10	3	13	5	15	6	19	2	18	4	15
05:15	1	19	0	15	1	18	2	17	1	17	1	17
05:30	2	12	2	22	2	13	1	19	0	14	1	16
05:45	0	17	3	15	4	22	2	22	0	14	2	18
06:00	5	12	3	10	4	17	4	18	3	17	4	15
06:15	6	17	7	18	6	9	3	17	7	17	6	16
06:30	8	13	9	18	6	13	8	18	6	9	7	14
06:45	12	18	14	13	10	18	6	19	4	16	9	17
07:00	12	13	8	18	8	13	6	16	5	13	8	15
07:15	4	12	4	12	10	15	5	10	6	10	6	12
07:30	4	10	8	9	7	15	6	16	8	9	7	12
07:45	9	8	12	14	13	12	7	16	11	12	10	12
08:00	21	12	14	11	15	11	17	11	13	6	16	10
08:15	11	12	10	6	10	9	16	15	17	13	13	11
08:30	16	16	8	10	15	13	18	13	10	11	13	13
08:45	9	15	11	15	10	6	15	15	15	12	12	13
09:00	14	11	15	12	12	13	14	8	13	9	14	11
09:15	14	9	14	11	11	6	9	6	12	6	12	8
09:30	24	5	14	7	19	4	17	10	14	8	18	7
09:45	11	1	13	4	10	3	13	9	10	8	11	5
10:00	12	2	9	4	4	4	14	5	13	9	10	5
10:15	11	5	8	8	6	9	5	10	5	10	7	8
10:30	8	1	13	5	9	2	7	4	5	4	8	3
10:45	9	3	12	3	9	3	15	6	10	7	11	4
11:00	10	1	4	3	9	3	15	5	9	3	9	3
11:15	4	2	6	2	6	1	10	4	10	4	7	3
11:30	11	2	7	1	6	4	11	2	15	7	10	3
11:45	9	1	9	4	13	2	5	3	12	5	10	3
<b>Totals</b>	<b>278</b>	<b>445</b>	<b>265</b>	<b>512</b>	<b>251</b>	<b>488</b>	<b>272</b>	<b>537</b>	<b>248</b>	<b>510</b>	<b>263</b>	<b>498</b>
<b>Day Total</b>	<b>723</b>		<b>777</b>		<b>739</b>		<b>809</b>		<b>758</b>		<b>761</b>	
<b>AM Pct</b>	<b>38.5%</b>		<b>34.1%</b>		<b>34.0%</b>		<b>33.6%</b>		<b>32.7%</b>		<b>34.5%</b>	
<b>Peak Hour</b>	9:00	18:30	9:00	18:15	9:00	18:30	9:00	18:30	8:45	17:30	9:00	18:30
<b>Peak Volume</b>	712	342	778	436	773	493	746	397	752	389	749	400
<b>P.H.F</b>	0.9368	0.9396	0.8493	0.9561	0.9159	0.9337	0.9279	0.8941	0.9495	0.8037	0.9512	0.9496

**AECOM**

<b>7:00-8:00 AM</b>	29	32	38	24	30	31
<b>7:15-8:15 AM</b>	38	38	45	35	38	39
<b>7:30-8:30 AM</b>	45	44	45	46	49	46
<b>7:45-8:45 AM</b>	57	44	53	58	51	53
<b>8:00-9:00 AM</b>	57	43	50	66	55	54

<b>4:00-5:00 PM</b>	49	58	58	47	48	52
<b>4:15-5:15 PM</b>	47	62	63	58	55	57
<b>4:30-5:30 PM</b>	58	59	69	57	62	61
<b>4:45-5:45 PM</b>	56	72	65	65	63	64
<b>5:00-6:00 PM</b>	58	65	68	77	63	66

Client: AECOM  
 File Number:  
 Route: 9 - Yale St  
 Location: Between Olmsted Rd & Stanford Ave

Site Ref: 09  
 Direction: EB

Count Time	5/22/2023		5/23/2023		5/24/2023		5/25/2023		5/26/2023		Average	
	AM	PM	AM	PM	AM	PM	AM	PM	AM	PM	AM	PM
00:00	1	9	2	10	2	13	4	8	1	10	2	10
00:15	1	4	1	12	0	10	0	11	0	6	0	9
00:30	1	8	2	4	1	7	0	12	2	8	1	8
00:45	0	8	1	10	1	6	1	5	2	16	1	9
01:00	0	16	0	7	1	13	0	13	1	5	0	11
01:15	0	9	1	8	1	3	1	7	0	15	1	8
01:30	2	13	1	18	0	17	0	15	0	10	1	15
01:45	0	10	0	5	0	10	1	3	0	12	0	8
02:00	0	14	1	14	0	11	0	11	1	10	0	12
02:15	0	9	2	13	0	8	0	11	0	10	0	10
02:30	0	14	0	11	0	14	0	10	0	13	0	12
02:45	0	13	0	12	0	13	0	9	1	7	0	11
03:00	0	14	0	13	0	11	0	13	0	13	0	13
03:15	0	11	0	13	0	14	0	10	0	14	0	12
03:30	0	10	0	8	0	11	0	8	0	10	0	9
03:45	0	12	0	12	0	9	1	15	0	13	0	12
04:00	0	17	0	16	0	19	0	12	0	21	0	17
04:15	1	14	0	13	1	11	0	12	0	13	0	13
04:30	0	14	0	18	0	9	0	11	0	12	0	13
04:45	0	12	0	16	1	20	0	22	0	15	0	17
05:00	1	21	3	26	1	20	1	17	1	27	1	22
05:15	1	17	0	15	1	20	1	19	0	23	1	19
05:30	2	10	1	18	0	18	0	15	1	15	1	15
05:45	2	11	1	23	2	16	0	20	1	15	1	17
06:00	1	15	3	10	0	9	2	22	1	16	1	14
06:15	2	17	0	11	0	17	1	20	6	14	2	16
06:30	4	21	6	14	1	15	5	18	1	19	3	17
06:45	4	16	2	11	4	17	4	16	1	13	3	15
07:00	1	9	2	14	2	12	1	15	6	14	2	13
07:15	9	8	8	10	6	4	8	13	7	6	8	8
07:30	7	7	7	10	6	14	7	14	11	15	8	12
07:45	13	5	18	7	17	11	10	13	9	16	13	10
08:00	17	9	15	5	17	7	14	6	14	8	15	7
08:15	9	12	9	9	12	9	14	12	12	13	11	11
08:30	9	9	10	7	12	5	14	7	12	11	11	8
08:45	16	5	16	6	14	6	18	5	13	4	15	5
09:00	15	6	12	8	11	4	11	7	18	7	13	6
09:15	5	2	19	7	15	8	8	5	9	4	11	5
09:30	11	2	19	4	13	7	17	4	11	7	14	5
09:45	9	2	6	3	12	5	12	6	12	3	10	4
10:00	11	2	9	3	9	8	16	8	10	4	11	5
10:15	1	3	8	3	5	7	5	3	7	6	5	4
10:30	9	2	5	2	6	1	13	4	11	2	9	2
10:45	11	4	7	0	6	1	9	3	7	4	8	2
11:00	7	0	5	3	7	1	8	2	13	3	8	2
11:15	5	2	8	1	8	1	9	2	5	4	7	2
11:30	5	0	12	2	9	1	13	1	8	5	9	2
11:45	7	0	7	1	13	2	7	0	10	3	9	1
<b>Totals</b>	<b>200</b>	<b>448</b>	<b>229</b>	<b>466</b>	<b>217</b>	<b>475</b>	<b>236</b>	<b>495</b>	<b>225</b>	<b>514</b>	<b>221</b>	<b>480</b>
<b>Day Total</b>	<b>648</b>	<b>648</b>	<b>695</b>	<b>695</b>	<b>692</b>	<b>692</b>	<b>731</b>	<b>731</b>	<b>739</b>	<b>739</b>	<b>701</b>	<b>701</b>
<b>AM Pct</b>	30.9%		32.9%		31.4%		32.3%		30.4%		31.6%	
<b>Peak Hour</b>	9:00	18:30	9:00	18:15	9:00	18:30	9:00	18:30	8:45	17:30	9:00	18:30
<b>Peak Volume</b>	712	342	778	436	773	493	746	397	752	389	749	400
<b>P.H.F</b>	0.9368	0.9396	0.8493	0.9561	0.9159	0.9337	0.9279	0.8941	0.9495	0.8037	0.9512	0.9496

**AECOM**

<b>7:00-8:00 AM</b>	30	35	31	26	33	31
<b>7:15-8:15 AM</b>	46	48	46	39	41	44
<b>7:30-8:30 AM</b>	46	49	52	45	46	48
<b>7:45-8:45 AM</b>	48	52	58	52	47	51
<b>8:00-9:00 AM</b>	51	50	55	60	51	53

<b>4:00-5:00 PM</b>	57	63	59	57	61	59
<b>4:15-5:15 PM</b>	61	73	60	62	67	65
<b>4:30-5:30 PM</b>	64	75	69	69	77	71
<b>4:45-5:45 PM</b>	60	75	78	73	80	73
<b>5:00-6:00 PM</b>	59	82	74	71	80	73

Client: AECOM  
 File Number:  
 Route: 10 - Wellesley St  
 Location: Between Olmsted Rd & Stanford Ave

Site Ref: 10  
 Direction: WB

Count Time	5/22/2023		5/23/2023		5/24/2023		5/25/2023		5/26/2023		Average	
	AM	PM	AM	PM	AM	PM	AM	PM	AM	PM	AM	PM
00:00	2	5	0	4	2	5	1	7	1	3	1	5
00:15	1	1	1	4	0	3	2	6	4	2	2	3
00:30	1	5	0	5	2	6	2	7	1	8	1	6
00:45	1	5	1	4	2	4	1	4	1	5	1	4
01:00	0	2	1	3	0	0	0	3	1	3	0	2
01:15	1	7	0	6	1	9	1	6	0	6	1	7
01:30	0	8	0	4	0	4	1	0	0	7	0	5
01:45	0	3	0	5	0	1	1	3	0	4	0	3
02:00	2	2	0	5	0	4	0	4	2	6	1	4
02:15	0	7	0	4	1	3	2	4	0	8	1	5
02:30	0	11	1	4	0	5	0	10	2	7	1	7
02:45	0	5	1	5	1	10	0	8	1	7	1	7
03:00	0	11	0	7	0	2	0	6	0	4	0	6
03:15	0	6	0	4	1	5	0	3	0	8	0	5
03:30	1	9	0	9	0	9	0	5	1	12	0	9
03:45	0	6	0	9	0	14	0	5	0	8	0	8
04:00	0	10	0	5	1	10	0	10	1	6	0	8
04:15	0	9	0	4	0	3	0	5	0	12	0	7
04:30	0	5	0	4	0	8	0	6	1	9	0	6
04:45	0	3	0	9	0	7	0	9	0	8	0	7
05:00	0	8	0	6	0	6	0	7	0	9	0	7
05:15	1	4	2	8	1	6	1	9	0	9	1	7
05:30	0	8	0	11	0	7	1	8	1	8	0	8
05:45	0	6	0	15	0	8	1	14	1	10	0	11
06:00	0	9	1	10	4	9	0	10	1	11	1	10
06:15	1	8	2	4	0	17	2	9	0	16	1	11
06:30	1	10	1	13	3	14	5	5	4	13	3	11
06:45	0	13	1	9	0	10	1	8	2	14	1	11
07:00	0	6	0	11	1	7	1	12	1	8	1	9
07:15	2	12	3	11	0	5	1	8	1	15	1	10
07:30	2	6	2	10	4	7	2	9	3	8	3	8
07:45	8	12	1	4	3	18	5	12	1	8	4	11
08:00	3	6	4	9	4	6	4	10	4	9	4	8
08:15	7	15	5	12	6	7	8	5	4	6	6	9
08:30	5	8	4	15	5	8	5	14	3	10	4	11
08:45	7	12	2	6	5	11	7	7	2	6	5	8
09:00	3	2	6	7	8	7	4	19	3	9	5	9
09:15	4	6	5	8	6	11	4	7	6	10	5	8
09:30	2	2	4	10	4	7	5	8	6	5	4	6
09:45	13	5	6	8	2	10	6	7	5	4	6	7
10:00	1	5	4	3	7	5	6	7	6	10	5	6
10:15	2	7	7	6	7	5	3	3	2	9	4	6
10:30	3	4	6	4	4	1	5	6	9	2	5	3
10:45	5	4	3	2	5	5	7	4	1	4	4	4
11:00	3	4	7	13	6	1	4	2	4	1	5	4
11:15	8	1	5	3	5	3	5	5	3	6	5	4
11:30	7	3	5	4	10	5	8	5	6	8	7	5
11:45	5	1	7	1	8	4	7	2	7	4	7	2
<b>Totals</b>	<b>102</b>	<b>307</b>	<b>98</b>	<b>327</b>	<b>119</b>	<b>322</b>	<b>119</b>	<b>333</b>	<b>102</b>	<b>365</b>	<b>108</b>	<b>331</b>
<b>Day Total</b>	<b>409</b>		<b>425</b>		<b>441</b>		<b>452</b>		<b>467</b>		<b>439</b>	
<b>AM Pct</b>	24.9%		23.1%		27.0%		26.3%		21.8%		24.6%	
Peak Hour	9:00	18:30	9:00	18:15	9:00	18:30	9:00	18:30	8:45	17:30	9:00	18:30
Peak Volume	712	342	778	436	773	493	746	397	752	389	749	400
P.H.F	0.9368	0.9396	0.8493	0.9561	0.9159	0.9337	0.9279	0.8941	0.9495	0.8037	0.9512	0.9496

**AECOM**

<b>7:00-8:00 AM</b>	12	6	8	9	6	8
<b>7:15-8:15 AM</b>	15	10	11	12	9	11
<b>7:30-8:30 AM</b>	20	12	17	19	12	16
<b>7:45-8:45 AM</b>	23	14	18	22	12	18
<b>8:00-9:00 AM</b>	22	15	20	24	13	19
<b>4:00-5:00 PM</b>	27	22	28	30	35	28
<b>4:15-5:15 PM</b>	25	23	24	27	38	27
<b>4:30-5:30 PM</b>	20	27	27	31	35	28
<b>4:45-5:45 PM</b>	23	34	26	33	34	30
<b>5:00-6:00 PM</b>	26	40	27	38	36	33



Client: AECOM  
 File Number:  
 Route: 10 - Wellesley St  
 Location: Between Olmsted Rd & Stanford Ave

Site Ref: 10  
 Direction: EB

Count Time	5/22/2023		5/23/2023		5/24/2023		5/25/2023		5/26/2023		Average	
	AM	PM	AM	PM	AM	PM	AM	PM	AM	PM	AM	PM
00:00	4	6	0	11	3	4	1	10	2	9	2	8
00:15	1	10	0	9	0	8	0	2	0	5	0	7
00:30	1	8	1	7	2	6	0	7	6	15	2	9
00:45	1	9	1	5	2	7	2	3	2	4	2	6
01:00	0	6	0	2	0	4	1	3	1	7	0	4
01:15	0	4	3	4	1	7	0	4	2	7	1	5
01:30	0	4	0	4	0	6	0	2	0	7	0	5
01:45	0	5	0	2	0	3	1	6	0	3	0	4
02:00	0	4	0	4	0	6	1	9	0	3	0	5
02:15	0	6	0	9	0	10	0	4	0	2	0	6
02:30	0	7	0	4	1	4	1	13	2	8	1	7
02:45	0	6	0	9	0	1	0	6	1	9	0	6
03:00	0	7	0	7	0	5	0	3	0	4	0	5
03:15	1	8	0	10	0	8	0	3	1	5	0	7
03:30	1	2	0	6	0	2	0	7	1	7	0	5
03:45	1	4	1	4	0	8	0	6	0	10	0	6
04:00	0	8	1	11	0	9	0	3	1	9	0	8
04:15	0	2	0	6	1	9	2	7	1	8	1	6
04:30	0	8	0	6	0	5	1	9	1	10	0	8
04:45	0	12	0	5	1	5	0	10	1	3	0	7
05:00	0	9	0	10	1	8	0	7	0	7	0	8
05:15	1	2	1	6	0	7	0	14	0	10	0	8
05:30	0	12	1	5	1	12	2	18	1	10	1	11
05:45	0	10	0	10	0	8	2	10	0	10	0	10
06:00	0	9	2	11	0	9	0	11	2	11	1	10
06:15	2	11	0	11	1	18	0	7	0	7	1	11
06:30	1	5	1	10	2	12	2	12	3	9	2	10
06:45	0	10	1	11	0	9	2	9	6	6	2	9
07:00	1	8	3	8	2	8	4	7	0	8	2	8
07:15	3	10	4	9	4	5	3	16	3	14	3	11
07:30	5	11	5	3	6	10	4	11	2	9	4	9
07:45	9	6	4	10	6	10	7	9	8	7	7	8
08:00	8	7	8	9	8	3	6	10	9	11	8	8
08:15	6	10	9	6	5	5	3	6	6	8	6	7
08:30	6	8	3	10	5	8	10	12	8	8	6	9
08:45	6	6	3	5	7	7	7	5	3	8	5	6
09:00	7	5	6	4	8	3	6	5	6	7	7	5
09:15	7	0	7	4	8	5	4	4	2	2	6	3
09:30	9	3	5	6	7	4	4	8	5	4	6	5
09:45	3	4	5	6	4	6	9	3	5	7	5	5
10:00	2	3	3	3	1	2	3	3	4	3	3	3
10:15	5	6	7	0	5	5	3	4	4	10	5	5
10:30	5	2	4	1	5	1	5	2	8	6	5	2
10:45	3	2	11	2	5	2	4	3	4	0	5	2
11:00	2	3	5	3	2	4	2	3	3	3	3	3
11:15	4	0	1	1	8	1	10	3	3	2	5	1
11:30	4	3	3	3	8	0	5	3	5	4	5	3
11:45	7	1	7	1	10	1	2	3	10	3	7	2
<b>Totals</b>	<b>116</b>	<b>292</b>	<b>116</b>	<b>293</b>	<b>130</b>	<b>290</b>	<b>119</b>	<b>325</b>	<b>135</b>	<b>329</b>	<b>123</b>	<b>306</b>
<b>Day Total</b>	<b>408</b>		<b>409</b>		<b>420</b>		<b>444</b>		<b>464</b>		<b>429</b>	
<b>AM Pct</b>	28.4%		28.4%		31.0%		26.8%		29.1%		28.7%	
<b>Peak Hour</b>	9:00	18:30	9:00	18:15	9:00	18:30	9:00	18:30	8:45	17:30	9:00	18:30
<b>Peak Volume</b>	712	342	778	436	773	493	746	397	752	389	749	400
<b>P.H.F</b>	0.9368	0.9396	0.8493	0.9561	0.9159	0.9337	0.9279	0.8941	0.9495	0.8037	0.9512	0.9496

**AECOM**

<b>7:00-8:00 AM</b>	18	16	18	18	13	17
<b>7:15-8:15 AM</b>	25	21	24	20	22	22
<b>7:30-8:30 AM</b>	28	26	25	20	25	25
<b>7:45-8:45 AM</b>	29	24	24	26	31	27
<b>8:00-9:00 AM</b>	26	23	25	26	26	25

<b>4:00-5:00 PM</b>	30	28	28	29	30	29
<b>4:15-5:15 PM</b>	31	27	27	33	28	29
<b>4:30-5:30 PM</b>	31	27	25	40	30	31
<b>4:45-5:45 PM</b>	35	26	32	49	30	34
<b>5:00-6:00 PM</b>	33	31	35	49	37	37

Client: AECOM  
 File Number:  
 Route: 11 - Oberlin St  
 Location: Between Olmsted Rd & Stanford Ave

Site Ref: 11  
 Direction: WB

Count Date	5/22/2023		5/23/2023		5/24/2023		5/25/2023		5/26/2023		Average	
	AM	PM	AM	PM	AM	PM	AM	PM	AM	PM	AM	PM
00:00	2	4	1	3	1	3	0	1	2	3	1	3
00:15	0	0	0	7	0	6	0	4	1	3	0	4
00:30	0	1	2	1	0	1	0	0	0	2	0	1
00:45	1	3	0	1	0	6	0	2	1	2	0	3
01:00	0	5	0	5	0	12	0	4	1	1	0	5
01:15	0	3	1	1	0	15	0	3	1	7	0	6
01:30	0	0	0	3	0	4	0	1	1	2	0	2
01:45	0	7	0	5	1	4	0	8	0	7	0	6
02:00	0	17	0	15	0	3	0	10	0	12	0	11
02:15	1	9	0	5	0	3	0	5	0	7	0	6
02:30	0	4	1	9	0	4	0	8	2	3	1	6
02:45	0	6	0	3	1	3	0	6	1	7	0	5
03:00	0	4	0	4	0	1	0	4	0	5	0	4
03:15	1	1	0	6	0	1	0	3	0	6	0	3
03:30	0	9	0	3	1	0	0	1	0	1	0	3
03:45	0	2	1	4	0	6	0	3	1	7	0	4
04:00	0	1	0	5	0	4	0	7	0	4	0	4
04:15	1	3	0	6	0	4	2	2	1	3	1	4
04:30	0	3	0	2	1	4	0	4	2	1	1	3
04:45	0	2	0	4	0	3	0	3	0	1	0	3
05:00	0	3	1	4	2	7	0	2	1	3	1	4
05:15	0	4	0	6	0	7	1	1	0	5	0	5
05:30	2	3	2	6	2	5	1	13	1	5	2	6
05:45	0	2	1	8	0	5	1	3	0	2	0	4
06:00	1	8	3	4	3	2	2	6	2	7	2	5
06:15	6	2	4	5	3	9	1	3	0	1	3	4
06:30	0	7	1	5	0	2	1	2	4	2	1	4
06:45	1	5	2	3	2	5	3	7	3	1	2	4
07:00	4	6	2	3	2	9	4	6	3	6	3	6
07:15	3	2	4	5	3	5	4	3	2	3	3	4
07:30	2	5	2	6	5	2	8	9	7	1	5	5
07:45	22	1	23	5	25	7	19	4	25	13	23	6
08:00	38	0	44	8	41	5	41	7	35	4	40	5
08:15	4	6	4	2	2	1	8	4	7	3	5	3
08:30	3	2	5	2	6	4	4	3	6	7	5	4
08:45	5	5	6	2	0	4	3	3	5	3	4	3
09:00	2	7	6	4	4	1	6	5	2	4	4	4
09:15	3	1	4	3	3	2	5	1	5	4	4	2
09:30	1	2	0	2	5	7	3	2	3	3	2	3
09:45	2	0	5	2	1	6	2	4	1	6	2	4
10:00	0	3	2	2	0	1	0	7	0	3	0	3
10:15	3	0	3	1	1	0	5	5	2	5	3	2
10:30	2	0	5	2	1	1	4	1	0	2	2	1
10:45	3	2	1	5	1	2	3	2	4	1	2	2
11:00	1	2	3	1	5	1	3	1	4	2	3	1
11:15	5	1	2	1	6	1	4	1	6	1	5	1
11:30	3	0	4	0	4	2	2	0	6	2	4	1
11:45	3	0	4	0	5	2	2	0	1	3	3	1
<b>Totals</b>	<b>125</b>	<b>163</b>	<b>149</b>	<b>189</b>	<b>137</b>	<b>192</b>	<b>142</b>	<b>184</b>	<b>149</b>	<b>186</b>	<b>140</b>	<b>183</b>
<b>Day Total</b>	<b>288</b>	<b>338</b>	<b>329</b>	<b>326</b>	<b>335</b>	<b>323</b>						
<b>AM Pct</b>	<b>43.4%</b>	<b>44.1%</b>	<b>41.6%</b>	<b>43.6%</b>	<b>44.5%</b>	<b>43.4%</b>						
Peak Hour	9:00	18:30	9:00	18:15	9:00	18:30	9:00	18:30	8:45	17:30	9:00	18:30
Peak Volume	712	342	778	436	773	493	746	397	752	389	749	400
P.H.F	0.9368	0.9396	0.8493	0.9561	0.9159	0.9337	0.9279	0.8941	0.9495	0.8037	0.9512	0.9496

**AECOM**

<b>7:00-8:00 AM</b>	31	31	35	35	37	34
<b>7:15-8:15 AM</b>	65	73	74	72	69	71
<b>7:30-8:30 AM</b>	66	73	73	76	74	72
<b>7:45-8:45 AM</b>	67	76	74	72	73	72
<b>8:00-9:00 AM</b>	50	59	49	56	53	53

<b>4:00-5:00 PM</b>	9	17	15	16	9	13
<b>4:15-5:15 PM</b>	11	16	18	11	8	13
<b>4:30-5:30 PM</b>	12	16	21	10	10	14
<b>4:45-5:45 PM</b>	12	20	22	19	14	17
<b>5:00-6:00 PM</b>	12	24	24	19	15	19

Client: AECOM  
 File Number:  
 Route: 11 - Oberlin St  
 Location: Between Olmsted Rd & Stanford Ave

Site Ref: 11  
 Direction: EB

Count Time	5/22/2023		5/23/2023		5/24/2023		5/25/2023		5/26/2023		Average	
	AM	PM	AM	PM	AM	PM	AM	PM	AM	PM	AM	PM
00:00	1	5	0	4	0	2	1	4	0	4	0	4
00:15	1	0	1	5	0	4	1	4	1	4	1	3
00:30	0	2	2	4	0	3	1	2	0	4	1	3
00:45	0	3	0	2	0	3	0	4	2	3	0	3
01:00	0	4	0	4	0	8	0	2	1	4	0	4
01:15	0	5	0	4	0	8	0	4	1	1	0	4
01:30	0	5	0	4	0	4	0	6	0	3	0	4
01:45	0	2	0	1	0	9	0	2	0	5	0	4
02:00	0	3	0	2	1	3	0	0	0	2	0	2
02:15	0	9	0	10	0	4	1	11	0	12	0	9
02:30	0	7	0	9	0	5	0	5	0	6	0	6
02:45	0	4	0	17	1	7	0	8	2	7	1	9
03:00	0	3	0	7	0	3	0	6	0	1	0	4
03:15	0	5	0	6	0	7	0	5	0	6	0	6
03:30	0	3	0	2	1	5	0	5	0	5	0	4
03:45	0	7	0	3	0	6	0	4	0	7	0	5
04:00	0	8	0	9	1	4	0	6	1	8	0	7
04:15	0	9	0	5	0	8	1	7	0	9	0	8
04:30	0	9	0	5	0	4	0	9	0	10	0	7
04:45	0	5	1	6	0	8	0	4	0	6	0	6
05:00	0	7	0	8	0	2	0	6	0	6	0	6
05:15	0	9	0	5	0	10	0	6	0	6	0	7
05:30	2	5	1	7	0	8	0	7	0	6	1	7
05:45	0	6	0	9	0	7	0	10	1	7	0	8
06:00	0	9	0	8	0	3	0	11	0	11	0	8
06:15	0	7	1	5	0	7	0	5	0	2	0	5
06:30	0	6	0	3	0	8	0	5	1	7	0	6
06:45	0	4	2	6	1	4	1	3	2	8	1	5
07:00	1	3	0	3	2	5	2	9	3	8	2	6
07:15	4	3	3	7	2	5	1	8	3	7	3	6
07:30	5	1	4	2	7	3	3	4	3	5	4	3
07:45	1	6	4	6	3	2	2	5	2	6	2	5
08:00	9	1	11	4	11	2	11	4	12	4	11	3
08:15	8	4	5	6	5	4	7	3	5	4	6	4
08:30	9	1	7	0	4	5	7	2	5	1	6	2
08:45	2	4	9	1	8	2	14	3	7	2	8	2
09:00	5	2	4	2	4	1	5	6	9	2	5	3
09:15	3	4	3	4	4	1	7	0	4	4	4	3
09:30	4	1	1	2	7	2	7	1	8	1	5	1
09:45	2	0	1	2	4	6	2	3	8	2	3	3
10:00	3	0	2	2	2	1	7	1	2	1	3	1
10:15	2	0	2	0	1	1	2	0	4	1	2	0
10:30	0	0	3	1	4	1	3	2	3	1	3	1
10:45	2	2	6	1	4	0	1	3	1	0	3	1
11:00	0	0	1	1	2	0	1	0	0	1	1	0
11:15	5	1	4	3	3	1	6	1	5	0	5	1
11:30	3	1	4	0	9	2	5	1	3	1	5	1
11:45	4	0	7	1	6	1	4	1	9	1	6	1
<b>Totals</b>	<b>76</b>	<b>185</b>	<b>89</b>	<b>208</b>	<b>97</b>	<b>199</b>	<b>103</b>	<b>208</b>	<b>108</b>	<b>212</b>	<b>95</b>	<b>202</b>
<b>Day Total</b>	<b>261</b>	<b>297</b>	<b>296</b>	<b>311</b>	<b>320</b>	<b>297</b>						
<b>AM Pct</b>	<b>29.1%</b>	<b>30.0%</b>	<b>32.8%</b>	<b>33.1%</b>	<b>33.8%</b>	<b>31.9%</b>						
Peak Hour	9:00	18:30	9:00	18:15	9:00	18:30	9:00	18:30	8:45	17:30	9:00	18:30
Peak Volume	712	342	778	436	773	493	746	397	752	389	749	400
P.H.F	0.9368	0.9396	0.8493	0.9561	0.9159	0.9337	0.9279	0.8941	0.9495	0.8037	0.9512	0.9496

**AECOM**

<b>7:00-8:00 AM</b>	11	11	14	8	11	11
<b>7:15-8:15 AM</b>	19	22	23	17	20	20
<b>7:30-8:30 AM</b>	23	24	26	23	22	24
<b>7:45-8:45 AM</b>	27	27	23	27	24	26
<b>8:00-9:00 AM</b>	28	32	28	39	29	31
<b>4:00-5:00 PM</b>	31	25	24	26	33	28
<b>4:15-5:15 PM</b>	30	24	22	26	31	27
<b>4:30-5:30 PM</b>	30	24	24	25	28	26
<b>4:45-5:45 PM</b>	26	26	28	23	24	25
<b>5:00-6:00 PM</b>	27	29	27	29	25	27

Client: AECOM  
 File Number:  
 Route: 12 - Olmsted Rd  
 Location: North of Escondido Rd

Site Ref: 12  
 Direction: NB

Count Date	5/22/2023		5/23/2023		5/24/2023		5/25/2023		5/26/2023		Average	
	AM	PM	AM	PM	AM	PM	AM	PM	AM	PM	AM	PM
00:00	0	4	0	2	0	0	0	5	0	3	0	3
00:15	0	3	0	1	0	2	0	2	1	2	0	2
00:30	0	3	0	0	0	10	1	3	0	5	0	4
00:45	0	5	0	6	0	7	0	0	0	4	0	4
01:00	0	3	0	2	0	16	0	2	0	0	0	5
01:15	0	4	0	3	1	13	0	2	0	1	0	5
01:30	0	0	0	4	0	5	0	1	0	4	0	3
01:45	0	0	0	3	0	1	0	6	0	4	0	3
02:00	0	7	0	7	1	2	0	3	0	5	0	5
02:15	0	7	0	8	0	2	0	14	0	8	0	8
02:30	0	1	0	2	0	2	0	3	0	2	0	2
02:45	0	3	0	9	0	3	0	3	0	5	0	5
03:00	0	4	0	0	0	1	0	2	0	2	0	2
03:15	0	0	0	2	0	0	0	0	0	2	0	1
03:30	0	7	0	0	0	2	0	1	0	2	0	2
03:45	0	5	0	5	0	11	0	4	0	8	0	7
04:00	0	5	0	1	0	5	0	4	0	1	0	3
04:15	0	3	0	2	0	3	0	1	0	2	0	2
04:30	0	2	0	2	0	4	0	2	0	4	0	3
04:45	0	2	0	7	0	2	0	0	0	5	0	3
05:00	0	1	0	3	0	4	0	1	0	3	0	2
05:15	0	5	0	6	0	1	0	3	0	3	0	4
05:30	0	2	0	5	0	4	0	5	0	5	0	4
05:45	0	2	0	4	0	3	0	1	1	3	0	3
06:00	0	2	1	7	1	3	1	4	1	4	1	4
06:15	1	2	2	3	0	2	0	1	0	2	1	2
06:30	0	3	0	2	1	2	2	1	2	4	1	2
06:45	1	4	1	2	2	3	0	2	0	0	1	2
07:00	2	3	6	1	3	4	3	1	3	1	3	2
07:15	5	0	4	2	5	4	7	3	2	0	5	2
07:30	7	0	6	0	9	2	5	4	8	0	7	1
07:45	8	0	7	2	6	2	11	1	9	2	8	1
08:00	16	2	9	1	18	1	22	3	24	0	18	1
08:15	5	2	4	2	1	0	9	1	7	1	5	1
08:30	5	1	0	1	4	1	4	0	4	0	3	1
08:45	5	2	1	0	2	0	6	3	6	1	4	1
09:00	0	1	1	0	5	0	1	0	8	2	3	1
09:15	0	0	4	1	1	0	3	0	0	3	2	1
09:30	2	1	2	0	2	1	3	1	0	0	2	1
09:45	0	1	1	2	0	0	2	0	3	1	1	1
10:00	4	0	1	0	1	0	1	0	1	0	2	0
10:15	3	0	1	0	1	0	1	0	1	0	1	0
10:30	1	1	2	0	1	0	0	0	3	1	1	0
10:45	2	0	2	0	2	0	1	0	1	0	2	0
11:00	7	0	4	0	4	0	4	0	4	0	5	0
11:15	8	1	5	0	8	0	9	0	6	0	7	0
11:30	5	0	5	0	7	0	6	0	10	0	7	0
11:45	3	0	1	1	2	1	2	0	2	0	2	0
<b>Totals</b>	<b>90</b>	<b>104</b>	<b>70</b>	<b>111</b>	<b>88</b>	<b>129</b>	<b>104</b>	<b>93</b>	<b>107</b>	<b>105</b>	<b>92</b>	<b>108</b>
<b>Day Total</b>	<b>194</b>		<b>181</b>		<b>217</b>		<b>197</b>		<b>212</b>		<b>200</b>	
<b>AM Pct</b>	<b>46.4%</b>		<b>38.7%</b>		<b>40.6%</b>		<b>52.8%</b>		<b>50.5%</b>		<b>45.9%</b>	
<b>Peak Hour</b>	9:00	18:30	9:00	18:15	9:00	18:30	9:00	18:30	8:45	17:30	9:00	18:30
<b>Peak Volume</b>	712	342	778	436	773	493	746	397	752	389	749	400
<b>P.H.F</b>	0.9368	0.9396	0.8493	0.9561	0.9159	0.9337	0.9279	0.8941	0.9495	0.8037	0.9512	0.9496

**AECOM**

<b>7:00-8:00 AM</b>	22	23	23	26	22	23
<b>7:15-8:15 AM</b>	36	26	38	45	43	38
<b>7:30-8:30 AM</b>	36	26	34	47	48	38
<b>7:45-8:45 AM</b>	34	20	29	46	44	35
<b>8:00-9:00 AM</b>	31	14	25	41	41	30

<b>4:00-5:00 PM</b>	12	12	14	7	12	11
<b>4:15-5:15 PM</b>	8	14	13	4	14	11
<b>4:30-5:30 PM</b>	10	18	11	6	15	12
<b>4:45-5:45 PM</b>	10	21	11	9	16	13
<b>5:00-6:00 PM</b>	10	18	12	10	14	13

Client: AECOM  
 File Number:  
 Route: 12 - Olmsted Rd  
 Location: North of Escondido Rd

Site Ref: 12  
 Direction: SB

Count Date	5/22/2023		5/23/2023		5/24/2023		5/25/2023		5/26/2023		Average	
	AM	PM	AM	PM	AM	PM	AM	PM	AM	PM	AM	PM
00:00	0	6	0	3	0	3	0	0	0	3	0	3
00:15	0	3	0	4	0	4	0	4	0	4	0	4
00:30	0	1	1	4	0	2	0	5	0	5	0	3
00:45	0	5	0	3	0	5	0	3	0	6	0	4
01:00	0	3	0	3	0	15	0	3	0	4	0	6
01:15	0	1	0	4	0	22	0	6	0	4	0	7
01:30	0	1	0	3	0	9	0	2	0	6	0	4
01:45	0	4	0	4	0	1	0	4	0	1	0	3
02:00	0	10	0	8	0	4	0	11	0	8	0	8
02:15	0	13	0	10	0	3	0	7	0	12	0	9
02:30	0	8	0	4	0	2	0	7	0	5	0	5
02:45	0	11	0	10	0	6	0	8	0	9	0	9
03:00	0	1	0	1	1	3	0	3	0	0	0	2
03:15	0	2	0	6	0	4	0	4	0	9	0	5
03:30	0	7	0	5	0	1	0	4	0	2	0	4
03:45	1	4	0	7	0	4	0	4	0	2	0	4
04:00	0	4	0	6	0	10	0	5	0	6	0	6
04:15	0	4	0	5	0	6	0	6	0	6	0	5
04:30	0	7	0	3	0	6	0	1	0	4	0	4
04:45	0	4	0	3	0	5	0	1	0	5	0	4
05:00	0	2	0	2	1	5	0	4	0	6	0	4
05:15	0	6	1	2	0	5	0	6	0	3	0	4
05:30	0	3	0	9	0	1	0	4	0	4	0	4
05:45	0	2	1	5	1	7	1	3	0	3	1	4
06:00	0	3	4	4	2	4	2	4	0	6	2	4
06:15	1	2	2	2	1	1	2	1	3	1	2	1
06:30	0	1	0	3	0	0	1	1	1	2	0	1
06:45	0	2	1	2	0	0	0	2	0	0	0	1
07:00	2	2	2	1	1	0	2	1	1	1	2	1
07:15	1	2	0	1	1	1	1	0	2	0	1	1
07:30	2	0	3	1	4	3	7	1	5	0	4	1
07:45	23	0	24	1	22	2	16	2	22	0	21	1
08:00	42	0	45	2	42	2	47	1	36	1	42	1
08:15	4	3	4	0	6	0	14	2	9	0	7	1
08:30	4	0	3	1	6	1	9	1	7	0	6	1
08:45	5	0	2	1	4	1	4	1	16	2	6	1
09:00	3	3	4	1	5	1	5	0	8	0	5	1
09:15	1	0	2	1	2	1	4	1	7	3	3	1
09:30	3	0	0	1	4	0	2	1	1	0	2	0
09:45	3	0	3	0	4	0	4	1	5	1	4	0
10:00	0	1	3	0	3	0	4	1	2	0	2	0
10:15	7	0	5	2	1	0	3	0	5	1	4	1
10:30	1	0	1	0	0	0	5	1	2	0	2	0
10:45	3	0	1	0	1	0	1	0	4	0	2	0
11:00	3	0	2	1	1	0	2	1	4	1	2	1
11:15	2	0	0	0	5	0	1	0	4	0	2	0
11:30	6	0	7	0	4	1	12	1	7	0	7	0
11:45	7	0	8	0	11	0	7	0	11	1	9	0
<b>Totals</b>	<b>124</b>	<b>131</b>	<b>129</b>	<b>139</b>	<b>133</b>	<b>151</b>	<b>156</b>	<b>129</b>	<b>162</b>	<b>137</b>	<b>141</b>	<b>137</b>
<b>Day Total</b>	<b>255</b>	<b>268</b>	<b>284</b>	<b>285</b>	<b>299</b>	<b>278</b>						
<b>AM Pct</b>	<b>48.6%</b>	<b>48.1%</b>	<b>46.8%</b>	<b>54.7%</b>	<b>54.2%</b>	<b>50.6%</b>						
<b>Peak Hour</b>	9:00	18:30	9:00	18:15	9:00	18:30	9:00	18:30	8:45	17:30	9:00	18:30
<b>Peak Volume</b>	712	342	778	436	773	493	746	397	752	389	749	400
<b>P.H.F</b>	0.9368	0.9396	0.8493	0.9561	0.9159	0.9337	0.9279	0.8941	0.9495	0.8037	0.9512	0.9496

**AECOM**

<b>7:00-8:00 AM</b>	28	29	28	26	30	28
<b>7:15-8:15 AM</b>	68	72	69	71	65	69
<b>7:30-8:30 AM</b>	71	76	74	84	72	75
<b>7:45-8:45 AM</b>	73	76	76	86	74	77
<b>8:00-9:00 AM</b>	55	54	58	74	68	62

<b>4:00-5:00 PM</b>	19	17	27	13	21	19
<b>4:15-5:15 PM</b>	17	13	22	12	21	17
<b>4:30-5:30 PM</b>	19	10	21	12	18	16
<b>4:45-5:45 PM</b>	15	16	16	15	18	16
<b>5:00-6:00 PM</b>	13	18	18	17	16	16

Client: AECOM  
 File Number:  
 Route: 13 - Bowdoin St  
 Location: Between Stanford Ave & Pine Hill Rd

Site Ref: 13  
 Direction: WB

Count Date	5/22/2023		5/23/2023		5/24/2023		5/25/2023		5/26/2023		Average	
	AM	PM	AM	PM	AM	PM	AM	PM	AM	PM	AM	PM
00:00	10	58	8	44	6	52	7	59	8	44	8	51
00:15	5	47	5	40	8	55	9	40	6	52	7	47
00:30	3	47	5	49	4	46	6	52	5	53	5	49
00:45	3	55	5	45	4	48	2	59	5	50	4	51
01:00	1	54	1	40	1	34	1	54	9	52	3	47
01:15	1	70	5	41	1	51	0	28	3	54	2	49
01:30	2	54	2	42	0	45	3	38	2	49	2	46
01:45	1	45	0	46	3	49	3	56	0	58	1	51
02:00	1	46	1	37	1	51	1	33	0	48	1	43
02:15	1	56	1	44	1	42	2	54	3	53	2	50
02:30	0	40	0	43	0	40	0	50	3	49	1	44
02:45	2	47	2	44	2	47	1	52	6	70	3	52
03:00	0	30	0	47	2	47	0	35	0	53	0	42
03:15	0	40	2	51	1	60	3	56	2	70	2	55
03:30	2	50	0	51	0	49	2	49	0	68	1	53
03:45	2	48	0	49	4	50	0	68	1	58	1	55
04:00	5	52	3	59	2	64	2	64	1	68	3	61
04:15	5	62	1	62	4	78	3	61	0	46	3	62
04:30	3	40	5	55	5	45	6	66	8	79	5	57
04:45	10	46	6	72	14	61	15	53	10	68	11	60
05:00	14	53	17	58	17	71	11	77	15	72	15	66
05:15	15	67	19	72	19	76	16	82	10	74	16	74
05:30	44	76	34	77	37	65	27	73	23	71	33	72
05:45	60	57	72	79	54	71	61	67	53	62	60	67
06:00	57	51	50	67	55	56	36	69	40	71	48	63
06:15	40	59	43	66	52	64	54	61	28	57	43	61
06:30	52	34	51	44	60	49	49	50	32	57	49	47
06:45	45	44	48	42	53	43	44	50	42	65	46	49
07:00	47	36	59	59	48	37	48	43	38	55	48	46
07:15	57	48	54	53	64	49	61	54	50	60	57	53
07:30	84	38	79	47	88	40	78	44	73	64	80	47
07:45	101	39	86	46	95	47	87	35	72	48	88	43
08:00	105	30	116	43	100	43	94	40	93	39	102	39
08:15	86	48	104	46	104	31	114	47	87	35	99	41
08:30	108	33	111	27	97	27	84	30	76	39	95	31
08:45	94	37	102	39	126	43	124	41	94	30	108	38
09:00	98	29	104	32	99	35	86	30	77	31	93	31
09:15	81	21	97	42	101	31	76	29	71	24	85	29
09:30	94	14	80	23	69	23	73	26	65	37	76	25
09:45	59	10	76	21	68	26	66	22	58	34	65	23
10:00	53	23	61	22	68	19	50	18	47	31	56	23
10:15	63	8	71	16	46	16	56	24	40	27	55	18
10:30	38	15	68	18	49	18	52	18	51	28	52	19
10:45	51	9	64	10	61	5	55	20	55	25	57	14
11:00	50	5	67	12	46	15	43	13	46	16	50	12
11:15	49	3	52	12	49	10	47	15	46	14	49	11
11:30	60	5	54	5	54	9	67	15	53	15	58	10
11:45	58	4	66	7	58	8	57	7	65	9	61	7
<b>Totals</b>	<b>1820</b>	<b>1883</b>	<b>1957</b>	<b>2046</b>	<b>1900</b>	<b>2041</b>	<b>1782</b>	<b>2127</b>	<b>1572</b>	<b>2332</b>	<b>1806</b>	<b>2086</b>
<b>Day Total</b>	<b>3703</b>	<b>4003</b>	<b>3941</b>	<b>3909</b>	<b>3904</b>	<b>3892</b>						
<b>AM Pct</b>	<b>49.1%</b>	<b>48.9%</b>	<b>48.2%</b>	<b>45.6%</b>	<b>40.3%</b>	<b>46.4%</b>						
<b>Peak Hour</b>	9:00	18:30	9:00	18:15	9:00	18:30	9:00	18:30	8:45	17:30	9:00	18:30
<b>Peak Volume</b>	712	342	778	436	773	493	746	397	752	389	749	400
<b>P.H.F</b>	0.9368	0.9396	0.8493	0.9561	0.9159	0.9337	0.9279	0.8941	0.9495	0.8037	0.9512	0.9496

**AECOM**

<b>7:00-8:00 AM</b>	289	278	295	274	233	274
<b>7:15-8:15 AM</b>	347	335	347	320	288	327
<b>7:30-8:30 AM</b>	376	385	387	373	325	369
<b>7:45-8:45 AM</b>	400	417	396	379	328	384
<b>8:00-9:00 AM</b>	393	433	427	416	350	404
<b>4:00-5:00 PM</b>	200	248	248	244	261	240
<b>4:15-5:15 PM</b>	201	247	255	257	265	245
<b>4:30-5:30 PM</b>	206	257	253	278	293	257
<b>4:45-5:45 PM</b>	242	279	273	285	285	273
<b>5:00-6:00 PM</b>	253	286	283	299	279	280

Client: AECOM  
 File Number:  
 Route: 13 - Bowdoin St  
 Location: Between Stanford Ave & Pine Hill Rd

Site Ref: 13  
 Direction: EB

Count Date	5/22/2023		5/23/2023		5/24/2023		5/25/2023		5/26/2023		Average	
	AM	PM	AM	PM	AM	PM	AM	PM	AM	PM	AM	PM
00:00	8	42	9	47	15	53	11	53	11	52	11	49
00:15	5	27	3	46	10	52	11	52	9	51	8	46
00:30	4	41	2	50	6	41	2	49	8	45	4	45
00:45	3	42	9	61	4	44	7	36	6	61	6	49
01:00	4	38	3	57	2	51	2	35	3	45	3	45
01:15	4	39	2	52	1	48	3	62	1	70	2	54
01:30	1	61	1	67	2	50	4	60	1	77	2	63
01:45	1	53	1	52	4	50	1	52	1	63	2	54
02:00	2	80	0	71	0	61	0	54	1	60	1	65
02:15	1	59	3	69	4	76	3	58	3	68	3	66
02:30	3	114	3	110	2	112	3	101	5	81	3	104
02:45	3	70	3	64	2	77	2	75	4	70	3	71
03:00	1	62	0	70	1	62	0	77	1	95	1	73
03:15	0	90	0	75	1	83	1	71	1	82	1	80
03:30	1	79	1	74	2	84	1	78	2	92	1	81
03:45	1	72	0	74	1	78	0	83	0	66	0	75
04:00	0	65	2	101	1	102	1	87	0	84	1	88
04:15	0	89	0	105	0	100	2	106	0	89	0	98
04:30	0	104	0	114	0	117	3	89	1	92	1	103
04:45	1	101	0	107	1	94	1	91	0	74	1	93
05:00	2	127	1	132	3	132	2	118	2	122	2	126
05:15	5	100	4	114	2	122	3	112	1	104	3	110
05:30	1	115	4	125	3	115	4	120	3	97	3	114
05:45	4	108	4	101	1	111	3	118	6	101	4	108
06:00	4	72	4	129	12	101	2	111	5	92	5	101
06:15	4	71	3	96	2	99	7	101	7	93	5	92
06:30	9	80	6	89	7	102	7	92	7	70	7	87
06:45	16	61	14	82	9	94	13	72	16	54	14	73
07:00	12	63	13	59	19	88	9	79	17	84	14	75
07:15	22	47	14	56	28	61	22	60	17	64	21	58
07:30	23	59	27	70	25	61	27	55	19	51	24	59
07:45	43	32	39	56	32	52	39	53	37	51	38	49
08:00	36	38	44	57	38	50	38	51	27	48	37	49
08:15	33	53	32	48	22	57	40	54	33	33	32	49
08:30	33	39	44	45	32	37	29	55	42	40	36	43
08:45	45	45	37	38	42	40	38	28	34	33	39	37
09:00	39	34	40	32	37	38	31	45	27	48	35	39
09:15	38	33	36	27	26	33	32	37	37	56	34	37
09:30	26	27	33	42	31	30	25	41	32	36	29	35
09:45	34	17	30	30	38	24	25	36	21	36	30	29
10:00	34	26	25	20	38	23	34	25	36	26	33	24
10:15	35	17	30	19	31	20	27	19	40	16	33	18
10:30	33	9	41	21	29	14	36	10	35	16	35	14
10:45	28	14	37	18	32	11	29	21	35	21	32	17
11:00	32	10	40	15	38	19	33	13	37	25	36	16
11:15	46	5	36	14	39	8	41	18	48	18	42	13
11:30	40	8	43	9	35	9	30	15	42	21	38	12
11:45	45	5	54	6	26	7	41	11	52	13	44	8
<b>Totals</b>	<b>765</b>	<b>2643</b>	<b>777</b>	<b>3016</b>	<b>736</b>	<b>2993</b>	<b>725</b>	<b>2939</b>	<b>773</b>	<b>2886</b>	<b>755</b>	<b>2895</b>
<b>Day Total</b>	<b>3408</b>		<b>3793</b>		<b>3729</b>		<b>3664</b>		<b>3659</b>		<b>3651</b>	

<b>AM Pct</b>	22.4%		20.5%		19.7%		19.8%		21.1%		20.7%	
<b>Peak Hour</b>	9:00	18:30	9:00	18:15	9:00	18:30	9:00	18:30	8:45	17:30	9:00	18:30
<b>Peak Volume</b>	712	342	778	436	773	493	746	397	752	389	749	400
<b>P.H.F</b>	0.9368	0.9396	0.8493	0.9561	0.9159	0.9337	0.9279	0.8941	0.9495	0.8037	0.9512	0.9496

**AECOM**

<b>7:00-8:00 AM</b>	100		93		104		97		90		97
<b>7:15-8:15 AM</b>	124		124		123		126		100		119
<b>7:30-8:30 AM</b>	135		142		117		144		116		131
<b>7:45-8:45 AM</b>	145		159		124		146		139		143
<b>8:00-9:00 AM</b>	147		157		134		145		136		144

<b>4:00-5:00 PM</b>	359		427		413		373		339		382
<b>4:15-5:15 PM</b>	421		458		443		404		377		421
<b>4:30-5:30 PM</b>	432		467		465		410		392		433
<b>4:45-5:45 PM</b>	443		478		463		441		397		444
<b>5:00-6:00 PM</b>	450		472		480		468		424		459

Client: AECOM  
 File Number:  
 Route: 14 - Raimundo Way  
 Location: Between Stanford Ave & Pine Hill Rd

Site Ref: 14  
 Direction: WB

Count Time	5/22/2023		5/23/2023		5/24/2023		5/25/2023		5/26/2023		Average	
	AM	PM	AM	PM	AM	PM	AM	PM	AM	PM	AM	PM
00:00	1	13	1	11	1	8	0	15	1	17	1	13
00:15	2	11	0	8	0	14	0	12	1	8	1	11
00:30	1	4	0	11	0	14	0	6	1	11	0	9
00:45	2	12	1	11	0	6	3	8	0	16	1	11
01:00	0	14	0	13	0	15	0	13	0	13	0	14
01:15	0	15	1	15	1	13	1	13	0	11	1	13
01:30	0	13	0	6	2	8	0	9	0	10	0	9
01:45	0	9	0	12	0	10	0	14	1	11	0	11
02:00	0	13	1	9	0	7	0	9	0	13	0	10
02:15	1	10	0	12	0	18	1	6	0	10	0	11
02:30	0	13	0	12	0	12	0	16	1	18	0	14
02:45	1	14	0	6	0	17	0	7	1	7	0	10
03:00	0	5	0	10	0	6	0	11	0	14	0	9
03:15	1	13	0	11	0	6	0	10	0	14	0	11
03:30	1	7	0	7	0	10	0	12	0	15	0	10
03:45	0	11	0	8	0	16	0	10	0	13	0	12
04:00	0	16	0	11	0	14	0	13	0	18	0	14
04:15	0	11	0	12	1	14	0	18	0	14	0	14
04:30	1	13	0	13	0	13	1	20	0	12	0	14
04:45	0	8	0	13	1	14	0	10	1	13	0	12
05:00	1	13	0	16	0	12	0	15	0	12	0	14
05:15	1	13	0	10	0	9	0	17	0	9	0	12
05:30	0	11	0	14	2	12	1	16	0	10	1	13
05:45	3	10	4	13	1	13	2	15	2	13	2	13
06:00	1	11	0	15	1	20	1	12	2	9	1	13
06:15	3	14	6	12	2	11	1	10	2	8	3	11
06:30	4	13	3	13	2	4	6	7	6	11	4	10
06:45	4	6	3	11	6	9	4	1	4	9	4	7
07:00	4	8	6	11	1	10	3	12	7	8	4	10
07:15	9	8	10	6	15	7	10	9	10	9	11	8
07:30	16	3	7	3	10	5	16	6	15	10	13	5
07:45	14	9	14	6	9	6	15	7	21	3	15	6
08:00	11	8	11	6	10	5	16	3	11	9	12	6
08:15	15	4	11	7	16	4	11	5	10	10	13	6
08:30	17	6	16	9	19	3	9	7	13	4	15	6
08:45	18	9	19	4	14	3	18	12	16	2	17	6
09:00	15	4	14	6	15	7	10	6	11	10	13	7
09:15	15	5	8	2	25	1	9	6	11	5	14	4
09:30	13	3	12	1	8	1	12	6	11	8	11	4
09:45	10	2	13	2	14	5	9	2	12	2	12	3
10:00	5	5	12	0	8	3	10	4	5	6	8	4
10:15	17	1	13	4	16	3	4	1	9	3	12	2
10:30	7	3	20	1	9	2	10	2	4	3	10	2
10:45	14	4	12	1	8	1	5	3	7	3	9	2
11:00	12	2	6	0	11	0	11	3	12	3	10	2
11:15	8	4	9	1	9	2	12	3	8	4	9	3
11:30	8	0	10	2	10	1	15	1	11	0	11	1
11:45	9	0	14	0	14	2	18	1	13	0	14	1
<b>Totals</b>	<b>265</b>	<b>404</b>	<b>257</b>	<b>387</b>	<b>261</b>	<b>396</b>	<b>244</b>	<b>424</b>	<b>240</b>	<b>441</b>	<b>253</b>	<b>410</b>
<b>Day Total</b>	<b>669</b>		<b>644</b>		<b>657</b>		<b>668</b>		<b>681</b>		<b>664</b>	
<b>AM Pct</b>	<b>39.6%</b>		<b>39.9%</b>		<b>39.7%</b>		<b>36.5%</b>		<b>35.2%</b>		<b>38.2%</b>	
<b>Peak Hour</b>	9:00	18:30	9:00	18:15	9:00	18:30	9:00	18:30	8:45	17:30	9:00	18:30
<b>Peak Volume</b>	712	342	778	436	773	493	746	397	752	389	749	400
<b>P.H.F</b>	0.9368	0.9396	0.8493	0.9561	0.9159	0.9337	0.9279	0.8941	0.9495	0.8037	0.9512	0.9496

**AECOM**

<b>7:00-8:00 AM</b>	43	37	35	44	53	42
<b>7:15-8:15 AM</b>	50	42	44	57	57	50
<b>7:30-8:30 AM</b>	56	43	45	58	57	52
<b>7:45-8:45 AM</b>	57	52	54	51	55	54
<b>8:00-9:00 AM</b>	61	57	59	54	50	56
<b>4:00-5:00 PM</b>	48	49	55	61	57	54
<b>4:15-5:15 PM</b>	45	54	53	63	51	53
<b>4:30-5:30 PM</b>	47	52	48	62	46	51
<b>4:45-5:45 PM</b>	45	53	47	58	44	49
<b>5:00-6:00 PM</b>	47	53	46	63	44	51



Client: AECOM  
 File Number:  
 Route: 14 - Raimundo Way  
 Location: Between Stanford Ave & Pine Hill Rd

Site Ref: 14  
 Direction: EB

Count Time	5/22/2023		5/23/2023		5/24/2023		5/25/2023		5/26/2023		Average	
	AM	PM	AM	PM	AM	PM	AM	PM	AM	PM	AM	PM
00:00	1	15	1	13	3	7	0	16	0	14	1	13
00:15	1	17	1	11	0	10	2	11	0	12	1	12
00:30	0	11	0	13	0	12	0	17	2	12	0	13
00:45	0	9	2	6	0	12	1	11	0	11	1	10
01:00	0	14	0	12	1	26	0	10	0	17	0	16
01:15	0	10	0	18	1	10	3	11	0	14	1	13
01:30	0	11	0	13	0	7	0	10	1	24	0	13
01:45	0	12	0	13	0	20	0	10	0	9	0	13
02:00	0	16	0	17	0	18	0	19	1	17	0	17
02:15	0	10	2	14	2	24	2	20	3	9	2	15
02:30	1	7	2	6	2	14	2	17	2	18	2	12
02:45	0	15	0	15	0	6	1	17	0	13	0	13
03:00	1	17	0	13	0	18	0	19	0	13	0	16
03:15	0	22	0	13	0	17	0	16	0	18	0	17
03:30	2	18	0	18	0	15	0	9	0	16	0	15
03:45	0	20	0	22	0	21	0	16	1	17	0	19
04:00	0	16	0	25	0	12	0	26	0	24	0	21
04:15	0	9	0	11	0	16	0	21	1	15	0	14
04:30	0	15	0	17	1	13	0	17	0	17	0	16
04:45	1	19	1	19	1	19	1	22	0	15	1	19
05:00	3	15	1	21	0	20	1	19	2	18	1	19
05:15	1	14	1	15	0	12	0	12	0	14	0	13
05:30	0	7	0	13	0	13	0	15	0	9	0	11
05:45	0	14	3	11	2	17	0	15	0	11	1	14
06:00	2	18	1	14	1	18	0	13	2	14	1	15
06:15	0	13	2	9	1	14	0	14	0	9	1	12
06:30	1	14	0	4	1	8	2	14	1	10	1	10
06:45	3	12	3	11	1	12	4	6	2	10	3	10
07:00	3	7	5	8	5	6	4	10	6	18	5	10
07:15	5	9	3	9	7	6	4	10	5	4	5	8
07:30	10	6	8	7	10	9	14	6	13	9	11	7
07:45	24	6	28	4	29	4	20	5	27	7	26	5
08:00	11	9	11	6	9	6	9	8	10	7	10	7
08:15	12	6	14	3	9	11	12	9	9	10	11	8
08:30	14	3	8	8	15	8	19	6	15	4	14	6
08:45	19	4	24	6	16	4	16	6	23	6	20	5
09:00	11	3	5	5	18	5	5	5	18	4	11	4
09:15	11	4	15	2	14	2	9	3	9	6	12	3
09:30	8	5	9	3	9	0	9	3	12	9	9	4
09:45	15	3	6	4	15	2	9	1	12	0	11	2
10:00	9	1	7	2	12	2	11	1	15	5	11	2
10:15	10	3	5	0	12	2	12	1	14	5	11	2
10:30	14	1	18	1	13	1	20	1	12	2	15	1
10:45	11	0	13	1	13	0	15	1	12	1	13	1
11:00	14	2	13	0	12	0	11	0	13	2	13	1
11:15	10	1	7	0	9	2	15	0	13	4	11	1
11:30	10	1	13	0	9	0	9	1	16	1	11	1
11:45	14	0	8	0	12	2	21	0	15	0	14	0
<b>Totals</b>	<b>252</b>	<b>464</b>	<b>240</b>	<b>456</b>	<b>265</b>	<b>483</b>	<b>263</b>	<b>500</b>	<b>287</b>	<b>504</b>	<b>261</b>	<b>481</b>
<b>Day Total</b>	<b>716</b>		<b>696</b>		<b>748</b>		<b>763</b>		<b>791</b>		<b>743</b>	
<b>AM Pct</b>	35.2%		34.5%		35.4%		34.5%		36.3%		35.2%	
<b>Peak Hour</b>	9:00	18:30	9:00	18:15	9:00	18:30	9:00	18:30	8:45	17:30	9:00	18:30
<b>Peak Volume</b>	712	342	778	436	773	493	746	397	752	389	749	400
<b>P.H.F</b>	0.9368	0.9396	0.8493	0.9561	0.9159	0.9337	0.9279	0.8941	0.9495	0.8037	0.9512	0.9496

**AECOM**

<b>7:00-8:00 AM</b>	42	44	51	42	51	46
<b>7:15-8:15 AM</b>	50	50	55	47	55	51
<b>7:30-8:30 AM</b>	57	61	57	55	59	58
<b>7:45-8:45 AM</b>	61	61	62	60	61	61
<b>8:00-9:00 AM</b>	56	57	49	56	57	55
<b>4:00-5:00 PM</b>	59	72	60	86	71	70
<b>4:15-5:15 PM</b>	58	68	68	79	65	68
<b>4:30-5:30 PM</b>	63	72	64	70	64	67
<b>4:45-5:45 PM</b>	55	68	64	68	56	62
<b>5:00-6:00 PM</b>	50	60	62	61	52	57

Client: AECOM  
 File Number:  
 Route: 15 - Santa Maria Ave  
 Location: Between Junipero Serra Blvd & Gerona Rd

Site Ref: 15  
 Direction: NB

Count Time	5/22/2023		5/23/2023		5/24/2023		5/25/2023		5/26/2023		Average	
	AM	PM	AM	PM	AM	PM	AM	PM	AM	PM	AM	PM
00:00	0	0	0	2	1	3	0	1	1	5	0	2
00:15	1	3	0	3	0	4	0	1	0	2	0	3
00:30	0	4	0	2	0	3	0	0	1	1	0	2
00:45	0	6	0	1	0	0	0	0	1	5	0	2
01:00	0	2	0	2	0	1	0	2	0	1	0	2
01:15	0	3	0	0	0	5	0	4	0	0	0	2
01:30	1	5	1	1	0	4	0	2	0	2	0	3
01:45	0	1	0	4	0	2	0	3	0	3	0	3
02:00	0	1	0	1	0	2	0	1	0	2	0	1
02:15	0	1	1	3	0	1	0	3	0	1	0	2
02:30	0	2	0	1	0	1	0	3	0	4	0	2
02:45	0	0	0	0	0	5	0	3	0	3	0	2
03:00	0	2	0	0	0	5	0	1	0	3	0	2
03:15	0	3	0	6	0	3	0	4	0	2	0	4
03:30	0	1	0	2	0	1	0	0	0	3	0	1
03:45	0	4	0	3	0	2	0	1	0	0	0	2
04:00	0	2	0	1	0	2	0	1	1	2	0	2
04:15	0	1	0	3	0	1	0	2	0	1	0	2
04:30	0	1	0	0	0	1	0	2	0	4	0	2
04:45	0	4	0	0	0	3	0	0	0	3	0	2
05:00	0	2	0	4	0	3	0	3	0	1	0	3
05:15	0	7	1	2	0	2	0	2	0	1	0	3
05:30	1	5	0	1	1	3	0	0	1	2	1	2
05:45	0	2	0	1	0	1	0	2	1	4	0	2
06:00	1	2	1	3	0	1	2	3	1	1	1	2
06:15	0	1	0	4	2	1	1	3	0	3	1	2
06:30	2	1	1	2	0	4	1	2	1	2	1	2
06:45	2	0	3	0	3	1	1	3	3	2	2	1
07:00	2	2	3	2	4	3	4	1	4	0	3	2
07:15	2	2	5	0	6	1	6	4	4	1	5	2
07:30	2	3	4	1	8	0	5	1	3	2	4	1
07:45	6	0	6	2	10	1	8	2	5	0	7	1
08:00	5	2	6	2	4	3	6	1	3	1	5	2
08:15	3	1	4	1	2	2	2	0	3	2	3	1
08:30	6	0	4	1	4	0	6	0	4	2	5	1
08:45	0	0	3	1	2	0	1	3	5	0	2	1
09:00	3	1	3	1	4	0	6	2	5	1	4	1
09:15	5	0	3	1	1	0	2	1	2	2	3	1
09:30	5	1	2	1	3	0	4	0	3	0	3	0
09:45	6	1	6	0	2	0	1	0	3	3	4	1
10:00	2	0	3	0	2	1	4	0	4	0	3	0
10:15	4	0	6	1	4	0	2	1	2	0	4	0
10:30	1	0	10	0	0	2	4	0	3	0	4	0
10:45	5	0	6	3	3	1	2	0	5	1	4	1
11:00	2	1	2	0	3	0	0	3	1	3	2	1
11:15	1	0	3	0	3	0	6	0	3	2	3	0
11:30	1	1	2	0	3	0	3	0	5	0	3	0
11:45	2	0	6	1	4	0	10	0	2	1	5	0
<b>Totals</b>	<b>71</b>	<b>81</b>	<b>95</b>	<b>70</b>	<b>79</b>	<b>79</b>	<b>87</b>	<b>71</b>	<b>80</b>	<b>84</b>	<b>82</b>	<b>77</b>
<b>Day Total</b>	<b>152</b>		<b>165</b>		<b>158</b>		<b>158</b>		<b>164</b>		<b>159</b>	
<b>AM Pct</b>	46.7%		57.6%		50.0%		55.1%		48.8%		51.7%	
<b>Peak Hour</b>	9:00	18:30	9:00	18:15	9:00	18:30	9:00	18:30	8:45	17:30	9:00	18:30
<b>Peak Volume</b>	712	342	778	436	773	493	746	397	752	389	749	400
<b>P.H.F</b>	0.9368	0.9396	0.8493	0.9561	0.9159	0.9337	0.9279	0.8941	0.9495	0.8037	0.9512	0.9496

**AECOM**

<b>7:00-8:00 AM</b>	12	18	28	23	16	19
<b>7:15-8:15 AM</b>	15	21	28	25	15	21
<b>7:30-8:30 AM</b>	16	20	24	21	14	19
<b>7:45-8:45 AM</b>	20	20	20	22	15	19
<b>8:00-9:00 AM</b>	14	17	12	15	15	15

<b>4:00-5:00 PM</b>	8	4	7	5	10	7
<b>4:15-5:15 PM</b>	8	7	8	7	9	8
<b>4:30-5:30 PM</b>	14	6	9	7	9	9
<b>4:45-5:45 PM</b>	18	7	11	5	7	10
<b>5:00-6:00 PM</b>	16	8	9	7	8	10

Client: AECOM  
 File Number:  
 Route: 15 - Santa Maria Ave  
 Location: Between Junipero Serra Blvd & Gerona Rd

Site Ref: 15  
 Direction: SB

Count Time	5/22/2023		5/23/2023		5/24/2023		5/25/2023		5/26/2023		Average	
	AM	PM	AM	PM	AM	PM	AM	PM	AM	PM	AM	PM
00:00	0	1	0	3	1	2	0	3	0	0	0	2
00:15	0	1	0	4	0	2	0	2	0	0	0	2
00:30	0	0	0	2	0	1	0	5	0	1	0	2
00:45	0	8	0	3	0	4	0	4	0	2	0	4
01:00	0	2	0	3	0	2	0	5	1	5	0	3
01:15	0	2	0	3	0	2	0	3	0	4	0	3
01:30	0	6	0	4	0	1	0	0	0	3	0	3
01:45	0	5	0	2	0	1	0	2	0	4	0	3
02:00	0	0	0	0	0	2	0	3	0	0	0	1
02:15	0	1	1	3	0	5	0	4	0	3	0	3
02:30	0	4	0	2	0	7	0	2	0	4	0	4
02:45	0	2	0	3	0	5	0	0	0	6	0	3
03:00	0	5	0	3	0	4	0	5	0	3	0	4
03:15	0	0	0	1	0	3	0	3	0	3	0	2
03:30	0	3	0	3	0	4	0	4	0	3	0	3
03:45	1	4	0	5	0	4	0	1	0	1	0	3
04:00	0	2	0	1	0	4	0	2	0	3	0	2
04:15	0	1	0	5	0	0	0	4	1	2	0	2
04:30	0	2	0	3	0	7	0	3	0	1	0	3
04:45	0	2	0	8	0	3	0	3	0	3	0	4
05:00	0	0	1	1	0	0	0	1	1	0	0	0
05:15	2	2	3	1	0	2	0	0	2	2	1	1
05:30	1	1	0	2	0	2	0	2	0	1	0	2
05:45	0	0	0	2	0	4	1	0	0	1	0	1
06:00	0	3	0	1	1	3	0	3	0	2	0	2
06:15	0	4	0	1	0	0	1	2	1	1	0	2
06:30	0	2	0	0	0	2	0	1	1	0	0	1
06:45	0	7	0	0	0	3	3	0	1	0	1	2
07:00	1	1	3	2	3	1	5	2	2	2	3	2
07:15	1	1	1	1	0	3	0	2	2	0	1	1
07:30	0	2	1	1	2	3	1	1	2	0	1	1
07:45	1	2	1	0	0	2	1	1	1	0	1	1
08:00	0	0	0	0	0	0	2	1	1	0	1	0
08:15	1	1	0	0	0	0	2	0	0	1	1	0
08:30	1	0	1	1	1	0	4	2	1	1	2	1
08:45	2	0	1	0	5	0	3	1	2	1	3	0
09:00	3	0	2	0	4	0	2	1	1	2	2	1
09:15	1	0	2	2	2	1	2	0	1	0	2	1
09:30	2	1	1	0	1	0	2	1	1	2	1	1
09:45	3	0	2	0	4	2	2	0	2	1	3	1
10:00	2	0	3	1	5	0	2	1	2	0	3	0
10:15	4	2	1	1	4	0	3	0	0	0	2	1
10:30	5	0	4	1	1	2	1	1	5	0	3	1
10:45	3	0	2	0	0	0	2	0	3	0	2	0
11:00	6	2	3	0	2	0	4	0	2	0	3	0
11:15	1	0	1	0	0	0	1	0	3	0	1	0
11:30	3	0	5	1	4	0	3	0	1	1	3	0
11:45	4	0	5	0	0	0	3	0	3	0	3	0
<b>Totals</b>	<b>48</b>	<b>82</b>	<b>44</b>	<b>80</b>	<b>40</b>	<b>93</b>	<b>50</b>	<b>81</b>	<b>43</b>	<b>69</b>	<b>45</b>	<b>81</b>
<b>Day Total</b>	<b>130</b>		<b>124</b>		<b>133</b>		<b>131</b>		<b>112</b>		<b>126</b>	
<b>AM Pct</b>	<b>36.9%</b>		<b>35.5%</b>		<b>30.1%</b>		<b>38.2%</b>		<b>38.4%</b>		<b>35.7%</b>	
<b>Peak Hour</b>	9:00	18:30	9:00	18:15	9:00	18:30	9:00	18:30	8:45	17:30	9:00	18:30
<b>Peak Volume</b>	712	342	778	436	773	493	746	397	752	389	749	400
<b>P.H.F</b>	0.9368	0.9396	0.8493	0.9561	0.9159	0.9337	0.9279	0.8941	0.9495	0.8037	0.9512	0.9496

**AECOM**

<b>7:00-8:00 AM</b>	3	6	5	7	7	6
<b>7:15-8:15 AM</b>	2	3	2	4	6	3
<b>7:30-8:30 AM</b>	2	2	2	6	4	3
<b>7:45-8:45 AM</b>	3	2	1	9	3	4
<b>8:00-9:00 AM</b>	4	2	6	11	4	5

<b>4:00-5:00 PM</b>	7	17	14	12	9	12
<b>4:15-5:15 PM</b>	5	17	10	11	6	10
<b>4:30-5:30 PM</b>	6	13	12	7	6	9
<b>4:45-5:45 PM</b>	5	12	7	6	6	7
<b>5:00-6:00 PM</b>	3	6	8	3	4	5

Client: AECOM  
 File Number:  
 Route: Campus Drive  
 Location: Between Junipero Serra Blvd & Gerona Rd

Site Ref: 16  
 Direction: EB

Count Date	5/22/2023		5/23/2023		5/24/2023		5/25/2023		5/26/2023		Average	
	AM	PM	AM	PM	AM	PM	AM	PM	AM	PM	AM	PM
00:00	4	36	5	42	4	37	3	50	8	54	5	44
00:15	3	36	5	29	6	42	4	48	6	50	5	41
00:30	3	40	7	30	7	39	4	43	10	51	6	41
00:45	4	42	6	45	3	42	4	59	16	44	7	46
01:00	3	41	0	42	7	37	7	49	7	39	5	42
01:15	3	47	2	37	3	52	4	34	5	41	3	42
01:30	2	49	0	34	5	47	9	35	6	52	4	43
01:45	5	32	2	32	6	35	8	42	3	30	5	34
02:00	0	33	3	31	1	41	2	41	9	52	3	40
02:15	0	27	0	31	0	47	0	28	4	49	1	36
02:30	2	29	0	29	1	44	0	27	4	39	1	34
02:45	0	39	1	37	1	33	1	44	2	60	1	43
03:00	0	30	1	33	0	36	1	50	0	46	0	39
03:15	0	50	0	33	0	39	0	36	2	52	0	42
03:30	0	48	0	48	6	47	0	36	1	49	1	46
03:45	2	38	0	44	1	48	1	49	1	50	1	46
04:00	0	46	0	42	0	60	1	44	0	58	0	50
04:15	0	46	0	41	0	53	1	50	0	71	0	52
04:30	0	35	0	48	1	47	5	55	0	63	1	50
04:45	3	38	6	34	3	53	5	43	5	70	4	48
05:00	2	24	4	41	2	48	5	54	4	69	3	47
05:15	6	46	3	44	10	55	7	47	6	52	6	49
05:30	5	46	18	46	16	74	11	43	6	48	11	51
05:45	20	43	23	45	17	53	18	53	18	53	19	49
06:00	15	42	13	68	11	58	15	64	9	63	13	59
06:15	17	28	10	54	22	38	15	65	21	62	17	49
06:30	14	40	22	38	27	39	29	43	9	43	20	41
06:45	22	38	17	35	35	39	21	41	25	41	24	39
07:00	26	22	37	33	31	43	20	45	16	50	26	39
07:15	29	22	40	37	33	28	40	39	33	40	35	33
07:30	50	27	69	37	53	23	52	34	43	26	53	29
07:45	52	28	75	28	69	23	52	37	45	33	59	30
08:00	85	30	86	29	76	22	69	24	60	39	75	29
08:15	60	18	66	15	71	28	68	31	59	29	65	24
08:30	88	32	89	27	84	34	66	50	71	30	80	35
08:45	75	26	73	30	88	24	95	34	58	19	78	27
09:00	47	26	84	37	70	29	81	27	65	25	69	29
09:15	62	19	62	30	70	24	65	31	59	34	64	28
09:30	56	22	62	17	56	27	63	30	53	33	58	26
09:45	52	14	63	15	51	28	43	25	49	24	52	21
10:00	50	22	49	22	44	13	49	19	39	27	46	21
10:15	45	10	46	31	46	8	48	16	48	32	47	19
10:30	52	13	49	10	36	11	51	10	23	20	42	13
10:45	34	12	42	18	49	19	57	14	30	18	42	16
11:00	38	10	52	9	40	15	43	5	42	18	43	11
11:15	44	9	40	7	49	17	34	17	50	13	43	13
11:30	29	3	58	11	46	11	45	11	45	10	45	9
11:45	40	6	45	12	50	5	36	14	46	9	43	9
<b>Totals</b>	<b>1149</b>	<b>1460</b>	<b>1335</b>	<b>1568</b>	<b>1307</b>	<b>1715</b>	<b>1258</b>	<b>1786</b>	<b>1121</b>	<b>1980</b>	<b>1234</b>	<b>1702</b>
<b>Day Total</b>	<b>2609</b>		<b>2903</b>		<b>3022</b>		<b>3044</b>		<b>3101</b>		<b>2936</b>	
<b>AM Pct</b>	<b>44.0%</b>		<b>46.0%</b>		<b>43.2%</b>		<b>41.3%</b>		<b>36.1%</b>		<b>42.0%</b>	
<b>Peak Hour</b>	9:00	18:30	9:00	18:15	9:00	18:30	9:00	18:30	8:45	17:30	9:00	18:30
<b>Peak Volume</b>	712	342	778	436	773	493	746	397	752	389	749	400
<b>P.H.F</b>	0.9368	0.9396	0.8493	0.9561	0.9159	0.9337	0.9279	0.8941	0.9495	0.8037	0.9512	0.9496

**AECOM**

<b>7:00-8:00 AM</b>	157	221	186	164	137	173
<b>7:15-8:15 AM</b>	216	270	231	213	181	222
<b>7:30-8:30 AM</b>	247	296	269	241	207	252
<b>7:45-8:45 AM</b>	285	316	300	255	235	278
<b>8:00-9:00 AM</b>	308	314	319	298	248	297

<b>4:00-5:00 PM</b>	165	165	213	192	262	199
<b>4:15-5:15 PM</b>	143	164	201	202	273	197
<b>4:30-5:30 PM</b>	143	167	203	199	254	193
<b>4:45-5:45 PM</b>	154	165	230	187	239	195
<b>5:00-6:00 PM</b>	159	176	230	197	222	197

Client: AECOM  
 File Number:  
 Route: Campus Drive  
 Location: Between Junipero Serra Blvd & Gerona Rd

Site Ref: 16  
 Direction: WB

Count Time	5/22/2023		5/23/2023		5/24/2023		5/25/2023		5/26/2023		Average	
	AM	PM	AM	PM	AM	PM	AM	PM	AM	PM	AM	PM
00:00	11	27	4	38	3	35	6	54	11	46	7	40
00:15	3	36	4	39	5	37	7	62	10	51	6	45
00:30	3	44	0	45	5	44	8	35	10	39	5	41
00:45	2	36	8	56	2	35	7	38	14	68	7	47
01:00	4	35	6	41	1	51	6	41	10	46	5	43
01:15	2	52	2	52	2	50	6	63	5	69	3	57
01:30	3	45	1	61	4	53	5	53	4	53	3	53
01:45	1	42	1	55	1	43	2	59	7	55	2	51
02:00	1	44	1	52	1	59	1	58	4	58	2	54
02:15	4	65	6	52	3	75	5	49	5	77	5	64
02:30	0	61	3	65	2	80	1	76	2	90	2	74
02:45	3	39	1	51	0	60	2	62	4	63	2	55
03:00	2	48	0	73	1	64	0	57	2	91	1	67
03:15	1	66	0	67	3	76	1	60	1	76	1	69
03:30	0	57	1	78	2	46	1	52	0	74	1	61
03:45	0	49	0	70	1	51	1	67	1	56	1	59
04:00	0	56	0	85	2	78	2	74	3	70	1	73
04:15	1	62	0	67	1	65	0	76	5	53	1	65
04:30	0	85	1	111	3	72	1	61	1	72	1	80
04:45	3	68	2	104	1	84	1	94	2	86	2	87
05:00	0	79	1	92	1	84	0	84	2	62	1	80
05:15	0	77	3	86	1	84	4	114	2	86	2	89
05:30	1	74	2	88	2	83	4	96	4	74	3	83
05:45	3	71	2	69	3	65	4	90	3	44	3	68
06:00	5	74	3	69	3	77	3	74	7	86	4	76
06:15	8	58	6	74	8	75	8	85	5	52	7	69
06:30	9	59	4	93	10	70	11	81	15	59	10	72
06:45	13	55	6	75	18	62	11	71	16	58	13	64
07:00	18	50	15	61	19	77	14	60	28	75	19	65
07:15	15	53	16	68	15	60	18	60	13	54	15	59
07:30	27	46	30	64	16	75	18	78	19	65	22	66
07:45	32	48	20	55	29	44	33	45	23	41	27	47
08:00	29	33	28	62	36	37	27	49	27	47	29	46
08:15	22	45	28	46	28	30	33	39	26	41	27	40
08:30	17	31	40	49	32	41	27	41	32	40	30	40
08:45	34	26	28	39	34	39	29	40	30	36	31	36
09:00	19	26	27	38	32	45	35	45	34	41	29	39
09:15	35	21	39	27	43	19	33	43	36	47	37	31
09:30	36	22	28	39	31	37	26	53	37	50	32	40
09:45	25	29	44	31	32	21	29	35	39	32	34	30
10:00	20	28	33	22	27	27	37	33	25	20	28	26
10:15	33	17	40	16	41	15	50	20	45	17	42	17
10:30	29	11	31	19	35	21	25	13	43	40	33	21
10:45	33	10	42	16	30	16	29	12	36	30	34	17
11:00	35	6	22	17	24	15	41	13	37	18	32	14
11:15	41	16	49	9	29	13	34	10	40	16	39	13
11:30	40	9	27	8	39	17	41	15	47	9	39	12
11:45	28	1	37	9	48	10	49	11	41	21	41	10
<b>Totals</b>	<b>651</b>	<b>2092</b>	<b>692</b>	<b>2603</b>	<b>709</b>	<b>2417</b>	<b>736</b>	<b>2601</b>	<b>813</b>	<b>2554</b>	<b>720</b>	<b>2453</b>
<b>Day Total</b>	<b>2743</b>		<b>3295</b>		<b>3126</b>		<b>3337</b>		<b>3367</b>		<b>3174</b>	
<b>AM Pct</b>	23.7%		21.0%		22.7%		22.1%		24.1%		22.7%	
Peak Hour	9:00	18:30	9:00	18:15	9:00	18:30	9:00	18:30	8:45	17:30	9:00	18:30
Peak Volume	712	342	778	436	773	493	746	397	752	389	749	400
P.H.F	0.9368	0.9396	0.8493	0.9561	0.9159	0.9337	0.9279	0.8941	0.9495	0.8037	0.9512	0.9496

**AECOM**

<b>7:00-8:00 AM</b>	92	81	79	83	83	84
<b>7:15-8:15 AM</b>	103	94	96	96	82	94
<b>7:30-8:30 AM</b>	110	106	109	111	95	106
<b>7:45-8:45 AM</b>	100	116	125	120	108	114
<b>8:00-9:00 AM</b>	102	124	130	116	115	117

<b>4:00-5:00 PM</b>	271	367	299	305	281	305
<b>4:15-5:15 PM</b>	294	374	305	315	273	312
<b>4:30-5:30 PM</b>	309	393	324	353	306	337
<b>4:45-5:45 PM</b>	298	370	335	388	308	340
<b>5:00-6:00 PM</b>	301	335	316	384	266	320

Client: AECOM  
 File Number:  
 Route: Campus Drive  
 Location: Between Junipero Serra Blvd & Golf Club Driveway

Site Ref: 1  
 Direction: NB

Count Date	10/16/2023		10/17/2023		10/18/2023		10/19/2023		10/20/2023		Average	
Count Time	AM	PM	AM	PM	AM	PM	AM	PM	AM	PM	AM	PM
00:00	4	75	3	69	5	88	3	84	5	73	4	78
00:15	8	67	3	84	1	94	3	74	9	96	5	83
00:30	6	72	3	85	8	99	7	90	5	102	6	90
00:45	6	69	5	87	3	84	4	83	8	100	5	85
01:00	2	46	2	74	4	77	3	64	10	61	4	64
01:15	2	69	2	54	3	112	2	70	5	85	3	78
01:30	5	53	6	60	4	101	3	90	6	111	5	83
01:45	0	62	3	67	3	82	1	81	7	96	3	78
02:00	2	59	4	65	4	75	2	72	3	121	3	78
02:15	0	66	4	57	5	62	6	63	4	90	4	68
02:30	2	78	2	76	3	76	3	87	1	84	2	80
02:45	2	76	2	85	2	75	2	80	3	91	2	81
03:00	3	53	1	61	1	70	3	70	1	95	2	70
03:15	2	54	3	63	4	76	1	79	3	90	3	72
03:30	4	51	2	73	2	70	4	77	4	97	3	74
03:45	6	66	10	72	7	108	4	95	2	99	6	88
04:00	3	77	4	50	4	77	6	84	6	119	5	81
04:15	10	67	10	95	10	104	10	90	7	93	9	90
04:30	12	69	11	58	12	74	12	92	11	85	12	76
04:45	15	72	17	69	30	64	26	105	17	119	21	86
05:00	19	72	17	66	13	78	17	73	19	94	17	77
05:15	33	58	32	66	37	96	42	83	30	101	35	81
05:30	68	80	72	91	70	98	56	86	56	114	64	94
05:45	84	70	98	96	100	106	103	106	84	130	94	102
06:00	62	68	67	90	49	96	77	111	74	109	66	95
06:15	83	84	89	105	80	131	50	121	98	95	80	107
06:30	81	59	101	93	101	99	65	133	82	80	86	93
06:45	95	43	110	53	94	77	126	96	101	67	105	67
07:00	105	36	102	42	114	61	127	73	88	87	107	60
07:15	102	39	134	39	121	50	150	45	116	91	125	53
07:30	116	32	143	37	126	38	124	32	130	68	128	41
07:45	179	29	173	43	157	42	176	33	148	65	167	42
08:00	168	30	161	37	194	40	222	34	175	61	184	40
08:15	197	35	162	29	215	34	200	40	163	46	187	37
08:30	186	32	214	31	203	23	205	25	188	38	199	30
08:45	188	26	208	21	173	29	207	17	198	32	195	25
09:00	169	17	168	19	194	19	232	27	159	25	184	21
09:15	134	14	165	15	167	22	197	28	152	48	163	25
09:30	113	11	150	16	154	16	174	22	139	31	146	19
09:45	154	16	152	13	158	14	139	25	142	25	149	19
10:00	122	13	143	14	132	19	182	18	114	21	139	17
10:15	130	15	120	15	141	29	161	25	113	26	133	22
10:30	108	15	100	6	130	16	130	10	121	18	118	13
10:45	75	7	100	8	111	11	103	10	108	18	99	11
11:00	96	6	90	8	80	6	100	13	89	14	91	9
11:15	74	9	98	6	82	17	94	13	101	13	90	12
11:30	72	4	87	8	79	9	96	4	79	6	83	6
11:45	84	5	103	5	96	2	102	7	108	8	99	5
<b>Totals</b>	<b>3191</b>	<b>2226</b>	<b>3456</b>	<b>2476</b>	<b>3486</b>	<b>2946</b>	<b>3762</b>	<b>2940</b>	<b>3292</b>	<b>3438</b>	<b>3437</b>	<b>2805</b>
<b>Day Total</b>	<b>5417</b>		<b>5932</b>		<b>6432</b>		<b>6702</b>		<b>6730</b>		<b>6243</b>	
<b>AM Pct</b>	58.9%		58.3%		54.2%		56.1%		48.9%		55.1%	
<b>Peak Hour</b>	9:00	18:30	9:00	18:15	9:00	18:30	9:00	18:30	8:45	17:30	9:00	18:30
<b>Peak Volume</b>	712	342	778	436	773	493	746	397	752	389	749	400
<b>P.H.F</b>	0.9368	0.9396	0.8493	0.9561	0.9159	0.9337	0.9279	0.8941	0.9495	0.8037	0.9512	0.9496

**AECOM**

<b>7:00-8:00 AM</b>	502	552	518	577	482	526
<b>7:15-8:15 AM</b>	565	611	598	672	569	603
<b>7:30-8:30 AM</b>	660	639	692	722	616	666
<b>7:45-8:45 AM</b>	730	710	769	803	674	737
<b>8:00-9:00 AM</b>	739	745	785	834	724	765

<b>4:00-5:00 PM</b>	285	272	319	371	416	333
<b>4:15-5:15 PM</b>	280	288	320	360	391	328
<b>4:30-5:30 PM</b>	271	259	312	353	399	319
<b>4:45-5:45 PM</b>	282	292	336	347	428	337
<b>5:00-6:00 PM</b>	280	319	378	348	439	353

Client: AECOM  
 File Number:  
 Route: Campus Drive  
 Location: Between Junipero Serra Blvd & Golf Club Driveway

Site Ref: 1  
 Direction: SB

Count Date	10/16/2023		10/17/2023		10/18/2023		10/19/2023		10/20/2023		Average	
Count Time	AM	PM	AM	PM	AM	PM	AM	PM	AM	PM	AM	PM
00:00	4	64	10	65	13	81	7	66	15	90	10	73
00:15	9	71	10	66	3	80	4	76	19	71	9	73
00:30	4	69	3	68	4	90	7	70	6	74	5	74
00:45	4	60	4	65	5	75	6	83	6	85	5	74
01:00	0	64	4	70	5	95	6	81	1	68	3	76
01:15	2	72	6	93	4	87	5	99	5	96	4	89
01:30	3	97	4	101	2	100	7	100	5	114	4	102
01:45	3	104	2	122	1	118	6	126	2	113	3	117
02:00	2	117	3	111	1	141	3	135	2	100	2	121
02:15	2	129	8	152	5	117	2	175	6	106	5	136
02:30	8	133	20	151	17	150	20	158	21	147	17	148
02:45	1	107	1	106	1	143	2	159	6	151	2	133
03:00	2	131	1	157	2	161	2	161	0	153	1	153
03:15	0	159	1	161	1	164	0	162	1	159	1	161
03:30	3	160	3	158	2	164	0	171	3	176	2	166
03:45	1	116	1	163	1	159	0	150	0	155	1	149
04:00	2	180	3	187	2	174	2	188	1	174	2	181
04:15	1	166	0	170	2	174	0	158	2	186	1	171
04:30	1	174	3	189	4	182	2	200	1	172	2	183
04:45	3	160	2	185	3	188	1	197	1	195	2	185
05:00	0	190	2	181	3	211	2	170	4	216	2	194
05:15	3	208	0	194	4	195	3	216	2	196	2	202
05:30	2	159	4	203	4	196	5	182	9	209	5	190
05:45	4	172	6	201	6	171	12	206	11	182	8	186
06:00	11	158	5	180	10	192	7	162	12	196	9	178
06:15	8	147	11	172	19	183	9	163	17	160	13	165
06:30	17	132	21	118	13	164	11	156	32	190	19	152
06:45	19	98	19	110	17	121	15	149	30	144	20	124
07:00	21	93	22	124	25	126	20	119	29	102	23	113
07:15	22	93	51	107	27	108	38	109	44	103	36	104
07:30	61	86	59	95	68	101	60	94	64	92	62	94
07:45	84	80	70	90	74	82	85	87	92	95	81	87
08:00	35	63	38	70	45	73	49	63	59	62	45	66
08:15	29	44	38	74	38	63	33	44	41	54	36	56
08:30	37	44	44	53	46	51	57	37	59	46	49	46
08:45	34	34	56	45	28	47	58	43	37	49	43	44
09:00	44	40	32	34	34	43	39	55	48	59	39	46
09:15	63	38	51	35	59	51	48	45	38	42	52	42
09:30	57	37	34	27	62	43	50	39	51	39	51	37
09:45	40	31	36	25	52	31	55	39	54	44	47	34
10:00	43	27	36	26	55	41	44	37	44	36	44	33
10:15	29	24	45	24	47	26	54	32	34	53	42	32
10:30	38	19	41	27	45	23	48	24	51	41	45	27
10:45	45	26	62	23	60	21	56	19	55	23	56	22
11:00	38	14	56	12	41	26	47	22	58	32	48	21
11:15	52	17	36	15	83	25	65	26	78	29	63	22
11:30	45	15	57	29	59	30	66	14	85	32	62	24
11:45	62	12	57	10	59	10	74	6	92	26	69	13
<b>Totals</b>	<b>998</b>	<b>4434</b>	<b>1078</b>	<b>4844</b>	<b>1161</b>	<b>5097</b>	<b>1192</b>	<b>5073</b>	<b>1333</b>	<b>5137</b>	<b>1152</b>	<b>4917</b>
<b>Day Total</b>	<b>5432</b>		<b>5922</b>		<b>6258</b>		<b>6265</b>		<b>6470</b>		<b>6069</b>	
<b>AM Pct</b>	18.4%		18.2%		18.6%		19.0%		20.6%		19.0%	
Peak Hour	9:00	18:30	9:00	18:15	9:00	18:30	9:00	18:30	8:45	17:30	9:00	18:30
Peak Volume	712	342	778	436	773	493	746	397	752	389	749	400
P.H.F	0.9368	0.9396	0.8493	0.9561	0.9159	0.9337	0.9279	0.8941	0.9495	0.8037	0.9512	0.9496

**AECOM**

<b>7:00-8:00 AM</b>	188	202	194	203	229	203
<b>7:15-8:15 AM</b>	202	218	214	232	259	225
<b>7:30-8:30 AM</b>	209	205	225	227	256	224
<b>7:45-8:45 AM</b>	185	190	203	224	251	211
<b>8:00-9:00 AM</b>	135	176	157	197	196	172

<b>4:00-5:00 PM</b>	680	731	718	743	727	720
<b>4:15-5:15 PM</b>	690	725	755	725	769	733
<b>4:30-5:30 PM</b>	732	749	776	783	779	764
<b>4:45-5:45 PM</b>	717	763	790	765	816	770
<b>5:00-6:00 PM</b>	729	779	773	774	803	772

Client: AECOM  
 File Number:  
 Route: Stock Farm Rd  
 Location: Between Sand Hill Rd & Oak Rd

Site Ref: 2  
 Direction: EB

Count Date	10/16/2023		10/17/2023		10/18/2023		10/19/2023		10/20/2023		Average	
Count Time	AM	PM	AM	PM	AM	PM	AM	PM	AM	PM	AM	PM
00:00	3	49	3	50	3	45	2	43	6	49	3	47
00:15	3	42	2	31	8	40	4	65	5	65	4	49
00:30	4	51	2	42	4	31	3	57	1	47	3	46
00:45	2	52	4	51	3	53	2	57	6	55	3	54
01:00	4	49	1	56	0	52	0	46	3	36	2	48
01:15	1	51	0	53	2	56	2	38	2	55	1	51
01:30	2	37	0	30	0	41	0	55	1	54	1	43
01:45	0	54	0	52	1	54	1	49	0	67	0	55
02:00	0	34	1	31	2	46	0	45	1	34	1	38
02:15	1	55	0	45	0	43	0	40	1	57	0	48
02:30	0	40	1	52	1	36	0	49	0	61	0	48
02:45	0	31	1	63	1	48	0	59	0	63	0	53
03:00	0	27	0	36	2	36	0	44	0	44	0	37
03:15	0	37	1	40	2	40	1	33	4	57	2	41
03:30	2	41	3	34	4	30	7	46	4	53	4	41
03:45	6	35	5	56	4	47	5	60	6	60	5	52
04:00	3	44	5	47	3	46	3	38	3	74	3	50
04:15	5	37	6	58	5	40	7	50	8	60	6	49
04:30	13	34	16	39	16	41	13	57	18	41	15	42
04:45	12	52	14	46	12	40	15	58	12	48	13	49
05:00	24	35	22	40	23	44	24	62	14	67	21	50
05:15	22	50	32	48	26	54	29	53	23	57	26	52
05:30	47	46	44	52	44	58	53	66	50	48	48	54
05:45	72	39	64	43	66	40	69	65	67	51	68	48
06:00	81	51	106	65	77	50	96	77	98	48	92	58
06:15	140	71	144	61	135	63	139	76	139	76	139	69
06:30	113	42	129	59	123	53	105	66	98	53	114	55
06:45	115	25	105	38	112	41	95	42	97	47	105	39
07:00	96	20	101	20	113	46	91	17	85	39	97	28
07:15	101	22	108	12	101	27	85	31	109	32	101	25
07:30	107	22	119	5	99	14	137	28	106	37	114	21
07:45	123	16	112	26	133	22	150	25	110	38	126	25
08:00	98	18	105	10	101	27	132	12	110	18	109	17
08:15	100	11	100	16	119	17	111	11	110	25	108	16
08:30	126	11	117	9	132	11	155	12	116	21	129	13
08:45	132	16	143	7	131	12	135	20	126	22	133	15
09:00	114	12	136	12	125	14	134	14	96	20	121	14
09:15	130	8	108	16	129	12	130	11	107	17	121	13
09:30	104	9	82	14	119	9	117	15	92	17	103	13
09:45	74	10	107	7	93	13	97	10	92	16	93	11
10:00	88	5	88	8	86	8	102	11	69	11	87	9
10:15	90	9	72	13	88	8	93	11	72	5	83	9
10:30	56	6	50	4	61	11	74	11	72	9	63	8
10:45	58	6	64	7	58	4	56	9	63	9	60	7
11:00	33	3	47	3	65	7	55	5	58	7	52	5
11:15	45	3	48	4	54	2	65	5	58	9	54	5
11:30	38	2	53	2	51	4	68	6	54	9	53	5
11:45	43	3	51	5	47	1	62	7	72	13	55	6
<b>Totals</b>	<b>2431</b>	<b>1423</b>	<b>2522</b>	<b>1518</b>	<b>2584</b>	<b>1537</b>	<b>2724</b>	<b>1767</b>	<b>2444</b>	<b>1901</b>	<b>2541</b>	<b>1629</b>
<b>Day Total</b>	<b>3854</b>		<b>4040</b>		<b>4121</b>		<b>4491</b>		<b>4345</b>		<b>4170</b>	
<b>AM Pct</b>	63.1%		62.4%		62.7%		60.7%		56.2%		60.9%	
Peak Hour	9:00	18:30	9:00	18:15	9:00	18:30	9:00	18:30	8:45	17:30	9:00	18:30
Peak Volume	712	342	778	436	773	493	746	397	752	389	749	400
P.H.F	0.9368	0.9396	0.8493	0.9561	0.9159	0.9337	0.9279	0.8941	0.9495	0.8037	0.9512	0.9496

AM Pct	63.1%		62.4%		62.7%		60.7%		56.2%		60.9%	
Peak Hour	9:00	18:30	9:00	18:15	9:00	18:30	9:00	18:30	8:45	17:30	9:00	18:30
Peak Volume	712	342	778	436	773	493	746	397	752	389	749	400
P.H.F	0.9368	0.9396	0.8493	0.9561	0.9159	0.9337	0.9279	0.8941	0.9495	0.8037	0.9512	0.9496

**AECOM**

<b>7:00-8:00 AM</b>	427		440		446		463		410		437	
<b>7:15-8:15 AM</b>	429		444		434		504		435		449	
<b>7:30-8:30 AM</b>	428		436		452		530		436		456	
<b>7:45-8:45 AM</b>	447		434		485		548		446		472	
<b>8:00-9:00 AM</b>	456		465		483		533		462		480	

<b>4:00-5:00 PM</b>		167		190		167		203		223		190
<b>4:15-5:15 PM</b>		158		183		165		227		216		190
<b>4:30-5:30 PM</b>		171		173		179		230		213		193
<b>4:45-5:45 PM</b>		183		186		196		239		220		205
<b>5:00-6:00 PM</b>		170		183		196		246		223		204



Client: AECOM  
 File Number:  
 Route: Stock Farm Rd  
 Location: Between Sand Hill Rd & Oak Rd

Site Ref: 2  
 Direction: WB

Count Date	10/16/2023		10/17/2023		10/18/2023		10/19/2023		10/20/2023		Average	
Count Time	AM	PM	AM	PM	AM	PM	AM	PM	AM	PM	AM	PM
00:00	6	42	4	45	13	41	10	46	11	36	9	42
00:15	5	37	4	44	7	49	7	63	19	36	8	46
00:30	7	39	7	47	7	37	7	59	10	47	8	46
00:45	3	50	5	46	6	55	4	47	5	49	5	49
01:00	2	37	6	45	3	56	2	59	7	55	4	50
01:15	1	48	3	43	8	71	3	66	6	56	4	57
01:30	5	59	3	54	3	70	5	70	2	61	4	63
01:45	3	60	3	66	1	62	3	74	4	66	3	66
02:00	1	51	2	46	5	59	1	49	3	69	2	55
02:15	2	65	1	64	1	55	4	65	2	68	2	63
02:30	1	80	6	84	3	54	2	85	4	85	3	78
02:45	1	92	1	91	0	70	4	60	3	89	2	80
03:00	3	90	2	87	1	89	0	106	1	89	1	92
03:15	0	95	1	75	1	99	4	99	0	104	1	94
03:30	0	90	2	102	4	119	3	112	6	104	3	105
03:45	1	86	2	106	0	137	2	102	0	108	1	108
04:00	0	122	0	123	2	101	0	109	2	116	1	114
04:15	0	102	0	138	1	135	3	129	5	149	2	131
04:30	4	123	3	114	5	104	4	143	1	109	3	119
04:45	2	98	3	126	3	119	1	128	2	120	2	118
05:00	6	126	5	145	3	123	7	139	5	142	5	135
05:15	6	156	9	179	9	182	5	199	8	172	7	178
05:30	9	137	6	156	4	176	6	127	3	158	6	151
05:45	18	137	14	151	13	130	10	116	8	138	13	134
06:00	19	124	21	143	28	139	27	131	22	116	23	131
06:15	33	126	25	130	24	134	28	125	18	131	26	129
06:30	16	124	31	141	31	129	18	149	11	118	21	132
06:45	20	103	26	109	15	99	18	114	18	118	19	109
07:00	31	106	23	107	27	112	29	93	29	80	28	100
07:15	31	94	40	90	39	102	36	124	31	84	35	99
07:30	47	125	53	113	38	131	40	117	52	125	46	122
07:45	42	77	48	97	30	75	44	90	29	82	39	84
08:00	64	71	53	57	71	63	67	67	50	50	61	62
08:15	34	54	41	50	41	50	52	48	44	39	42	48
08:30	25	41	32	33	26	57	41	46	36	37	32	43
08:45	37	28	48	39	49	35	29	37	34	25	39	33
09:00	31	47	28	33	31	35	31	48	40	32	32	39
09:15	26	25	38	24	37	50	32	40	28	46	32	37
09:30	26	24	32	25	35	56	31	53	30	32	31	38
09:45	41	38	27	24	33	27	30	38	37	23	34	30
10:00	47	22	34	20	33	26	26	39	39	18	36	25
10:15	25	20	28	14	30	16	32	25	43	36	32	22
10:30	36	19	33	9	29	18	44	29	49	19	38	19
10:45	35	12	33	17	20	17	40	22	27	27	31	19
11:00	26	17	28	14	30	25	37	23	30	24	30	21
11:15	32	19	32	15	32	15	29	20	44	39	34	22
11:30	47	11	42	14	28	24	40	21	46	42	41	22
11:45	36	12	42	13	37	9	31	14	38	30	37	16
<b>Totals</b>	<b>893</b>	<b>3361</b>	<b>930</b>	<b>3508</b>	<b>897</b>	<b>3637</b>	<b>929</b>	<b>3765</b>	<b>942</b>	<b>3599</b>	<b>918</b>	<b>3574</b>
<b>Day Total</b>	<b>4254</b>		<b>4438</b>		<b>4534</b>		<b>4694</b>		<b>4541</b>		<b>4492</b>	
<b>AM Pct</b>	<b>21.0%</b>		<b>21.0%</b>		<b>19.8%</b>		<b>19.8%</b>		<b>20.7%</b>		<b>20.4%</b>	
Peak Hour	9:00	18:30	9:00	18:15	9:00	18:30	9:00	18:30	8:45	17:30	9:00	18:30
Peak Volume	712	342	778	436	773	493	746	397	752	389	749	400
P.H.F	0.9368	0.9396	0.8493	0.9561	0.9159	0.9337	0.9279	0.8941	0.9495	0.8037	0.9512	0.9496

**AECOM**

<b>7:00-8:00 AM</b>	151	164	134	149	141	148
<b>7:15-8:15 AM</b>	184	194	178	187	162	181
<b>7:30-8:30 AM</b>	187	195	180	203	175	188
<b>7:45-8:45 AM</b>	165	174	168	204	159	174
<b>8:00-9:00 AM</b>	160	174	187	189	164	175
<b>4:00-5:00 PM</b>	445	501	459	509	494	482
<b>4:15-5:15 PM</b>	449	523	481	539	520	502
<b>4:30-5:30 PM</b>	503	564	528	609	543	549
<b>4:45-5:45 PM</b>	517	606	600	593	592	582
<b>5:00-6:00 PM</b>	556	631	611	581	610	598

Client: AECOM  
 File Number:  
 Route: Welch Rd  
 Location: Between Oak Rd & S Pasteur Dr

Site Ref: 3  
 Direction: SB

Count Date	10/16/2023		10/17/2023		10/18/2023		10/19/2023		10/20/2023		Average	
Count Time	AM	PM	AM	PM	AM	PM	AM	PM	AM	PM	AM	PM
00:00	1	37	5	32	5	41	4	34	6	29	4	35
00:15	0	22	2	33	1	31	2	34	2	24	1	29
00:30	0	33	0	32	2	32	3	25	0	32	1	31
00:45	4	33	0	31	1	36	1	43	2	36	2	36
01:00	1	29	5	31	0	30	4	34	1	27	2	30
01:15	0	31	3	33	3	28	2	32	3	22	2	29
01:30	1	28	4	33	1	39	4	37	2	36	2	35
01:45	2	33	1	36	3	39	2	39	0	33	2	36
02:00	2	21	5	26	1	44	1	27	0	23	2	28
02:15	1	38	5	56	5	44	4	38	3	21	4	39
02:30	3	39	3	41	3	56	9	45	3	38	4	44
02:45	0	38	2	51	2	38	0	38	2	49	1	43
03:00	1	32	2	46	0	48	1	48	2	51	1	45
03:15	2	30	2	37	4	41	2	49	4	49	3	41
03:30	5	40	3	52	0	50	8	47	1	46	3	47
03:45	0	46	3	41	2	44	5	39	5	56	3	45
04:00	3	39	1	51	1	48	3	53	1	53	2	49
04:15	3	55	4	69	4	51	8	40	9	39	6	51
04:30	9	42	5	46	12	51	9	67	8	48	9	51
04:45	10	51	19	40	18	47	11	50	12	28	14	43
05:00	9	44	13	44	9	55	7	56	11	58	10	51
05:15	17	44	14	42	16	45	16	42	12	48	15	44
05:30	22	52	23	36	35	38	17	50	17	36	23	42
05:45	24	47	29	57	27	52	30	56	25	44	27	51
06:00	38	33	39	40	40	41	38	40	40	34	39	38
06:15	48	31	38	27	47	31	46	50	50	32	46	34
06:30	22	26	21	25	21	23	26	36	40	31	26	28
06:45	33	34	27	26	26	25	30	20	24	22	28	25
07:00	28	15	42	26	28	27	23	26	17	29	28	25
07:15	31	19	32	30	28	36	37	33	38	22	33	28
07:30	39	21	42	40	30	27	34	26	27	36	34	30
07:45	57	20	41	21	45	22	50	22	38	22	46	21
08:00	33	14	32	18	48	20	32	17	42	29	37	20
08:15	40	9	36	20	41	18	49	17	26	14	38	16
08:30	37	6	40	10	40	5	38	8	33	11	38	8
08:45	46	8	46	9	40	11	51	13	43	10	45	10
09:00	49	10	37	9	43	7	62	6	49	11	48	9
09:15	37	14	57	6	53	10	46	11	34	6	45	9
09:30	39	5	38	11	50	8	50	5	41	10	44	8
09:45	45	6	31	7	48	6	31	8	45	9	40	7
10:00	34	10	24	6	31	11	35	3	35	13	32	9
10:15	23	5	39	6	42	4	33	4	29	11	33	6
10:30	30	4	39	7	33	8	37	6	35	10	35	7
10:45	42	2	31	8	48	6	38	7	35	7	39	6
11:00	36	7	28	4	34	10	33	9	29	6	32	7
11:15	29	10	26	10	34	9	38	7	38	6	33	8
11:30	42	9	35	9	33	10	30	8	29	11	34	9
11:45	34	4	24	5	33	3	41	3	27	7	32	4
<b>Totals</b>	<b>1012</b>	<b>1226</b>	<b>998</b>	<b>1376</b>	<b>1071</b>	<b>1406</b>	<b>1081</b>	<b>1408</b>	<b>975</b>	<b>1325</b>	<b>1027</b>	<b>1348</b>
<b>Day Total</b>	<b>2238</b>		<b>2374</b>		<b>2477</b>		<b>2489</b>		<b>2300</b>		<b>2376</b>	

<b>AM Pct</b>	45.2%	42.0%	43.2%	43.4%	42.4%	43.2%						
<b>Peak Hour</b>	9:00	18:30	9:00	18:15	9:00	18:30	9:00	18:30	8:45	17:30	9:00	18:30
<b>Peak Volume</b>	712	342	778	436	773	493	746	397	752	389	749	400
<b>P.H.F</b>	0.9368	0.9396	0.8493	0.9561	0.9159	0.9337	0.9279	0.8941	0.9495	0.8037	0.9512	0.9496

**AECOM**

<b>7:00-8:00 AM</b>	155	157	131	144	120	141
<b>7:15-8:15 AM</b>	160	147	151	153	145	151
<b>7:30-8:30 AM</b>	169	151	164	165	133	156
<b>7:45-8:45 AM</b>	167	149	174	169	139	160
<b>8:00-9:00 AM</b>	156	154	169	170	144	159

<b>4:00-5:00 PM</b>	187	206	197	210	168	194
<b>4:15-5:15 PM</b>	192	199	204	213	173	196
<b>4:30-5:30 PM</b>	181	172	198	215	182	190
<b>4:45-5:45 PM</b>	191	162	185	198	170	181
<b>5:00-6:00 PM</b>	187	179	190	204	186	189

Client: AECOM  
 File Number:  
 Route: Welch Rd  
 Location: Between Oak Rd & S Pasteur Dr

Site Ref: 3  
 Direction: NB

Count Date	10/16/2023		10/17/2023		10/18/2023		10/19/2023		10/20/2023		Average	
Count Time	AM	PM	AM	PM	AM	PM	AM	PM	AM	PM	AM	PM
00:00	2	31	5	32	4	23	2	31	6	34	4	30
00:15	4	42	2	38	0	34	2	25	2	23	2	32
00:30	0	34	0	30	2	30	2	55	5	36	2	37
00:45	5	40	2	45	2	54	2	42	2	38	3	44
01:00	2	27	2	43	0	33	2	31	2	34	2	34
01:15	1	31	1	34	2	39	3	29	2	24	2	31
01:30	2	23	2	52	5	37	0	41	0	29	2	36
01:45	0	37	2	36	3	41	3	34	1	32	2	36
02:00	3	36	1	38	0	27	1	31	2	36	1	34
02:15	0	32	7	49	10	30	13	54	5	47	7	42
02:30	2	31	15	55	20	52	14	69	22	45	15	50
02:45	0	28	0	46	3	46	2	28	1	34	1	36
03:00	2	29	1	45	3	29	0	31	0	35	1	34
03:15	2	28	3	54	1	44	0	40	1	33	1	40
03:30	0	34	1	47	1	43	4	47	1	40	1	42
03:45	0	34	0	38	0	33	0	43	0	31	0	36
04:00	0	36	1	41	1	40	2	37	0	40	1	39
04:15	1	37	4	52	2	45	0	50	2	34	2	44
04:30	2	28	3	45	3	49	4	42	2	38	3	40
04:45	3	42	8	29	5	38	6	44	5	40	5	39
05:00	3	41	4	57	2	51	6	63	3	53	4	53
05:15	12	52	7	65	7	54	6	52	8	50	8	55
05:30	6	33	4	63	4	60	6	34	6	44	5	47
05:45	7	45	16	40	9	41	15	49	11	33	12	42
06:00	12	41	10	40	11	67	13	63	14	70	12	56
06:15	23	48	27	66	23	57	15	78	36	45	25	59
06:30	15	44	28	58	22	54	11	50	32	53	22	52
06:45	32	29	19	38	29	34	39	51	24	37	29	38
07:00	23	32	14	45	16	44	41	37	16	33	22	38
07:15	24	32	42	40	38	30	40	39	29	40	35	36
07:30	33	30	34	27	43	40	35	41	38	20	37	32
07:45	52	21	39	25	34	31	52	26	37	27	43	26
08:00	50	18	25	28	43	19	49	20	42	19	42	21
08:15	48	17	49	10	50	20	53	13	32	17	46	15
08:30	42	2	47	18	40	14	43	13	31	13	41	12
08:45	45	8	51	8	45	12	52	9	62	9	51	9
09:00	43	5	42	4	25	15	48	12	30	10	38	9
09:15	34	6	26	12	30	18	49	9	44	7	37	10
09:30	22	4	40	14	47	9	32	12	26	5	33	9
09:45	21	3	61	15	31	8	33	10	21	17	33	11
10:00	21	12	24	14	35	11	53	12	33	16	33	13
10:15	30	6	36	17	33	12	34	5	15	5	30	9
10:30	27	7	29	8	39	11	54	11	27	15	35	10
10:45	22	7	34	8	46	6	31	6	32	6	33	7
11:00	40	9	31	14	34	6	29	12	33	5	33	9
11:15	20	7	51	6	36	5	31	12	45	11	37	8
11:30	35	5	31	8	26	12	54	6	27	6	35	7
11:45	34	5	49	6	40	11	43	8	49	6	43	7
<b>Totals</b>	<b>807</b>	<b>1229</b>	<b>930</b>	<b>1603</b>	<b>905</b>	<b>1519</b>	<b>1029</b>	<b>1557</b>	<b>864</b>	<b>1375</b>	<b>907</b>	<b>1457</b>
<b>Day Total</b>	<b>2036</b>		<b>2533</b>		<b>2424</b>		<b>2586</b>		<b>2239</b>		<b>2364</b>	
<b>AM Pct</b>	39.6%		36.7%		37.3%		39.8%		38.6%		38.4%	
<b>Peak Hour</b>	9:00	18:30	9:00	18:15	9:00	18:30	9:00	18:30	8:45	17:30	9:00	18:30
<b>Peak Volume</b>	712	342	778	436	773	493	746	397	752	389	749	400
<b>P.H.F</b>	0.9368	0.9396	0.8493	0.9561	0.9159	0.9337	0.9279	0.8941	0.9495	0.8037	0.9512	0.9496

**AECOM**

<b>7:00-8:00 AM</b>	132	129	131	168	120	136
<b>7:15-8:15 AM</b>	159	140	158	176	146	156
<b>7:30-8:30 AM</b>	183	147	170	189	149	168
<b>7:45-8:45 AM</b>	192	160	167	197	142	172
<b>8:00-9:00 AM</b>	185	172	178	197	167	180

<b>4:00-5:00 PM</b>	143	167	172	173	152	161
<b>4:15-5:15 PM</b>	148	183	183	199	165	176
<b>4:30-5:30 PM</b>	163	196	192	201	181	187
<b>4:45-5:45 PM</b>	168	214	203	193	187	193
<b>5:00-6:00 PM</b>	171	225	206	198	180	196

Client: AECOM  
 File Number:  
 Route: 04 - Quarry Rd  
 Location: Between Welch Rd & Campus Drive West

Site Ref: 4  
 Direction: SB

Count Date	10/16/2023		10/17/2023		10/18/2023		10/19/2023		10/20/2023		Average	
Count Time	AM	PM	AM	PM	AM	PM	AM	PM	AM	PM	AM	PM
00:00	3	35	2	23	4	38	2	33	7	36	4	33
00:15	0	35	4	31	6	38	6	29	2	37	4	34
00:30	0	30	0	32	3	28	4	31	5	43	2	33
00:45	2	30	1	26	4	24	8	43	4	33	4	31
01:00	1	37	3	29	5	33	2	42	8	44	4	37
01:15	6	20	1	34	1	25	2	30	4	29	3	28
01:30	1	47	4	38	1	31	1	32	4	30	2	36
01:45	2	36	3	39	0	41	6	38	3	37	3	38
02:00	3	29	4	50	1	36	1	37	3	46	2	40
02:15	1	38	2	46	0	46	0	59	0	42	1	46
02:30	2	37	1	29	3	39	4	44	2	39	2	38
02:45	3	35	3	38	2	33	2	34	1	45	2	37
03:00	2	31	0	37	2	40	4	44	2	39	2	38
03:15	1	29	1	34	0	38	1	42	4	39	1	36
03:30	0	22	2	32	1	42	1	32	6	47	2	35
03:45	4	33	9	40	4	29	10	44	10	43	7	38
04:00	3	34	6	27	10	47	4	43	3	53	5	41
04:15	6	46	7	38	7	44	7	37	5	36	6	40
04:30	2	35	6	32	6	31	10	44	3	34	5	35
04:45	11	34	6	35	6	46	8	51	7	24	8	38
05:00	6	36	4	39	7	39	2	30	6	42	5	37
05:15	8	39	15	44	9	36	8	32	6	34	9	37
05:30	10	24	11	39	15	28	18	35	16	24	14	30
05:45	17	38	24	28	23	37	20	35	19	38	21	35
06:00	24	28	17	21	21	40	22	38	18	37	20	33
06:15	14	33	23	23	22	38	23	38	29	55	22	37
06:30	29	30	36	24	35	29	29	25	21	35	30	29
06:45	26	28	42	24	29	21	20	32	14	24	26	26
07:00	27	16	21	32	22	25	15	24	19	22	21	24
07:15	23	27	29	18	35	22	29	19	29	27	29	23
07:30	46	24	40	25	34	18	37	15	25	27	36	22
07:45	35	16	34	20	35	22	45	25	28	18	35	20
08:00	23	21	23	15	32	22	24	21	40	20	28	20
08:15	17	7	35	18	21	17	31	15	33	15	27	14
08:30	39	13	33	9	46	17	29	18	39	23	37	16
08:45	25	15	47	12	34	16	37	25	30	13	35	16
09:00	34	9	32	9	41	12	40	19	35	10	36	12
09:15	32	10	29	9	41	15	41	14	33	11	35	12
09:30	31	12	29	9	29	9	34	12	27	19	30	12
09:45	30	13	35	15	33	9	37	12	42	13	35	12
10:00	34	13	24	13	18	8	35	16	47	10	32	12
10:15	27	10	37	10	34	16	27	16	34	17	32	14
10:30	22	16	27	15	28	6	35	11	13	10	25	12
10:45	22	6	30	12	25	10	35	18	27	10	28	11
11:00	29	5	39	3	28	10	29	11	31	10	31	8
11:15	26	4	29	9	33	5	30	8	40	9	32	7
11:30	27	6	34	5	35	5	34	8	38	9	34	7
11:45	29	4	33	7	34	2	39	10	44	6	36	6
<b>Totals</b>	<b>765</b>	<b>1176</b>	<b>877</b>	<b>1197</b>	<b>865</b>	<b>1263</b>	<b>888</b>	<b>1371</b>	<b>866</b>	<b>1364</b>	<b>852</b>	<b>1274</b>
<b>Day Total</b>	<b>1941</b>	<b>2074</b>	<b>2128</b>	<b>2259</b>	<b>2230</b>	<b>2126</b>						
<b>AM Pct</b>	<b>39.4%</b>	<b>42.3%</b>	<b>40.6%</b>	<b>39.3%</b>	<b>38.8%</b>	<b>40.1%</b>						
<b>Peak Hour</b>	<b>9:00</b>	<b>18:30</b>	<b>9:00</b>	<b>18:15</b>	<b>9:00</b>	<b>18:30</b>	<b>9:00</b>	<b>18:30</b>	<b>8:45</b>	<b>17:30</b>	<b>9:00</b>	<b>18:30</b>
<b>Peak Volume</b>	<b>712</b>	<b>342</b>	<b>778</b>	<b>436</b>	<b>773</b>	<b>493</b>	<b>746</b>	<b>397</b>	<b>752</b>	<b>389</b>	<b>749</b>	<b>400</b>
<b>P.H.F</b>	<b>0.9368</b>	<b>0.9396</b>	<b>0.8493</b>	<b>0.9561</b>	<b>0.9159</b>	<b>0.9337</b>	<b>0.9279</b>	<b>0.8941</b>	<b>0.9495</b>	<b>0.8037</b>	<b>0.9512</b>	<b>0.9496</b>

**AECOM**

<b>7:00-8:00 AM</b>	131	124	126	126	101	122
<b>7:15-8:15 AM</b>	127	126	136	135	122	129
<b>7:30-8:30 AM</b>	121	132	122	137	126	128
<b>7:45-8:45 AM</b>	114	125	134	129	140	128
<b>8:00-9:00 AM</b>	104	138	133	121	142	128
<b>4:00-5:00 PM</b>	149	132	168	175	147	154
<b>4:15-5:15 PM</b>	151	144	160	162	136	151
<b>4:30-5:30 PM</b>	144	150	152	157	134	147
<b>4:45-5:45 PM</b>	133	157	149	148	124	142

Client: AECOM  
 File Number:  
 Route: 04 - Quarry Rd  
 Location: Between Welch Rd & Campus Drive West

Site Ref: 4  
 Direction: NB

Count Date	10/16/2023		10/17/2023		10/18/2023		10/19/2023		10/20/2023		Average	
Count Time	AM	PM	AM	PM	AM	PM	AM	PM	AM	PM	AM	PM
00:00	9	30	6	46	1	37	10	39	11	39	7	38
00:15	1	47	6	37	3	37	3	43	5	37	4	40
00:30	5	40	9	35	10	43	5	37	5	28	7	37
00:45	3	41	4	39	5	24	10	31	6	33	6	34
01:00	1	34	7	47	3	73	5	56	5	21	4	46
01:15	1	44	1	35	4	50	1	37	5	36	2	40
01:30	1	23	3	47	3	58	2	53	3	35	2	43
01:45	1	51	1	37	0	43	5	46	4	28	2	41
02:00	3	44	3	58	3	39	1	43	2	40	2	45
02:15	1	32	3	37	1	49	3	65	0	50	2	47
02:30	3	51	1	40	1	36	2	35	3	39	2	40
02:45	3	36	1	39	1	64	4	52	3	41	2	46
03:00	3	34	1	48	4	41	1	47	0	46	2	43
03:15	6	47	2	37	9	32	4	63	5	47	5	45
03:30	5	51	3	45	3	41	3	40	5	29	4	41
03:45	0	42	2	37	1	62	13	38	5	38	4	43
04:00	4	41	5	46	4	48	8	46	4	51	5	46
04:15	7	49	5	80	10	59	4	54	9	32	7	55
04:30	4	54	6	57	7	56	14	59	5	52	7	56
04:45	6	43	5	54	10	56	10	69	3	52	7	55
05:00	7	58	6	56	2	60	10	67	6	38	6	56
05:15	17	38	12	56	14	62	7	56	9	61	12	55
05:30	10	17	18	63	11	63	23	50	16	44	16	47
05:45	16	37	18	48	20	61	23	57	17	60	19	53
06:00	23	34	35	69	30	45	20	62	20	52	26	52
06:15	32	37	49	50	49	51	44	63	27	38	40	48
06:30	58	41	56	47	50	38	36	72	36	52	47	50
06:45	61	30	63	37	52	28	54	43	32	30	52	34
07:00	33	27	45	42	46	31	40	33	26	32	38	33
07:15	34	19	45	37	51	33	45	32	34	20	42	28
07:30	53	15	59	21	50	29	59	36	49	22	54	25
07:45	56	19	69	31	54	30	56	25	40	22	55	25
08:00	50	18	51	16	42	14	50	22	44	24	47	19
08:15	49	19	41	25	41	17	46	23	40	12	43	19
08:30	47	18	30	17	62	11	43	19	39	12	44	15
08:45	43	11	46	18	44	13	50	18	33	11	43	14
09:00	33	11	44	15	51	16	44	24	22	11	39	15
09:15	31	10	30	14	47	28	31	26	20	10	32	18
09:30	19	5	38	16	36	35	34	23	29	12	31	18
09:45	37	11	32	12	39	19	23	20	31	13	32	15
10:00	28	7	29	12	36	10	34	11	36	10	33	10
10:15	27	9	21	12	26	11	34	13	22	18	26	13
10:30	31	11	44	9	40	10	41	18	18	12	35	12
10:45	29	11	28	13	49	12	26	22	30	7	32	13
11:00	41	9	38	6	27	10	50	21	30	10	37	11
11:15	48	6	36	9	31	16	31	21	24	11	34	13
11:30	36	8	36	17	44	16	39	14	49	14	41	14
11:45	41	6	44	13	28	10	50	16	31	11	39	11
<b>Totals</b>	<b>1057</b>	<b>1376</b>	<b>1137</b>	<b>1682</b>	<b>1155</b>	<b>1727</b>	<b>1151</b>	<b>1860</b>	<b>898</b>	<b>1443</b>	<b>1080</b>	<b>1618</b>
<b>Day Total</b>	<b>2433</b>		<b>2819</b>		<b>2882</b>		<b>3011</b>		<b>2341</b>		<b>2697</b>	

<b>AM Pct</b>	43.4%		40.3%		40.1%		38.2%		38.4%		40.0%	
<b>Peak Hour</b>	9:00	18:30	9:00	18:15	9:00	18:30	9:00	18:30	8:45	17:30	9:00	18:30
<b>Peak Volume</b>	712	342	778	436	773	493	746	397	752	389	749	400
<b>P.H.F</b>	0.9368	0.9396	0.8493	0.9561	0.9159	0.9337	0.9279	0.8941	0.9495	0.8037	0.9512	0.9496

<b>AECOM</b>												
<b>7:00-8:00 AM</b>	176		218		201		200		149		189	
<b>7:15-8:15 AM</b>	193		224		197		210		167		198	
<b>7:30-8:30 AM</b>	208		220		187		211		173		200	
<b>7:45-8:45 AM</b>	202		191		199		195		163		190	
<b>8:00-9:00 AM</b>	189		168		189		189		156		178	

<b>4:00-5:00 PM</b>	187		237		219		228		187		212	
<b>4:15-5:15 PM</b>	204		247		231		249		174		221	
<b>4:30-5:30 PM</b>	193		223		234		251		203		221	
<b>4:45-5:45 PM</b>	156		229		241		242		195		213	
<b>5:00-6:00 PM</b>	150		223		246		230		203		210	

Client: AECOM  
 File Number:  
 Route: Palm Dr  
 Location: Between Campus Dr & Arboretum Rd

Site Ref: 5  
 Direction: SB

Count Date	10/16/2023		10/17/2023		10/18/2023		10/19/2023		10/20/2023		Average	
Count Time	AM	PM	AM	PM	AM	PM	AM	PM	AM	PM	AM	PM
00:00	7	57	5	62	7	71	7	76	25	93	10	72
00:15	5	56	1	67	2	76	6	75	19	83	7	71
00:30	3	68	4	71	1	69	3	101	11	82	4	78
00:45	3	60	0	80	2	54	3	88	8	118	3	80
01:00	5	71	2	75	5	67	2	100	6	106	4	84
01:15	5	77	3	71	3	74	0	96	13	100	5	84
01:30	0	56	3	58	2	74	1	100	6	88	2	75
01:45	2	72	2	54	3	67	4	81	3	90	3	73
02:00	1	49	2	70	6	68	3	96	4	87	3	74
02:15	2	56	5	70	2	76	1	85	6	101	3	78
02:30	3	58	3	60	5	75	2	69	1	104	3	73
02:45	1	46	1	62	2	82	2	79	2	90	2	72
03:00	4	50	2	68	3	57	5	87	1	101	3	73
03:15	2	60	6	66	2	56	4	88	3	106	3	75
03:30	5	43	4	60	7	47	5	59	4	58	5	53
03:45	8	56	7	56	5	80	6	91	7	111	7	79
04:00	5	70	14	66	5	92	11	68	6	114	8	82
04:15	9	70	10	92	10	80	11	88	15	108	11	88
04:30	18	61	21	58	24	40	23	97	20	95	21	70
04:45	30	62	34	76	28	75	32	97	22	95	29	81
05:00	37	65	33	69	37	63	23	99	30	90	32	77
05:15	54	78	54	72	49	79	49	93	48	100	51	84
05:30	63	63	72	72	80	77	67	104	66	98	70	83
05:45	63	84	66	77	66	94	66	126	58	101	64	96
06:00	55	75	53	79	54	88	56	121	66	81	57	89
06:15	64	64	76	80	91	94	91	140	91	92	83	94
06:30	77	81	104	76	82	81	65	124	70	107	80	94
06:45	78	53	85	57	81	86	96	89	95	97	87	76
07:00	55	50	71	57	80	110	63	76	64	89	67	76
07:15	66	58	74	48	67	88	90	55	56	90	71	68
07:30	100	39	80	41	90	52	93	52	83	111	89	59
07:45	94	40	104	51	99	40	106	52	112	98	103	56
08:00	91	45	95	45	105	46	104	57	97	86	98	56
08:15	105	39	132	43	119	41	138	47	132	59	125	46
08:30	118	22	111	31	130	38	138	30	139	60	127	36
08:45	119	30	139	46	124	46	130	67	142	63	131	50
09:00	120	38	143	41	120	42	153	52	139	70	135	49
09:15	108	39	137	32	136	45	140	63	163	72	137	50
09:30	89	18	110	26	103	27	107	62	128	46	107	36
09:45	86	17	91	17	101	37	117	52	144	55	108	36
10:00	73	23	87	37	92	25	106	59	129	73	97	43
10:15	95	33	79	35	79	35	96	73	119	68	94	49
10:30	75	15	78	18	71	17	89	40	104	43	83	27
10:45	51	13	76	9	80	19	82	31	112	35	80	21
11:00	58	4	78	8	75	13	93	24	125	46	86	19
11:15	59	14	67	10	73	14	76	21	123	50	80	22
11:30	67	12	67	10	82	8	93	22	143	28	90	16
11:45	76	8	66	13	79	13	88	15	135	42	89	18
<b>Totals</b>	<b>2314</b>	<b>2318</b>	<b>2557</b>	<b>2542</b>	<b>2569</b>	<b>2798</b>	<b>2746</b>	<b>3567</b>	<b>3095</b>	<b>3980</b>	<b>2656</b>	<b>3041</b>
<b>Day Total</b>	<b>4632</b>		<b>5099</b>		<b>5367</b>		<b>6313</b>		<b>7075</b>		<b>5697</b>	
<b>AM Pct</b>	<b>50.0%</b>		<b>50.1%</b>		<b>47.9%</b>		<b>43.5%</b>		<b>43.7%</b>		<b>46.6%</b>	

Peak Hour	9:00	18:30	9:00	18:15	9:00	18:30	9:00	18:30	8:45	17:30	9:00	18:30
Peak Volume	712	342	778	436	773	493	746	397	752	389	749	400
P.H.F	0.9368	0.9396	0.8493	0.9561	0.9159	0.9337	0.9279	0.8941	0.9495	0.8037	0.9512	0.9496

**AECOM**

<b>7:00-8:00 AM</b>	315	329	336	352	315	329
<b>7:15-8:15 AM</b>	351	353	361	393	348	361
<b>7:30-8:30 AM</b>	390	411	413	441	424	416
<b>7:45-8:45 AM</b>	408	442	453	486	480	454
<b>8:00-9:00 AM</b>	433	477	478	510	510	482

<b>4:00-5:00 PM</b>	263	292	287	350	412	321
<b>4:15-5:15 PM</b>	258	295	258	381	388	316
<b>4:30-5:30 PM</b>	266	275	257	386	380	313
<b>4:45-5:45 PM</b>	268	289	294	393	383	325
<b>5:00-6:00 PM</b>	290	290	313	422	389	341

Client: AECOM  
 File Number:  
 Route: Palm Dr  
 Location: Between Campus Dr & Arboretum Rd

Site Ref: 5  
 Direction: NB

Count Date	10/16/2023		10/17/2023		10/18/2023		10/19/2023		10/20/2023		Average	
Count Time	AM	PM	AM	PM	AM	PM	AM	PM	AM	PM	AM	PM
00:00	6	43	6	51	7	38	8	53	15	85	8	54
00:15	5	42	5	46	5	55	6	49	22	69	9	52
00:30	7	47	4	54	5	39	10	52	9	57	7	50
00:45	2	41	5	67	3	47	5	58	4	66	4	56
01:00	4	45	5	58	10	48	10	68	19	51	10	54
01:15	4	50	7	60	5	59	2	70	9	61	5	60
01:30	2	58	3	50	1	60	4	76	7	79	3	65
01:45	1	51	6	65	1	73	4	64	3	69	3	64
02:00	1	75	3	82	4	74	3	70	5	58	3	72
02:15	2	44	5	55	4	65	9	64	8	66	6	59
02:30	17	50	22	73	23	69	18	73	24	88	21	71
02:45	0	54	4	62	3	70	1	70	2	53	2	62
03:00	0	60	0	63	0	70	4	72	2	77	1	68
03:15	0	84	0	82	2	67	0	95	0	79	0	81
03:30	2	65	2	84	4	81	3	81	1	110	2	84
03:45	1	69	3	62	2	75	1	81	3	78	2	73
04:00	3	74	0	72	1	95	0	95	2	80	1	83
04:15	4	66	2	83	0	103	2	106	5	85	3	89
04:30	6	77	10	89	7	83	8	100	5	99	7	90
04:45	3	75	0	81	1	79	3	94	1	111	2	88
05:00	2	89	3	84	1	104	3	116	2	124	2	103
05:15	0	61	2	101	1	98	1	96	1	96	1	90
05:30	6	73	2	85	5	86	3	99	6	104	4	89
05:45	4	100	1	108	2	74	6	104	1	91	3	95
06:00	4	113	4	90	5	95	3	106	3	105	4	102
06:15	6	90	7	111	4	87	7	71	6	95	6	91
06:30	12	67	6	92	8	88	14	105	12	115	10	93
06:45	18	64	18	90	20	96	16	98	15	106	17	91
07:00	22	68	28	76	31	91	28	81	36	97	29	83
07:15	27	80	44	90	25	60	24	84	26	87	29	80
07:30	43	74	40	64	40	59	31	89	37	87	38	75
07:45	24	53	26	75	29	60	26	59	26	93	26	68
08:00	25	36	27	47	26	50	31	65	29	69	28	53
08:15	23	36	16	48	19	59	26	66	23	55	21	53
08:30	24	28	24	49	22	36	28	63	34	42	26	44
08:45	19	36	30	27	27	36	23	33	37	37	27	34
09:00	22	25	21	35	34	92	18	77	13	29	22	52
09:15	26	23	19	28	27	94	29	89	32	36	27	54
09:30	32	27	28	31	24	98	35	78	30	42	30	55
09:45	27	24	25	18	27	52	29	83	44	46	30	45
10:00	44	28	32	22	32	27	43	67	42	37	39	36
10:15	24	18	34	20	26	30	45	68	44	39	35	35
10:30	32	15	38	14	30	17	34	89	53	37	37	34
10:45	27	18	30	18	23	28	41	36	36	41	31	28
11:00	28	22	29	20	33	23	33	35	32	62	31	32
11:15	32	12	33	20	56	18	34	29	38	62	39	28
11:30	56	16	53	15	38	19	42	26	40	65	46	28
11:45	36	5	44	19	43	8	42	14	56	47	44	19
<b>Totals</b>	<b>715</b>	<b>2471</b>	<b>756</b>	<b>2836</b>	<b>746</b>	<b>3035</b>	<b>796</b>	<b>3517</b>	<b>900</b>	<b>3467</b>	<b>783</b>	<b>3065</b>
<b>Day Total</b>	<b>3186</b>		<b>3592</b>		<b>3781</b>		<b>4313</b>		<b>4367</b>		<b>3848</b>	
<b>AM Pct</b>	22.4%		21.0%		19.7%		18.5%		20.6%		20.3%	
Peak Hour	9:00	18:30	9:00	18:15	9:00	18:30	9:00	18:30	8:45	17:30	9:00	18:30
Peak Volume	712	342	778	436	773	493	746	397	752	389	749	400
P.H.F	0.9368	0.9396	0.8493	0.9561	0.9159	0.9337	0.9279	0.8941	0.9495	0.8037	0.9512	0.9496

**AECOM**

<b>7:00-8:00 AM</b>	116	138	125	109	125	123
<b>7:15-8:15 AM</b>	119	137	120	112	118	121
<b>7:30-8:30 AM</b>	115	109	114	114	115	113
<b>7:45-8:45 AM</b>	96	93	96	111	112	102
<b>8:00-9:00 AM</b>	91	97	94	108	123	103

<b>4:00-5:00 PM</b>	292	325	360	395	375	349
<b>4:15-5:15 PM</b>	307	337	369	416	419	370
<b>4:30-5:30 PM</b>	302	355	364	406	430	371
<b>4:45-5:45 PM</b>	298	351	367	405	435	371
<b>5:00-6:00 PM</b>	323	378	362	415	415	379

Client: AECOM  
 File Number:  
 Route: Lasuen St  
 Location: Between Campus Dr & Arboretum Rd

Site Ref: 6  
 Direction: NB

Count Date	10/16/2023		10/17/2023		10/18/2023		10/19/2023		10/20/2023		Average	
Count Time	AM	PM	AM	PM	AM	PM	AM	PM	AM	PM	AM	PM
00:00	0	1	0	4	0	2	0	12	8	15	2	7
00:15	1	1	0	4	0	5	1	7	2	11	1	6
00:30	0	6	0	2	0	4	0	7	0	14	0	7
00:45	0	3	0	2	1	3	0	14	0	11	0	7
01:00	0	5	0	4	0	2	0	7	0	32	0	10
01:15	0	1	0	4	0	6	0	14	1	25	0	10
01:30	0	2	0	6	0	1	0	5	0	19	0	7
01:45	0	5	0	4	0	3	0	10	0	21	0	9
02:00	0	3	0	3	0	3	0	14	1	15	0	8
02:15	0	3	0	3	0	7	0	12	0	19	0	9
02:30	1	1	1	2	1	1	1	9	4	21	2	7
02:45	0	5	0	5	0	7	0	27	0	40	0	17
03:00	1	1	0	4	1	3	0	17	0	45	0	14
03:15	0	4	0	7	0	1	0	30	1	45	0	17
03:30	0	2	0	2	0	3	0	27	0	44	0	16
03:45	0	6	0	7	0	5	0	15	0	34	0	13
04:00	0	7	0	9	0	3	0	31	0	31	0	16
04:15	0	6	0	5	0	3	0	30	0	35	0	16
04:30	0	4	0	12	0	3	2	37	0	73	0	26
04:45	0	6	0	7	0	5	0	54	2	89	0	32
05:00	0	9	0	11	0	7	0	46	0	83	0	31
05:15	1	9	0	9	1	8	0	22	0	73	0	24
05:30	0	6	0	8	0	6	1	29	0	70	0	24
05:45	1	2	0	8	0	5	0	29	0	72	0	23
06:00	1	4	2	7	0	3	0	16	0	71	1	20
06:15	0	4	1	4	0	3	0	22	1	49	0	16
06:30	0	6	0	6	0	5	0	22	1	50	0	18
06:45	2	3	2	1	0	2	0	9	3	56	1	14
07:00	1	3	2	6	0	8	2	15	4	40	2	14
07:15	1	1	5	1	1	2	0	15	4	30	2	10
07:30	1	0	3	1	0	2	0	5	2	20	1	6
07:45	2	2	0	4	1	3	3	14	2	18	2	8
08:00	0	0	0	1	1	1	0	5	9	6	2	3
08:15	5	1	2	1	2	0	1	0	7	7	3	2
08:30	1	0	1	4	1	2	5	8	6	20	3	7
08:45	4	1	0	4	0	1	2	11	4	16	2	7
09:00	4	1	0	1	6	2	5	16	8	13	5	7
09:15	4	0	4	0	5	9	5	37	6	14	5	12
09:30	2	0	2	0	3	9	7	50	10	19	5	16
09:45	2	1	3	0	4	5	2	50	12	15	5	14
10:00	3	0	1	0	2	1	6	54	16	28	6	17
10:15	5	0	1	0	1	1	4	42	8	32	4	15
10:30	1	0	1	0	1	0	5	36	14	19	4	11
10:45	1	1	5	0	1	0	8	7	6	39	4	9
11:00	5	0	3	0	1	0	9	4	15	36	7	8
11:15	0	0	3	0	1	0	5	3	13	42	4	9
11:30	2	0	2	0	1	0	5	2	21	47	6	10
11:45	0	0	4	0	2	0	5	6	12	31	5	7
<b>Totals</b>												
<b>Day Total</b>	<b>52</b>	<b>126</b>	<b>48</b>	<b>173</b>	<b>38</b>	<b>155</b>	<b>84</b>	<b>954</b>	<b>203</b>	<b>1655</b>	<b>85</b>	<b>613</b>
<b>AM Pct</b>	<b>29.2%</b>		<b>21.7%</b>		<b>19.7%</b>		<b>8.1%</b>		<b>10.9%</b>		<b>12.2%</b>	
Peak Hour	9:00	18:30	9:00	18:15	9:00	18:30	9:00	18:30	8:45	17:30	9:00	18:30
Peak Volume	712	342	778	436	773	493	746	397	752	389	749	400
P.H.F	0.9368	0.9396	0.8493	0.9561	0.9159	0.9337	0.9279	0.8941	0.9495	0.8037	0.9512	0.9496

<b>AECOM</b>												
7:00-8:00 AM	5		10		2		5		12		7	
7:15-8:15 AM	4		8		3		3		17		7	
7:30-8:30 AM	8		5		4		4		20		8	
7:45-8:45 AM	8		3		5		9		24		10	
8:00-9:00 AM	10		3		4		8		26		10	
4:00-5:00 PM		23		33		14		152		228		90
4:15-5:15 PM		25		35		18		167		280		105
4:30-5:30 PM		28		39		23		159		318		113
4:45-5:45 PM		30		35		26		151		315		111
5:00-6:00 PM		26		36		26		126		298		102



Client: AECOM  
 File Number:  
 Route: Galvez St  
 Location: Between Campus Dr & Arboretum Rd

Site Ref: 7  
 Direction: SB

Count Date Count Time	10/16/2023		10/17/2023		10/18/2023		10/19/2023		10/20/2023		Average	
	AM	PM	AM	PM	AM	PM	AM	PM	AM	PM	AM	PM
00:00	8	51	4	51	2	56	4	64	13	98	6	64
00:15	5	47	4	65	4	76	7	81	8	93	6	72
00:30	3	62	3	40	5	59	4	63	6	80	4	61
00:45	5	52	2	59	4	73	6	74	6	80	5	68
01:00	3	74	5	47	1	63	3	76	8	75	4	67
01:15	3	47	3	58	3	61	2	73	6	62	3	60
01:30	1	64	1	59	2	50	1	85	5	87	2	69
01:45	3	60	2	54	1	57	1	61	2	82	2	63
02:00	0	54	1	42	1	72	0	67	2	68	1	61
02:15	0	60	1	30	2	34	2	66	2	79	1	54
02:30	0	50	1	47	1	53	2	66	2	72	1	58
02:45	1	54	0	41	1	66	0	62	2	117	1	68
03:00	0	46	0	41	0	50	0	56	0	82	0	55
03:15	0	43	2	40	1	60	2	71	0	81	1	59
03:30	3	41	2	49	3	37	3	71	5	85	3	57
03:45	2	49	1	69	1	64	0	79	3	107	1	74
04:00	2	52	4	63	3	70	2	62	5	94	3	68
04:15	7	56	4	63	7	51	10	61	3	96	6	65
04:30	9	57	9	76	12	53	12	71	13	100	11	71
04:45	16	66	18	61	21	79	16	94	20	94	18	79
05:00	24	92	30	60	34	84	35	89	22	77	29	80
05:15	21	72	21	66	19	60	20	93	23	109	21	80
05:30	38	78	39	84	37	55	39	95	32	69	37	76
05:45	43	70	57	90	55	97	66	152	46	101	53	102
06:00	40	98	37	94	42	94	23	112	28	92	34	98
06:15	28	75	45	98	43	79	44	137	42	86	40	95
06:30	47	55	54	69	53	67	47	127	59	89	52	81
06:45	41	56	61	50	59	82	54	151	42	88	51	85
07:00	53	40	56	58	52	85	48	118	47	79	51	76
07:15	71	53	61	56	73	62	64	83	74	89	69	69
07:30	62	49	67	66	78	47	88	69	82	101	75	66
07:45	90	42	93	62	70	45	110	40	115	70	96	52
08:00	65	53	81	63	82	61	85	51	104	70	83	60
08:15	69	41	86	39	74	60	71	45	103	60	81	49
08:30	96	29	106	31	86	50	112	36	116	46	103	38
08:45	101	28	103	29	101	43	91	41	90	65	97	41
09:00	94	28	126	22	100	27	107	45	128	52	111	35
09:15	79	12	93	25	70	24	102	30	132	43	95	27
09:30	72	19	99	19	70	31	86	32	157	33	97	27
09:45	70	9	98	19	86	14	110	22	128	33	98	19
10:00	63	14	79	12	77	9	92	31	83	38	79	21
10:15	57	15	64	15	60	12	73	25	94	39	70	21
10:30	56	12	59	14	58	9	94	12	110	30	75	15
10:45	46	8	49	10	60	9	76	22	119	30	70	16
11:00	63	7	55	6	59	5	94	14	119	24	78	11
11:15	43	7	63	6	47	7	73	18	112	28	68	13
11:30	54	6	62	7	62	10	85	13	108	28	74	13
11:45	83	2	82	10	81	6	98	10	127	19	94	9
<b>Totals</b>	<b>1740</b>	<b>2155</b>	<b>1993</b>	<b>2235</b>	<b>1863</b>	<b>2418</b>	<b>2164</b>	<b>3116</b>	<b>2553</b>	<b>3420</b>	<b>2063</b>	<b>2669</b>
<b>Day Total</b>	<b>3895</b>		<b>4228</b>		<b>4281</b>		<b>5280</b>		<b>5973</b>		<b>4731</b>	
<b>AM Pct</b>	44.7%		47.1%		43.5%		41.0%		42.7%		43.6%	
Peak Hour	9:00	18:30	9:00	18:15	9:00	18:30	9:00	18:30	8:45	17:30	9:00	18:30
Peak Volume	712	342	778	436	773	493	746	397	752	389	749	400
P.H.F	0.9368	0.9396	0.8493	0.9561	0.9159	0.9337	0.9279	0.8941	0.9495	0.8037	0.9512	0.9496

**AECOM**

<b>7:00-8:00 AM</b>	276	277	273	310	318	291
<b>7:15-8:15 AM</b>	288	302	303	347	375	323
<b>7:30-8:30 AM</b>	286	327	304	354	404	335
<b>7:45-8:45 AM</b>	320	366	312	378	438	363
<b>8:00-9:00 AM</b>	331	376	343	359	413	364

<b>4:00-5:00 PM</b>	231	263	253	288	384	284
<b>4:15-5:15 PM</b>	271	260	267	315	367	296
<b>4:30-5:30 PM</b>	287	263	276	347	380	311
<b>4:45-5:45 PM</b>	308	271	278	371	349	315
<b>5:00-6:00 PM</b>	312	300	296	429	356	339

Client: AECOM  
 File Number:  
 Route: Galvez St  
 Location: Between Campus Dr & Arboretum Rd

Site Ref: 7  
 Direction: NB

Count Date	10/16/2023		10/17/2023		10/18/2023		10/19/2023		10/20/2023		Average	
	AM	PM	AM	PM	AM	PM	AM	PM	AM	PM	AM	PM
00:00	5	62	8	87	7	65	5	80	18	96	9	78
00:15	5	59	3	76	2	51	5	69	14	77	6	66
00:30	6	48	7	58	5	53	4	67	15	89	7	63
00:45	0	41	9	51	7	61	3	80	9	87	6	64
01:00	4	66	3	73	2	65	3	86	3	104	3	79
01:15	4	79	6	72	3	81	6	77	6	75	5	77
01:30	5	57	3	76	6	92	4	90	7	113	5	86
01:45	3	67	6	71	6	53	3	86	8	91	5	74
02:00	2	73	0	91	4	65	3	86	10	96	4	82
02:15	0	89	6	76	5	80	5	98	10	111	5	91
02:30	2	98	11	92	9	119	11	120	12	124	9	111
02:45	1	78	2	82	3	63	4	97	3	87	3	81
03:00	1	63	2	96	4	79	2	101	3	103	2	88
03:15	0	86	1	79	2	112	0	106	0	133	1	103
03:30	0	113	2	92	1	93	1	97	0	123	1	104
03:45	4	74	1	93	1	76	1	116	2	96	2	91
04:00	0	101	3	119	0	91	0	131	2	127	1	114
04:15	2	81	3	107	2	119	1	116	2	121	2	109
04:30	4	127	5	123	5	148	8	144	7	133	6	135
04:45	1	149	2	117	2	140	3	137	5	183	3	145
05:00	0	136	3	168	2	129	3	169	4	181	2	157
05:15	2	134	5	144	4	159	2	149	5	180	4	153
05:30	2	133	4	135	7	135	2	146	1	155	3	141
05:45	5	117	17	141	4	129	15	146	3	183	9	143
06:00	7	147	3	144	6	137	7	163	4	174	5	153
06:15	12	114	11	154	9	128	8	130	8	184	10	142
06:30	11	107	10	144	14	133	16	125	16	147	13	131
06:45	28	107	30	104	33	118	19	141	28	154	28	125
07:00	24	103	19	108	22	102	31	129	37	123	27	113
07:15	19	113	29	95	31	95	28	120	26	95	27	104
07:30	23	82	30	103	27	89	33	123	33	85	29	96
07:45	41	65	40	79	37	84	45	116	34	79	39	85
08:00	40	73	38	85	42	88	33	109	43	96	39	90
08:15	29	86	39	95	44	102	33	113	38	75	37	94
08:30	32	53	37	54	30	77	36	72	47	55	36	62
08:45	32	53	48	73	29	63	42	92	49	46	40	65
09:00	33	57	31	64	30	71	39	239	37	65	34	99
09:15	43	25	44	35	36	57	44	160	60	52	45	66
09:30	33	25	50	51	23	89	49	96	45	53	40	63
09:45	32	39	37	20	36	38	46	80	69	56	44	47
10:00	34	31	44	24	35	31	54	62	51	56	44	41
10:15	39	21	56	14	42	21	43	72	48	65	46	39
10:30	53	19	42	13	42	26	65	38	55	43	51	28
10:45	42	14	49	17	56	22	43	35	79	68	54	31
11:00	50	11	41	19	49	16	61	23	61	75	52	29
11:15	52	7	53	13	69	10	64	24	64	68	60	24
11:30	49	6	55	20	64	14	63	8	60	62	58	22
11:45	66	4	67	6	60	13	61	15	97	53	70	18
<b>Totals</b>	<b>882</b>	<b>3493</b>	<b>1015</b>	<b>3853</b>	<b>959</b>	<b>3882</b>	<b>1057</b>	<b>4879</b>	<b>1238</b>	<b>4897</b>	<b>1030</b>	<b>4201</b>
<b>Day Total</b>	<b>4375</b>	<b>4868</b>	<b>4841</b>	<b>5936</b>	<b>6135</b>	<b>5231</b>						
<b>AM Pct</b>	<b>20.2%</b>	<b>20.9%</b>	<b>19.8%</b>	<b>17.8%</b>	<b>20.2%</b>	<b>19.7%</b>						
Peak Hour	9:00	18:30	9:00	18:15	9:00	18:30	9:00	18:30	8:45	17:30	9:00	18:30
Peak Volume	712	342	778	436	773	493	746	397	752	389	749	400
P.H.F	0.9368	0.9396	0.8493	0.9561	0.9159	0.9337	0.9279	0.8941	0.9495	0.8037	0.9512	0.9496

**AECOM**

<b>7:00-8:00 AM</b>	107	118	117	137	130	122
<b>7:15-8:15 AM</b>	123	137	137	139	136	134
<b>7:30-8:30 AM</b>	133	147	150	144	148	144
<b>7:45-8:45 AM</b>	142	154	153	147	162	152
<b>8:00-9:00 AM</b>	133	162	145	144	177	152
<b>4:00-5:00 PM</b>	458	466	498	528	564	503
<b>4:15-5:15 PM</b>	493	515	536	566	618	546
<b>4:30-5:30 PM</b>	546	552	576	599	677	590
<b>4:45-5:45 PM</b>	552	564	563	601	699	596
<b>5:00-6:00 PM</b>	520	588	552	610	699	594

Client: AECOM  
 File Number:  
 Route: Serra St  
 Location: Between El Camino Real & Olmsted Rd

Site Ref: 8  
 Direction: SB

Count Date	10/16/2023		10/17/2023		10/18/2023		10/19/2023		10/20/2023		Average	
Count Time	AM	PM	AM	PM	AM	PM	AM	PM	AM	PM	AM	PM
00:00	5	46	8	45	14	58	14	54	26	69	13	54
00:15	7	54	5	43	12	46	7	61	6	63	7	53
00:30	7	54	6	42	13	52	5	51	13	68	9	53
00:45	8	62	8	53	10	49	6	61	14	57	9	56
01:00	4	50	1	59	4	50	8	50	13	68	6	55
01:15	5	46	3	49	2	54	13	49	3	61	5	52
01:30	6	43	2	41	1	47	2	42	11	53	4	45
01:45	2	32	2	39	4	47	3	43	6	38	3	40
02:00	5	39	2	35	2	33	2	40	4	47	3	39
02:15	3	33	2	36	1	44	2	48	5	62	3	45
02:30	0	49	2	52	2	44	3	60	2	63	2	54
02:45	1	42	3	49	0	33	1	65	1	50	1	48
03:00	4	38	1	26	2	37	0	33	2	65	2	40
03:15	0	31	2	29	3	39	1	50	1	64	1	43
03:30	3	46	2	39	2	44	2	32	3	52	2	43
03:45	3	44	3	53	3	47	6	60	6	83	4	57
04:00	2	45	0	41	4	48	1	47	1	89	2	54
04:15	9	10	7	42	5	56	11	52	7	70	8	46
04:30	7	43	12	49	10	51	9	59	13	56	10	52
04:45	22	52	14	49	17	65	14	48	16	67	17	56
05:00	11	65	14	45	16	51	11	69	20	69	14	60
05:15	20	63	20	73	22	73	26	71	29	65	23	69
05:30	24	64	24	71	29	84	30	87	29	67	27	75
05:45	43	62	64	74	46	81	51	82	43	72	49	74
06:00	29	51	24	65	23	71	33	66	25	81	27	67
06:15	28	58	31	50	33	63	42	91	36	78	34	68
06:30	29	52	44	58	44	69	39	100	25	79	36	72
06:45	37	48	48	43	27	41	31	77	26	74	34	57
07:00	25	40	33	48	28	56	20	59	22	78	26	56
07:15	38	53	42	55	34	51	40	66	36	89	38	63
07:30	49	45	64	54	59	41	60	53	53	80	57	55
07:45	83	31	74	46	82	50	85	52	71	92	79	54
08:00	50	47	70	52	59	51	93	50	61	70	67	54
08:15	59	39	72	41	67	61	70	50	77	73	69	53
08:30	60	33	90	49	66	46	72	47	74	74	72	50
08:45	70	38	61	32	69	38	86	64	67	76	71	50
09:00	61	45	66	44	84	42	80	48	69	61	72	48
09:15	67	49	66	44	71	49	65	61	85	56	71	52
09:30	60	32	85	37	52	38	62	59	89	63	70	46
09:45	73	15	64	32	69	25	71	45	83	47	72	33
10:00	45	31	60	21	50	23	53	48	77	58	57	36
10:15	45	19	41	25	43	20	43	32	62	37	47	27
10:30	47	17	51	21	35	19	57	30	50	56	48	29
10:45	42	17	45	15	50	26	50	36	65	26	50	24
11:00	43	13	47	16	46	13	47	23	68	47	50	22
11:15	54	14	39	12	42	19	42	23	61	33	48	20
11:30	51	19	41	10	41	13	56	20	60	19	50	16
11:45	55	8	48	12	47	16	57	21	67	27	55	17
<b>Totals</b>	<b>1401</b>	<b>1927</b>	<b>1513</b>	<b>2016</b>	<b>1445</b>	<b>2174</b>	<b>1582</b>	<b>2535</b>	<b>1683</b>	<b>2992</b>	<b>1525</b>	<b>2329</b>
<b>Day Total</b>	<b>3328</b>		<b>3529</b>		<b>3619</b>		<b>4117</b>		<b>4675</b>		<b>3854</b>	
<b>AM Pct</b>	42.1%		42.9%		39.9%		38.4%		36.0%		39.6%	
Peak Hour	9:00	18:30	9:00	18:15	9:00	18:30	9:00	18:30	8:45	17:30	9:00	18:30
Peak Volume	712	342	778	436	773	493	746	397	752	389	749	400
P.H.F	0.9368	0.9396	0.8493	0.9561	0.9159	0.9337	0.9279	0.8941	0.9495	0.8037	0.9512	0.9496

**AECOM**

<b>7:00-8:00 AM</b>	195		213		203		205		182		200	
<b>7:15-8:15 AM</b>	220		250		234		278		221		241	
<b>7:30-8:30 AM</b>	241		280		267		308		262		272	
<b>7:45-8:45 AM</b>	252		306		274		320		283		287	
<b>8:00-9:00 AM</b>	239		293		261		321		279		279	
<b>4:00-5:00 PM</b>		150		181		220		206		282		208
<b>4:15-5:15 PM</b>		170		185		223		228		262		214
<b>4:30-5:30 PM</b>		223		216		240		247		257		237
<b>4:45-5:45 PM</b>		244		238		273		275		268		260
<b>5:00-6:00 PM</b>		254		263		289		309		273		278

Client: AECOM  
 File Number:  
 Route: Serra St  
 Location: Between El Camino Real & Olmsted Rd

Site Ref: 8  
 Direction: NB

Count Date	10/16/2023		10/17/2023		10/18/2023		10/19/2023		10/20/2023		Average	
Count Time	AM	PM	AM	PM	AM	PM	AM	PM	AM	PM	AM	PM
00:00	19	75	12	54	14	54	17	52	15	66	15	60
00:15	11	56	10	56	20	48	15	37	19	60	15	51
00:30	13	50	17	44	18	46	11	51	19	54	16	49
00:45	14	57	8	61	19	45	10	56	18	57	14	55
01:00	7	49	8	71	8	71	15	60	8	64	9	63
01:15	9	48	5	52	8	55	8	49	18	71	10	55
01:30	3	43	9	48	5	61	7	48	14	80	8	56
01:45	7	62	2	52	5	54	2	65	8	90	5	65
02:00	2	53	3	43	3	58	6	57	9	60	5	54
02:15	1	57	3	51	6	72	5	58	4	60	4	60
02:30	9	77	8	94	10	85	13	87	15	89	11	86
02:45	2	61	2	72	7	58	5	87	4	72	4	70
03:00	7	66	4	59	2	62	4	63	5	84	4	67
03:15	1	97	2	72	3	86	3	88	3	78	2	84
03:30	0	80	1	69	2	71	3	92	3	84	2	79
03:45	1	73	2	78	4	72	4	56	5	54	3	67
04:00	2	45	2	76	3	53	2	72	4	79	3	65
04:15	0	21	1	68	2	71	5	68	4	73	2	60
04:30	7	59	4	89	8	87	4	78	5	83	6	79
04:45	10	52	8	66	6	77	7	83	6	94	7	74
05:00	4	73	5	70	1	88	4	84	3	97	3	82
05:15	1	69	3	78	6	60	4	76	6	85	4	74
05:30	9	71	6	66	8	79	8	69	11	84	8	74
05:45	9	71	11	64	6	66	13	60	12	100	10	72
06:00	11	70	12	63	13	72	17	84	12	93	13	76
06:15	9	56	7	80	13	85	12	66	12	101	11	78
06:30	13	77	18	101	17	97	14	79	15	89	15	89
06:45	13	67	24	89	14	78	16	69	15	104	16	81
07:00	13	85	10	78	16	83	18	73	13	100	14	84
07:15	28	65	22	57	22	70	13	87	19	96	21	75
07:30	31	81	23	69	42	77	26	68	34	75	31	74
07:45	26	56	56	64	39	82	46	54	31	84	40	68
08:00	56	53	31	44	40	61	34	59	43	94	41	62
08:15	29	70	52	54	35	63	33	74	34	70	37	66
08:30	44	65	29	66	50	59	44	66	56	78	45	67
08:45	30	35	42	52	43	60	33	54	52	72	40	55
09:00	35	48	35	53	43	52	47	72	34	75	39	60
09:15	38	43	41	54	36	52	36	64	46	61	39	55
09:30	40	31	54	50	49	60	51	64	40	67	47	54
09:45	44	46	44	35	43	48	40	45	46	64	43	48
10:00	56	46	32	30	60	43	61	54	72	53	56	45
10:15	41	30	39	32	40	40	43	43	56	61	44	41
10:30	40	28	43	24	45	25	32	37	58	69	44	37
10:45	55	22	37	28	41	30	42	41	41	56	43	35
11:00	38	27	42	21	44	20	46	29	67	44	47	28
11:15	36	10	40	21	44	22	43	26	58	64	44	29
11:30	35	18	55	18	54	28	54	22	60	52	52	28
11:45	64	16	58	11	54	21	45	17	64	49	57	23
<b>Totals</b>	<b>973</b>	<b>2610</b>	<b>982</b>	<b>2747</b>	<b>1071</b>	<b>2907</b>	<b>1021</b>	<b>2943</b>	<b>1196</b>	<b>3589</b>	<b>1049</b>	<b>2959</b>
<b>Day Total</b>	<b>3583</b>		<b>3729</b>		<b>3978</b>		<b>3964</b>		<b>4785</b>		<b>4008</b>	

AM Pct	27.2%		26.3%		26.9%		25.8%		25.0%		26.2%	
Peak Hour	9:00	18:30	9:00	18:15	9:00	18:30	9:00	18:30	8:45	17:30	9:00	18:30
Peak Volume	712	342	778	436	773	493	746	397	752	389	749	400
P.H.F	0.9368	0.9396	0.8493	0.9561	0.9159	0.9337	0.9279	0.8941	0.9495	0.8037	0.9512	0.9496

**AECOM**

<b>7:00-8:00 AM</b>	98	111	119	103	97	106
<b>7:15-8:15 AM</b>	141	132	143	119	127	132
<b>7:30-8:30 AM</b>	142	162	156	139	142	148
<b>7:45-8:45 AM</b>	155	168	164	157	164	162
<b>8:00-9:00 AM</b>	159	154	168	144	185	162

<b>4:00-5:00 PM</b>	177	299	288	301	329	279
<b>4:15-5:15 PM</b>	205	293	323	313	347	296
<b>4:30-5:30 PM</b>	253	303	312	321	359	310
<b>4:45-5:45 PM</b>	265	280	304	312	360	304
<b>5:00-6:00 PM</b>	284	278	293	289	366	302

Client: AECOM  
 File Number:  
 Route: Yale St  
 Location: Between Olmsted Rd & Stanford Ave

Site Ref: 9  
 Direction: WB

Count Date	10/16/2023		10/17/2023		10/18/2023		10/19/2023		10/20/2023		Average	
Count Time	AM	PM	AM	PM	AM	PM	AM	PM	AM	PM	AM	PM
00:00	3	21	1	13	1	7	2	9	2	7	2	11
00:15	1	5	1	7	1	18	0	10	1	10	1	10
00:30	0	7	0	9	0	9	0	9	0	19	0	11
00:45	1	7	0	11	1	15	1	11	1	18	1	12
01:00	1	10	0	6	3	6	3	12	2	18	2	10
01:15	0	7	0	13	1	11	0	9	1	5	0	9
01:30	1	5	1	8	0	12	1	9	2	11	1	9
01:45	1	7	0	5	0	10	0	4	0	13	0	8
02:00	1	12	0	5	1	12	0	11	1	8	1	10
02:15	0	5	1	9	0	4	1	5	0	9	0	6
02:30	0	8	1	6	0	9	1	12	0	8	0	9
02:45	1	8	0	9	1	7	0	9	0	11	0	9
03:00	0	11	1	11	1	11	1	9	1	8	1	10
03:15	0	7	0	14	0	7	0	13	0	12	0	11
03:30	0	8	0	9	0	11	0	10	0	14	0	10
03:45	0	8	0	8	0	5	0	11	1	8	0	8
04:00	0	12	1	13	0	11	0	12	0	12	0	12
04:15	0	8	0	5	0	13	1	12	0	14	0	10
04:30	1	9	0	14	0	14	1	11	0	16	0	13
04:45	0	9	2	15	0	18	1	17	0	14	1	15
05:00	1	7	0	20	1	9	0	10	1	16	1	12
05:15	1	20	0	16	2	15	1	21	1	21	1	19
05:30	2	22	3	15	1	17	5	19	8	13	4	17
05:45	4	21	6	16	6	15	8	25	6	24	6	20
06:00	1	11	4	16	2	23	6	23	4	15	3	18
06:15	2	14	4	21	4	12	7	16	5	18	4	16
06:30	7	7	5	4	7	21	2	14	9	17	6	13
06:45	12	16	11	15	9	8	5	19	4	14	8	14
07:00	11	14	6	11	5	18	5	17	7	12	7	14
07:15	10	15	9	13	3	17	6	17	8	17	7	16
07:30	6	7	7	13	3	8	15	10	6	14	7	10
07:45	9	5	10	10	9	7	10	9	15	16	11	9
08:00	16	9	15	6	11	11	19	12	10	15	14	11
08:15	12	9	9	7	15	7	13	5	15	17	13	9
08:30	9	6	14	8	17	12	9	15	14	10	13	10
08:45	7	6	15	8	14	7	12	4	17	11	13	7
09:00	9	6	12	6	9	13	15	13	12	11	11	10
09:15	17	10	10	6	15	9	8	15	11	9	12	10
09:30	14	4	11	5	12	7	13	8	13	6	13	6
09:45	15	6	16	5	13	11	13	4	8	6	13	6
10:00	13	7	18	4	16	14	14	4	10	10	14	8
10:15	14	2	10	5	10	4	9	3	15	6	12	4
10:30	12	0	8	5	16	1	5	6	14	3	11	3
10:45	13	2	7	3	11	5	12	4	7	4	10	4
11:00	8	0	6	1	9	2	9	1	11	9	9	3
11:15	5	2	11	4	14	2	5	5	17	5	10	4
11:30	7	0	8	2	11	1	13	3	5	2	9	2
11:45	13	2	6	0	14	2	8	3	13	5	11	2
<b>Totals</b>	<b>261</b>	<b>404</b>	<b>250</b>	<b>435</b>	<b>269</b>	<b>488</b>	<b>260</b>	<b>510</b>	<b>278</b>	<b>561</b>	<b>264</b>	<b>480</b>
<b>Day Total</b>	<b>665</b>		<b>685</b>		<b>757</b>		<b>770</b>		<b>839</b>		<b>743</b>	
<b>AM Pct</b>	39.2%		36.5%		35.5%		33.8%		33.1%		35.5%	
Peak Hour	9:00	18:30	9:00	18:15	9:00	18:30	9:00	18:30	8:45	17:30	9:00	18:30
Peak Volume	712	342	778	436	773	493	746	397	752	389	749	400
P.H.F	0.9368	0.9396	0.8493	0.9561	0.9159	0.9337	0.9279	0.8941	0.9495	0.8037	0.9512	0.9496

**AECOM**

7:00-8:00 AM	36	32	20	36	36	32
7:15-8:15 AM	41	41	26	50	39	39
7:30-8:30 AM	43	41	38	57	46	45
7:45-8:45 AM	46	48	52	51	54	50
8:00-9:00 AM	44	53	57	53	56	53

4:00-5:00 PM	38	47	56	52	56	50
4:15-5:15 PM	33	54	54	50	60	50
4:30-5:30 PM	45	65	56	59	67	58
4:45-5:45 PM	58	66	59	67	64	63
5:00-6:00 PM	70	67	56	75	74	68

Client: AECOM  
 File Number:  
 Route: Yale St  
 Location: Between Olmsted Rd & Stanford Ave

Site Ref: 9  
 Direction: EB

Count Date	10/16/2023		10/17/2023		10/18/2023		10/19/2023		10/20/2023		Average	
Count Time	AM	PM	AM	PM	AM	PM	AM	PM	AM	PM	AM	PM
00:00	0	7	0	9	3	9	1	5	2	9	1	8
00:15	2	8	0	10	2	7	2	11	0	5	1	8
00:30	1	4	0	6	1	7	1	9	1	8	1	7
00:45	1	5	0	5	0	6	0	7	1	10	0	7
01:00	0	10	0	5	1	1	0	5	1	13	0	7
01:15	2	4	0	4	0	7	1	4	1	6	1	5
01:30	1	4	0	6	0	10	2	5	3	10	1	7
01:45	0	11	1	6	1	8	0	8	0	11	0	9
02:00	0	9	0	7	1	10	0	6	1	11	0	9
02:15	0	6	0	6	0	10	0	5	0	10	0	7
02:30	1	13	1	10	0	9	0	14	0	14	0	12
02:45	0	10	1	16	1	5	0	12	0	18	0	12
03:00	0	17	0	15	0	9	0	16	1	12	0	14
03:15	0	9	0	11	1	17	1	12	0	22	0	14
03:30	0	12	0	20	0	15	0	12	0	15	0	15
03:45	0	13	0	10	0	10	0	7	0	12	0	10
04:00	0	18	0	18	0	13	0	9	0	18	0	15
04:15	0	12	1	9	0	16	1	16	0	14	0	13
04:30	0	16	0	18	0	21	0	29	0	22	0	21
04:45	0	14	0	8	0	16	0	15	0	16	0	14
05:00	1	21	0	13	0	21	0	22	0	12	0	18
05:15	0	14	0	11	0	14	0	15	0	14	0	14
05:30	0	20	0	23	1	17	1	12	1	18	1	18
05:45	1	18	0	7	2	13	1	13	1	17	1	14
06:00	1	13	0	16	3	20	2	14	0	21	1	17
06:15	2	12	3	15	1	14	2	12	2	13	2	13
06:30	3	12	0	23	3	12	0	21	2	24	2	18
06:45	4	9	4	10	1	18	2	18	2	21	3	15
07:00	1	12	5	12	3	15	4	18	3	10	3	13
07:15	6	13	7	5	8	10	6	14	5	13	6	11
07:30	10	7	11	14	5	17	13	11	9	11	10	12
07:45	8	5	12	5	9	6	9	4	7	17	9	7
08:00	11	3	17	5	10	13	14	5	17	14	14	8
08:15	7	5	12	9	7	5	10	6	7	9	9	7
08:30	7	9	15	5	14	6	15	8	6	9	11	7
08:45	15	7	4	3	9	6	9	7	8	5	9	6
09:00	5	4	11	2	13	5	5	8	16	7	10	5
09:15	10	3	9	3	9	12	6	1	8	8	8	5
09:30	9	4	2	5	13	4	13	5	9	1	9	4
09:45	10	5	7	9	9	4	10	2	7	5	9	5
10:00	15	5	7	2	9	3	12	7	8	4	10	4
10:15	8	5	6	3	6	6	4	2	12	3	7	4
10:30	7	0	4	1	8	3	6	2	7	2	6	2
10:45	10	4	7	4	8	1	7	2	9	4	8	3
11:00	9	1	8	1	6	1	14	0	20	1	11	1
11:15	8	1	3	2	9	4	7	1	9	2	7	2
11:30	10	0	11	0	7	2	8	3	6	3	8	2
11:45	13	1	8	1	4	2	9	3	9	1	9	2
<b>Totals</b>	<b>199</b>	<b>415</b>	<b>177</b>	<b>408</b>	<b>188</b>	<b>460</b>	<b>198</b>	<b>443</b>	<b>201</b>	<b>525</b>	<b>193</b>	<b>450</b>
<b>Day Total</b>	<b>614</b>		<b>585</b>		<b>648</b>		<b>641</b>		<b>726</b>		<b>643</b>	
<b>AM Pct</b>	<b>32.4%</b>		<b>30.3%</b>		<b>29.0%</b>		<b>30.9%</b>		<b>27.7%</b>		<b>30.0%</b>	
<b>Peak Hour</b>	9:00	18:30	9:00	18:15	9:00	18:30	9:00	18:30	8:45	17:30	9:00	18:30
<b>Peak Volume</b>	712	342	778	436	773	493	746	397	752	389	749	400
<b>P.H.F</b>	0.9368	0.9396	0.8493	0.9561	0.9159	0.9337	0.9279	0.8941	0.9495	0.8037	0.9512	0.9496

<b>AECOM</b>												
<b>7:00-8:00 AM</b>	25		35		25		32		24		28	
<b>7:15-8:15 AM</b>	35		47		32		42		38		39	
<b>7:30-8:30 AM</b>	36		52		31		46		40		41	
<b>7:45-8:45 AM</b>	33		56		40		48		37		43	
<b>8:00-9:00 AM</b>	40		48		40		48		38		43	
<b>4:00-5:00 PM</b>		60		53		66		69		70		64
<b>4:15-5:15 PM</b>		63		48		74		82		64		66
<b>4:30-5:30 PM</b>		65		50		72		81		64		66
<b>4:45-5:45 PM</b>		69		55		68		64		60		63
<b>5:00-6:00 PM</b>		73		54		65		62		61		63

Client: AECOM  
 File Number:  
 Route: Wellesley St  
 Location: Between Olmsted Rd & Stanford Ave

Site Ref: 10  
 Direction: WB

Count Date	10/16/2023		10/17/2023		10/18/2023		10/19/2023		10/20/2023		Average	
Count Time	AM	PM	AM	PM	AM	PM	AM	PM	AM	PM	AM	PM
00:00	1	4	1	3	3	5	1	2	0	6	1	4
00:15	2	3	3	4	1	6	2	2	0	5	2	4
00:30	0	3	0	1	1	2	0	2	1	3	0	2
00:45	1	6	0	4	0	5	0	5	2	6	1	5
01:00	0	5	0	5	2	4	2	1	1	4	1	4
01:15	0	6	0	7	2	4	0	2	1	1	1	4
01:30	0	7	0	6	0	6	1	3	1	4	0	5
01:45	0	5	0	5	2	4	3	4	0	5	1	5
02:00	1	6	0	2	1	3	1	7	0	8	1	5
02:15	0	3	1	6	0	4	0	6	0	5	0	5
02:30	0	4	0	6	0	4	1	5	0	5	0	5
02:45	0	2	0	4	1	5	0	5	0	4	0	4
03:00	0	3	0	4	0	2	1	6	0	7	0	4
03:15	0	7	1	3	0	6	0	2	1	5	0	5
03:30	0	3	0	8	0	6	0	4	1	6	0	5
03:45	0	8	0	4	0	2	0	5	0	7	0	5
04:00	0	2	0	3	0	2	0	6	0	2	0	3
04:15	0	9	0	4	0	5	1	6	0	5	0	6
04:30	0	11	0	5	0	3	0	7	1	3	0	6
04:45	0	6	0	2	2	2	0	7	0	9	0	5
05:00	0	3	0	4	0	11	1	5	0	1	0	5
05:15	0	3	0	5	0	4	0	10	0	8	0	6
05:30	0	9	0	13	0	6	0	4	0	6	0	8
05:45	0	11	3	10	0	15	1	8	1	9	1	11
06:00	0	9	0	11	1	6	0	8	0	12	0	9
06:15	2	5	2	9	1	9	1	9	0	10	1	8
06:30	1	10	2	7	1	6	1	10	1	16	1	10
06:45	1	11	1	4	0	12	0	8	0	9	0	9
07:00	1	6	0	12	0	11	2	8	1	7	1	9
07:15	2	10	3	10	1	7	2	5	1	11	2	9
07:30	0	3	3	8	2	6	2	10	1	7	2	7
07:45	5	5	3	6	3	8	5	9	4	7	4	7
08:00	2	2	3	8	4	9	3	7	4	8	3	7
08:15	6	5	5	5	4	7	5	2	8	5	6	5
08:30	1	6	2	10	4	16	0	7	3	7	2	9
08:45	4	14	3	5	2	5	3	6	2	5	3	7
09:00	2	7	5	7	3	8	5	4	2	8	3	7
09:15	0	3	6	2	6	3	7	6	2	6	4	4
09:30	9	1	5	4	6	10	3	8	5	10	6	7
09:45	5	4	6	6	5	3	5	3	4	4	5	4
10:00	3	2	4	4	5	2	4	4	1	10	3	4
10:15	2	3	2	6	2	3	2	5	6	3	3	4
10:30	4	1	3	4	2	3	6	4	4	8	4	4
10:45	2	2	7	3	3	1	5	6	2	4	4	3
11:00	2	1	1	2	2	4	3	4	3	3	2	3
11:15	7	1	2	3	3	1	2	2	7	3	4	2
11:30	5	2	2	3	5	0	9	1	7	4	6	2
11:45	1	4	6	3	7	2	3	4	6	1	5	3
<b>Totals</b>	<b>72</b>	<b>246</b>	<b>85</b>	<b>260</b>	<b>87</b>	<b>258</b>	<b>93</b>	<b>254</b>	<b>84</b>	<b>292</b>	<b>84</b>	<b>262</b>
<b>Day Total</b>	<b>318</b>		<b>345</b>		<b>345</b>		<b>347</b>		<b>376</b>		<b>346</b>	
<b>AM Pct</b>	22.6%		24.6%		25.2%		26.8%		22.3%		24.3%	
Peak Hour	9:00	18:30	9:00	18:15	9:00	18:30	9:00	18:30	8:45	17:30	9:00	18:30
Peak Volume	712	342	778	436	773	493	746	397	752	389	749	400
P.H.F	0.9368	0.9396	0.8493	0.9561	0.9159	0.9337	0.9279	0.8941	0.9495	0.8037	0.9512	0.9496

AECOM												
7:00-8:00 AM	8		9		6		11		7		8	
7:15-8:15 AM	9		12		10		12		10		11	
7:30-8:30 AM	13		14		13		15		17		14	
7:45-8:45 AM	14		13		15		13		19		15	
8:00-9:00 AM	13		13		14		11		17		14	

4:00-5:00 PM	28		14		12		26		19		20	
4:15-5:15 PM	29		15		21		25		18		22	
4:30-5:30 PM	23		16		20		29		21		22	
4:45-5:45 PM	21		24		23		26		24		24	
5:00-6:00 PM	26		32		36		27		24		29	

Client: AECOM  
 File Number:  
 Route: Wellesley St  
 Location: Between Olmsted Rd & Stanford Ave

Site Ref: 10  
 Direction: EB

Count Date	10/16/2023		10/17/2023		10/18/2023		10/19/2023		10/20/2023		Average	
Count Time	AM	PM	AM	PM	AM	PM	AM	PM	AM	PM	AM	PM
00:00	1	4	1	5	0	5	0	4	2	2	1	4
00:15	1	2	2	4	2	6	0	2	2	10	1	5
00:30	0	4	0	2	0	1	0	3	2	4	0	3
00:45	2	6	0	3	1	4	0	8	1	6	1	5
01:00	2	7	0	2	0	8	1	5	1	6	1	6
01:15	0	3	1	5	2	7	0	2	1	8	1	5
01:30	0	4	0	2	0	7	0	7	0	6	0	5
01:45	0	6	1	5	1	6	1	7	0	4	1	6
02:00	0	2	0	9	0	3	1	4	0	8	0	5
02:15	0	8	0	4	1	2	3	4	0	6	1	5
02:30	0	5	0	10	1	6	2	5	0	4	1	6
02:45	0	9	0	8	1	5	1	2	0	5	0	6
03:00	0	4	0	9	0	5	0	8	0	4	0	6
03:15	0	6	0	6	0	6	0	5	1	6	0	6
03:30	0	3	0	6	1	6	0	8	0	6	0	6
03:45	0	4	0	6	1	4	0	6	0	6	0	5
04:00	0	3	1	4	0	7	0	8	1	10	0	6
04:15	1	9	0	3	1	4	0	11	0	5	0	6
04:30	0	7	0	12	1	7	0	11	1	13	0	10
04:45	1	8	0	5	0	8	0	7	1	7	0	7
05:00	0	7	0	4	0	11	0	8	0	9	0	8
05:15	0	8	0	7	0	4	0	12	0	7	0	8
05:30	1	8	1	10	0	7	0	5	0	9	0	8
05:45	0	10	1	10	0	14	2	16	0	12	1	12
06:00	1	17	0	10	1	8	1	10	0	13	1	12
06:15	2	8	3	9	0	12	2	15	0	8	1	10
06:30	0	4	2	6	1	9	3	20	2	21	2	12
06:45	0	10	2	10	1	9	0	11	2	12	1	10
07:00	2	6	1	9	1	10	4	6	1	15	2	9
07:15	1	10	5	8	3	8	3	14	1	11	3	10
07:30	9	6	5	13	2	3	3	7	7	11	5	8
07:45	2	4	5	4	6	4	5	5	3	9	4	5
08:00	5	4	3	6	5	16	7	4	0	7	4	7
08:15	4	5	5	4	3	7	6	8	7	7	5	6
08:30	6	3	5	10	6	5	5	5	8	7	6	6
08:45	1	4	5	4	8	1	5	6	9	3	6	4
09:00	5	6	7	3	10	2	8	6	3	6	7	5
09:15	6	6	5	1	5	6	4	9	4	4	5	5
09:30	6	2	2	7	5	6	5	5	3	9	4	6
09:45	4	7	7	3	4	1	5	1	8	2	6	3
10:00	2	7	4	5	3	3	7	1	3	4	4	4
10:15	10	2	1	7	9	2	4	3	6	4	6	4
10:30	2	3	4	2	4	2	3	3	7	2	4	2
10:45	5	3	3	0	6	4	3	5	8	6	5	4
11:00	1	0	1	5	1	1	2	6	2	5	1	3
11:15	6	1	3	1	5	2	4	1	5	8	5	3
11:30	4	1	6	1	4	1	6	1	6	3	5	1
11:45	6	2	7	2	5	0	6	3	11	2	7	2
<b>Totals</b>	<b>99</b>	<b>258</b>	<b>99</b>	<b>271</b>	<b>111</b>	<b>265</b>	<b>112</b>	<b>313</b>	<b>119</b>	<b>342</b>	<b>108</b>	<b>290</b>
<b>Day Total</b>	<b>357</b>		<b>370</b>		<b>376</b>		<b>425</b>		<b>461</b>		<b>398</b>	
<b>AM Pct</b>	<b>27.7%</b>		<b>26.8%</b>		<b>29.5%</b>		<b>26.4%</b>		<b>25.8%</b>		<b>27.1%</b>	
Peak Hour	9:00	18:30	9:00	18:15	9:00	18:30	9:00	18:30	8:45	17:30	9:00	18:30
Peak Volume	712	342	778	436	773	493	746	397	752	389	749	400
P.H.F	0.9368	0.9396	0.8493	0.9561	0.9159	0.9337	0.9279	0.8941	0.9495	0.8037	0.9512	0.9496

**AECOM**

<b>7:00-8:00 AM</b>	14		16		12		15		12		14	
<b>7:15-8:15 AM</b>	17		18		16		18		11		16	
<b>7:30-8:30 AM</b>	20		18		16		21		17		18	
<b>7:45-8:45 AM</b>	17		18		20		23		18		19	
<b>8:00-9:00 AM</b>	16		18		22		23		24		21	
<b>4:00-5:00 PM</b>		27		24		26		37		35		30
<b>4:15-5:15 PM</b>		31		24		30		37		34		31
<b>4:30-5:30 PM</b>		30		28		30		38		36		32
<b>4:45-5:45 PM</b>		31		26		30		32		32		30
<b>5:00-6:00 PM</b>		33		31		36		41		37		36



Client: AECOM  
 File Number:  
 Route: Oberlin St  
 Location: Between Olmsted Rd & Stanford Ave

Site Ref: 11  
 Direction: WB

Count Date	10/16/2023		10/17/2023		10/18/2023		10/19/2023		10/20/2023		Average	
	AM	PM	AM	PM	AM	PM	AM	PM	AM	PM	AM	PM
00:00	0	1	0	3	0	1	0	2	0	2	0	2
00:15	0	2	0	4	3	5	0	3	0	6	1	4
00:30	0	1	0	4	1	2	0	2	0	0	0	2
00:45	0	2	1	5	0	0	0	1	0	1	0	2
01:00	2	5	0	5	0	12	1	0	0	4	1	5
01:15	0	4	0	3	0	16	1	4	0	3	0	6
01:30	0	0	2	3	0	5	0	3	0	1	0	2
01:45	0	2	1	2	0	3	0	1	1	2	0	2
02:00	0	8	1	8	0	2	1	8	0	12	0	8
02:15	0	6	0	6	1	0	1	6	0	8	0	5
02:30	0	2	0	7	0	2	0	3	0	2	0	3
02:45	0	8	0	6	0	4	0	8	0	5	0	6
03:00	0	3	0	1	0	2	0	6	1	3	0	3
03:15	0	3	0	1	0	1	0	4	0	6	0	3
03:30	0	0	0	5	0	2	0	4	0	3	0	3
03:45	0	1	0	6	0	1	0	3	0	1	0	2
04:00	0	3	1	5	0	3	0	2	1	9	0	4
04:15	0	5	0	1	2	3	0	0	0	4	0	3
04:30	0	4	0	4	0	3	0	1	1	1	0	3
04:45	0	5	0	4	0	3	0	2	0	3	0	3
05:00	1	5	1	3	1	6	1	4	1	8	1	5
05:15	0	3	1	5	0	7	0	5	2	3	1	5
05:30	2	6	2	4	1	5	1	8	1	3	1	5
05:45	1	5	2	4	1	1	1	4	1	8	1	4
06:00	1	1	2	4	0	6	1	11	1	3	1	5
06:15	1	5	3	4	2	6	0	6	1	5	1	5
06:30	0	0	0	6	0	4	0	5	1	6	0	4
06:45	1	5	2	6	1	7	1	8	1	3	1	6
07:00	2	3	3	6	4	4	3	5	2	4	3	4
07:15	3	7	1	2	2	3	2	5	2	2	2	4
07:30	5	4	3	4	2	6	5	5	5	3	4	4
07:45	24	6	16	6	20	2	17	5	19	2	19	4
08:00	25	1	31	6	36	4	41	5	35	4	34	4
08:15	4	1	1	0	2	4	4	4	3	5	3	3
08:30	6	5	6	1	2	4	8	1	5	1	5	2
08:45	3	0	1	3	4	2	11	5	4	2	5	2
09:00	6	1	3	1	5	0	2	3	6	2	4	1
09:15	5	1	3	2	1	0	6	1	6	4	4	2
09:30	2	4	2	1	1	6	0	0	1	0	1	2
09:45	5	2	2	2	2	1	2	4	3	1	3	2
10:00	5	1	2	3	2	2	2	5	7	1	4	2
10:15	3	2	1	2	2	2	3	2	1	5	2	3
10:30	5	4	1	0	3	4	5	1	2	1	3	2
10:45	1	3	2	3	2	1	0	3	4	2	2	2
11:00	1	0	3	3	2	3	2	3	4	4	2	3
11:15	2	2	3	1	5	1	4	3	2	0	3	1
11:30	2	0	1	2	3	1	2	1	2	1	2	1
11:45	1	1	1	2	4	1	1	2	2	1	2	1
<b>Totals</b>	<b>119</b>	<b>143</b>	<b>105</b>	<b>169</b>	<b>117</b>	<b>163</b>	<b>129</b>	<b>177</b>	<b>128</b>	<b>160</b>	<b>120</b>	<b>162</b>
<b>Day Total</b>	<b>262</b>		<b>274</b>		<b>280</b>		<b>306</b>		<b>288</b>		<b>282</b>	
<b>AM Pct</b>	<b>45.4%</b>		<b>38.3%</b>		<b>41.8%</b>		<b>42.2%</b>		<b>44.4%</b>		<b>42.4%</b>	
Peak Hour	9:00	18:30	9:00	18:15	9:00	18:30	9:00	18:30	8:45	17:30	9:00	18:30
Peak Volume	712	342	778	436	773	493	746	397	752	389	749	400
P.H.F	0.9368	0.9396	0.8493	0.9561	0.9159	0.9337	0.9279	0.8941	0.9495	0.8037	0.9512	0.9496

**AECOM**

<b>7:00-8:00 AM</b>	34	23	28	27	28	28
<b>7:15-8:15 AM</b>	57	51	60	65	61	59
<b>7:30-8:30 AM</b>	58	51	60	67	62	60
<b>7:45-8:45 AM</b>	59	54	60	70	62	61
<b>8:00-9:00 AM</b>	38	39	44	64	47	46

<b>4:00-5:00 PM</b>	17	14	12	5	17	13
<b>4:15-5:15 PM</b>	19	12	15	7	16	14
<b>4:30-5:30 PM</b>	17	16	19	12	15	16
<b>4:45-5:45 PM</b>	19	16	21	19	17	18
<b>5:00-6:00 PM</b>	19	16	19	21	22	19

Client: AECOM  
 File Number:  
 Route: Oberlin St  
 Location: Between Olmsted Rd & Stanford Ave

Site Ref: 11  
 Direction: EB

Count Date	10/16/2023		10/17/2023		10/18/2023		10/19/2023		10/20/2023		Average	
Count Time	AM	PM	AM	PM	AM	PM	AM	PM	AM	PM	AM	PM
00:00	1	3	1	5	1	5	1	9	0	6	1	6
00:15	0	2	2	4	1	2	1	4	2	4	1	3
00:30	0	5	0	2	0	6	1	4	0	4	0	4
00:45	0	8	0	7	0	5	0	6	0	10	0	7
01:00	1	4	0	9	1	7	0	2	0	2	0	5
01:15	0	3	0	4	0	6	0	4	0	5	0	4
01:30	0	4	0	7	0	11	0	6	0	7	0	7
01:45	0	1	2	2	0	4	0	2	1	7	1	3
02:00	0	10	2	4	0	1	0	3	1	6	1	5
02:15	0	8	0	8	0	4	1	13	0	12	0	9
02:30	0	6	0	6	0	3	1	7	0	8	0	6
02:45	0	6	0	6	0	1	0	5	0	4	0	4
03:00	0	3	0	7	0	1	0	4	0	0	0	3
03:15	0	5	0	5	0	4	0	4	0	4	0	4
03:30	0	0	0	4	0	5	0	2	0	3	0	3
03:45	0	5	0	7	0	2	0	4	0	6	0	5
04:00	0	3	0	8	0	6	0	6	0	2	0	5
04:15	0	5	0	4	0	5	0	5	0	9	0	6
04:30	0	4	0	8	0	7	0	4	1	8	0	6
04:45	0	5	1	5	1	6	1	6	0	7	1	6
05:00	0	5	0	7	0	9	0	6	0	5	0	6
05:15	0	9	0	11	0	10	0	9	1	6	0	9
05:30	0	9	1	6	0	3	0	10	0	10	0	8
05:45	1	4	0	4	2	7	0	6	0	7	1	6
06:00	0	4	0	8	1	8	2	10	0	6	1	7
06:15	0	3	2	11	0	5	1	8	0	4	1	6
06:30	0	4	1	6	0	4	0	4	0	5	0	5
06:45	0	8	1	9	2	3	0	10	1	7	1	7
07:00	2	3	0	4	1	5	1	3	0	4	1	4
07:15	1	4	3	5	1	4	3	3	2	3	2	4
07:30	1	2	4	5	3	2	6	6	3	3	3	4
07:45	8	2	3	5	5	6	1	4	1	9	4	5
08:00	11	1	8	1	5	2	8	3	7	3	8	2
08:15	8	2	7	2	10	4	7	3	12	2	9	3
08:30	7	6	4	2	4	4	1	4	8	4	5	4
08:45	5	3	2	2	3	7	4	1	7	0	4	3
09:00	9	2	7	3	3	2	5	2	5	2	6	2
09:15	1	3	4	0	3	2	7	1	5	1	4	1
09:30	3	0	6	0	7	5	5	4	7	0	6	2
09:45	4	2	2	4	1	2	6	1	5	2	4	2
10:00	5	2	3	0	1	2	2	3	6	1	3	2
10:15	5	3	2	4	1	3	3	0	4	0	3	2
10:30	2	0	2	2	1	0	2	0	4	1	2	1
10:45	3	2	4	0	4	1	3	0	4	0	4	1
11:00	1	1	2	2	2	1	3	0	2	2	2	1
11:15	6	0	2	1	4	0	2	1	7	1	4	1
11:30	6	0	2	3	6	0	4	1	3	1	4	1
11:45	3	1	4	2	7	1	4	1	7	0	5	1
<b>Totals</b>	<b>94</b>	<b>175</b>	<b>84</b>	<b>221</b>	<b>81</b>	<b>193</b>	<b>86</b>	<b>204</b>	<b>106</b>	<b>203</b>	<b>90</b>	<b>199</b>
<b>Day Total</b>	<b>269</b>	<b>305</b>	<b>274</b>	<b>290</b>	<b>309</b>	<b>289</b>						
<b>AM Pct</b>	34.9%	27.5%	29.6%	29.7%	34.3%	31.2%						
Peak Hour	9:00	18:30	9:00	18:15	9:00	18:30	9:00	18:30	8:45	17:30	9:00	18:30
Peak Volume	712	342	778	436	773	493	746	397	752	389	749	400
P.H.F	0.9368	0.9396	0.8493	0.9561	0.9159	0.9337	0.9279	0.8941	0.9495	0.8037	0.9512	0.9496

**AECOM**

<b>7:00-8:00 AM</b>	12	10	10	11	6	10
<b>7:15-8:15 AM</b>	21	18	14	18	13	17
<b>7:30-8:30 AM</b>	28	22	23	22	23	24
<b>7:45-8:45 AM</b>	34	22	24	17	28	25
<b>8:00-9:00 AM</b>	31	21	22	20	34	26

<b>4:00-5:00 PM</b>	17	25	24	21	26	23
<b>4:15-5:15 PM</b>	19	24	27	21	29	24
<b>4:30-5:30 PM</b>	23	31	32	25	26	27
<b>4:45-5:45 PM</b>	28	29	28	31	28	29
<b>5:00-6:00 PM</b>	27	28	29	31	28	29

Client: AECOM  
 File Number:  
 Route: Olmsted Rd  
 Location: North of Escondido Rd

Site Ref: 12  
 Direction: NB

Count Date	10/16/2023		10/17/2023		10/18/2023		10/19/2023		10/20/2023		Average	
Count Time	AM	PM	AM	PM	AM	PM	AM	PM	AM	PM	AM	PM
00:00	0	1	1	8	0	2	2	1	0	2	1	3
00:15	0	0	0	0	0	4	0	0	0	1	0	1
00:30	0	5	0	12	1	10	0	9	0	6	0	8
00:45	0	7	0	8	2	9	0	8	0	4	0	7
01:00	0	3	1	6	0	7	0	6	1	3	0	5
01:15	0	1	0	0	0	6	0	1	0	0	0	2
01:30	0	2	0	5	0	4	0	2	0	5	0	4
01:45	0	9	0	0	0	3	0	7	0	3	0	4
02:00	0	13	2	14	0	1	0	13	0	18	0	12
02:15	0	11	0	10	0	1	0	12	0	10	0	9
02:30	0	9	0	3	0	0	0	7	0	4	0	5
02:45	0	3	0	4	0	1	0	8	0	3	0	4
03:00	0	2	0	1	0	0	0	0	0	0	0	1
03:15	0	1	0	1	0	0	0	3	0	0	0	1
03:30	0	0	0	1	0	7	0	2	0	1	0	2
03:45	0	3	0	2	0	5	0	6	0	7	0	5
04:00	0	1	0	4	0	2	0	6	0	2	0	3
04:15	0	1	0	4	0	2	0	1	0	1	0	2
04:30	0	3	0	7	0	4	0	0	0	6	0	4
04:45	0	3	0	3	0	1	0	9	0	3	0	4
05:00	0	2	0	6	0	5	0	2	0	6	0	4
05:15	0	1	0	5	0	4	0	7	0	7	0	5
05:30	0	4	0	8	0	4	0	3	0	6	0	5
05:45	0	7	0	1	1	4	0	6	0	2	0	4
06:00	0	0	0	2	0	3	3	2	1	6	1	3
06:15	0	6	1	5	2	1	0	1	1	0	1	3
06:30	1	1	0	0	0	2	0	2	0	2	0	1
06:45	2	3	0	3	0	2	1	1	3	1	1	2
07:00	2	1	3	2	6	1	1	4	1	3	3	2
07:15	1	2	3	2	2	1	1	2	1	7	2	3
07:30	3	1	7	5	1	1	3	3	4	0	4	2
07:45	7	2	4	2	3	3	9	2	11	1	7	2
08:00	10	1	16	0	17	0	11	1	8	0	12	0
08:15	0	1	10	3	5	2	7	1	6	1	6	2
08:30	4	1	6	1	8	1	4	0	1	2	5	1
08:45	7	3	6	1	1	0	5	2	7	2	5	2
09:00	1	1	1	1	0	2	2	2	3	0	1	1
09:15	1	1	3	0	8	1	0	3	1	0	3	1
09:30	1	0	2	0	1	0	6	1	2	1	2	0
09:45	2	1	6	1	2	0	0	0	2	0	2	0
10:00	1	2	0	0	1	1	2	0	1	0	1	1
10:15	4	0	5	0	3	0	2	1	2	0	3	0
10:30	1	2	1	0	4	1	3	0	1	0	2	1
10:45	4	1	5	0	4	0	3	1	5	1	4	1
11:00	7	1	7	1	8	0	10	0	14	0	9	0
11:15	15	1	11	0	7	0	18	0	12	0	13	0
11:30	5	0	2	0	8	0	7	1	6	1	6	0
11:45	1	0	1	0	4	0	5	0	3	0	3	0
<b>Totals</b>	<b>80</b>	<b>124</b>	<b>104</b>	<b>142</b>	<b>99</b>	<b>108</b>	<b>105</b>	<b>149</b>	<b>97</b>	<b>128</b>	<b>97</b>	<b>130</b>
<b>Day Total</b>	<b>204</b>	<b>246</b>	<b>207</b>	<b>254</b>	<b>225</b>	<b>227</b>						
<b>AM Pct</b>	39.2%	42.3%	47.8%	41.3%	43.1%	42.7%						
Peak Hour	9:00	18:30	9:00	18:15	9:00	18:30	9:00	18:30	8:45	17:30	9:00	18:30
Peak Volume	712	342	778	436	773	493	746	397	752	389	749	400
P.H.F	0.9368	0.9396	0.8493	0.9561	0.9159	0.9337	0.9279	0.8941	0.9495	0.8037	0.9512	0.9496

**AECOM**

<b>7:00-8:00 AM</b>	13	17	12	14	17	15						
<b>7:15-8:15 AM</b>	21	30	23	24	24	24						
<b>7:30-8:30 AM</b>	20	37	26	30	29	28						
<b>7:45-8:45 AM</b>	21	36	33	31	26	29						
<b>8:00-9:00 AM</b>	21	38	31	27	22	28						
<b>4:00-5:00 PM</b>	8	18	9	16	12	13						
<b>4:15-5:15 PM</b>	9	20	12	12	16	14						
<b>4:30-5:30 PM</b>	9	21	14	18	22	17						
<b>4:45-5:45 PM</b>	10	22	14	21	22	18						
<b>5:00-6:00 PM</b>	14	20	17	18	21	18						

Client: AECOM  
 File Number:  
 Route: Olmsted Rd  
 Location: North of Escondido Rd

Site Ref: 12  
 Direction: SB

Count Date	10/16/2023		10/17/2023		10/18/2023		10/19/2023		10/20/2023		Average	
Count Time	AM	PM	AM	PM	AM	PM	AM	PM	AM	PM	AM	PM
00:00	0	1	0	1	0	6	0	4	0	2	0	3
00:15	0	1	2	4	0	6	0	8	0	3	0	4
00:30	0	3	0	4	0	6	0	2	0	1	0	3
00:45	0	2	2	7	0	5	0	7	0	7	0	6
01:00	0	5	0	5	0	14	0	9	0	8	0	8
01:15	0	2	0	4	0	26	0	7	0	11	0	10
01:30	0	2	0	3	0	9	2	1	0	1	0	3
01:45	0	6	0	3	0	6	0	3	0	0	0	4
02:00	0	8	0	2	0	1	0	10	0	4	0	5
02:15	0	21	0	18	0	2	0	15	0	13	0	14
02:30	0	6	0	10	2	4	0	13	0	8	0	8
02:45	0	7	0	5	0	4	0	14	0	11	0	8
03:00	0	3	0	0	0	4	0	1	0	0	0	2
03:15	0	1	0	6	0	5	0	3	0	4	0	4
03:30	0	4	0	2	0	7	0	9	0	5	0	5
03:45	0	2	0	3	0	8	0	2	0	5	0	4
04:00	0	9	0	7	0	7	0	7	0	6	0	7
04:15	0	2	0	10	0	8	0	8	0	8	0	7
04:30	0	7	0	8	0	2	0	5	0	5	0	5
04:45	0	2	0	1	0	4	0	8	0	6	0	4
05:00	1	6	1	8	1	6	1	8	1	2	1	6
05:15	0	3	0	4	2	4	0	7	1	7	1	5
05:30	0	3	0	9	0	7	2	4	1	3	1	5
05:45	1	1	1	5	0	9	1	12	0	4	1	6
06:00	1	7	1	5	1	4	3	1	2	1	2	4
06:15	1	5	3	2	1	0	0	3	2	1	1	2
06:30	0	3	1	1	0	2	1	1	0	2	0	2
06:45	0	0	1	3	0	2	0	0	0	1	0	1
07:00	0	1	0	4	0	4	0	2	2	1	0	2
07:15	0	1	1	1	0	1	2	0	2	1	1	1
07:30	1	2	1	2	3	1	0	1	2	0	1	1
07:45	27	1	19	5	22	1	18	0	20	0	21	1
08:00	41	0	31	0	63	2	62	1	65	1	52	1
08:15	7	0	14	1	5	1	5	0	3	1	7	1
08:30	1	0	4	0	4	2	2	0	4	0	3	0
08:45	7	0	2	1	3	0	10	0	8	1	6	0
09:00	2	0	7	1	2	0	6	0	2	0	4	0
09:15	3	0	6	0	1	0	7	2	5	0	4	0
09:30	4	0	3	0	3	0	5	0	2	2	3	0
09:45	1	4	4	0	10	0	0	0	1	0	3	1
10:00	3	2	2	0	2	0	5	0	2	0	3	0
10:15	3	1	2	0	2	0	4	0	5	1	3	0
10:30	2	0	1	0	2	0	3	0	4	0	2	0
10:45	5	0	1	0	5	0	0	2	1	1	2	1
11:00	7	0	4	1	6	0	2	2	6	1	5	1
11:15	7	0	6	0	6	0	11	1	8	1	8	0
11:30	6	0	8	0	6	0	16	0	8	0	9	0
11:45	12	0	12	0	6	0	12	1	12	0	11	0
<b>Totals</b>	<b>143</b>	<b>134</b>	<b>140</b>	<b>156</b>	<b>158</b>	<b>180</b>	<b>180</b>	<b>184</b>	<b>169</b>	<b>140</b>	<b>158</b>	<b>159</b>
<b>Day Total</b>	<b>277</b>		<b>296</b>		<b>338</b>		<b>364</b>		<b>309</b>		<b>317</b>	
<b>AM Pct</b>	51.6%		47.3%		46.7%		49.5%		54.7%		49.9%	
Peak Hour	9:00	18:30	9:00	18:15	9:00	18:30	9:00	18:30	8:45	17:30	9:00	18:30
Peak Volume	712	342	778	436	773	493	746	397	752	389	749	400
P.H.F	0.9368	0.9396	0.8493	0.9561	0.9159	0.9337	0.9279	0.8941	0.9495	0.8037	0.9512	0.9496

**AECOM**

<b>7:00-8:00 AM</b>	28		21		25		20		26		24	
<b>7:15-8:15 AM</b>	69		52		88		82		89		76	
<b>7:30-8:30 AM</b>	76		65		93		85		90		82	
<b>7:45-8:45 AM</b>	76		68		94		87		92		83	
<b>8:00-9:00 AM</b>	56		51		75		79		80		68	

<b>4:00-5:00 PM</b>		20		26		21		28		25		24
<b>4:15-5:15 PM</b>		17		27		20		29		21		23
<b>4:30-5:30 PM</b>		18		21		16		28		20		21
<b>4:45-5:45 PM</b>		14		22		21		27		18		20
<b>5:00-6:00 PM</b>		13		26		26		31		16		22

Client: AECOM  
 File Number:  
 Route: Bowdoin St  
 Location: Between Stanford Ave & Pine Hill Rd

Site Ref: 13  
 Direction: WB

Count Date	10/16/2023		10/17/2023		10/18/2023		10/19/2023		10/20/2023		Average	
Count Time	AM	PM	AM	PM	AM	PM	AM	PM	AM	PM	AM	PM
00:00	5	60	6	50	4	47	5	56	4	62	5	55
00:15	4	44	4	49	3	65	4	42	8	71	5	54
00:30	5	27	3	46	5	51	3	63	7	76	5	53
00:45	5	46	2	53	1	43	1	50	5	80	3	54
01:00	6	48	4	51	3	44	2	52	2	63	3	52
01:15	4	38	1	38	4	67	2	46	0	71	2	52
01:30	0	43	3	42	5	57	2	48	3	65	3	51
01:45	2	46	1	39	1	57	4	52	2	61	2	51
02:00	0	44	0	46	1	40	0	44	3	50	1	45
02:15	2	36	0	46	1	41	1	52	3	55	1	46
02:30	1	48	0	40	1	49	0	66	0	67	0	54
02:45	1	57	1	46	0	48	2	57	0	71	1	56
03:00	3	43	1	56	2	41	1	47	1	72	2	52
03:15	2	43	1	45	1	54	3	50	1	59	2	50
03:30	2	35	1	44	1	54	1	69	2	50	1	50
03:45	2	46	2	52	0	62	3	70	2	87	2	63
04:00	3	48	4	58	2	54	2	60	5	84	3	61
04:15	5	60	3	60	2	57	2	53	5	84	3	63
04:30	4	54	4	59	8	50	7	61	7	76	6	60
04:45	15	65	13	61	13	69	16	72	15	81	14	70
05:00	18	60	12	53	15	62	13	63	10	88	14	65
05:15	13	78	15	64	11	74	18	72	16	64	15	70
05:30	38	62	40	76	37	69	38	77	27	74	36	72
05:45	53	69	64	60	55	71	63	80	67	66	60	69
06:00	44	47	45	71	53	65	42	74	46	71	46	66
06:15	42	49	54	64	38	43	28	71	32	83	39	62
06:30	44	41	51	46	46	55	34	63	37	65	42	54
06:45	30	46	39	72	48	69	45	58	53	69	43	63
07:00	41	37	46	43	48	56	34	40	44	76	43	50
07:15	48	30	45	43	56	38	45	38	46	68	48	43
07:30	78	24	74	39	72	30	63	48	74	59	72	40
07:45	81	33	91	46	83	46	92	29	91	54	88	42
08:00	100	47	115	44	97	41	116	34	111	49	108	43
08:15	82	37	113	31	114	30	92	41	102	41	101	36
08:30	103	33	104	21	92	28	111	37	111	30	104	30
08:45	103	18	117	29	101	36	96	28	104	42	104	31
09:00	93	30	96	25	105	27	99	41	100	48	99	34
09:15	77	25	96	24	78	28	95	31	81	47	85	31
09:30	51	17	91	17	84	20	78	19	79	37	77	22
09:45	72	11	61	21	90	19	79	20	96	31	80	20
10:00	56	10	59	11	67	22	67	27	64	38	63	22
10:15	54	15	46	14	57	14	81	17	79	14	63	15
10:30	53	11	40	14	45	13	64	16	68	39	54	19
10:45	50	13	73	11	70	6	87	12	76	21	71	13
11:00	60	9	53	9	66	7	66	11	50	20	59	11
11:15	30	3	49	10	56	9	78	15	66	24	56	12
11:30	44	4	50	7	50	14	47	5	59	15	50	9
11:45	71	3	69	9	54	3	77	5	73	11	69	6
<b>Totals</b>	<b>1700</b>	<b>1793</b>	<b>1862</b>	<b>1955</b>	<b>1846</b>	<b>2045</b>	<b>1909</b>	<b>2182</b>	<b>1937</b>	<b>2729</b>	<b>1851</b>	<b>2141</b>
<b>Day Total</b>	<b>3493</b>		<b>3817</b>		<b>3891</b>		<b>4091</b>		<b>4666</b>		<b>3992</b>	
<b>AM Pct</b>	48.7%		48.8%		47.4%		46.7%		41.5%		46.4%	
Peak Hour	9:00	18:30	9:00	18:15	9:00	18:30	9:00	18:30	8:45	17:30	9:00	18:30
Peak Volume	712	342	778	436	773	493	746	397	752	389	749	400
P.H.F	0.9368	0.9396	0.8493	0.9561	0.9159	0.9337	0.9279	0.8941	0.9495	0.8037	0.9512	0.9496

AECOM												
7:00-8:00 AM	248		256		259		234		255		250	
7:15-8:15 AM	307		325		308		316		322		316	
7:30-8:30 AM	341		393		366		363		378		368	
7:45-8:45 AM	366		423		386		411		415		400	
8:00-9:00 AM	388		449		404		415		428		417	
4:00-5:00 PM		227		238		230		246		325		253
4:15-5:15 PM		239		233		238		249		329		258
4:30-5:30 PM		257		237		255		268		309		265
4:45-5:45 PM		265		254		274		284		307		277
5:00-6:00 PM		269		253		276		292		292		276

Client: AECOM

Site Ref: 13

File Number:

Direction: EB

Route: Bowdoin St

Location: Between Stanford Ave & Pine Hill Rd

Count Date	10/16/2023		10/17/2023		10/18/2023		10/19/2023		10/20/2023		Average	
Count Time	AM	PM	AM	PM	AM	PM	AM	PM	AM	PM	AM	PM
00:00	7	33	1	55	10	38	6	56	13	56	7	48
00:15	7	49	4	59	9	28	3	45	5	52	6	47
00:30	3	46	7	51	9	60	10	32	10	53	8	48
00:45	6	40	5	63	4	48	3	50	6	57	5	52
01:00	1	55	2	60	4	55	3	51	6	59	3	56
01:15	4	45	0	46	4	62	2	63	1	72	2	58
01:30	0	54	3	51	6	61	2	66	1	108	2	68
01:45	2	54	2	54	0	68	0	58	3	62	1	59
02:00	0	59	1	58	4	74	1	64	1	85	1	68
02:15	1	61	1	75	2	71	2	70	4	81	2	72
02:30	2	93	5	112	3	94	2	102	5	109	3	102
02:45	2	58	2	79	3	71	3	82	4	109	3	80
03:00	2	84	1	96	1	76	0	99	1	78	1	87
03:15	5	86	0	96	1	92	2	91	2	104	2	94
03:30	2	87	0	69	1	74	0	74	2	103	1	81
03:45	1	79	0	90	0	73	1	94	2	102	1	88
04:00	1	93	3	93	1	104	0	86	1	100	1	95
04:15	1	84	1	108	0	93	1	94	0	108	1	97
04:30	2	105	1	117	1	107	1	117	3	116	2	112
04:45	1	92	2	108	1	108	2	119	0	125	1	110
05:00	4	97	4	114	2	127	3	127	6	157	4	124
05:15	5	105	5	128	4	120	4	124	1	135	4	122
05:30	5	113	11	110	5	112	9	107	4	136	7	116
05:45	6	98	9	97	7	98	7	98	4	146	7	107
06:00	2	104	13	139	12	124	3	109	8	153	8	126
06:15	13	77	11	108	6	101	6	117	8	108	9	102
06:30	12	67	13	104	8	91	7	111	5	152	9	105
06:45	18	65	10	85	13	88	16	105	12	124	14	93
07:00	17	71	21	62	20	76	13	102	12	110	17	84
07:15	27	84	29	60	31	60	23	76	23	112	27	78
07:30	35	46	35	63	31	66	20	61	31	100	30	67
07:45	46	53	61	54	40	28	47	54	45	79	48	54
08:00	44	52	44	41	43	60	43	54	42	66	43	55
08:15	36	53	52	49	35	54	46	51	30	43	40	50
08:30	42	22	33	44	52	36	52	46	56	39	47	37
08:45	45	29	57	39	44	29	46	33	41	46	47	35
09:00	37	39	44	25	49	38	41	57	37	39	42	40
09:15	40	29	32	27	39	39	28	58	37	32	35	37
09:30	39	24	40	34	33	60	27	48	42	38	36	41
09:45	35	31	39	28	33	21	29	26	44	32	36	28
10:00	41	16	24	17	38	20	32	29	48	22	37	21
10:15	40	18	25	16	38	16	30	28	21	32	31	22
10:30	41	11	28	16	28	18	36	15	43	32	35	18
10:45	34	10	41	13	62	13	30	26	56	30	45	18
11:00	30	12	36	9	38	12	42	19	42	25	38	15
11:15	27	11	44	10	40	11	28	14	40	25	36	14
11:30	37	7	42	8	35	13	46	13	50	20	42	12
11:45	35	9	36	10	53	3	38	9	44	16	41	9
<b>Totals</b>	<b>843</b>	<b>2710</b>	<b>880</b>	<b>3050</b>	<b>903</b>	<b>2991</b>	<b>796</b>	<b>3230</b>	<b>902</b>	<b>3788</b>	<b>865</b>	<b>3154</b>
<b>Day Total</b>	<b>3553</b>		<b>3930</b>		<b>3894</b>		<b>4026</b>		<b>4690</b>		<b>4019</b>	

AM Pct	23.7%		22.4%		23.2%		19.8%		19.2%		21.5%	
Peak Hour	9:00	18:30	9:00	18:15	9:00	18:30	9:00	18:30	8:45	17:30	9:00	18:30
Peak Volume	712	342	778	436	773	493	746	397	752	389	749	400
P.H.F	0.9368	0.9396	0.8493	0.9561	0.9159	0.9337	0.9279	0.8941	0.9495	0.8037	0.9512	0.9496

**AECOM**

<b>7:00-8:00 AM</b>	125	146	122	103	111	121
<b>7:15-8:15 AM</b>	152	169	145	133	141	148
<b>7:30-8:30 AM</b>	161	192	149	156	148	161
<b>7:45-8:45 AM</b>	168	190	170	188	173	178
<b>8:00-9:00 AM</b>	167	186	174	187	169	177

<b>4:00-5:00 PM</b>	374	426	412	416	449	415
<b>4:15-5:15 PM</b>	378	447	435	457	506	445
<b>4:30-5:30 PM</b>	399	467	462	487	533	470
<b>4:45-5:45 PM</b>	407	460	467	477	553	473
<b>5:00-6:00 PM</b>	413	449	457	456	574	470

Client: AECOM  
 File Number:  
 Route: Raimundo Way  
 Location: Between Stanford Ave & Pine Hill Rd

Site Ref: 14  
 Direction: WB

Count Time	10/16/2023		10/17/2023		10/18/2023		10/19/2023		10/20/2023		Average	
	AM	PM	AM	PM	AM	PM	AM	PM	AM	PM	AM	PM
00:00	0	11	0	11	1	7	0	8	1	10	0	9
00:15	0	10	1	11	1	13	1	10	0	11	1	11
00:30	1	9	0	13	0	14	0	15	0	8	0	12
00:45	0	8	0	6	0	10	1	16	2	5	1	9
01:00	0	4	0	10	0	11	0	8	0	12	0	9
01:15	1	12	0	13	0	13	1	13	0	7	0	12
01:30	3	8	0	11	1	8	0	13	1	7	1	9
01:45	0	11	0	8	0	5	0	7	0	14	0	9
02:00	0	6	0	7	0	11	0	9	0	17	0	10
02:15	0	16	0	10	0	13	0	11	0	21	0	14
02:30	0	12	0	12	0	10	0	21	0	21	0	15
02:45	0	17	0	10	1	12	0	11	0	16	0	13
03:00	0	8	0	9	0	10	0	10	2	14	0	10
03:15	0	13	0	17	0	5	0	12	0	15	0	12
03:30	0	9	0	12	0	16	1	15	0	18	0	14
03:45	1	14	0	9	0	19	0	6	0	23	0	14
04:00	1	13	0	11	0	16	2	13	0	17	1	14
04:15	0	12	0	11	0	13	1	11	0	14	0	12
04:30	0	14	0	13	0	11	0	12	0	16	0	13
04:45	1	9	0	15	0	13	0	9	0	19	0	13
05:00	1	12	0	9	0	15	0	16	0	17	0	14
05:15	0	9	0	16	0	10	0	14	0	14	0	13
05:30	0	12	0	11	1	14	2	15	1	12	1	13
05:45	1	15	5	12	0	22	1	7	2	12	2	14
06:00	0	17	2	24	1	11	1	15	2	16	1	17
06:15	5	15	5	15	5	8	2	10	3	14	4	12
06:30	4	14	4	13	3	10	2	13	9	6	4	11
06:45	3	7	2	15	4	7	6	8	3	13	4	10
07:00	3	7	2	12	4	8	5	8	2	8	3	9
07:15	8	6	5	9	9	11	4	4	8	13	7	9
07:30	11	5	14	4	10	6	9	7	9	12	11	7
07:45	13	6	21	5	16	4	15	4	13	9	16	6
08:00	11	2	18	5	19	4	21	9	19	11	18	6
08:15	16	4	9	9	18	8	21	6	13	5	15	6
08:30	17	8	12	5	22	3	22	8	22	6	19	6
08:45	7	7	11	5	17	6	11	4	14	10	12	6
09:00	11	3	14	2	18	5	22	6	14	5	16	4
09:15	20	2	13	0	14	1	11	4	17	9	15	3
09:30	11	3	14	5	11	4	16	8	12	2	13	4
09:45	8	6	8	3	13	1	13	7	9	5	10	4
10:00	13	2	11	3	11	5	11	4	10	3	11	3
10:15	9	0	8	3	7	0	10	1	7	6	8	2
10:30	9	1	8	1	9	2	14	2	12	7	10	3
10:45	17	2	6	2	14	0	9	2	12	4	12	2
11:00	9	0	11	3	10	4	8	0	5	0	9	1
11:15	10	1	10	4	7	0	11	2	12	4	10	2
11:30	6	0	13	0	12	1	7	1	7	3	9	1
11:45	8	0	14	1	9	1	9	1	8	3	10	1
<b>Totals</b>	<b>239</b>	<b>382</b>	<b>241</b>	<b>415</b>	<b>268</b>	<b>401</b>	<b>270</b>	<b>416</b>	<b>251</b>	<b>514</b>	<b>254</b>	<b>426</b>
<b>Day Total</b>	<b>621</b>		<b>656</b>		<b>669</b>		<b>686</b>		<b>765</b>		<b>679</b>	

<b>AM Pct</b>	38.5%		36.7%		40.1%		39.4%		32.8%		37.4%	
<b>Peak Hour</b>	9:00	18:30	9:00	18:15	9:00	18:30	9:00	18:30	8:45	17:30	9:00	18:30
<b>Peak Volume</b>	712	342	778	436	773	493	746	397	752	389	749	400
<b>P.H.F</b>	0.9368	0.9396	0.8493	0.9561	0.9159	0.9337	0.9279	0.8941	0.9495	0.8037	0.9512	0.9496

**AECOM**

<b>7:00-8:00 AM</b>	35		42		39		33		32		36	
<b>7:15-8:15 AM</b>	43		58		54		49		49		51	
<b>7:30-8:30 AM</b>	51		62		63		66		54		59	
<b>7:45-8:45 AM</b>	57		60		75		79		67		68	
<b>8:00-9:00 AM</b>	51		50		76		75		68		64	

<b>4:00-5:00 PM</b>		48		50		53		45		66		52
<b>4:15-5:15 PM</b>		47		48		52		48		66		52
<b>4:30-5:30 PM</b>		44		53		49		51		66		53
<b>4:45-5:45 PM</b>		42		51		52		54		62		52
<b>5:00-6:00 PM</b>		48		48		61		52		55		53

Client: AECOM  
 File Number:  
 Route: Raimundo Way  
 Location: Between Stanford Ave & Pine Hill Rd

Site Ref: 14  
 Direction: EB

Count Date	10/16/2023		10/17/2023		10/18/2023		10/19/2023		10/20/2023		Average	
Count Time	AM	PM	AM	PM	AM	PM	AM	PM	AM	PM	AM	PM
00:00	0	18	0	4	0	15	0	10	2	4	0	10
00:15	0	8	1	4	0	9	0	11	0	7	0	8
00:30	0	11	0	9	0	9	0	10	0	8	0	9
00:45	0	8	1	6	0	10	1	13	0	6	0	9
01:00	0	5	0	7	0	8	0	13	2	7	0	8
01:15	1	9	1	10	0	6	1	14	0	4	1	9
01:30	0	14	0	12	0	10	0	8	0	4	0	10
01:45	0	12	0	6	0	11	0	14	0	8	0	10
02:00	0	10	0	18	0	13	0	12	0	10	0	13
02:15	1	6	1	12	1	11	1	15	1	5	1	10
02:30	1	10	2	5	2	6	2	14	2	16	2	10
02:45	0	11	0	12	0	9	0	13	0	16	0	12
03:00	0	10	0	12	0	13	0	5	1	8	0	10
03:15	0	6	0	7	0	14	0	8	0	7	0	8
03:30	0	11	0	5	0	5	1	9	0	10	0	8
03:45	0	11	0	9	0	15	0	12	0	14	0	12
04:00	1	20	0	10	0	11	0	26	0	15	0	16
04:15	0	11	0	23	0	21	1	8	0	11	0	15
04:30	0	11	0	21	0	13	0	19	0	3	0	13
04:45	0	21	1	22	0	11	1	11	1	12	1	15
05:00	1	17	0	26	1	9	0	14	0	7	0	15
05:15	1	13	0	10	1	14	0	15	0	16	0	14
05:30	0	5	0	12	1	14	0	12	0	28	0	14
05:45	0	12	2	7	0	6	0	11	0	30	0	13
06:00	0	14	1	13	1	18	0	10	1	17	1	14
06:15	1	13	2	10	2	19	1	16	1	14	1	14
06:30	3	10	3	11	3	8	0	9	0	8	2	9
06:45	2	7	3	12	1	15	3	11	2	12	2	11
07:00	3	8	0	7	6	9	5	7	5	13	4	9
07:15	4	0	2	6	3	5	3	4	3	3	3	4
07:30	12	3	13	9	11	4	11	5	10	6	11	5
07:45	18	7	12	6	14	1	18	5	18	3	16	4
08:00	7	3	13	5	9	3	15	4	13	11	11	5
08:15	7	4	10	5	14	0	9	4	4	5	9	4
08:30	7	4	12	2	17	2	22	3	20	5	16	3
08:45	5	5	11	3	14	7	16	2	16	6	12	5
09:00	10	6	6	3	13	3	10	3	13	6	10	4
09:15	19	1	10	3	9	4	8	2	15	3	12	3
09:30	10	1	8	5	6	2	13	1	6	5	9	3
09:45	12	1	9	3	15	3	9	3	6	3	10	3
10:00	11	2	9	1	5	1	7	1	13	3	9	2
10:15	5	1	5	3	11	0	11	1	2	1	7	1
10:30	7	1	9	0	12	3	15	1	9	6	10	2
10:45	5	1	8	1	12	0	11	1	12	2	10	1
11:00	2	1	9	2	10	2	10	3	9	3	8	2
11:15	2	0	3	1	6	0	7	5	8	4	5	2
11:30	3	0	6	0	3	1	7	0	6	2	5	1
11:45	9	0	10	1	13	0	12	0	9	2	11	1
<b>Totals</b>	<b>170</b>	<b>363</b>	<b>183</b>	<b>381</b>	<b>216</b>	<b>373</b>	<b>231</b>	<b>398</b>	<b>210</b>	<b>399</b>	<b>202</b>	<b>383</b>
<b>Day Total</b>	<b>533</b>		<b>564</b>		<b>589</b>		<b>629</b>		<b>609</b>		<b>585</b>	
<b>AM Pct</b>	31.9%		32.4%		36.7%		36.7%		34.5%		34.5%	
Peak Hour	9:00	18:30	9:00	18:15	9:00	18:30	9:00	18:30	8:45	17:30	9:00	18:30
Peak Volume	712	342	778	436	773	493	746	397	752	389	749	400
P.H.F	0.9368	0.9396	0.8493	0.9561	0.9159	0.9337	0.9279	0.8941	0.9495	0.8037	0.9512	0.9496

**AECOM**

<b>7:00-8:00 AM</b>	37		27		34		37		36		34	
<b>7:15-8:15 AM</b>	41		40		37		47		44		42	
<b>7:30-8:30 AM</b>	44		48		48		53		45		48	
<b>7:45-8:45 AM</b>	39		47		54		64		55		52	
<b>8:00-9:00 AM</b>	26		46		54		62		53		48	

<b>4:00-5:00 PM</b>		63		76		56		64		41		60
<b>4:15-5:15 PM</b>		60		92		54		52		33		58
<b>4:30-5:30 PM</b>		62		79		47		59		38		57
<b>4:45-5:45 PM</b>		56		70		48		52		63		58
<b>5:00-6:00 PM</b>		47		55		43		52		81		56



Client: AECOM  
 File Number:  
 Route: Santa Maria Ave  
 Location: Between Junipero Serra Blvd & Gerona Rd

Site Ref: 15  
 Direction: NB

Count Date	10/16/2023		10/17/2023		10/18/2023		10/19/2023		10/20/2023		Average	
Count Time	AM	PM	AM	PM	AM	PM	AM	PM	AM	PM	AM	PM
00:00	0	5	0	2	0	1	0	1	0	3	0	2
00:15	0	6	1	1	2	4	0	1	0	1	1	3
00:30	0	2	0	2	0	2	0	4	1	1	0	2
00:45	0	2	1	0	0	1	0	0	0	1	0	1
01:00	0	1	1	3	0	1	0	0	0	4	0	2
01:15	0	0	0	2	0	3	0	8	0	4	0	3
01:30	0	6	0	2	0	1	0	1	0	1	0	2
01:45	0	2	0	1	0	2	0	0	0	3	0	2
02:00	0	3	0	1	0	1	0	4	0	3	0	2
02:15	0	1	0	0	0	1	0	4	0	5	0	2
02:30	0	0	0	4	0	4	0	3	0	1	0	2
02:45	0	1	0	2	0	0	0	4	0	1	0	2
03:00	0	4	0	5	0	2	0	0	0	0	0	2
03:15	0	2	0	0	0	1	0	3	0	2	0	2
03:30	0	0	0	0	1	0	0	3	0	3	0	1
03:45	0	0	0	2	0	2	0	1	0	1	0	1
04:00	0	4	0	1	0	5	0	2	0	4	0	3
04:15	0	1	0	6	0	2	2	0	0	3	0	2
04:30	0	2	0	2	0	0	0	0	0	3	0	1
04:45	0	1	0	0	0	2	0	1	0	0	0	1
05:00	0	0	0	2	0	0	0	4	0	2	0	2
05:15	0	0	0	2	0	2	0	2	0	4	0	2
05:30	0	3	0	0	1	3	0	0	0	1	0	1
05:45	1	2	3	1	0	2	1	1	1	4	1	2
06:00	2	1	1	2	0	0	2	1	0	3	1	1
06:15	1	0	2	0	2	1	0	1	4	2	2	1
06:30	0	1	1	2	1	0	1	2	1	4	1	2
06:45	2	1	3	3	4	2	2	1	8	3	4	2
07:00	6	1	3	1	6	0	3	3	4	3	4	2
07:15	2	1	7	2	6	2	2	2	2	0	4	1
07:30	5	3	3	2	4	0	3	1	3	1	4	1
07:45	4	0	5	0	3	1	6	1	4	3	4	1
08:00	4	1	8	0	5	1	6	2	2	1	5	1
08:15	5	1	3	1	6	1	6	0	6	1	5	1
08:30	7	1	8	1	3	0	2	2	5	0	5	1
08:45	2	1	3	3	2	1	3	1	5	2	3	2
09:00	4	1	6	2	4	1	3	2	4	3	4	2
09:15	1	1	5	1	3	2	2	2	1	2	2	2
09:30	5	0	2	0	4	2	1	0	5	0	3	0
09:45	4	0	7	0	3	1	5	1	4	0	5	0
10:00	3	1	2	1	4	0	5	1	2	0	3	1
10:15	2	0	3	0	5	0	4	0	0	0	3	0
10:30	2	0	3	1	4	0	2	1	2	1	3	1
10:45	4	0	3	0	1	0	4	1	6	2	4	1
11:00	4	0	5	1	3	1	4	0	1	0	3	0
11:15	4	0	3	0	3	3	3	0	1	1	3	1
11:30	5	0	1	1	4	1	5	1	3	0	4	1
11:45	0	1	3	0	1	0	5	0	3	0	2	0
<b>Totals</b>	<b>79</b>	<b>64</b>	<b>96</b>	<b>65</b>	<b>85</b>	<b>62</b>	<b>82</b>	<b>73</b>	<b>78</b>	<b>87</b>	<b>84</b>	<b>70</b>
<b>Day Total</b>	<b>143</b>		<b>161</b>		<b>147</b>		<b>155</b>		<b>165</b>		<b>154</b>	
<b>AM Pct</b>	55.2%		59.6%		57.8%		52.9%		47.3%		54.5%	
<b>Peak Hour</b>	9:00	18:30	9:00	18:15	9:00	18:30	9:00	18:30	8:45	17:30	9:00	18:30
<b>Peak Volume</b>	712	342	778	436	773	493	746	397	752	389	749	400
<b>P.H.F</b>	0.9368	0.9396	0.8493	0.9561	0.9159	0.9337	0.9279	0.8941	0.9495	0.8037	0.9512	0.9496

**AECOM**

<b>7:00-8:00 AM</b>	17		18		19		14		13		16	
<b>7:15-8:15 AM</b>	15		23		18		17		11		17	
<b>7:30-8:30 AM</b>	18		19		18		21		15		18	
<b>7:45-8:45 AM</b>	20		24		17		20		17		20	
<b>8:00-9:00 AM</b>	18		22		16		17		18		18	
<b>4:00-5:00 PM</b>		8		9		9		3		10		8
<b>4:15-5:15 PM</b>		4		10		4		5		8		6
<b>4:30-5:30 PM</b>		3		6		4		7		9		6
<b>4:45-5:45 PM</b>		4		4		7		7		7		6
<b>5:00-6:00 PM</b>		5		5		7		7		11		7

Client: AECOM  
 File Number:  
 Route: Santa Maria Ave  
 Location: Between Junipero Serra Blvd & Gerona Rd

Site Ref: 15  
 Direction: SB

Count Date	10/16/2023		10/17/2023		10/18/2023		10/19/2023		10/20/2023		Average	
Count Time	AM	PM	AM	PM	AM	PM	AM	PM	AM	PM	AM	PM
00:00	0	1	0	2	0	3	0	1	0	0	0	1
00:15	0	1	1	0	2	0	4	0	1	1	1	1
00:30	0	1	0	0	0	1	0	0	2	0	1	1
00:45	0	0	0	3	0	1	0	3	0	1	0	2
01:00	0	2	0	4	0	2	0	2	0	2	0	2
01:15	0	1	0	3	0	0	0	2	0	4	0	2
01:30	0	1	0	3	0	3	0	1	0	2	0	2
01:45	0	1	0	1	0	1	0	0	0	2	0	1
02:00	0	0	0	1	0	1	0	3	0	3	0	2
02:15	0	4	0	0	0	2	0	2	0	3	0	2
02:30	0	1	0	3	0	1	0	2	0	4	0	2
02:45	0	1	0	0	0	2	0	1	0	1	0	1
03:00	0	1	0	3	0	2	0	1	0	6	0	3
03:15	0	0	0	4	0	2	0	1	0	2	0	2
03:30	0	3	0	0	0	0	0	2	0	0	0	1
03:45	0	0	0	1	0	0	0	1	0	0	0	0
04:00	0	0	0	3	0	2	0	2	0	1	0	2
04:15	0	1	0	2	0	3	1	2	0	1	0	2
04:30	1	2	0	2	0	3	0	2	1	2	0	2
04:45	0	2	1	0	1	2	1	0	0	7	1	2
05:00	0	0	0	3	0	1	0	1	1	4	0	2
05:15	2	2	0	1	1	2	0	2	1	3	1	2
05:30	0	0	0	1	0	2	0	1	0	3	0	1
05:45	0	1	0	1	0	2	0	1	0	4	0	2
06:00	1	0	0	2	0	0	0	0	0	2	0	1
06:15	1	1	0	4	0	1	1	2	1	0	1	2
06:30	0	3	1	1	0	0	1	3	1	2	1	2
06:45	1	2	2	1	0	1	0	1	0	0	1	1
07:00	2	0	1	0	1	0	3	1	0	0	1	0
07:15	0	0	0	1	1	0	0	1	1	0	0	0
07:30	2	0	0	0	1	0	0	0	0	1	1	0
07:45	0	1	2	0	0	0	2	1	1	2	1	1
08:00	0	0	0	0	2	2	2	0	1	1	1	1
08:15	1	0	2	1	2	1	0	0	3	1	2	1
08:30	2	0	0	1	1	2	1	0	2	1	1	1
08:45	1	0	0	0	1	1	1	1	1	1	1	1
09:00	1	0	1	0	1	0	2	1	1	0	1	0
09:15	3	1	2	0	1	0	0	0	1	1	1	0
09:30	2	0	2	0	0	0	3	0	1	1	2	0
09:45	0	0	1	0	3	0	3	0	4	0	2	0
10:00	2	0	2	0	1	0	3	0	1	0	2	0
10:15	4	0	1	0	2	1	2	0	0	0	2	0
10:30	2	0	0	0	3	0	2	0	1	0	2	0
10:45	3	0	2	0	5	0	0	0	0	0	2	0
11:00	1	0	1	0	1	0	1	0	0	0	1	0
11:15	1	0	0	0	3	0	4	0	0	0	2	0
11:30	3	0	3	0	3	0	0	0	1	0	2	0
11:45	0	0	0	0	3	0	4	1	0	0	1	0
<b>Totals</b>	<b>36</b>	<b>34</b>	<b>25</b>	<b>52</b>	<b>39</b>	<b>47</b>	<b>37</b>	<b>49</b>	<b>24</b>	<b>71</b>	<b>32</b>	<b>51</b>
<b>Day Total</b>	<b>70</b>		<b>77</b>		<b>86</b>		<b>86</b>		<b>95</b>		<b>83</b>	
<b>AM Pct</b>	51.4%		32.5%		45.3%		43.0%		25.3%		38.9%	
Peak Hour	9:00	18:30	9:00	18:15	9:00	18:30	9:00	18:30	8:45	17:30	9:00	18:30
Peak Volume	712	342	778	436	773	493	746	397	752	389	749	400
P.H.F	0.9368	0.9396	0.8493	0.9561	0.9159	0.9337	0.9279	0.8941	0.9495	0.8037	0.9512	0.9496

**AECOM**

7:00-8:00 AM	4	3	3	5	2	3
7:15-8:15 AM	2	2	4	4	3	3
7:30-8:30 AM	3	4	5	4	5	4
7:45-8:45 AM	3	4	5	5	7	5
8:00-9:00 AM	4	2	6	4	7	5

4:00-5:00 PM	5	7	10	6	11	8
4:15-5:15 PM	5	7	9	5	14	8
4:30-5:30 PM	6	6	8	5	16	8
4:45-5:45 PM	4	5	7	4	17	7
5:00-6:00 PM	3	6	7	5	14	7

Client: AECOM  
 File Number:  
 Route: Campus Drive  
 Location: Between Junipero Serra Blvd & Gerona Rd

Site Ref: 16  
 Direction: EB

Count Date	10/16/2023		10/17/2023		10/18/2023		10/19/2023		10/20/2023		Average	
Count Time	AM	PM	AM	PM	AM	PM	AM	PM	AM	PM	AM	PM
00:00	10	39	3	44	8	40	1	29	12	56	7	42
00:15	5	38	6	50	9	38	2	41	10	73	6	48
00:30	5	38	5	47	9	36	5	37	6	32	6	38
00:45	4	35	4	43	1	39	5	61	7	52	4	46
01:00	1	30	4	33	6	40	4	41	7	48	4	38
01:15	1	28	2	24	4	38	4	33	6	57	3	36
01:30	3	42	1	36	1	33	1	47	5	62	2	44
01:45	1	31	1	34	0	29	2	53	4	61	2	42
02:00	1	27	1	30	1	34	0	29	3	46	1	33
02:15	2	32	1	33	3	34	1	39	0	45	1	37
02:30	1	36	4	33	2	24	0	46	1	69	2	42
02:45	0	32	0	32	0	35	1	44	0	62	0	41
03:00	1	32	0	39	1	32	2	44	2	56	1	41
03:15	0	35	0	36	0	46	1	43	1	69	0	46
03:30	1	45	0	43	0	39	0	39	1	58	0	45
03:45	2	39	1	37	1	52	0	53	0	76	1	51
04:00	2	31	1	38	0	46	0	46	1	86	1	49
04:15	0	39	1	34	1	34	0	43	0	72	0	44
04:30	0	34	1	42	0	35	0	36	0	66	0	43
04:45	2	55	3	48	4	58	4	57	3	74	3	58
05:00	0	52	1	39	0	48	4	47	5	58	2	49
05:15	5	59	4	50	5	53	4	54	5	70	5	57
05:30	7	40	10	38	14	48	11	56	8	70	10	50
05:45	13	33	9	40	16	60	14	64	16	70	14	53
06:00	20	39	11	50	10	52	8	55	14	73	13	54
06:15	15	30	17	51	16	68	12	32	18	61	16	48
06:30	20	39	30	41	25	45	23	41	32	54	26	44
06:45	30	38	24	46	22	40	21	28	25	72	24	45
07:00	21	43	27	21	32	40	23	32	25	67	26	41
07:15	31	46	41	35	44	34	36	38	35	52	37	41
07:30	34	29	40	35	46	37	41	30	45	48	41	36
07:45	81	17	72	27	71	36	48	30	68	44	68	31
08:00	62	25	62	16	71	25	70	25	80	47	69	28
08:15	64	15	63	23	78	29	65	26	81	30	70	25
08:30	77	16	94	24	82	28	87	31	99	43	88	28
08:45	91	13	83	18	74	22	100	32	71	43	84	26
09:00	78	21	89	14	87	16	83	26	93	39	86	23
09:15	65	11	79	12	79	19	66	27	67	35	71	21
09:30	57	18	69	10	48	6	84	16	62	16	64	13
09:45	48	13	75	16	53	14	71	20	66	27	63	18
10:00	37	8	47	11	53	16	68	13	51	29	51	15
10:15	41	11	48	12	50	9	51	23	50	27	48	16
10:30	24	7	61	9	56	13	48	14	60	28	50	14
10:45	45	10	37	8	55	7	63	10	48	26	50	12
11:00	33	10	52	5	50	13	48	12	57	28	48	14
11:15	39	4	44	4	42	10	37	19	52	22	43	12
11:30	35	5	38	15	37	8	52	16	51	15	43	12
11:45	49	8	43	6	41	7	51	11	65	20	50	10
<b>Totals</b>	<b>1164</b>	<b>1378</b>	<b>1309</b>	<b>1432</b>	<b>1308</b>	<b>1565</b>	<b>1322</b>	<b>1689</b>	<b>1418</b>	<b>2434</b>	<b>1304</b>	<b>1700</b>
<b>Day Total</b>	<b>2542</b>		<b>2741</b>		<b>2873</b>		<b>3011</b>		<b>3852</b>		<b>3004</b>	
<b>AM Pct</b>	<b>45.8%</b>		<b>47.8%</b>		<b>45.5%</b>		<b>43.9%</b>		<b>36.8%</b>		<b>43.4%</b>	
Peak Hour	9:00	18:30	9:00	18:15	9:00	18:30	9:00	18:30	8:45	17:30	9:00	18:30
Peak Volume	712	342	778	436	773	493	746	397	752	389	749	400
P.H.F	0.9368	0.9396	0.8493	0.9561	0.9159	0.9337	0.9279	0.8941	0.9495	0.8037	0.9512	0.9496

**AECOM**

<b>7:00-8:00 AM</b>	167	180	193	148	173	172
<b>7:15-8:15 AM</b>	208	215	232	195	228	216
<b>7:30-8:30 AM</b>	241	237	266	224	274	248
<b>7:45-8:45 AM</b>	284	291	302	270	328	295
<b>8:00-9:00 AM</b>	294	302	305	322	331	311
<b>4:00-5:00 PM</b>	159	162	173	182	298	195
<b>4:15-5:15 PM</b>	180	163	175	183	270	194
<b>4:30-5:30 PM</b>	200	179	194	194	268	207
<b>4:45-5:45 PM</b>	206	175	207	214	272	215
<b>5:00-6:00 PM</b>	184	167	209	221	268	210

Client: AECOM  
 File Number:  
 Route: Campus Drive  
 Location: Between Junipero Serra Blvd & Gerona Rd

Site Ref: 16  
 Direction: WB

Count Date	10/16/2023		10/17/2023		10/18/2023		10/19/2023		10/20/2023		Average	
	AM	PM	AM	PM	AM	PM	AM	PM	AM	PM	AM	PM
00:00	8	34	5	35	10	37	6	51	15	35	9	38
00:15	7	40	3	45	4	39	11	31	13	48	8	41
00:30	8	35	4	39	6	37	7	42	6	36	6	38
00:45	6	34	6	29	6	37	2	46	12	54	6	40
01:00	3	38	2	47	0	27	5	46	9	53	4	42
01:15	4	33	2	54	2	47	3	42	6	87	3	53
01:30	2	38	2	45	5	61	2	50	4	55	3	50
01:45	0	39	1	44	0	45	0	31	6	57	1	43
02:00	1	41	4	44	1	54	0	44	4	60	2	49
02:15	2	42	2	58	3	43	4	49	3	63	3	51
02:30	4	43	6	58	6	55	5	89	5	81	5	65
02:45	0	55	0	53	2	61	0	70	4	84	1	65
03:00	0	67	0	55	0	64	2	70	0	76	0	66
03:15	1	58	1	70	1	57	0	56	4	100	1	68
03:30	0	55	1	61	1	59	0	65	0	84	0	65
03:45	1	56	0	49	1	60	0	67	1	61	1	59
04:00	1	63	1	72	2	64	0	61	3	81	1	68
04:15	0	59	3	87	0	83	0	69	2	90	1	78
04:30	2	72	0	82	0	81	2	95	3	64	1	79
04:45	0	78	0	90	0	89	0	81	1	98	0	87
05:00	2	82	0	77	1	91	1	103	3	96	1	90
05:15	0	79	1	93	2	79	2	76	3	104	2	86
05:30	2	77	1	104	0	81	0	81	1	95	1	88
05:45	6	45	3	101	6	76	3	86	6	107	5	83
06:00	9	60	4	75	3	75	2	81	4	96	4	77
06:15	1	60	2	86	6	88	2	88	12	110	5	86
06:30	3	53	7	63	1	73	3	86	10	108	5	77
06:45	9	62	11	74	6	85	11	92	15	98	10	82
07:00	10	48	21	68	17	59	12	87	14	86	15	70
07:15	16	62	15	44	12	72	13	71	15	86	14	67
07:30	17	50	18	46	13	62	18	54	17	63	17	55
07:45	13	34	23	43	24	52	25	42	17	81	20	50
08:00	23	31	25	43	30	34	31	41	32	49	28	40
08:15	17	46	16	35	23	35	29	55	25	61	22	46
08:30	26	29	34	43	25	38	37	42	19	55	28	41
08:45	29	28	28	32	33	32	35	37	32	34	31	33
09:00	24	28	50	24	22	38	29	50	33	37	32	35
09:15	18	28	36	24	39	34	35	48	43	43	34	35
09:30	29	15	27	34	29	40	20	24	33	47	28	32
09:45	26	69	30	29	34	30	34	42	44	39	34	42
10:00	26	15	26	18	28	30	32	29	30	32	28	25
10:15	47	27	35	16	24	20	40	25	35	35	36	25
10:30	22	18	29	19	34	15	18	22	48	35	30	22
10:45	35	8	36	14	22	14	26	23	33	28	30	17
11:00	35	7	20	6	44	11	36	14	35	35	34	15
11:15	24	7	38	12	23	23	29	11	46	42	32	19
11:30	19	3	30	3	27	7	31	9	56	43	33	13
11:45	29	7	49	9	27	2	41	11	46	37	38	13
<b>Totals</b>	<b>567</b>	<b>2058</b>	<b>658</b>	<b>2352</b>	<b>605</b>	<b>2396</b>	<b>644</b>	<b>2585</b>	<b>808</b>	<b>3149</b>	<b>656</b>	<b>2508</b>
<b>Day Total</b>	<b>2625</b>		<b>3010</b>		<b>3001</b>		<b>3229</b>		<b>3957</b>		<b>3164</b>	
<b>AM Pct</b>	21.6%		21.9%		20.2%		19.9%		20.4%		20.7%	
Peak Hour	9:00	18:30	9:00	18:15	9:00	18:30	9:00	18:30	8:45	17:30	9:00	18:30
Peak Volume	712	342	778	436	773	493	746	397	752	389	749	400
P.H.F	0.9368	0.9396	0.8493	0.9561	0.9159	0.9337	0.9279	0.8941	0.9495	0.8037	0.9512	0.9496

**AECOM**

<b>7:00-8:00 AM</b>	56		77		66		68		63		66	
<b>7:15-8:15 AM</b>	69		81		79		87		81		79	
<b>7:30-8:30 AM</b>	70		82		90		103		91		87	
<b>7:45-8:45 AM</b>	79		98		102		122		93		99	
<b>8:00-9:00 AM</b>	95		103		111		132		108		110	
<b>4:00-5:00 PM</b>		272		331		317		306		333		312
<b>4:15-5:15 PM</b>		291		336		344		348		348		333
<b>4:30-5:30 PM</b>		311		342		340		355		362		342
<b>4:45-5:45 PM</b>		316		364		340		341		393		351
<b>5:00-6:00 PM</b>		283		375		327		346		402		347

Client: AECOM  
 File Number:  
 Route: Campus Drive  
 Location: Between Junipero Serra Blvd & Golf Club Driveway

Site Ref: 1  
 Direction: NB

Count Date	10/23/2023		10/24/2023		10/25/2023		10/26/2023		10/27/2023		Average	
Count Time	AM	PM	AM	PM	AM	PM	AM	PM	AM	PM	AM	PM
00:00	4	65	8	85	5	77	7	86	6	90	6	81
00:15	1	64	7	71	4	69	7	69	5	71	5	69
00:30	5	84	6	75	2	82	5	76	7	79	5	79
00:45	4	70	3	77	5	94	8	98	6	78	5	83
01:00	2	66	4	87	4	70	6	72	3	66	4	72
01:15	3	76	1	73	5	94	1	68	6	82	3	79
01:30	2	66	6	70	5	78	2	76	4	70	4	72
01:45	0	61	3	68	2	78	3	73	5	68	3	70
02:00	1	63	1	65	3	75	1	64	3	75	2	68
02:15	0	61	7	84	5	78	6	84	6	78	5	77
02:30	0	70	4	86	3	84	2	94	3	75	2	82
02:45	1	77	1	89	1	89	4	91	4	105	2	90
03:00	1	70	1	61	1	70	0	71	0	70	1	68
03:15	1	57	0	77	2	68	2	57	1	69	1	66
03:30	2	92	4	87	2	81	2	71	2	82	2	83
03:45	5	72	7	81	7	83	4	80	6	90	6	81
04:00	6	63	4	77	3	81	6	77	5	84	5	76
04:15	5	69	7	97	8	83	6	100	11	98	7	89
04:30	8	69	10	84	9	77	8	83	4	83	8	79
04:45	18	80	22	65	24	63	23	68	16	96	21	74
05:00	23	70	19	76	21	94	25	57	15	89	21	77
05:15	34	96	38	109	34	103	28	86	27	84	32	96
05:30	60	69	68	95	69	115	60	95	62	84	64	92
05:45	86	85	94	93	68	93	100	98	66	108	83	95
06:00	77	84	64	89	78	109	64	126	73	90	71	100
06:15	88	90	97	116	96	104	93	127	68	109	88	109
06:30	83	67	99	92	102	86	71	150	91	83	89	96
06:45	90	43	120	59	113	65	118	103	107	72	110	68
07:00	103	61	92	53	102	66	80	76	65	72	88	66
07:15	112	34	129	45	126	42	99	58	105	52	114	46
07:30	116	33	129	36	139	44	129	44	116	36	126	39
07:45	155	32	163	33	145	40	146	39	148	44	151	38
08:00	152	34	178	33	179	30	147	15	154	45	162	31
08:15	171	30	210	35	180	34	195	36	163	33	184	34
08:30	180	21	204	29	178	21	211	33	207	35	196	28
08:45	153	26	224	36	260	24	229	30	205	29	214	29
09:00	145	24	218	22	175	13	179	29	136	25	171	23
09:15	163	17	191	21	192	17	171	19	143	33	172	21
09:30	176	8	205	22	194	15	137	15	120	21	166	16
09:45	152	20	133	15	151	11	152	13	134	25	144	17
10:00	127	16	133	14	132	12	143	14	108	20	129	15
10:15	113	18	148	17	142	12	130	19	110	22	129	18
10:30	91	10	115	11	115	6	115	17	104	13	108	11
10:45	89	6	101	6	90	9	111	9	106	13	99	9
11:00	75	6	84	10	91	4	84	7	81	13	83	8
11:15	88	5	79	7	112	11	101	9	90	7	94	8
11:30	86	2	76	9	82	7	67	9	94	9	81	7
11:45	103	3	95	5	91	5	93	12	97	8	96	7
<b>Totals</b>	<b>3160</b>	<b>2405</b>	<b>3612</b>	<b>2747</b>	<b>3557</b>	<b>2766</b>	<b>3381</b>	<b>2903</b>	<b>3098</b>	<b>2883</b>	<b>3362</b>	<b>2741</b>
<b>Day Total</b>	<b>5565</b>		<b>6359</b>		<b>6323</b>		<b>6284</b>		<b>5981</b>		<b>6102</b>	
<b>AM Pct</b>	56.8%		56.8%		56.3%		53.8%		51.8%		55.1%	
Peak Hour	9:00	18:30	9:00	18:15	9:00	18:30	9:00	18:30	8:45	17:30	9:00	18:30
Peak Volume	712	342	778	436	773	493	746	397	752	389	749	400
P.H.F	0.9368	0.9396	0.8493	0.9561	0.9159	0.9337	0.9279	0.8941	0.9495	0.8037	0.9512	0.9496

**AECOM**

<b>7:00-8:00 AM</b>	486	513	512	454	434	480
<b>7:15-8:15 AM</b>	535	599	589	521	523	553
<b>7:30-8:30 AM</b>	594	680	643	617	581	623
<b>7:45-8:45 AM</b>	658	755	682	699	672	693
<b>8:00-9:00 AM</b>	656	816	797	782	729	756

<b>4:00-5:00 PM</b>	281	323	304	328	361	319
<b>4:15-5:15 PM</b>	288	322	317	308	366	320
<b>4:30-5:30 PM</b>	315	334	337	294	352	326
<b>4:45-5:45 PM</b>	315	345	375	306	353	339
<b>5:00-6:00 PM</b>	320	373	405	336	365	360

Client: AECOM  
 File Number:  
 Route: Campus Drive  
 Location: Between Junipero Serra Blvd & Golf Club Driveway

Site Ref: 1  
 Direction: SB

Count Date	10/23/2023		10/24/2023		10/25/2023		10/26/2023		10/27/2023		Average	
Count Time	AM	PM	AM	PM	AM	PM	AM	PM	AM	PM	AM	PM
00:00	13	74	3	72	14	65	13	60	13	65	11	67
00:15	8	61	8	57	9	64	5	81	5	70	7	67
00:30	0	45	8	74	12	88	5	59	4	93	6	72
00:45	3	58	6	62	7	80	5	58	8	65	6	65
01:00	4	61	1	69	2	81	4	68	4	57	3	67
01:15	5	71	8	80	4	83	5	94	7	107	6	87
01:30	5	108	3	88	1	92	1	92	9	110	4	98
01:45	6	95	4	120	5	121	3	124	6	123	5	117
02:00	1	118	3	145	1	122	4	136	2	111	2	126
02:15	3	128	3	141	3	125	3	129	3	105	3	126
02:30	4	153	16	142	18	139	18	158	16	158	14	150
02:45	0	103	2	111	1	144	3	113	3	127	2	120
03:00	1	138	1	165	1	138	0	166	2	163	1	154
03:15	0	160	0	170	0	153	0	162	1	168	0	163
03:30	2	143	1	141	3	167	0	158	2	173	2	156
03:45	1	149	1	185	2	175	0	169	1	167	1	169
04:00	1	179	2	190	2	183	4	156	4	153	3	172
04:15	3	163	3	203	3	169	3	170	1	162	3	173
04:30	3	189	5	200	1	180	1	166	2	141	2	175
04:45	1	176	3	195	1	208	1	198	2	195	2	194
05:00	4	247	4	228	1	194	5	189	3	211	3	214
05:15	2	227	5	208	3	205	4	183	5	218	4	208
05:30	8	197	10	233	9	201	8	184	6	205	8	204
05:45	4	152	8	186	10	200	12	181	9	170	9	178
06:00	7	173	10	171	7	162	7	164	9	122	8	158
06:15	11	138	4	170	8	153	11	163	14	138	10	152
06:30	16	136	16	141	15	148	14	122	11	117	14	133
06:45	13	113	13	157	16	151	18	114	18	92	16	125
07:00	16	80	14	117	30	105	22	120	29	84	22	101
07:15	40	91	43	135	35	109	33	119	30	95	36	110
07:30	59	81	57	103	67	114	61	108	64	94	62	100
07:45	78	81	99	93	75	75	74	83	81	77	81	82
08:00	38	57	44	59	51	71	52	67	56	48	48	60
08:15	33	62	35	48	45	59	40	67	39	44	38	56
08:30	46	45	49	62	47	58	44	54	49	50	47	54
08:45	45	26	43	55	38	42	37	57	52	46	43	45
09:00	32	35	47	41	43	51	57	54	46	55	45	47
09:15	34	55	56	50	50	46	45	40	36	84	44	55
09:30	51	35	44	52	38	40	39	34	47	46	44	41
09:45	50	29	37	24	40	29	51	36	31	25	42	29
10:00	40	23	36	23	42	27	47	27	37	40	40	28
10:15	37	22	52	33	51	24	50	31	51	28	48	28
10:30	49	15	43	22	58	31	42	18	50	24	48	22
10:45	41	14	47	11	43	22	59	16	46	24	47	17
11:00	35	16	58	17	53	23	59	18	59	19	53	19
11:15	56	19	79	7	65	19	58	12	62	14	64	14
11:30	49	16	71	20	54	18	49	14	68	18	58	17
11:45	46	9	55	13	51	14	68	13	69	13	58	12
<b>Totals</b>	<b>1004</b>	<b>4566</b>	<b>1160</b>	<b>5089</b>	<b>1135</b>	<b>4968</b>	<b>1144</b>	<b>4805</b>	<b>1172</b>	<b>4714</b>	<b>1123</b>	<b>4828</b>
<b>Day Total</b>	<b>5570</b>		<b>6249</b>		<b>6103</b>		<b>5949</b>		<b>5886</b>		<b>5951</b>	
<b>AM Pct</b>	<b>18.0%</b>		<b>18.6%</b>		<b>18.6%</b>		<b>19.2%</b>		<b>19.9%</b>		<b>18.9%</b>	
Peak Hour	9:00	18:30	9:00	18:15	9:00	18:30	9:00	18:30	8:45	17:30	9:00	18:30
Peak Volume	712	342	778	436	773	493	746	397	752	389	749	400
P.H.F	0.9368	0.9396	0.8493	0.9561	0.9159	0.9337	0.9279	0.8941	0.9495	0.8037	0.9512	0.9496

<b>AECOM</b>												
<b>7:00-8:00 AM</b>	193		213		207		190		204		201	
<b>7:15-8:15 AM</b>	215		243		228		220		231		227	
<b>7:30-8:30 AM</b>	208		235		238		227		240		230	
<b>7:45-8:45 AM</b>	195		227		218		210		225		215	
<b>8:00-9:00 AM</b>	162		171		181		173		196		177	

<b>4:00-5:00 PM</b>	707		788		740		690		651		715	
<b>4:15-5:15 PM</b>	775		826		751		723		709		757	
<b>4:30-5:30 PM</b>	839		831		787		736		765		792	
<b>4:45-5:45 PM</b>	847		864		808		754		829		820	
<b>5:00-6:00 PM</b>	823		855		800		737		804		804	

Client: AECOM  
 File Number:  
 Route: Stock Farm Rd  
 Location: Between Sand Hill Rd & Oak Rd

Site Ref: 2  
 Direction: EB

Count Date	10/23/2023		10/24/2023		10/25/2023		10/26/2023		10/27/2023		Average	
Count Time	AM	PM	AM	PM	AM	PM	AM	PM	AM	PM	AM	PM
00:00	1	43	1	47	5	57	5	45	8	41	4	47
00:15	1	44	3	53	4	38	3	52	5	54	3	48
00:30	0	42	2	46	2	66	1	42	0	53	1	50
00:45	2	54	2	53	4	66	1	49	4	48	3	54
01:00	0	44	1	55	3	50	2	36	6	48	2	47
01:15	4	52	1	43	0	53	1	58	6	60	2	53
01:30	2	39	0	28	0	51	1	60	4	65	1	49
01:45	1	57	1	44	2	47	0	47	1	42	1	47
02:00	0	41	1	44	0	47	2	50	2	37	1	44
02:15	2	52	1	52	0	47	2	46	1	61	1	52
02:30	1	42	1	49	0	42	0	40	0	45	0	44
02:45	1	33	0	48	0	43	0	47	0	84	0	51
03:00	1	28	1	40	0	45	0	44	3	62	1	44
03:15	1	45	3	39	6	29	4	31	4	41	4	37
03:30	7	40	4	27	6	38	5	44	5	61	5	42
03:45	3	42	4	46	4	60	5	57	5	62	4	53
04:00	3	47	2	52	1	41	3	42	2	44	2	45
04:15	6	54	4	39	6	49	4	51	5	41	5	47
04:30	8	36	14	52	18	50	16	50	12	49	14	47
04:45	8	54	13	51	17	59	14	57	15	52	13	55
05:00	24	42	22	47	21	38	23	41	23	40	23	42
05:15	30	47	37	57	28	58	35	37	34	44	33	49
05:30	50	44	54	49	43	54	59	55	45	50	50	50
05:45	70	41	92	42	87	58	67	48	73	50	78	48
06:00	103	48	106	56	120	47	120	66	102	63	110	56
06:15	156	61	164	63	169	67	162	59	143	67	159	63
06:30	123	49	144	52	135	60	124	52	131	57	131	54
06:45	98	34	123	28	124	47	113	46	93	44	110	40
07:00	103	21	106	21	116	17	104	32	89	31	104	24
07:15	133	25	97	23	111	34	100	42	99	33	108	31
07:30	136	17	125	20	119	20	141	24	114	24	127	21
07:45	132	18	140	21	130	14	142	23	133	15	135	18
08:00	100	15	122	15	115	19	103	15	101	17	108	16
08:15	120	10	131	17	131	24	133	13	134	15	130	16
08:30	136	14	141	14	132	11	141	13	131	21	136	15
08:45	132	12	151	11	174	5	128	22	107	16	138	13
09:00	127	13	165	8	132	13	154	13	120	14	140	12
09:15	116	10	131	9	112	9	112	15	93	17	113	12
09:30	111	9	121	10	96	14	111	18	95	12	107	13
09:45	104	8	125	9	108	3	76	4	91	16	101	8
10:00	79	9	93	6	76	14	99	11	79	14	85	11
10:15	88	13	82	12	87	7	76	6	73	21	81	12
10:30	52	9	54	5	66	6	46	10	68	17	57	9
10:45	59	9	73	4	77	7	85	12	64	7	72	8
11:00	45	4	52	6	57	8	60	3	53	9	53	6
11:15	51	4	72	3	61	6	77	3	61	2	64	4
11:30	48	3	44	2	48	4	59	7	45	4	49	4
11:45	41	5	38	5	43	2	66	6	55	2	49	4
<b>Totals</b>	<b>2619</b>	<b>1483</b>	<b>2864</b>	<b>1523</b>	<b>2796</b>	<b>1644</b>	<b>2785</b>	<b>1644</b>	<b>2537</b>	<b>1772</b>	<b>2720</b>	<b>1613</b>
<b>Day Total</b>	<b>4102</b>		<b>4387</b>		<b>4440</b>		<b>4429</b>		<b>4309</b>		<b>4333</b>	
<b>AM Pct</b>	<b>63.8%</b>		<b>65.3%</b>		<b>63.0%</b>		<b>62.9%</b>		<b>58.9%</b>		<b>62.8%</b>	
Peak Hour	9:00	18:30	9:00	18:15	9:00	18:30	9:00	18:30	8:45	17:30	9:00	18:30
Peak Volume	712	342	778	436	773	493	746	397	752	389	749	400
P.H.F	0.9368	0.9396	0.8493	0.9561	0.9159	0.9337	0.9279	0.8941	0.9495	0.8037	0.9512	0.9496

**AECOM**

<b>7:00-8:00 AM</b>	504	468	476	487	435	474
<b>7:15-8:15 AM</b>	501	484	475	486	447	479
<b>7:30-8:30 AM</b>	488	518	495	519	482	500
<b>7:45-8:45 AM</b>	488	534	508	519	499	510
<b>8:00-9:00 AM</b>	488	545	552	505	473	513

<b>4:00-5:00 PM</b>	191	194	199	200	186	194
<b>4:15-5:15 PM</b>	186	189	196	199	182	190
<b>4:30-5:30 PM</b>	179	207	205	185	185	192
<b>4:45-5:45 PM</b>	187	204	209	190	186	195
<b>5:00-6:00 PM</b>	174	195	208	181	184	188

Client: AECOM  
 File Number:  
 Route: Stock Farm Rd  
 Location: Between Sand Hill Rd & Oak Rd

Site Ref: 2  
 Direction: WB

Count Date	10/23/2023		10/24/2023		10/25/2023		10/26/2023		10/27/2023		Average	
Count Time	AM	PM	AM	PM	AM	PM	AM	PM	AM	PM	AM	PM
00:00	11	38	11	50	9	43	11	57	9	49	10	47
00:15	2	54	4	51	8	47	12	52	10	50	7	51
00:30	5	39	8	46	7	44	9	39	5	44	7	42
00:45	7	42	6	51	5	48	7	50	6	52	6	49
01:00	0	42	3	40	4	57	3	52	2	47	2	48
01:15	6	46	5	45	3	70	4	53	11	63	6	55
01:30	1	53	7	61	2	61	4	53	3	72	3	60
01:45	3	53	3	67	4	65	3	69	3	75	3	66
02:00	4	56	3	53	3	54	2	62	2	86	3	62
02:15	4	56	4	74	3	84	2	71	2	67	3	70
02:30	0	86	4	76	4	67	5	81	5	87	4	79
02:45	1	65	1	76	2	83	1	82	2	95	1	80
03:00	0	89	1	79	1	94	1	110	0	92	1	93
03:15	0	90	3	102	2	104	0	95	1	110	1	100
03:30	1	99	1	100	1	105	1	122	1	118	1	109
03:45	1	93	1	88	3	99	3	123	0	104	2	101
04:00	2	112	2	116	1	112	2	123	1	86	2	110
04:15	1	118	0	121	2	124	3	138	0	98	1	120
04:30	1	107	1	116	3	133	2	134	4	120	2	122
04:45	2	115	4	138	4	143	5	103	5	121	4	124
05:00	4	135	3	153	2	132	7	169	3	139	4	146
05:15	7	147	6	149	9	166	6	168	4	133	6	153
05:30	5	133	10	158	6	147	11	185	3	146	7	154
05:45	6	123	13	136	19	127	11	128	11	115	12	126
06:00	16	111	29	132	28	127	26	146	22	104	24	124
06:15	15	134	34	110	36	136	30	168	34	140	30	138
06:30	19	105	23	124	29	121	28	152	19	101	24	121
06:45	19	117	30	120	28	120	21	113	28	107	25	115
07:00	19	101	21	110	17	98	17	101	30	74	21	97
07:15	31	87	47	110	37	112	31	90	37	89	37	98
07:30	34	98	35	109	53	110	38	116	49	83	42	103
07:45	36	71	42	73	36	84	44	88	29	67	37	77
08:00	55	64	37	68	54	54	58	69	50	71	51	65
08:15	39	41	48	41	47	76	45	43	43	54	44	51
08:30	34	41	27	46	31	44	37	52	33	32	32	43
08:45	34	34	45	24	40	26	39	43	32	34	38	32
09:00	37	25	38	38	44	42	34	43	25	31	36	36
09:15	24	21	28	40	46	44	35	42	29	35	32	36
09:30	31	31	31	25	39	30	23	39	33	22	31	29
09:45	29	25	41	37	37	23	31	26	32	20	34	26
10:00	30	21	30	17	32	31	35	23	30	28	31	24
10:15	36	21	34	18	32	24	36	26	35	37	35	25
10:30	32	13	39	25	25	24	40	24	33	27	34	23
10:45	33	18	36	5	27	20	36	13	34	9	33	13
11:00	26	19	41	12	45	18	38	22	39	15	38	17
11:15	26	15	34	15	41	22	36	9	37	17	35	16
11:30	39	12	39	14	43	16	34	16	43	20	40	16
11:45	40	7	43	9	49	10	38	16	52	11	44	11
<b>Totals</b>	<b>808</b>	<b>3223</b>	<b>956</b>	<b>3468</b>	<b>1003</b>	<b>3621</b>	<b>945</b>	<b>3799</b>	<b>921</b>	<b>3397</b>	<b>927</b>	<b>3502</b>
<b>Day Total</b>	<b>4031</b>		<b>4424</b>		<b>4624</b>		<b>4744</b>		<b>4318</b>		<b>4428</b>	
<b>AM Pct</b>	20.0%		21.6%		21.7%		19.9%		21.3%		20.9%	
Peak Hour	9:00	18:30	9:00	18:15	9:00	18:30	9:00	18:30	8:45	17:30	9:00	18:30
Peak Volume	712	342	778	436	773	493	746	397	752	389	749	400
P.H.F	0.9368	0.9396	0.8493	0.9561	0.9159	0.9337	0.9279	0.8941	0.9495	0.8037	0.9512	0.9496

**AECOM**

<b>7:00-8:00 AM</b>	120	145	143	130	145	137
<b>7:15-8:15 AM</b>	156	161	180	171	165	167
<b>7:30-8:30 AM</b>	164	162	190	185	171	174
<b>7:45-8:45 AM</b>	164	154	168	184	155	165
<b>8:00-9:00 AM</b>	162	157	172	179	158	166

<b>4:00-5:00 PM</b>	452	491	512	498	425	476
<b>4:15-5:15 PM</b>	475	528	532	544	478	511
<b>4:30-5:30 PM</b>	504	556	574	574	513	544
<b>4:45-5:45 PM</b>	530	598	588	625	539	576
<b>5:00-6:00 PM</b>	538	596	572	650	533	578



Client: AECOM  
 File Number:  
 Route: Welch Rd  
 Location: Between Oak Rd & S Pasteur Dr

Site Ref: 3  
 Direction: SB

Count Date	10/23/2023		10/24/2023		10/25/2023		10/26/2023		10/27/2023		Average	
Count Time	AM	PM	AM	PM	AM	PM	AM	PM	AM	PM	AM	PM
00:00	4	31	4	27	8	29	3	39	4	36	5	32
00:15	1	28	1	39	4	24	0	35	3	28	2	31
00:30	1	31	2	30	5	22	2	31	1	39	2	31
00:45	2	19	0	40	3	35	3	32	1	34	2	32
01:00	2	20	0	25	0	32	3	33	0	28	1	28
01:15	1	40	3	48	4	31	2	41	2	31	2	38
01:30	1	29	4	24	1	31	1	23	4	35	2	28
01:45	0	36	1	33	0	29	3	36	4	33	2	33
02:00	1	39	3	34	1	33	3	33	1	27	2	33
02:15	3	38	4	41	6	33	3	32	4	37	4	36
02:30	2	35	3	45	3	41	4	30	2	35	3	37
02:45	1	34	1	28	1	46	2	31	1	36	1	35
03:00	1	37	1	41	1	32	3	38	1	51	1	40
03:15	1	48	3	40	1	35	2	45	1	56	2	45
03:30	5	43	5	47	5	50	5	39	2	50	4	46
03:45	1	38	5	50	3	37	6	57	1	39	3	44
04:00	1	49	3	65	5	62	2	53	4	60	3	58
04:15	9	33	6	48	6	49	3	56	11	50	7	47
04:30	6	50	11	71	8	71	4	53	2	44	6	58
04:45	13	45	11	36	11	42	13	52	13	47	12	44
05:00	13	52	10	33	15	61	7	45	10	44	11	47
05:15	9	43	17	59	9	41	10	32	17	39	12	43
05:30	24	61	16	46	22	51	21	52	20	46	21	51
05:45	36	50	35	39	39	43	32	56	42	43	37	46
06:00	36	28	45	26	26	27	32	24	31	26	34	26
06:15	40	29	49	38	44	32	42	35	48	30	45	33
06:30	37	22	37	27	40	29	26	18	24	20	33	23
06:45	29	14	25	12	21	26	22	23	24	21	24	19
07:00	23	29	18	30	24	28	30	28	25	19	24	27
07:15	26	27	24	23	23	26	28	29	23	20	25	25
07:30	40	19	30	22	39	27	49	30	34	25	38	25
07:45	38	22	50	25	43	12	33	17	36	24	40	20
08:00	34	21	45	14	43	20	51	23	37	16	42	19
08:15	34	9	27	8	42	11	34	15	32	12	34	11
08:30	45	19	44	15	50	12	43	18	36	8	44	14
08:45	39	10	46	16	41	8	35	7	57	17	44	12
09:00	58	5	51	19	56	7	54	11	38	12	51	11
09:15	39	12	51	8	38	16	41	10	44	5	43	10
09:30	32	12	41	8	39	7	37	5	35	5	37	7
09:45	42	6	44	8	34	9	46	8	35	9	40	8
10:00	40	3	24	10	35	13	34	7	33	8	33	8
10:15	32	5	35	8	34	5	43	10	33	8	35	7
10:30	36	2	31	6	37	6	18	4	24	4	29	4
10:45	32	4	33	5	39	5	35	6	27	13	33	7
11:00	29	6	35	6	34	8	32	7	34	4	33	6
11:15	22	6	31	1	26	6	23	10	34	7	27	6
11:30	24	5	33	11	27	11	34	13	34	9	30	10
11:45	27	5	23	5	33	5	35	5	29	4	29	5
<b>Totals</b>	<b>972</b>	<b>1249</b>	<b>1021</b>	<b>1340</b>	<b>1029</b>	<b>1316</b>	<b>994</b>	<b>1337</b>	<b>958</b>	<b>1294</b>	<b>995</b>	<b>1307</b>
<b>Day Total</b>	<b>2221</b>		<b>2361</b>		<b>2345</b>		<b>2331</b>		<b>2252</b>		<b>2302</b>	
<b>AM Pct</b>	43.8%		43.2%		43.9%		42.6%		42.5%		43.2%	
Peak Hour	9:00	18:30	9:00	18:15	9:00	18:30	9:00	18:30	8:45	17:30	9:00	18:30
Peak Volume	712	342	778	436	773	493	746	397	752	389	749	400
P.H.F	0.9368	0.9396	0.8493	0.9561	0.9159	0.9337	0.9279	0.8941	0.9495	0.8037	0.9512	0.9496

**AECOM**

<b>7:00-8:00 AM</b>	127	122	129	140	118	127
<b>7:15-8:15 AM</b>	138	149	148	161	130	145
<b>7:30-8:30 AM</b>	146	152	167	167	139	154
<b>7:45-8:45 AM</b>	151	166	178	161	141	159
<b>8:00-9:00 AM</b>	152	162	176	163	162	163
<b>4:00-5:00 PM</b>	177	220	224	214	201	207
<b>4:15-5:15 PM</b>	180	188	223	206	185	196
<b>4:30-5:30 PM</b>	190	199	215	182	174	192
<b>4:45-5:45 PM</b>	201	174	195	181	176	185
<b>5:00-6:00 PM</b>	206	177	196	185	172	187

Client: AECOM  
 File Number:  
 Route: Welch Rd  
 Location: Between Oak Rd & S Pasteur Dr

Site Ref: 3  
 Direction: NB

Count Date	10/23/2023		10/24/2023		10/25/2023		10/26/2023		10/27/2023		Average	
Count Time	AM	PM	AM	PM	AM	PM	AM	PM	AM	PM	AM	PM
00:00	4	23	10	31	8	41	9	32	4	39	7	33
00:15	3	27	6	36	3	34	5	35	2	21	4	31
00:30	4	39	6	54	5	37	0	46	5	34	4	42
00:45	5	45	1	38	2	47	4	48	2	46	3	45
01:00	1	45	0	34	4	38	1	32	2	24	2	35
01:15	0	33	4	31	3	34	4	36	12	37	5	34
01:30	0	37	1	41	2	42	2	34	8	28	3	36
01:45	1	57	3	45	0	37	5	33	4	39	3	42
02:00	1	42	2	32	0	42	6	50	4	35	3	40
02:15	1	45	11	45	18	50	16	32	20	28	13	40
02:30	3	48	33	54	22	43	24	54	18	59	20	52
02:45	1	36	4	51	2	44	1	50	2	91	2	54
03:00	1	31	1	42	0	28	0	32	2	52	1	37
03:15	0	50	3	51	3	55	1	44	2	49	2	50
03:30	1	63	5	54	5	38	3	39	2	52	3	49
03:45	3	35	1	45	3	45	4	53	3	38	3	43
04:00	2	44	4	42	3	55	3	57	1	62	3	52
04:15	3	46	2	59	2	39	1	56	2	53	2	51
04:30	2	36	5	31	2	36	6	39	7	42	4	37
04:45	8	52	7	48	9	55	7	45	9	51	8	50
05:00	4	46	11	53	8	48	8	51	13	42	9	48
05:15	14	48	7	54	10	56	12	50	7	53	10	52
05:30	14	47	10	46	12	50	10	67	15	43	12	51
05:45	14	39	12	64	13	70	18	59	24	56	16	58
06:00	19	42	23	66	24	52	23	86	22	52	22	60
06:15	23	55	26	87	28	64	32	78	24	58	27	68
06:30	27	50	27	74	33	63	47	105	45	60	36	70
06:45	37	31	23	41	42	44	43	80	30	53	35	50
07:00	23	56	36	39	22	37	15	45	16	52	22	46
07:15	38	31	36	18	30	48	26	44	35	30	33	34
07:30	35	45	48	41	40	42	43	52	27	53	39	47
07:45	46	25	35	45	47	25	46	27	51	46	45	34
08:00	51	20	46	17	46	21	46	25	41	18	46	20
08:15	52	25	62	20	59	12	64	24	57	14	59	19
08:30	37	12	41	13	38	13	54	19	54	15	45	14
08:45	45	11	45	22	53	19	45	19	54	15	48	17
09:00	36	13	49	14	48	13	46	10	35	10	43	12
09:15	44	14	47	17	52	10	34	18	37	13	43	14
09:30	39	7	46	21	43	12	48	24	47	22	45	17
09:45	38	12	37	12	30	17	34	11	27	18	33	14
10:00	35	10	36	17	38	13	43	12	44	17	39	14
10:15	34	12	30	13	34	5	28	9	32	13	32	10
10:30	32	14	39	4	43	5	43	11	37	4	39	8
10:45	27	5	18	14	35	15	36	10	44	9	32	11
11:00	25	6	44	10	26	5	28	7	30	3	31	6
11:15	34	6	39	3	34	15	45	9	39	2	38	7
11:30	27	3	20	0	28	10	37	14	36	7	30	7
11:45	46	5	50	5	40	4	31	8	43	15	42	7
<b>Totals</b>	<b>940</b>	<b>1524</b>	<b>1052</b>	<b>1694</b>	<b>1052</b>	<b>1628</b>	<b>1087</b>	<b>1821</b>	<b>1077</b>	<b>1673</b>	<b>1042</b>	<b>1668</b>
<b>Day Total</b>	<b>2464</b>		<b>2746</b>		<b>2680</b>		<b>2908</b>		<b>2750</b>		<b>2710</b>	
<b>AM Pct</b>	<b>38.1%</b>		<b>38.3%</b>		<b>39.3%</b>		<b>37.4%</b>		<b>39.2%</b>		<b>38.4%</b>	
Peak Hour	9:00	18:30	9:00	18:15	9:00	18:30	9:00	18:30	8:45	17:30	9:00	18:30
Peak Volume	712	342	778	436	773	493	746	397	752	389	749	400
P.H.F	0.9368	0.9396	0.8493	0.9561	0.9159	0.9337	0.9279	0.8941	0.9495	0.8037	0.9512	0.9496

<b>AECOM</b>												
<b>7:00-8:00 AM</b>	142		155		139		130		129		139	
<b>7:15-8:15 AM</b>	170		165		163		161		154		163	
<b>7:30-8:30 AM</b>	184		191		192		199		176		188	
<b>7:45-8:45 AM</b>	186		184		190		210		203		195	
<b>8:00-9:00 AM</b>	185		194		196		209		206		198	
<b>4:00-5:00 PM</b>		178		180		185		197		208		190
<b>4:15-5:15 PM</b>		180		191		178		191		188		186
<b>4:30-5:30 PM</b>		182		186		195		185		188		187
<b>4:45-5:45 PM</b>		193		201		209		213		189		201
<b>5:00-6:00 PM</b>		180		217		224		227		194		208

Client: AECOM  
 File Number:  
 Route: Quarry Rd  
 Location: Between Welch Rd & Campus Drive West

Site Ref: 4  
 Direction: SB

Count Date	10/23/2023		10/24/2023		10/25/2023		10/26/2023		10/27/2023		Average	
Count Time	AM	PM	AM	PM	AM	PM	AM	PM	AM	PM	AM	PM
00:00	1	34	2	31	2	38	1	34	6	25	2	32
00:15	0	36	3	27	7	33	5	44	3	34	4	35
00:30	1	36	2	29	3	39	4	29	4	35	3	34
00:45	1	29	2	42	4	37	6	31	4	28	3	33
01:00	1	22	2	33	8	38	3	36	3	36	3	33
01:15	0	33	3	34	0	25	0	43	1	31	1	33
01:30	1	26	1	36	2	25	1	31	1	32	1	30
01:45	0	32	0	38	0	32	2	43	1	41	1	37
02:00	0	44	1	41	0	35	0	30	2	30	1	36
02:15	1	49	3	40	2	41	3	30	2	40	2	40
02:30	3	34	6	37	7	42	4	38	3	31	5	36
02:45	3	24	2	34	3	40	3	35	1	34	2	33
03:00	1	36	1	35	1	25	1	39	2	36	1	34
03:15	1	39	0	39	2	41	4	43	2	35	2	39
03:30	2	29	3	31	3	37	3	31	1	32	2	32
03:45	3	38	8	44	5	36	5	37	7	30	6	37
04:00	3	26	6	39	3	42	8	40	5	50	5	39
04:15	3	37	5	46	2	35	3	39	6	38	4	39
04:30	6	36	4	35	5	29	7	37	3	38	5	35
04:45	6	40	5	37	7	54	10	39	6	36	7	41
05:00	4	45	10	45	7	26	9	37	10	41	8	39
05:15	13	42	16	39	15	47	8	30	13	45	13	41
05:30	12	38	10	32	17	45	20	35	11	33	14	37
05:45	23	24	24	32	22	27	14	46	21	47	21	35
06:00	19	33	20	34	13	33	15	33	17	24	17	31
06:15	22	34	23	45	25	30	25	40	25	29	24	36
06:30	15	24	25	28	18	27	30	16	28	25	23	24
06:45	24	21	24	36	18	24	26	24	23	27	23	26
07:00	23	26	23	24	19	18	23	19	21	23	22	22
07:15	34	16	23	24	29	13	17	27	19	20	24	20
07:30	28	22	29	31	24	27	37	22	24	20	28	24
07:45	36	17	27	20	33	21	21	22	24	18	28	20
08:00	23	19	28	12	23	22	42	12	30	24	29	18
08:15	33	9	26	15	39	16	32	21	23	8	31	14
08:30	23	14	39	16	32	13	17	14	25	12	27	14
08:45	41	13	42	14	27	6	29	17	24	12	33	12
09:00	25	5	44	10	39	12	43	8	41	10	38	9
09:15	35	6	32	11	37	7	32	11	21	10	31	9
09:30	35	7	34	9	34	8	41	4	19	13	33	8
09:45	26	10	30	16	35	13	26	16	31	11	30	13
10:00	36	7	26	6	25	8	29	17	32	12	30	10
10:15	20	12	33	8	26	13	22	10	14	17	23	12
10:30	34	10	35	10	28	9	32	8	29	9	32	9
10:45	32	13	38	6	28	8	24	8	27	12	30	9
11:00	26	5	31	5	32	4	23	7	28	10	28	6
11:15	22	3	29	7	31	6	30	7	30	1	28	5
11:30	28	5	30	7	32	11	31	4	26	6	29	7
11:45	23	7	36	4	41	5	34	4	34	3	34	5
<b>Totals</b>	<b>752</b>	<b>1167</b>	<b>846</b>	<b>1274</b>	<b>815</b>	<b>1223</b>	<b>805</b>	<b>1248</b>	<b>733</b>	<b>1214</b>	<b>790</b>	<b>1225</b>
<b>Day Total</b>	<b>1919</b>		<b>2120</b>		<b>2038</b>		<b>2053</b>		<b>1947</b>		<b>2015</b>	
<b>AM Pct</b>	39.2%		39.9%		40.0%		39.2%		37.6%		39.2%	
<b>Peak Hour</b>	9:00	18:30	9:00	18:15	9:00	18:30	9:00	18:30	8:45	17:30	9:00	18:30
<b>Peak Volume</b>	712	342	778	436	773	493	746	397	752	389	749	400
<b>P.H.F</b>	0.9368	0.9396	0.8493	0.9561	0.9159	0.9337	0.9279	0.8941	0.9495	0.8037	0.9512	0.9496

AM Pct	39.2%		39.9%		40.0%		39.2%		37.6%		39.2%	
Peak Hour	9:00	18:30	9:00	18:15	9:00	18:30	9:00	18:30	8:45	17:30	9:00	18:30
Peak Volume	712	342	778	436	773	493	746	397	752	389	749	400
P.H.F	0.9368	0.9396	0.8493	0.9561	0.9159	0.9337	0.9279	0.8941	0.9495	0.8037	0.9512	0.9496

AECOM												
7:00-8:00 AM	121		102		105		98		88		103	
7:15-8:15 AM	121		107		109		117		97		110	
7:30-8:30 AM	120		110		119		132		101		116	
7:45-8:45 AM	115		120		127		112		102		115	
8:00-9:00 AM	120		135		121		120		102		120	

4:00-5:00 PM	139		157		160		155		162		155	
4:15-5:15 PM	158		163		144		152		153		154	
4:30-5:30 PM	163		156		156		143		160		156	
4:45-5:45 PM	165		153		172		141		155		157	

Client: AECOM  
 File Number:  
 Route: Quarry Rd  
 Location: Between Welch Rd & Campus Drive West

Site Ref: 4  
 Direction: NB

Count Date	10/23/2023		10/24/2023		10/25/2023		10/26/2023		10/27/2023		Average	
Count Time	AM	PM	AM	PM	AM	PM	AM	PM	AM	PM	AM	PM
00:00	5	20	9	41	6	38	7	32	11	38	8	34
00:15	1	25	1	27	4	35	2	34	2	30	2	30
00:30	3	33	11	39	2	34	4	37	7	27	5	34
00:45	5	27	7	38	3	36	5	44	6	37	5	36
01:00	4	23	7	37	8	32	9	38	5	33	7	33
01:15	1	24	1	28	0	34	0	25	4	30	1	28
01:30	0	32	3	38	4	30	6	44	2	32	3	35
01:45	2	33	3	27	1	39	6	37	3	35	3	34
02:00	4	44	2	34	4	37	1	52	2	46	3	43
02:15	2	35	1	41	4	31	3	54	5	45	3	41
02:30	0	36	1	30	0	57	3	45	1	49	1	43
02:45	1	31	3	35	1	34	4	28	1	38	2	33
03:00	2	41	2	34	2	47	1	38	7	35	3	39
03:15	2	37	1	33	1	43	2	34	6	47	2	39
03:30	1	42	1	34	7	50	7	52	5	49	4	45
03:45	3	36	0	26	4	48	1	39	2	43	2	38
04:00	2	37	6	52	5	46	6	47	4	36	5	44
04:15	2	45	7	34	4	39	4	45	9	36	5	40
04:30	12	48	13	48	9	41	15	37	8	47	11	44
04:45	4	45	4	42	9	51	5	46	7	43	6	45
05:00	3	55	8	44	8	54	7	49	6	46	6	50
05:15	13	40	10	40	6	48	9	58	10	18	10	41
05:30	8	55	14	52	13	41	11	62	15	45	12	51
05:45	19	37	23	55	15	46	15	57	20	37	18	46
06:00	14	33	12	52	15	47	16	50	14	45	14	45
06:15	24	41	27	52	28	24	26	41	33	36	28	39
06:30	39	39	34	46	38	39	34	45	42	39	37	42
06:45	34	35	47	34	31	36	41	34	52	23	41	32
07:00	23	25	27	26	40	25	27	29	29	22	29	25
07:15	29	21	33	28	23	29	39	28	25	15	30	24
07:30	53	21	34	20	37	31	39	27	46	25	42	25
07:45	38	16	42	32	43	12	60	23	36	29	44	22
08:00	27	15	36	27	35	18	38	16	39	20	35	19
08:15	23	18	40	13	28	15	30	18	35	23	31	17
08:30	29	14	30	8	34	13	34	16	31	12	32	13
08:45	28	6	35	13	29	9	34	15	27	13	31	11
09:00	29	13	35	9	31	11	37	13	34	15	33	12
09:15	22	11	41	13	27	15	28	11	25	10	29	12
09:30	31	13	35	10	41	13	28	5	20	11	31	10
09:45	32	14	27	14	21	12	23	13	22	10	25	13
10:00	34	11	17	9	20	9	14	15	26	15	22	12
10:15	24	12	18	7	30	11	25	10	31	12	26	10
10:30	19	9	40	11	19	9	33	11	26	10	27	10
10:45	32	12	29	3	30	9	36	9	32	10	32	9
11:00	20	9	31	11	36	5	27	9	24	17	28	10
11:15	25	7	26	10	37	4	25	4	29	7	28	6
11:30	25	12	28	9	29	15	45	11	27	4	31	10
11:45	27	6	31	4	47	6	39	12	33	10	35	8
<b>Totals</b>	<b>780</b>	<b>1294</b>	<b>893</b>	<b>1370</b>	<b>869</b>	<b>1408</b>	<b>911</b>	<b>1499</b>	<b>886</b>	<b>1355</b>	<b>868</b>	<b>1385</b>
<b>Day Total</b>	<b>2074</b>	<b>2263</b>	<b>2277</b>	<b>2410</b>	<b>2241</b>	<b>2253</b>						
<b>AM Pct</b>	37.6%	39.5%	38.2%	37.8%	39.5%	38.5%						
Peak Hour	9:00	18:30	9:00	18:15	9:00	18:30	9:00	18:30	8:45	17:30	9:00	18:30
Peak Volume	712	342	778	436	773	493	746	397	752	389	749	400
P.H.F	0.9368	0.9396	0.8493	0.9561	0.9159	0.9337	0.9279	0.8941	0.9495	0.8037	0.9512	0.9496

**AECOM**

<b>7:00-8:00 AM</b>	143	136	143	165	136	145
<b>7:15-8:15 AM</b>	147	145	138	176	146	150
<b>7:30-8:30 AM</b>	141	152	143	167	156	152
<b>7:45-8:45 AM</b>	117	148	140	162	141	142
<b>8:00-9:00 AM</b>	107	141	126	136	132	128

<b>4:00-5:00 PM</b>	175	176	177	175	162	173
<b>4:15-5:15 PM</b>	193	168	185	177	172	179
<b>4:30-5:30 PM</b>	188	174	194	190	154	180
<b>4:45-5:45 PM</b>	195	178	194	215	152	187
<b>5:00-6:00 PM</b>	187	191	189	226	146	188

Client: AECOM  
 File Number:  
 Route: Palm Dr  
 Location: Between Campus Dr & Arboretum Rd

Site Ref: 5  
 Direction: SB

Count Time	10/23/2023		10/24/2023		10/25/2023		10/26/2023		10/27/2023		Average	
	AM	PM	AM	PM	AM	PM	AM	PM	AM	PM	AM	PM
00:00	9	44	7	59	5	76	8	61	23	70	10	62
00:15	6	55	5	73	7	57	3	69	7	80	6	67
00:30	10	58	2	58	4	54	5	81	4	58	5	62
00:45	3	66	3	55	4	68	5	59	5	82	4	66
01:00	3	58	2	69	2	67	2	78	7	81	3	71
01:15	2	69	3	86	1	83	4	89	3	66	3	79
01:30	5	58	2	49	2	69	5	69	4	78	4	65
01:45	2	57	3	76	4	69	2	70	7	70	4	68
02:00	1	53	2	58	4	60	5	79	4	68	3	64
02:15	2	72	2	63	2	58	3	72	4	95	3	72
02:30	3	56	3	60	1	66	1	64	4	67	2	63
02:45	1	54	0	74	3	67	4	88	1	95	2	76
03:00	1	43	3	68	2	60	1	64	4	55	2	58
03:15	3	58	5	60	2	76	4	61	3	68	3	65
03:30	1	58	3	54	8	63	7	63	5	71	5	62
03:45	8	59	5	94	10	71	9	81	8	108	8	83
04:00	5	84	6	62	6	71	10	73	9	68	7	72
04:15	12	81	10	64	13	66	9	72	7	79	10	72
04:30	13	67	20	81	13	56	16	71	10	67	14	68
04:45	31	90	20	71	30	64	35	92	30	70	29	77
05:00	33	75	31	68	31	70	24	69	29	75	30	71
05:15	50	75	53	86	50	90	47	63	42	89	48	81
05:30	66	64	74	85	76	74	69	72	54	72	68	73
05:45	73	77	77	81	52	77	55	72	65	60	64	73
06:00	58	53	55	76	63	53	42	99	43	98	52	76
06:15	76	67	76	69	86	89	95	82	90	72	85	76
06:30	72	48	83	58	89	83	87	74	103	90	87	71
06:45	76	51	86	64	73	90	100	85	87	81	84	74
07:00	62	36	58	58	72	57	68	94	56	80	63	65
07:15	67	59	76	48	76	55	91	79	61	92	74	67
07:30	83	36	70	37	83	34	93	46	78	77	81	46
07:45	93	36	99	31	92	43	101	49	76	78	92	47
08:00	87	40	85	39	123	51	109	40	93	72	99	48
08:15	105	32	103	33	102	40	106	27	105	48	104	36
08:30	128	32	149	36	126	37	140	38	133	63	135	41
08:45	124	36	153	36	134	35	114	34	109	50	127	38
09:00	117	23	143	23	108	42	140	37	118	45	125	34
09:15	113	20	144	40	153	43	123	40	118	41	130	37
09:30	93	26	114	33	94	36	109	37	84	32	99	33
09:45	89	28	81	27	98	29	82	36	88	45	88	33
10:00	87	23	90	28	91	37	74	38	86	47	86	35
10:15	66	31	94	29	101	22	101	25	75	70	87	35
10:30	65	13	71	19	73	20	70	21	86	45	73	24
10:45	74	13	74	9	69	13	85	21	68	22	74	16
11:00	71	12	55	13	82	17	66	13	73	16	69	14
11:15	65	7	53	9	76	14	74	21	86	16	71	13
11:30	64	3	67	12	77	11	79	29	83	12	74	13
11:45	85	5	72	6	72	8	83	28	79	14	78	12
<b>Totals</b>	<b>2363</b>	<b>2261</b>	<b>2492</b>	<b>2487</b>	<b>2545</b>	<b>2591</b>	<b>2565</b>	<b>2825</b>	<b>2417</b>	<b>3098</b>	<b>2476</b>	<b>2652</b>
<b>Day Total</b>	<b>4624</b>		<b>4979</b>		<b>5136</b>		<b>5390</b>		<b>5515</b>		<b>5129</b>	
<b>AM Pct</b>	51.1%		50.1%		49.6%		47.6%		43.8%		48.3%	
<b>Peak Hour</b>	9:00	18:30	9:00	18:15	9:00	18:30	9:00	18:30	8:45	17:30	9:00	18:30
<b>Peak Volume</b>	712	342	778	436	773	493	746	397	752	389	749	400
<b>P.H.F</b>	0.9368	0.9396	0.8493	0.9561	0.9159	0.9337	0.9279	0.8941	0.9495	0.8037	0.9512	0.9496

**AECOM**

<b>7:00-8:00 AM</b>	305	303	323	353	271	311
<b>7:15-8:15 AM</b>	330	330	374	394	308	347
<b>7:30-8:30 AM</b>	368	357	400	409	352	377
<b>7:45-8:45 AM</b>	413	436	443	456	407	431
<b>8:00-9:00 AM</b>	444	490	485	469	440	466

<b>4:00-5:00 PM</b>	322	278	257	308	284	290
<b>4:15-5:15 PM</b>	313	284	256	304	291	290
<b>4:30-5:30 PM</b>	307	306	280	295	301	298
<b>4:45-5:45 PM</b>	304	310	298	296	306	303
<b>5:00-6:00 PM</b>	291	320	311	276	296	299

Client: AECOM  
 File Number:  
 Route: Palm Dr  
 Location: Between Campus Dr & Arboretum Rd

Site Ref: 5  
 Direction: NB

Count Date	10/23/2023		10/24/2023		10/25/2023		10/26/2023		10/27/2023		Average	
Count Time	AM	PM	AM	PM	AM	PM	AM	PM	AM	PM	AM	PM
00:00	4	43	8	47	10	54	14	66	13	58	10	54
00:15	9	36	5	40	7	45	6	57	8	51	7	46
00:30	9	60	7	53	4	54	5	35	7	55	6	51
00:45	5	43	5	39	2	43	15	37	8	57	7	44
01:00	2	39	9	43	8	56	9	47	14	64	8	50
01:15	1	43	3	44	3	57	5	62	5	53	3	52
01:30	4	67	5	52	7	50	6	58	4	63	5	58
01:45	1	56	2	61	2	73	2	66	5	75	2	66
02:00	1	87	2	74	4	70	2	56	4	66	3	71
02:15	3	55	8	66	5	73	8	72	6	65	6	66
02:30	17	76	25	73	25	63	25	71	23	74	23	71
02:45	4	52	1	56	1	64	2	62	3	64	2	60
03:00	2	57	1	63	1	77	1	96	1	74	1	73
03:15	1	76	6	88	0	74	0	73	2	76	2	77
03:30	4	85	3	94	3	86	9	79	2	62	4	81
03:45	3	64	2	71	3	85	1	78	0	79	2	75
04:00	1	70	2	87	2	99	1	77	1	63	1	79
04:15	0	64	1	73	3	73	2	79	2	78	2	73
04:30	7	83	9	93	7	80	9	79	11	99	9	87
04:45	3	84	0	97	0	82	0	84	0	105	1	90
05:00	1	73	3	112	3	97	3	111	3	83	3	95
05:15	1	116	2	109	0	107	2	99	1	99	1	106
05:30	2	82	0	97	4	95	2	118	4	116	2	102
05:45	8	96	5	88	5	101	5	99	4	107	5	98
06:00	6	103	5	88	3	94	4	84	3	102	4	94
06:15	4	82	6	80	2	92	4	106	6	82	4	88
06:30	10	74	9	90	8	107	14	90	11	82	10	89
06:45	19	83	14	82	19	87	17	91	20	96	18	88
07:00	34	63	24	85	27	83	27	77	27	93	28	80
07:15	31	68	36	81	35	93	25	53	36	69	33	73
07:30	41	67	32	59	30	71	37	60	39	56	36	63
07:45	23	59	31	63	32	63	24	54	22	57	26	59
08:00	31	37	36	42	35	47	28	57	19	49	30	46
08:15	17	39	18	40	29	54	23	47	18	44	21	45
08:30	24	29	26	51	24	42	18	43	28	48	24	43
08:45	25	18	28	51	27	32	33	66	26	32	28	40
09:00	25	33	23	39	22	76	29	64	25	29	25	48
09:15	30	22	22	34	36	43	19	61	32	45	28	41
09:30	32	30	30	25	37	43	27	47	34	27	32	34
09:45	29	27	35	25	42	32	31	41	26	44	33	34
10:00	30	21	26	31	30	23	22	48	34	56	28	36
10:15	28	23	21	27	35	22	32	30	26	74	28	35
10:30	23	27	33	18	37	20	45	23	37	43	35	26
10:45	35	17	38	16	31	17	37	26	40	31	36	21
11:00	42	16	30	19	42	17	33	15	42	33	38	20
11:15	27	15	34	26	47	16	31	17	41	19	36	19
11:30	38	12	39	11	36	23	48	22	53	24	43	18
11:45	44	8	58	2	56	14	36	18	50	22	49	13
<b>Totals</b>	<b>741</b>	<b>2580</b>	<b>768</b>	<b>2805</b>	<b>831</b>	<b>2969</b>	<b>778</b>	<b>3001</b>	<b>826</b>	<b>3043</b>	<b>789</b>	<b>2880</b>
<b>Day Total</b>	<b>3321</b>		<b>3573</b>		<b>3800</b>		<b>3779</b>		<b>3869</b>		<b>3668</b>	
<b>AM Pct</b>	22.3%		21.5%		21.9%		20.6%		21.3%		21.5%	
Peak Hour	9:00	18:30	9:00	18:15	9:00	18:30	9:00	18:30	8:45	17:30	9:00	18:30
Peak Volume	712	342	778	436	773	493	746	397	752	389	749	400
P.H.F	0.9368	0.9396	0.8493	0.9561	0.9159	0.9337	0.9279	0.8941	0.9495	0.8037	0.9512	0.9496

**AECOM**

<b>7:00-8:00 AM</b>	129	123	124	113	124	123
<b>7:15-8:15 AM</b>	126	135	132	114	116	125
<b>7:30-8:30 AM</b>	112	117	126	112	98	113
<b>7:45-8:45 AM</b>	95	111	120	93	87	101
<b>8:00-9:00 AM</b>	97	108	115	102	91	103
<b>4:00-5:00 PM</b>	301	350	334	319	345	330
<b>4:15-5:15 PM</b>	304	375	332	353	365	346
<b>4:30-5:30 PM</b>	356	411	366	373	386	378
<b>4:45-5:45 PM</b>	355	415	381	412	403	393
<b>5:00-6:00 PM</b>	367	406	400	427	405	401

Client: AECOM  
 File Number:  
 Route: Lasuen St  
 Location: Between Campus Dr & Arboretum Rd

Site Ref: 6  
 Direction: NB

Count Date Count Time	10/23/2023		10/24/2023		10/25/2023		10/26/2023		10/27/2023		Average	
	AM	PM	AM	PM	AM	PM	AM	PM	AM	PM	AM	PM
00:00	0	0	0	4	0	1	0	2	0	2	0	2
00:15	2	1	0	4	0	2	0	3	0	2	0	2
00:30	0	2	0	1	0	0	0	1	0	3	0	1
00:45	0	3	0	2	0	2	0	4	0	4	0	3
01:00	0	2	1	6	0	2	0	7	1	7	0	5
01:15	1	1	0	4	0	3	0	3	1	3	0	3
01:30	0	3	0	3	0	1	0	3	0	3	0	3
01:45	1	2	0	1	0	3	0	4	0	8	0	4
02:00	0	3	0	6	0	1	1	5	2	7	1	4
02:15	0	1	0	2	0	2	0	3	0	2	0	2
02:30	2	2	1	1	1	4	1	2	1	3	1	2
02:45	0	3	0	4	0	1	0	2	0	6	0	3
03:00	0	4	0	1	0	3	0	0	1	5	0	3
03:15	0	7	0	0	0	4	0	4	0	4	0	4
03:30	0	0	0	4	0	1	0	7	0	3	0	3
03:45	0	7	0	4	0	5	1	4	0	8	0	6
04:00	0	4	0	7	0	6	0	10	0	4	0	6
04:15	1	2	0	8	2	6	0	1	0	3	1	4
04:30	0	7	1	8	0	2	0	6	0	7	0	6
04:45	1	4	1	8	2	5	1	4	0	3	1	5
05:00	0	7	0	7	0	12	0	6	0	5	0	7
05:15	0	1	0	7	0	6	0	2	2	6	0	4
05:30	0	7	0	3	1	5	0	6	0	5	0	5
05:45	1	8	0	6	0	2	0	7	0	4	0	5
06:00	0	2	0	8	0	3	0	3	1	5	0	4
06:15	0	2	0	2	1	3	0	1	3	2	1	2
06:30	0	0	0	5	0	2	0	5	1	2	0	3
06:45	1	5	2	4	5	3	0	1	0	2	2	3
07:00	1	0	1	2	0	2	0	1	1	3	1	2
07:15	0	2	0	2	1	1	1	1	0	1	0	1
07:30	0	1	1	4	2	3	0	1	1	3	1	2
07:45	0	3	0	0	1	4	0	4	2	6	1	3
08:00	2	2	0	0	0	4	2	1	0	1	1	2
08:15	1	1	3	2	3	1	2	1	1	1	2	1
08:30	1	0	5	2	0	0	1	1	4	3	2	1
08:45	1	1	1	1	0	2	2	6	1	3	1	3
09:00	4	0	1	2	2	0	3	3	1	5	2	2
09:15	2	1	2	1	5	0	2	6	6	3	3	2
09:30	1	0	2	2	2	0	2	3	4	1	2	1
09:45	0	1	1	3	1	1	1	4	2	2	1	2
10:00	0	0	1	0	1	1	3	0	2	57	1	12
10:15	2	0	1	1	0	0	1	1	1	61	1	13
10:30	2	0	4	0	1	0	4	2	3	35	3	7
10:45	0	1	1	1	2	1	1	0	0	10	1	3
11:00	0	1	0	0	1	0	0	1	3	3	1	1
11:15	2	0	2	0	6	0	0	0	1	2	2	0
11:30	1	0	0	0	3	0	3	0	4	0	2	0
11:45	4	0	4	0	4	0	1	2	0	2	3	1
<b>Totals</b>	<b>34</b>	<b>104</b>	<b>36</b>	<b>143</b>	<b>47</b>	<b>110</b>	<b>33</b>	<b>144</b>	<b>50</b>	<b>320</b>	<b>40</b>	<b>164</b>
<b>Day Total</b>	<b>138</b>	<b>179</b>	<b>157</b>	<b>177</b>	<b>370</b>	<b>204</b>						
<b>AM Pct</b>	24.6%	20.1%	29.9%	18.6%	13.5%	19.6%						
Peak Hour	9:00	18:30	9:00	18:15	9:00	18:30	9:00	18:30	8:45	17:30	9:00	18:30
Peak Volume	712	342	778	436	773	493	746	397	752	389	749	400
P.H.F	0.9368	0.9396	0.8493	0.9561	0.9159	0.9337	0.9279	0.8941	0.9495	0.8037	0.9512	0.9496

AECOM												
7:00-8:00 AM	1	2	4	1	4	2						
7:15-8:15 AM	2	1	4	3	3	3						
7:30-8:30 AM	3	4	6	4	4	4						
7:45-8:45 AM	4	8	4	5	7	6						
8:00-9:00 AM	5	9	3	7	6	6						

4:00-5:00 PM	17	31	19	21	17	21
4:15-5:15 PM	20	31	25	17	18	22
4:30-5:30 PM	19	30	25	18	21	23
4:45-5:45 PM	19	25	28	18	19	22
5:00-6:00 PM	23	23	25	21	20	22

Client: AECOM  
 File Number:  
 Route: Galvez St  
 Location: Between Campus Dr & Arboretum Rd

Site Ref: 7  
 Direction: SB

Count Date Count Time	10/23/2023		10/24/2023		10/25/2023		10/26/2023		10/27/2023		Average	
	AM	PM	AM	PM	AM	PM	AM	PM	AM	PM	AM	PM
00:00	7	56	4	63	7	43	9	56	14	65	8	57
00:15	6	50	2	48	5	70	7	61	8	64	6	59
00:30	1	59	10	49	3	43	6	70	15	63	7	57
00:45	7	66	4	54	6	59	5	69	7	65	6	63
01:00	4	62	3	46	3	52	7	67	7	77	5	61
01:15	3	48	4	62	2	64	0	57	5	68	3	60
01:30	2	47	2	54	2	49	1	48	2	63	2	52
01:45	4	51	1	45	4	41	0	36	3	85	2	52
02:00	4	54	0	37	0	56	2	54	2	75	2	55
02:15	5	36	1	52	1	48	2	44	4	65	3	49
02:30	2	44	2	36	0	58	1	55	1	57	1	50
02:45	0	30	1	32	2	53	0	53	1	63	1	46
03:00	0	47	0	37	1	49	0	45	3	53	1	46
03:15	3	53	2	36	0	55	1	54	3	63	2	52
03:30	2	47	1	52	2	52	3	52	1	58	2	52
03:45	2	42	0	64	3	76	5	61	6	66	3	62
04:00	6	39	3	50	2	61	3	58	4	78	4	57
04:15	3	61	7	43	8	58	5	40	4	61	5	53
04:30	11	67	7	46	7	46	10	62	10	70	9	58
04:45	19	78	15	73	29	86	24	48	18	81	21	73
05:00	27	82	13	61	32	48	28	55	24	67	25	63
05:15	32	75	18	55	20	66	22	82	13	73	21	70
05:30	31	59	36	87	39	64	36	81	36	72	36	73
05:45	51	105	46	99	44	75	47	94	39	77	45	90
06:00	29	90	37	96	37	98	47	52	35	90	37	85
06:15	26	76	42	91	50	68	37	58	37	77	38	74
06:30	46	51	65	80	52	80	56	83	61	86	56	76
06:45	33	55	56	65	45	80	59	87	57	99	50	77
07:00	53	48	40	60	58	58	44	103	41	91	47	72
07:15	66	42	56	53	58	47	59	82	60	103	60	65
07:30	69	47	68	52	61	54	71	42	50	95	64	58
07:45	89	34	72	56	95	45	99	41	85	99	88	55
08:00	75	52	77	67	70	51	67	46	77	66	73	56
08:15	79	52	73	46	72	41	82	44	82	94	78	55
08:30	82	22	93	67	75	37	82	34	110	50	88	42
08:45	98	43	114	32	88	32	78	53	113	36	98	39
09:00	87	16	96	42	96	34	92	23	96	35	93	30
09:15	83	18	74	24	68	17	54	16	95	26	75	20
09:30	86	18	73	21	90	19	78	17	74	24	80	20
09:45	91	16	65	18	107	11	81	19	89	21	87	17
10:00	64	13	60	20	70	12	73	13	67	29	67	17
10:15	65	5	61	18	55	11	58	18	57	30	59	16
10:30	56	13	51	14	61	9	52	16	60	27	56	16
10:45	40	6	48	5	64	6	42	8	97	14	58	8
11:00	49	9	51	10	53	15	50	8	72	17	55	12
11:15	74	12	64	13	57	10	56	12	56	12	61	12
11:30	63	6	57	13	77	3	64	11	60	11	64	9
11:45	61	8	49	9	86	5	81	13	72	10	70	9
<b>Totals</b>	<b>1796</b>	<b>2110</b>	<b>1724</b>	<b>2253</b>	<b>1867</b>	<b>2215</b>	<b>1786</b>	<b>2301</b>	<b>1933</b>	<b>2871</b>	<b>1821</b>	<b>2350</b>
<b>Day Total</b>	<b>3906</b>		<b>3977</b>		<b>4082</b>		<b>4087</b>		<b>4804</b>		<b>4171</b>	
<b>AM Pct</b>	46.0%		43.3%		45.7%		43.7%		40.2%		43.7%	
Peak Hour	9:00	18:30	9:00	18:15	9:00	18:30	9:00	18:30	8:45	17:30	9:00	18:30
Peak Volume	712	342	778	436	773	493	746	397	752	389	749	400
P.H.F	0.9368	0.9396	0.8493	0.9561	0.9159	0.9337	0.9279	0.8941	0.9495	0.8037	0.9512	0.9496

**AECOM**

<b>7:00-8:00 AM</b>	277	236	272	273	236	259
<b>7:15-8:15 AM</b>	299	273	284	296	272	285
<b>7:30-8:30 AM</b>	312	290	298	319	294	303
<b>7:45-8:45 AM</b>	325	315	312	330	354	327
<b>8:00-9:00 AM</b>	334	357	305	309	382	337

<b>4:00-5:00 PM</b>	245	212	251	208	290	241
<b>4:15-5:15 PM</b>	288	223	238	205	279	247
<b>4:30-5:30 PM</b>	302	235	246	247	291	264
<b>4:45-5:45 PM</b>	294	276	264	266	293	279
<b>5:00-6:00 PM</b>	321	302	253	312	289	295



Client: AECOM  
 File Number:  
 Route: Galvez St  
 Location: Between Campus Dr & Arboretum Rd

Site Ref: 7  
 Direction: NB

Count Date Count Time	10/23/2023		10/24/2023		10/25/2023		10/26/2023		10/27/2023		Average	
	AM	PM	AM	PM	AM	PM	AM	PM	AM	PM	AM	PM
00:00	21	76	9	70	9	43	6	74	15	60	12	65
00:15	2	63	4	45	11	68	6	48	10	85	7	62
00:30	4	48	6	53	3	73	6	48	3	57	4	56
00:45	4	54	4	42	5	48	9	53	11	57	7	51
01:00	2	40	3	51	2	65	3	74	7	91	3	64
01:15	2	73	6	50	4	83	3	82	5	97	4	77
01:30	4	64	1	69	2	101	1	79	4	90	2	81
01:45	2	60	5	61	2	88	6	74	7	72	4	71
02:00	0	55	4	76	5	75	8	90	4	90	4	77
02:15	1	97	1	83	7	90	12	83	4	79	5	86
02:30	3	76	13	82	9	88	10	90	12	96	9	86
02:45	2	77	2	78	5	68	2	100	6	100	3	85
03:00	0	85	1	78	1	94	1	104	2	85	1	89
03:15	2	88	1	111	1	103	1	96	2	108	1	101
03:30	1	103	1	113	0	105	1	104	3	125	1	110
03:45	1	96	1	101	2	82	2	91	3	103	2	95
04:00	0	114	0	118	1	105	3	93	4	105	2	107
04:15	3	90	3	110	1	123	2	103	2	125	2	110
04:30	8	115	4	104	8	132	0	123	5	157	5	126
04:45	3	134	2	126	2	155	6	117	2	176	3	142
05:00	0	138	4	126	1	141	1	157	4	153	2	143
05:15	4	142	6	145	3	166	4	131	1	136	4	144
05:30	3	141	6	154	3	157	8	130	0	141	4	145
05:45	4	118	5	161	7	131	11	128	7	128	7	133
06:00	3	128	2	120	10	125	9	160	3	130	5	133
06:15	17	114	9	161	7	118	7	143	7	150	9	137
06:30	11	80	12	122	12	105	13	112	16	109	13	106
06:45	23	108	20	101	22	98	29	87	23	87	23	96
07:00	28	98	11	118	28	90	28	104	30	97	25	101
07:15	24	97	21	107	25	76	26	75	25	93	24	90
07:30	37	94	23	115	35	86	31	95	23	67	30	91
07:45	29	76	38	87	33	77	53	77	20	81	35	80
08:00	36	57	40	87	36	73	41	81	36	63	38	72
08:15	29	83	40	86	33	94	27	93	44	60	35	83
08:30	41	73	39	56	39	77	39	61	49	58	41	65
08:45	34	38	33	108	42	56	40	91	55	57	41	70
09:00	56	45	46	52	43	70	34	83	37	48	43	60
09:15	30	39	40	39	36	45	42	83	32	40	36	49
09:30	44	39	35	47	31	36	34	49	59	49	41	44
09:45	36	38	41	36	45	30	46	29	42	47	42	36
10:00	36	35	36	35	45	32	33	32	47	133	39	53
10:15	40	35	47	34	40	30	45	39	45	168	43	61
10:30	31	18	50	27	39	27	43	30	50	69	43	34
10:45	44	15	45	19	37	26	40	16	46	30	42	21
11:00	39	16	38	11	42	18	41	25	57	27	43	19
11:15	52	13	36	10	51	11	45	21	56	25	48	16
11:30	65	5	43	15	54	14	65	12	56	11	57	11
11:45	61	2	60	9	53	6	51	9	72	11	59	7
<b>Totals</b>	<b>922</b>	<b>3493</b>	<b>897</b>	<b>3809</b>	<b>932</b>	<b>3804</b>	<b>974</b>	<b>3879</b>	<b>1053</b>	<b>4226</b>	<b>956</b>	<b>3842</b>
<b>Day Total</b>	<b>4415</b>		<b>4706</b>		<b>4736</b>		<b>4853</b>		<b>5279</b>		<b>4798</b>	
<b>AM Pct</b>	20.9%		19.1%		19.7%		20.1%		19.9%		19.9%	
Peak Hour	9:00	18:30	9:00	18:15	9:00	18:30	9:00	18:30	8:45	17:30	9:00	18:30
Peak Volume	712	342	778	436	773	493	746	397	752	389	749	400
P.H.F	0.9368	0.9396	0.8493	0.9561	0.9159	0.9337	0.9279	0.8941	0.9495	0.8037	0.9512	0.9496

**AECOM**

<b>7:00-8:00 AM</b>	118		93		121		138		98		114	
<b>7:15-8:15 AM</b>	126		122		129		151		104		126	
<b>7:30-8:30 AM</b>	131		141		137		152		123		137	
<b>7:45-8:45 AM</b>	135		157		141		160		149		148	
<b>8:00-9:00 AM</b>	140		152		150		147		184		155	

<b>4:00-5:00 PM</b>	453		458		515		436		563		485	
<b>4:15-5:15 PM</b>	477		466		551		500		611		521	
<b>4:30-5:30 PM</b>	529		501		594		528		622		555	
<b>4:45-5:45 PM</b>	555		551		619		535		606		573	
<b>5:00-6:00 PM</b>	539		586		595		546		558		565	

Client: AECOM  
 File Number:  
 Route: Serra St  
 Location: Between El Camino Real & Olmsted Rd

Site Ref: 8  
 Direction: SB

Count Date Count Time	10/23/2023		10/24/2023		10/25/2023		10/26/2023		10/27/2023		Average	
	AM	PM	AM	PM	AM	PM	AM	PM	AM	PM	AM	PM
00:00	14	48	7	49	7	43	17	49	12	45	11	47
00:15	4	41	7	43	9	47	5	54	14	59	8	49
00:30	7	54	8	47	11	45	12	54	7	52	9	50
00:45	11	48	6	41	8	57	9	52	11	65	9	53
01:00	2	58	0	52	3	33	7	61	13	54	5	52
01:15	6	33	5	52	4	52	4	46	7	70	5	51
01:30	2	40	5	53	8	40	4	38	4	51	5	44
01:45	4	32	3	45	5	38	3	29	4	65	4	42
02:00	1	31	1	41	2	46	1	53	6	57	2	46
02:15	1	55	4	38	0	34	7	61	5	52	3	48
02:30	4	40	2	44	1	41	3	55	2	48	2	46
02:45	2	45	1	38	1	41	2	56	0	58	1	48
03:00	3	40	3	39	2	43	1	38	1	75	2	47
03:15	4	46	1	40	0	38	0	45	2	60	1	46
03:30	5	36	3	39	2	44	3	47	1	51	3	43
03:45	2	51	1	42	1	40	2	56	5	66	2	51
04:00	1	36	1	54	4	48	3	63	5	65	3	53
04:15	5	44	8	54	7	47	6	48	8	60	7	51
04:30	17	44	11	41	12	48	13	48	14	77	13	52
04:45	13	58	13	48	14	58	16	60	9	71	13	59
05:00	15	50	18	54	20	53	15	79	11	72	16	62
05:15	16	77	23	57	17	64	19	69	21	74	19	68
05:30	35	72	30	74	28	65	37	66	30	91	32	74
05:45	43	59	52	72	46	67	49	79	44	89	47	73
06:00	20	56	38	67	33	68	34	81	29	88	31	72
06:15	31	43	31	51	47	40	33	70	42	95	37	60
06:30	44	52	39	44	44	53	32	52	40	84	40	57
06:45	39	66	34	62	29	62	33	60	35	77	34	65
07:00	31	49	42	50	39	62	22	68	27	71	32	60
07:15	33	39	40	47	32	46	49	57	20	71	35	52
07:30	38	50	54	45	52	47	48	57	52	56	49	51
07:45	90	54	69	41	64	39	90	58	47	77	72	54
08:00	66	39	66	50	63	52	82	70	52	76	66	57
08:15	59	39	63	47	61	58	57	61	64	58	61	53
08:30	54	42	84	42	85	54	66	36	63	61	70	47
08:45	56	41	68	52	70	43	70	59	53	52	63	49
09:00	82	36	73	56	84	35	73	39	66	59	76	45
09:15	86	38	66	35	68	36	68	48	74	45	72	40
09:30	55	21	66	30	60	31	75	42	61	51	63	35
09:45	57	25	66	33	57	32	68	34	73	58	64	36
10:00	53	30	49	42	52	34	58	37	55	43	53	37
10:15	41	19	41	25	54	22	40	28	50	41	45	27
10:30	37	28	43	14	50	18	39	31	34	34	41	25
10:45	45	18	40	18	55	26	56	14	55	29	50	21
11:00	52	16	38	10	42	23	42	17	44	30	44	19
11:15	45	16	57	12	46	14	38	23	42	22	46	17
11:30	42	10	42	11	48	13	53	15	59	24	49	15
11:45	48	7	44	9	66	13	52	20	58	28	54	15
<b>Totals</b>	<b>1421</b>	<b>1972</b>	<b>1466</b>	<b>2050</b>	<b>1513</b>	<b>2053</b>	<b>1516</b>	<b>2383</b>	<b>1431</b>	<b>2857</b>	<b>1469</b>	<b>2263</b>
<b>Day Total</b>	<b>3393</b>		<b>3516</b>		<b>3566</b>		<b>3899</b>		<b>4288</b>		<b>3732</b>	
<b>AM Pct</b>	41.9%		41.7%		42.4%		38.9%		33.4%		39.4%	
Peak Hour	9:00	18:30	9:00	18:15	9:00	18:30	9:00	18:30	8:45	17:30	9:00	18:30
Peak Volume	712	342	778	436	773	493	746	397	752	389	749	400
P.H.F	0.9368	0.9396	0.8493	0.9561	0.9159	0.9337	0.9279	0.8941	0.9495	0.8037	0.9512	0.9496

**AECOM**

<b>7:00-8:00 AM</b>	192	205	187	209	146	188
<b>7:15-8:15 AM</b>	227	229	211	269	171	221
<b>7:30-8:30 AM</b>	253	252	240	277	215	247
<b>7:45-8:45 AM</b>	269	282	273	295	226	269
<b>8:00-9:00 AM</b>	235	281	279	275	232	260

<b>4:00-5:00 PM</b>	182	197	201	219	273	214
<b>4:15-5:15 PM</b>	196	197	206	235	280	223
<b>4:30-5:30 PM</b>	229	200	223	256	294	240
<b>4:45-5:45 PM</b>	257	233	240	274	308	262
<b>5:00-6:00 PM</b>	258	257	249	293	326	277

Client: AECOM  
 File Number:  
 Route: Serra St  
 Location: Between El Camino Real & Olmsted Rd

Site Ref: 8  
 Direction: NB

Count Date Count Time	10/23/2023		10/24/2023		10/25/2023		10/26/2023		10/27/2023		Average	
	AM	PM	AM	PM	AM	PM	AM	PM	AM	PM	AM	PM
00:00	21	53	14	62	17	55	17	52	19	86	18	62
00:15	9	54	9	40	18	36	17	58	17	61	14	50
00:30	7	38	15	46	13	42	18	48	27	67	16	48
00:45	7	58	9	46	11	52	11	73	11	65	10	59
01:00	6	55	3	45	6	60	10	73	13	63	8	59
01:15	12	61	4	53	9	71	6	62	14	74	9	64
01:30	4	38	4	53	5	66	6	58	5	74	5	58
01:45	3	33	4	59	9	56	6	70	11	52	7	54
02:00	3	63	6	49	10	73	3	58	6	67	6	62
02:15	4	58	9	47	7	59	7	51	4	65	6	56
02:30	8	66	14	66	12	78	13	80	17	95	13	77
02:45	7	81	3	75	7	53	7	81	7	77	6	73
03:00	4	70	1	41	2	71	0	78	4	80	2	68
03:15	2	79	1	70	0	83	2	87	3	94	2	83
03:30	3	86	0	85	3	76	1	74	4	89	2	82
03:45	1	53	1	52	1	75	3	76	2	84	2	68
04:00	2	88	0	71	4	67	3	65	6	95	3	77
04:15	3	64	1	78	3	72	3	72	4	88	3	75
04:30	5	70	6	86	5	64	8	68	5	85	6	75
04:45	4	77	10	59	4	76	5	72	4	91	5	75
05:00	5	63	5	79	8	80	2	87	10	88	6	79
05:15	7	51	3	75	3	71	11	74	3	97	5	74
05:30	12	67	7	73	7	76	12	67	10	70	10	71
05:45	6	83	10	74	8	62	13	71	10	86	9	75
06:00	8	71	8	64	17	57	17	83	6	65	11	68
06:15	6	68	7	64	6	76	8	87	7	90	7	77
06:30	21	85	12	74	15	87	11	78	10	90	14	83
06:45	7	62	17	60	17	76	13	57	8	82	12	67
07:00	20	62	15	83	12	74	14	80	13	94	15	79
07:15	15	64	20	89	18	73	18	72	15	76	17	75
07:30	28	62	25	68	24	72	31	73	24	91	26	73
07:45	30	70	30	40	47	59	44	69	39	82	38	64
08:00	44	57	32	41	35	63	46	64	38	76	39	60
08:15	38	63	29	56	38	71	38	72	31	76	35	68
08:30	46	60	37	56	36	47	36	72	44	67	40	60
08:45	32	51	42	58	48	51	40	57	37	46	40	53
09:00	44	53	35	60	38	68	39	68	49	52	41	60
09:15	50	45	54	56	45	71	37	58	42	85	46	63
09:30	54	46	38	53	45	56	37	62	59	71	47	58
09:45	40	33	42	45	44	39	43	52	40	78	42	49
10:00	52	39	42	54	38	47	46	61	58	57	47	52
10:15	44	33	38	32	35	32	38	40	40	56	39	39
10:30	43	25	56	23	47	27	32	36	61	42	48	31
10:45	41	22	43	18	47	36	40	27	45	58	43	32
11:00	44	30	42	13	30	28	42	25	59	28	43	25
11:15	51	13	36	25	44	21	43	37	66	32	48	26
11:30	46	17	56	22	46	22	40	27	64	31	50	24
11:45	50	8	46	14	43	14	54	16	68	32	52	17
<b>Totals</b>	<b>999</b>	<b>2648</b>	<b>941</b>	<b>2652</b>	<b>987</b>	<b>2841</b>	<b>991</b>	<b>3028</b>	<b>1139</b>	<b>3450</b>	<b>1011</b>	<b>2924</b>
<b>Day Total</b>	<b>3647</b>		<b>3593</b>		<b>3828</b>		<b>4019</b>		<b>4589</b>		<b>3935</b>	
<b>AM Pct</b>	27.4%		26.2%		25.8%		24.7%		24.8%		25.7%	
Peak Hour	9:00	18:30	9:00	18:15	9:00	18:30	9:00	18:30	8:45	17:30	9:00	18:30
Peak Volume	712	342	778	436	773	493	746	397	752	389	749	400
P.H.F	0.9368	0.9396	0.8493	0.9561	0.9159	0.9337	0.9279	0.8941	0.9495	0.8037	0.9512	0.9496

**AECOM**

<b>7:00-8:00 AM</b>	93		90		101		107		91		96	
<b>7:15-8:15 AM</b>	117		107		124		139		116		121	
<b>7:30-8:30 AM</b>	140		116		144		159		132		138	
<b>7:45-8:45 AM</b>	158		128		156		164		152		152	
<b>8:00-9:00 AM</b>	160		140		157		160		150		153	

<b>4:00-5:00 PM</b>	299		294		279		277		359		302	
<b>4:15-5:15 PM</b>	274		302		292		299		352		304	
<b>4:30-5:30 PM</b>	261		299		291		301		361		303	
<b>4:45-5:45 PM</b>	258		286		303		300		346		299	
<b>5:00-6:00 PM</b>	264		301		289		299		341		299	

Client: AECOM  
 File Number:  
 Route: Yale St  
 Location: Between Olmsted Rd & Stanford Ave

Site Ref: 9  
 Direction: WB

Count Date	10/23/2023		10/24/2023		10/25/2023		10/26/2023		10/27/2023		Average	
Count Time	AM	PM	AM	PM	AM	PM	AM	PM	AM	PM	AM	PM
00:00	0	13	0	12	0	5	1	9	2	14	1	11
00:15	1	5	1	7	1	9	4	4	2	15	2	8
00:30	1	13	1	13	2	6	1	10	2	9	1	10
00:45	0	7	0	8	1	8	1	10	1	9	1	8
01:00	2	10	0	7	1	10	0	6	1	11	1	9
01:15	2	8	0	8	0	7	1	10	1	7	1	8
01:30	0	12	1	6	0	11	0	13	0	9	0	10
01:45	0	10	0	3	0	10	1	9	0	10	0	8
02:00	0	7	0	5	1	14	0	5	0	10	0	8
02:15	0	14	0	7	0	11	0	8	0	14	0	11
02:30	0	14	0	10	0	8	0	8	0	9	0	10
02:45	0	10	0	8	0	12	0	14	0	10	0	11
03:00	0	14	0	9	0	11	0	6	0	15	0	11
03:15	0	5	0	6	0	10	0	6	1	15	0	8
03:30	1	7	0	5	1	3	0	7	0	7	0	6
03:45	0	14	0	10	0	12	0	8	0	11	0	11
04:00	0	11	0	12	0	10	0	4	0	14	0	10
04:15	1	12	0	20	0	11	0	10	0	16	0	14
04:30	0	8	0	9	0	15	0	10	0	23	0	13
04:45	0	13	0	18	0	11	0	11	0	10	0	13
05:00	1	14	0	17	0	16	0	14	1	21	0	16
05:15	2	16	2	20	0	14	1	21	2	17	1	18
05:30	2	16	3	17	2	14	3	22	6	22	3	18
05:45	12	19	10	15	9	13	10	24	8	19	10	18
06:00	3	15	7	16	6	15	9	14	6	17	6	15
06:15	2	6	5	12	8	17	5	10	3	13	5	12
06:30	6	13	5	8	3	13	7	14	5	11	5	12
06:45	10	13	9	12	11	11	6	15	9	16	9	13
07:00	7	13	9	14	9	10	6	16	6	16	7	14
07:15	9	8	10	10	5	6	5	11	7	14	7	10
07:30	5	11	6	10	11	11	6	10	6	18	7	12
07:45	9	5	14	12	8	19	13	10	7	12	10	12
08:00	17	11	10	6	13	7	12	13	15	22	13	12
08:15	12	7	8	13	7	7	6	8	16	8	10	9
08:30	15	9	14	7	14	12	14	9	15	9	14	9
08:45	16	6	15	11	10	12	12	6	14	7	13	8
09:00	11	8	11	7	10	3	18	7	14	7	13	6
09:15	15	4	15	10	16	4	17	7	13	5	15	6
09:30	13	7	9	4	15	4	17	4	14	6	14	5
09:45	12	3	6	9	17	5	10	8	14	7	12	6
10:00	5	5	9	5	12	6	11	1	12	9	10	5
10:15	8	2	15	3	9	5	20	8	10	5	12	5
10:30	13	2	7	5	13	1	3	11	13	7	10	5
10:45	10	0	7	1	9	2	11	5	19	4	11	2
11:00	7	2	6	4	8	7	11	3	9	3	8	4
11:15	6	1	12	0	11	1	10	3	9	4	10	2
11:30	11	1	5	3	8	0	11	0	11	5	9	2
11:45	14	0	10	2	11	1	14	2	16	3	13	2
<b>Totals</b>	<b>261</b>	<b>424</b>	<b>242</b>	<b>436</b>	<b>262</b>	<b>430</b>	<b>277</b>	<b>444</b>	<b>290</b>	<b>545</b>	<b>266</b>	<b>456</b>
<b>Day Total</b>	<b>685</b>		<b>678</b>		<b>692</b>		<b>721</b>		<b>835</b>		<b>722</b>	
<b>AM Pct</b>	<b>38.1%</b>		<b>35.7%</b>		<b>37.9%</b>		<b>38.4%</b>		<b>34.7%</b>		<b>36.9%</b>	
Peak Hour	9:00	18:30	9:00	18:15	9:00	18:30	9:00	18:30	8:45	17:30	9:00	18:30
Peak Volume	712	342	778	436	773	493	746	397	752	389	749	400
P.H.F	0.9368	0.9396	0.8493	0.9561	0.9159	0.9337	0.9279	0.8941	0.9495	0.8037	0.9512	0.9496

**AECOM**

<b>7:00-8:00 AM</b>	30	39	33	30	26	32
<b>7:15-8:15 AM</b>	40	40	37	36	35	38
<b>7:30-8:30 AM</b>	43	38	39	37	44	40
<b>7:45-8:45 AM</b>	53	46	42	45	53	48
<b>8:00-9:00 AM</b>	60	47	44	44	60	51

<b>4:00-5:00 PM</b>	44	59	47	35	63	50
<b>4:15-5:15 PM</b>	47	64	53	45	70	56
<b>4:30-5:30 PM</b>	51	64	56	56	71	60
<b>4:45-5:45 PM</b>	59	72	55	68	70	65
<b>5:00-6:00 PM</b>	65	69	57	81	79	70

Client: AECOM  
 File Number:  
 Route: Yale St  
 Location: Between Olmsted Rd & Stanford Ave

Site Ref: 9  
 Direction: EB

Count Date	10/23/2023		10/24/2023		10/25/2023		10/26/2023		10/27/2023		Average	
Count Time	AM	PM	AM	PM	AM	PM	AM	PM	AM	PM	AM	PM
00:00	0	14	0	7	0	6	0	9	2	14	0	10
00:15	1	8	2	7	0	4	0	11	1	6	1	7
00:30	1	10	1	8	1	5	1	8	0	9	1	8
00:45	1	4	0	6	0	7	0	13	1	14	0	9
01:00	1	12	0	5	1	11	0	7	0	7	0	8
01:15	0	8	0	1	0	11	0	10	0	8	0	8
01:30	1	7	1	8	0	7	0	6	1	9	1	7
01:45	0	13	0	5	0	7	1	7	1	10	0	8
02:00	0	5	0	16	0	11	0	5	0	21	0	12
02:15	0	9	0	8	0	14	0	5	0	14	0	10
02:30	0	14	0	12	0	13	0	7	0	18	0	13
02:45	0	14	0	13	0	19	0	14	0	13	0	15
03:00	0	9	0	18	0	9	0	18	0	14	0	14
03:15	0	15	0	9	0	15	0	17	0	19	0	15
03:30	1	10	0	15	0	9	0	5	0	11	0	10
03:45	1	12	0	10	0	13	0	13	0	12	0	12
04:00	0	9	0	12	0	9	0	12	0	18	0	12
04:15	0	9	0	13	1	17	0	9	0	17	0	13
04:30	0	22	0	18	0	20	0	23	0	18	0	20
04:45	0	7	0	11	0	10	0	12	0	10	0	10
05:00	0	21	0	19	2	14	0	13	0	24	0	18
05:15	0	17	0	15	0	16	0	21	0	10	0	16
05:30	1	19	1	19	0	18	0	22	0	16	0	19
05:45	0	13	2	8	1	15	1	11	2	21	1	14
06:00	2	13	2	15	1	15	0	12	0	13	1	14
06:15	2	6	2	12	1	13	4	11	1	15	2	11
06:30	2	15	1	13	0	17	3	17	3	18	2	16
06:45	2	15	2	11	2	15	3	19	1	12	2	14
07:00	5	7	2	21	3	13	3	11	3	19	3	14
07:15	3	6	3	16	6	12	5	10	8	15	5	12
07:30	11	8	9	19	10	14	6	7	10	15	9	13
07:45	13	10	9	8	10	6	16	7	14	10	12	8
08:00	15	8	26	9	12	8	13	9	17	12	17	9
08:15	14	2	11	6	8	5	5	4	4	8	8	5
08:30	8	10	15	8	14	3	14	2	13	8	13	6
08:45	9	3	10	6	20	2	10	1	12	8	12	4
09:00	14	5	10	7	14	5	7	8	11	0	11	5
09:15	3	2	8	4	10	3	14	6	11	7	9	4
09:30	6	5	6	3	12	1	11	2	6	5	8	3
09:45	11	4	8	2	8	4	6	2	11	4	9	3
10:00	15	4	3	2	8	2	9	5	11	4	9	3
10:15	5	2	4	3	5	1	11	1	16	3	8	2
10:30	4	5	10	5	8	6	6	2	6	0	7	4
10:45	10	2	13	1	5	0	12	2	11	2	10	1
11:00	11	1	13	3	14	1	5	3	11	0	11	2
11:15	8	0	6	0	8	3	13	2	9	2	9	1
11:30	6	0	5	0	7	2	6	2	4	3	6	1
11:45	6	1	14	0	6	0	5	2	11	2	8	1
<b>Totals</b>	<b>193</b>	<b>415</b>	<b>199</b>	<b>437</b>	<b>198</b>	<b>431</b>	<b>190</b>	<b>425</b>	<b>212</b>	<b>518</b>	<b>198</b>	<b>445</b>
<b>Day Total</b>	<b>608</b>		<b>636</b>		<b>629</b>		<b>615</b>		<b>730</b>		<b>644</b>	
<b>AM Pct</b>	31.7%		31.3%		31.5%		30.9%		29.0%		30.8%	
Peak Hour	9:00	18:30	9:00	18:15	9:00	18:30	9:00	18:30	8:45	17:30	9:00	18:30
Peak Volume	712	342	778	436	773	493	746	397	752	389	749	400
P.H.F	0.9368	0.9396	0.8493	0.9561	0.9159	0.9337	0.9279	0.8941	0.9495	0.8037	0.9512	0.9496

**AECOM**

<b>7:00-8:00 AM</b>	32	23	29	30	35	30
<b>7:15-8:15 AM</b>	42	47	38	40	49	43
<b>7:30-8:30 AM</b>	53	55	40	40	45	47
<b>7:45-8:45 AM</b>	50	61	44	48	48	50
<b>8:00-9:00 AM</b>	46	62	54	42	46	50

<b>4:00-5:00 PM</b>	47	54	56	56	63	55
<b>4:15-5:15 PM</b>	59	61	61	57	69	61
<b>4:30-5:30 PM</b>	67	63	60	69	62	64
<b>4:45-5:45 PM</b>	64	64	58	68	60	63
<b>5:00-6:00 PM</b>	70	61	63	67	71	66

Client: AECOM  
 File Number:  
 Route: Wellesley St  
 Location: Between Olmsted Rd & Stanford Ave

Site Ref: 10  
 Direction: WB

Count Date Count Time	10/23/2023		10/24/2023		10/25/2023		10/26/2023		10/27/2023		Average	
	AM	PM	AM	PM	AM	PM	AM	PM	AM	PM	AM	PM
00:00	1	4	0	4	1	3	2	8	3	6	1	5
00:15	0	9	1	6	0	6	0	3	2	4	1	6
00:30	1	9	1	5	0	2	0	3	1	6	1	5
00:45	0	7	0	3	0	7	1	6	1	10	0	7
01:00	1	5	0	3	0	6	0	2	2	9	1	5
01:15	3	2	1	6	0	5	1	2	2	8	1	5
01:30	0	2	1	7	1	5	0	8	0	6	0	6
01:45	0	9	0	2	1	7	0	5	0	9	0	6
02:00	1	3	0	4	0	6	1	9	0	7	0	6
02:15	1	4	0	5	0	7	0	2	0	8	0	5
02:30	0	6	0	2	1	2	0	6	0	7	0	5
02:45	0	9	0	2	0	5	0	8	0	5	0	6
03:00	0	4	0	2	0	2	0	1	0	6	0	3
03:15	0	2	0	6	0	5	0	3	0	2	0	4
03:30	1	3	0	10	0	6	0	5	0	11	0	7
03:45	0	3	0	2	0	5	0	7	0	6	0	5
04:00	0	5	0	6	0	3	0	4	0	5	0	5
04:15	0	9	0	3	0	5	0	8	0	6	0	6
04:30	0	4	0	9	0	6	0	8	1	7	0	7
04:45	0	9	0	5	0	10	0	6	0	5	0	7
05:00	0	7	0	5	0	7	0	6	0	3	0	6
05:15	0	3	0	12	1	5	0	8	0	8	0	7
05:30	0	4	0	8	0	12	0	8	0	11	0	9
05:45	0	5	0	15	2	9	0	7	1	10	1	9
06:00	1	8	1	11	2	11	1	8	0	15	1	11
06:15	2	13	1	8	2	8	2	12	1	12	2	11
06:30	0	10	4	11	1	8	0	12	2	7	1	10
06:45	3	4	0	8	1	7	1	13	2	11	1	9
07:00	3	17	0	9	1	10	1	7	0	8	1	10
07:15	1	13	0	10	3	9	2	11	1	9	1	10
07:30	2	8	3	4	1	4	2	9	5	14	3	8
07:45	4	7	4	8	5	9	2	8	3	11	4	9
08:00	1	4	4	5	5	11	3	8	5	15	4	9
08:15	5	4	6	7	7	14	6	9	3	16	5	10
08:30	4	6	1	7	4	3	6	10	2	8	3	7
08:45	2	6	1	7	4	6	2	9	5	8	3	7
09:00	4	7	2	4	6	6	4	10	9	9	5	7
09:15	3	7	2	5	3	3	2	9	3	8	3	6
09:30	1	7	5	4	4	4	0	4	4	11	3	6
09:45	4	7	9	5	6	7	9	5	8	7	7	6
10:00	6	5	3	8	3	5	5	8	3	9	4	7
10:15	4	1	1	3	6	3	8	4	7	5	5	3
10:30	6	6	5	2	2	4	1	3	6	4	4	4
10:45	8	0	5	2	2	2	2	3	3	5	4	2
11:00	6	2	6	1	3	0	2	0	7	6	5	2
11:15	6	2	4	1	7	1	5	3	7	3	6	2
11:30	3	0	1	5	6	2	4	2	5	5	4	3
11:45	4	3	3	1	8	2	5	2	8	3	6	2
<b>Totals</b>	<b>92</b>	<b>274</b>	<b>75</b>	<b>268</b>	<b>99</b>	<b>275</b>	<b>80</b>	<b>302</b>	<b>112</b>	<b>374</b>	<b>92</b>	<b>299</b>
<b>Day Total</b>	<b>366</b>	<b>343</b>	<b>374</b>	<b>382</b>	<b>486</b>	<b>390</b>						
<b>AM Pct</b>	25.1%	21.9%	26.5%	20.9%	23.0%	23.5%						
Peak Hour	9:00	18:30	9:00	18:15	9:00	18:30	9:00	18:30	8:45	17:30	9:00	18:30
Peak Volume	712	342	778	436	773	493	746	397	752	389	749	400
P.H.F	0.9368	0.9396	0.8493	0.9561	0.9159	0.9337	0.9279	0.8941	0.9495	0.8037	0.9512	0.9496

**AECOM**

7:00-8:00 AM	10	7	10	7	9	9
7:15-8:15 AM	8	11	14	9	14	11
7:30-8:30 AM	12	17	18	13	16	15
7:45-8:45 AM	14	15	21	17	13	16
8:00-9:00 AM	12	12	20	17	15	15

4:00-5:00 PM	27	23	24	26	23	25
4:15-5:15 PM	29	22	28	28	21	26
4:30-5:30 PM	23	31	28	28	23	27
4:45-5:45 PM	23	30	34	28	27	28
5:00-6:00 PM	19	40	33	29	32	31

Client: AECOM  
 File Number:  
 Route: Wellesley St  
 Location: Between Olmsted Rd & Stanford Ave

Site Ref: 10  
 Direction: EB

Count Date	10/23/2023		10/24/2023		10/25/2023		10/26/2023		10/27/2023		Average	
Count Time	AM	PM	AM	PM	AM	PM	AM	PM	AM	PM	AM	PM
00:00	0	9	1	9	1	5	0	6	2	5	1	7
00:15	0	6	2	3	0	7	0	5	2	6	1	5
00:30	0	4	0	5	0	4	0	7	1	6	0	5
00:45	0	11	0	6	0	5	1	4	3	6	1	6
01:00	1	4	0	4	0	3	0	5	0	7	0	5
01:15	0	4	0	6	1	2	0	2	1	7	0	4
01:30	0	2	0	8	0	3	1	3	1	4	0	4
01:45	0	6	0	3	1	9	0	10	0	6	0	7
02:00	1	5	0	6	2	5	0	2	0	4	1	4
02:15	1	6	1	5	0	8	0	9	0	8	0	7
02:30	0	4	0	3	0	2	0	5	1	6	0	4
02:45	0	5	0	5	1	7	0	6	0	8	0	6
03:00	0	8	0	5	0	8	0	9	0	8	0	8
03:15	0	2	0	8	0	7	0	9	0	9	0	7
03:30	0	2	0	6	0	3	0	3	2	5	0	4
03:45	0	10	1	3	0	5	0	5	0	6	0	6
04:00	0	6	0	11	1	10	0	5	0	9	0	8
04:15	0	4	0	7	0	3	0	5	1	6	0	5
04:30	0	8	0	9	0	11	0	7	1	8	0	9
04:45	0	5	0	6	0	7	0	9	0	7	0	7
05:00	0	9	0	8	0	8	0	7	0	12	0	9
05:15	0	5	0	5	1	15	0	6	0	10	0	8
05:30	0	7	1	11	0	13	0	12	0	14	0	11
05:45	1	9	0	7	2	10	0	8	0	17	1	10
06:00	2	4	1	10	0	10	0	8	1	14	1	9
06:15	1	13	1	6	2	14	1	13	0	17	1	13
06:30	3	10	1	11	0	10	2	15	2	8	2	11
06:45	3	10	0	16	0	4	1	11	3	9	1	10
07:00	4	7	3	10	4	8	3	11	2	5	3	8
07:15	2	12	3	9	5	8	3	11	2	4	3	9
07:30	3	9	5	5	4	8	2	6	3	15	3	9
07:45	3	7	8	7	2	7	6	5	4	10	5	7
08:00	2	2	7	0	4	5	5	5	3	14	4	5
08:15	11	3	6	6	4	5	5	5	9	10	7	6
08:30	8	5	4	2	5	10	9	6	8	8	7	6
08:45	5	7	5	5	9	6	7	7	10	5	7	6
09:00	4	4	4	4	9	4	6	3	6	5	6	4
09:15	11	4	5	2	6	1	6	7	7	2	7	3
09:30	5	7	4	3	5	2	4	5	4	13	4	6
09:45	7	2	3	3	3	3	6	7	2	5	4	4
10:00	2	6	3	2	6	3	5	4	6	5	4	4
10:15	6	5	5	2	1	3	3	5	4	5	4	4
10:30	5	1	3	4	4	3	6	3	6	2	5	3
10:45	6	0	6	1	8	0	2	4	6	4	6	2
11:00	7	1	1	1	2	1	2	3	7	2	4	2
11:15	4	2	0	2	1	0	5	4	6	1	3	2
11:30	2	2	3	4	4	2	7	2	5	4	4	3
11:45	6	2	6	1	3	1	5	3	6	4	5	2
<b>Totals</b>	<b>116</b>	<b>266</b>	<b>93</b>	<b>265</b>	<b>101</b>	<b>278</b>	<b>103</b>	<b>302</b>	<b>127</b>	<b>355</b>	<b>108</b>	<b>293</b>
<b>Day Total</b>	<b>382</b>		<b>358</b>		<b>379</b>		<b>405</b>		<b>482</b>		<b>401</b>	
<b>AM Pct</b>	<b>30.4%</b>		<b>26.0%</b>		<b>26.6%</b>		<b>25.4%</b>		<b>26.3%</b>		<b>26.9%</b>	
Peak Hour	9:00	18:30	9:00	18:15	9:00	18:30	9:00	18:30	8:45	17:30	9:00	18:30
Peak Volume	712	342	778	436	773	493	746	397	752	389	749	400
P.H.F	0.9368	0.9396	0.8493	0.9561	0.9159	0.9337	0.9279	0.8941	0.9495	0.8037	0.9512	0.9496

**AECOM**

<b>7:00-8:00 AM</b>	12	19	15	14	11	14
<b>7:15-8:15 AM</b>	10	23	15	16	12	15
<b>7:30-8:30 AM</b>	19	26	14	18	19	19
<b>7:45-8:45 AM</b>	24	25	15	25	24	23
<b>8:00-9:00 AM</b>	26	22	22	26	30	25

<b>4:00-5:00 PM</b>	23	33	31	26	30	29
<b>4:15-5:15 PM</b>	26	30	29	28	33	29
<b>4:30-5:30 PM</b>	27	28	41	29	37	32
<b>4:45-5:45 PM</b>	26	30	43	34	43	35
<b>5:00-6:00 PM</b>	30	31	46	33	53	39

Client: AECOM  
 File Number:  
 Route: Oberlin St  
 Location: Between Olmsted Rd & Stanford Ave

Site Ref: 11  
 Direction: WB

Count Date	10/23/2023		10/24/2023		10/25/2023		10/26/2023		10/27/2023		Average	
Count Time	AM	PM	AM	PM	AM	PM	AM	PM	AM	PM	AM	PM
00:00	1	3	2	5	0	6	1	3	1	0	1	3
00:15	0	3	1	2	0	4	2	6	0	4	1	4
00:30	0	2	0	1	1	2	0	6	1	4	0	3
00:45	0	1	0	3	2	3	0	3	1	2	1	2
01:00	0	4	0	2	1	10	1	4	0	3	0	5
01:15	0	4	1	2	1	10	1	1	1	3	1	4
01:30	1	3	0	6	0	5	0	2	0	1	0	3
01:45	0	4	0	3	0	4	0	6	0	6	0	5
02:00	0	9	0	11	0	1	0	13	0	9	0	9
02:15	0	5	1	8	1	3	1	6	0	3	1	5
02:30	0	5	0	4	0	0	0	2	0	5	0	3
02:45	0	9	0	2	0	5	0	5	0	8	0	6
03:00	0	2	0	2	0	1	0	2	0	2	0	2
03:15	0	5	0	1	0	2	0	5	1	6	0	4
03:30	0	5	0	3	0	1	0	5	1	1	0	3
03:45	0	4	1	2	2	3	0	3	0	2	1	3
04:00	0	2	0	6	1	3	0	8	0	5	0	5
04:15	1	3	0	2	0	3	0	1	0	6	0	3
04:30	0	2	0	4	0	5	0	2	0	4	0	3
04:45	0	5	0	5	0	3	1	1	0	4	0	4
05:00	0	5	0	6	1	6	1	4	1	9	1	6
05:15	0	5	2	6	0	6	0	3	0	7	0	5
05:30	1	6	1	8	3	3	1	8	2	6	2	6
05:45	2	5	1	3	0	5	3	3	1	11	1	5
06:00	3	5	3	4	0	6	0	7	1	10	1	6
06:15	1	5	1	1	2	7	4	10	0	5	2	6
06:30	4	4	1	8	1	5	0	3	1	5	1	5
06:45	0	4	0	6	1	2	1	8	2	7	1	5
07:00	4	6	2	5	3	1	4	7	6	8	4	5
07:15	2	6	4	3	2	4	3	6	2	4	3	5
07:30	6	3	2	3	2	3	6	3	3	7	4	4
07:45	25	1	24	4	26	6	17	6	19	6	22	5
08:00	40	2	43	2	37	1	47	6	33	5	40	3
08:15	3	5	3	2	0	2	6	2	5	4	3	3
08:30	2	5	3	2	2	1	3	2	1	2	2	2
08:45	2	1	6	5	6	2	8	3	5	6	5	3
09:00	3	5	3	2	5	2	4	4	4	4	4	3
09:15	6	2	2	4	4	2	5	4	8	4	5	3
09:30	6	1	4	2	6	1	2	3	2	1	4	2
09:45	1	1	1	2	2	3	2	3	3	2	2	2
10:00	2	1	2	1	0	2	0	1	1	4	1	2
10:15	4	1	2	1	2	1	4	1	1	5	3	2
10:30	1	0	2	3	0	1	2	2	3	2	2	2
10:45	2	0	1	3	1	1	2	3	4	2	2	2
11:00	1	0	2	0	4	1	1	4	3	1	2	1
11:15	3	1	2	1	3	0	2	2	3	0	3	1
11:30	1	0	0	1	1	1	5	0	6	0	3	0
11:45	1	1	8	0	0	0	2	0	5	3	3	1
<b>Totals</b>	<b>129</b>	<b>161</b>	<b>131</b>	<b>162</b>	<b>123</b>	<b>149</b>	<b>142</b>	<b>192</b>	<b>131</b>	<b>208</b>	<b>131</b>	<b>174</b>
<b>Day Total</b>	<b>290</b>		<b>293</b>		<b>272</b>		<b>334</b>		<b>339</b>		<b>306</b>	
<b>AM Pct</b>	44.5%		44.7%		45.2%		42.5%		38.6%		42.9%	
Peak Hour	9:00	18:30	9:00	18:15	9:00	18:30	9:00	18:30	8:45	17:30	9:00	18:30
Peak Volume	712	342	778	436	773	493	746	397	752	389	749	400
P.H.F	0.9368	0.9396	0.8493	0.9561	0.9159	0.9337	0.9279	0.8941	0.9495	0.8037	0.9512	0.9496

**AECOM**

<b>7:00-8:00 AM</b>	37	32	33	30	30	32
<b>7:15-8:15 AM</b>	73	73	67	73	57	69
<b>7:30-8:30 AM</b>	74	72	65	76	60	69
<b>7:45-8:45 AM</b>	70	73	65	73	58	68
<b>8:00-9:00 AM</b>	47	55	45	64	44	51

<b>4:00-5:00 PM</b>	12	17	14	12	19	15
<b>4:15-5:15 PM</b>	15	17	17	8	23	16
<b>4:30-5:30 PM</b>	17	21	20	10	24	18
<b>4:45-5:45 PM</b>	21	25	18	16	26	21
<b>5:00-6:00 PM</b>	21	23	20	18	33	23



Client: AECOM  
 File Number:  
 Route: Oberlin St  
 Location: Between Olmsted Rd & Stanford Ave

Site Ref: 11  
 Direction: EB

Count Date	10/23/2023		10/24/2023		10/25/2023		10/26/2023		10/27/2023		Average	
Count Time	AM	PM	AM	PM	AM	PM	AM	PM	AM	PM	AM	PM
00:00	1	8	1	4	0	6	1	7	0	7	1	6
00:15	0	7	0	3	0	3	0	2	0	1	0	3
00:30	0	2	1	4	2	5	0	5	0	6	1	4
00:45	0	2	0	4	2	1	0	2	0	4	0	3
01:00	0	3	0	9	0	10	1	4	0	5	0	6
01:15	1	5	0	5	0	2	0	3	1	2	0	3
01:30	0	4	1	3	0	9	0	7	0	3	0	5
01:45	0	2	0	3	0	4	0	0	0	4	0	3
02:00	0	2	0	3	0	4	0	8	0	5	0	4
02:15	0	8	0	10	0	5	0	8	0	8	0	8
02:30	0	6	1	7	0	6	2	2	0	4	1	5
02:45	0	5	0	7	0	3	0	8	0	11	0	7
03:00	0	3	0	5	0	4	0	5	0	4	0	4
03:15	0	8	0	3	0	5	0	12	0	4	0	6
03:30	2	4	0	3	0	3	0	3	0	2	0	3
03:45	0	5	0	3	1	3	0	5	0	4	0	4
04:00	0	8	0	4	0	8	0	7	0	5	0	6
04:15	0	11	0	6	0	3	0	5	0	9	0	7
04:30	0	6	1	9	0	5	0	6	0	6	0	6
04:45	0	5	0	2	0	4	0	5	0	5	0	4
05:00	0	13	0	8	0	6	1	11	1	9	0	9
05:15	0	5	0	7	0	9	0	5	0	9	0	7
05:30	0	5	0	5	0	5	0	6	0	7	0	6
05:45	0	5	0	5	1	3	0	10	0	10	0	7
06:00	1	6	1	8	0	7	0	8	0	7	0	7
06:15	1	8	0	8	0	1	1	5	0	9	0	6
06:30	0	1	0	7	2	2	0	8	0	6	0	5
06:45	0	3	0	4	0	2	2	6	1	8	1	5
07:00	1	2	0	4	0	5	1	1	1	6	1	4
07:15	3	2	2	4	2	5	3	6	2	12	2	6
07:30	1	2	2	3	5	1	6	7	5	5	4	4
07:45	5	1	6	7	4	2	7	3	1	14	5	5
08:00	8	1	11	1	12	2	11	3	5	5	9	2
08:15	9	3	10	3	8	5	15	4	10	3	10	4
08:30	4	3	6	2	6	1	5	2	6	2	5	2
08:45	3	3	3	5	1	1	4	3	4	3	3	3
09:00	8	2	2	2	6	0	3	3	5	2	5	2
09:15	7	4	5	1	4	2	5	4	2	2	5	3
09:30	5	0	2	3	2	1	7	3	4	0	4	1
09:45	1	1	7	1	6	0	3	2	3	1	4	1
10:00	3	2	5	0	1	2	5	3	3	3	3	2
10:15	2	1	1	1	6	2	1	2	3	0	3	1
10:30	1	2	3	3	4	1	8	1	5	2	4	2
10:45	2	0	3	1	5	0	3	2	4	4	3	1
11:00	0	0	2	0	3	1	2	1	3	1	2	1
11:15	4	0	2	0	6	1	3	2	3	0	4	1
11:30	3	0	4	1	5	1	3	0	8	2	5	1
11:45	3	2	2	0	4	0	2	2	8	2	4	1
<b>Totals</b>	<b>79</b>	<b>181</b>	<b>84</b>	<b>191</b>	<b>98</b>	<b>161</b>	<b>105</b>	<b>219</b>	<b>88</b>	<b>233</b>	<b>91</b>	<b>197</b>
<b>Day Total</b>	<b>260</b>	<b>275</b>	<b>275</b>	<b>259</b>	<b>259</b>	<b>161</b>	<b>324</b>	<b>219</b>	<b>321</b>	<b>233</b>	<b>91</b>	<b>197</b>
<b>AM Pct</b>	<b>30.4%</b>	<b>30.5%</b>	<b>30.5%</b>	<b>37.8%</b>	<b>37.8%</b>	<b>32.4%</b>	<b>32.4%</b>	<b>27.4%</b>	<b>27.4%</b>	<b>31.5%</b>	<b>31.5%</b>	<b>31.5%</b>
Peak Hour	9:00	18:30	9:00	18:15	9:00	18:30	9:00	18:30	8:45	17:30	9:00	18:30
Peak Volume	712	342	778	436	773	493	746	397	752	389	749	400
P.H.F	0.9368	0.9396	0.8493	0.9561	0.9159	0.9337	0.9279	0.8941	0.9495	0.8037	0.9512	0.9496

**AECOM**

<b>7:00-8:00 AM</b>	10	10	11	17	9	11
<b>7:15-8:15 AM</b>	17	21	23	27	13	20
<b>7:30-8:30 AM</b>	23	29	29	39	21	28
<b>7:45-8:45 AM</b>	26	33	30	38	22	30
<b>8:00-9:00 AM</b>	24	30	27	35	25	28

<b>4:00-5:00 PM</b>	30	21	20	23	25	24
<b>4:15-5:15 PM</b>	35	25	18	27	29	27
<b>4:30-5:30 PM</b>	29	26	24	27	29	27
<b>4:45-5:45 PM</b>	28	22	24	27	30	26
<b>5:00-6:00 PM</b>	28	25	23	32	35	29

Client: AECOM  
 File Number:  
 Route: Olmsted Rd  
 Location: North of Escondido Rd

Site Ref: 12  
 Direction: NB

Count Date	10/23/2023		10/24/2023		10/25/2023		10/26/2023		10/27/2023		Average	
Count Time	AM	PM	AM	PM	AM	PM	AM	PM	AM	PM	AM	PM
00:00	0	1	0	0	0	1	0	2	1	3	0	1
00:15	0	1	0	1	0	3	0	4	0	2	0	2
00:30	0	2	0	4	0	9	0	4	0	5	0	5
00:45	0	2	0	1	0	5	0	3	0	5	0	3
01:00	0	1	1	3	0	14	0	4	0	1	0	5
01:15	0	0	0	2	0	8	0	4	0	1	0	3
01:30	0	4	0	1	0	7	0	5	0	0	0	3
01:45	0	5	0	7	0	1	0	7	0	2	0	4
02:00	0	9	0	7	0	3	0	15	0	7	0	8
02:15	0	10	0	6	0	2	0	9	0	10	0	7
02:30	0	3	0	4	0	1	0	3	0	6	0	3
02:45	0	4	0	4	0	2	0	7	0	3	0	4
03:00	0	1	0	2	0	1	0	1	0	3	0	2
03:15	0	0	0	0	0	1	0	2	0	1	0	1
03:30	0	5	0	3	0	0	0	2	0	0	0	2
03:45	0	6	0	9	0	5	0	4	0	6	0	6
04:00	0	3	0	5	0	2	0	2	1	3	0	3
04:15	0	3	0	1	0	3	0	3	1	5	0	3
04:30	0	2	0	3	0	1	0	3	0	3	0	2
04:45	0	3	0	2	0	3	0	3	0	2	0	3
05:00	0	1	0	2	0	3	0	4	0	4	0	3
05:15	0	4	0	4	0	5	0	1	0	9	0	5
05:30	0	3	0	4	0	5	0	4	0	16	0	6
05:45	0	4	0	3	0	3	0	2	0	10	0	4
06:00	0	2	1	3	1	6	1	6	0	9	1	5
06:15	0	3	1	3	1	1	1	5	2	4	1	3
06:30	1	3	0	2	1	2	1	2	1	12	1	4
06:45	0	1	0	1	1	2	1	0	0	1	0	1
07:00	5	4	4	2	7	0	9	0	3	5	6	2
07:15	1	2	3	1	2	2	11	2	2	4	4	2
07:30	6	5	6	2	3	0	13	1	3	3	6	2
07:45	2	0	7	1	4	1	4	0	1	2	4	1
08:00	19	1	13	1	11	1	13	1	13	2	14	13
08:15	6	0	5	1	4	0	11	0	7	0	7	0
08:30	1	0	2	0	2	0	5	2	5	2	3	1
08:45	7	1	2	2	4	0	6	1	7	0	5	1
09:00	1	1	3	1	6	2	5	0	3	0	4	1
09:15	2	0	1	0	2	0	4	1	8	2	3	1
09:30	2	1	0	2	0	1	0	1	0	0	0	1
09:45	1	2	2	1	1	0	0	0	0	0	1	1
10:00	1	0	1	0	0	0	0	0	0	1	0	0
10:15	2	1	0	1	1	0	3	1	3	0	2	1
10:30	1	0	1	1	2	1	6	0	2	0	2	0
10:45	2	1	6	0	4	1	4	0	1	2	3	1
11:00	10	0	10	1	9	0	14	3	13	2	11	1
11:15	13	1	6	0	5	0	8	0	10	0	8	0
11:30	0	1	4	1	3	0	6	0	9	1	4	1
11:45	0	1	2	0	4	0	2	1	15	0	5	0
<b>Totals</b>	<b>83</b>	<b>108</b>	<b>81</b>	<b>105</b>	<b>78</b>	<b>108</b>	<b>128</b>	<b>125</b>	<b>111</b>	<b>159</b>	<b>96</b>	<b>121</b>
<b>Day Total</b>	<b>191</b>		<b>186</b>		<b>186</b>		<b>253</b>		<b>270</b>		<b>217</b>	

<b>AM Pct</b>	43.5%		43.5%		41.9%		50.6%		41.1%		44.3%	
<b>Peak Hour</b>	9:00	18:30	9:00	18:15	9:00	18:30	9:00	18:30	8:45	17:30	9:00	18:30
<b>Peak Volume</b>	712	342	778	436	773	493	746	397	752	389	749	400
<b>P.H.F</b>	0.9368	0.9396	0.8493	0.9561	0.9159	0.9337	0.9279	0.8941	0.9495	0.8037	0.9512	0.9496

**AECOM**

<b>7:00-8:00 AM</b>	14	20	16	37	9	19
<b>7:15-8:15 AM</b>	28	29	20	41	19	27
<b>7:30-8:30 AM</b>	33	31	22	41	24	30
<b>7:45-8:45 AM</b>	28	27	21	33	26	27
<b>8:00-9:00 AM</b>	33	22	21	35	32	29

<b>4:00-5:00 PM</b>	11	11	9	11	13	11
<b>4:15-5:15 PM</b>	9	8	10	13	14	11
<b>4:30-5:30 PM</b>	10	11	12	11	18	12
<b>4:45-5:45 PM</b>	11	12	16	12	31	16
<b>5:00-6:00 PM</b>	12	13	16	11	39	18

Client: AECOM  
 File Number:  
 Route: Olmsted Rd  
 Location: North of Escondido Rd

Site Ref: 12  
 Direction: SB

Count Date	10/23/2023		10/24/2023		10/25/2023		10/26/2023		10/27/2023		Average	
Count Time	AM	PM	AM	PM	AM	PM	AM	PM	AM	PM	AM	PM
00:00	0	1	0	4	0	3	0	2	0	7	0	3
00:15	0	4	0	0	0	5	0	4	0	3	0	3
00:30	0	2	0	2	0	1	0	4	0	2	0	2
00:45	1	4	0	6	0	9	0	3	0	6	0	6
01:00	0	3	0	3	0	8	0	4	1	5	0	5
01:15	0	3	0	3	0	29	0	2	0	0	0	7
01:30	0	3	0	4	0	12	0	4	0	0	0	5
01:45	0	3	0	3	0	6	0	6	0	3	0	4
02:00	1	8	0	8	0	0	0	19	0	6	0	8
02:15	0	14	0	18	0	1	0	12	0	10	0	11
02:30	0	6	0	6	0	0	0	2	0	8	0	4
02:45	0	7	0	2	0	1	0	7	0	5	0	4
03:00	0	5	0	2	0	4	0	3	0	2	0	3
03:15	0	5	0	0	0	6	0	2	0	2	0	3
03:30	0	3	0	3	0	2	0	6	0	6	0	4
03:45	0	6	0	5	1	1	0	4	0	5	0	4
04:00	0	5	0	7	0	5	0	11	0	8	0	7
04:15	0	8	0	5	0	5	0	6	0	8	0	6
04:30	0	3	0	4	0	4	0	5	0	1	0	3
04:45	0	9	0	10	0	3	0	5	0	5	0	6
05:00	0	6	0	9	0	3	0	5	1	6	0	6
05:15	0	2	1	2	0	3	0	5	0	7	0	4
05:30	0	3	1	4	2	3	1	1	1	8	1	4
05:45	2	2	1	6	0	3	2	1	1	7	1	4
06:00	0	2	1	4	0	3	0	4	0	2	0	3
06:15	1	2	2	1	2	2	2	1	0	6	1	2
06:30	0	2	1	1	1	1	2	2	0	3	1	2
06:45	1	1	0	3	1	0	0	2	1	4	1	2
07:00	3	1	1	1	1	0	0	0	1	9	1	2
07:15	0	1	2	1	1	0	2	2	0	9	1	3
07:30	1	1	1	2	0	3	3	1	3	4	2	2
07:45	16	1	19	0	21	1	8	1	14	7	16	2
08:00	40	1	41	0	42	0	44	1	36	4	41	1
08:15	8	0	6	0	4	2	11	0	4	3	7	1
08:30	3	0	3	1	4	0	5	1	7	0	4	0
08:45	6	1	10	3	3	0	12	0	7	1	8	1
09:00	1	1	3	0	5	0	8	1	4	0	4	0
09:15	8	0	2	0	8	1	6	1	12	1	7	1
09:30	3	1	2	0	2	0	2	0	12	0	4	0
09:45	1	1	1	0	5	1	1	0	2	1	2	1
10:00	2	0	5	1	2	1	0	0	2	0	2	0
10:15	2	1	2	1	2	0	5	0	1	1	2	1
10:30	1	0	1	2	1	1	4	0	1	1	2	1
10:45	2	0	2	0	2	0	2	1	3	0	2	0
11:00	4	0	3	1	1	0	9	0	2	0	4	0
11:15	6	1	3	0	2	0	5	2	4	0	4	1
11:30	0	0	5	0	5	0	9	0	7	0	5	0
11:45	9	1	11	0	5	0	6	0	16	2	9	1
<b>Totals</b>	<b>122</b>	<b>134</b>	<b>130</b>	<b>138</b>	<b>123</b>	<b>133</b>	<b>149</b>	<b>143</b>	<b>143</b>	<b>178</b>	<b>133</b>	<b>145</b>
<b>Day Total</b>	<b>256</b>		<b>268</b>		<b>256</b>		<b>292</b>		<b>321</b>		<b>279</b>	

<b>AM Pct</b>	47.7%		48.5%		48.0%		51.0%		44.5%		47.9%	
<b>Peak Hour</b>	9:00	18:30	9:00	18:15	9:00	18:30	9:00	18:30	8:45	17:30	9:00	18:30
<b>Peak Volume</b>	712	342	778	436	773	493	746	397	752	389	749	400
<b>P.H.F</b>	0.9368	0.9396	0.8493	0.9561	0.9159	0.9337	0.9279	0.8941	0.9495	0.8037	0.9512	0.9496

<b>AECOM</b>												
<b>7:00-8:00 AM</b>	20		23		23		13		18		19	
<b>7:15-8:15 AM</b>	57		63		64		57		53		59	
<b>7:30-8:30 AM</b>	65		67		67		66		57		64	
<b>7:45-8:45 AM</b>	67		69		71		68		61		67	
<b>8:00-9:00 AM</b>	57		60		53		72		54		59	

<b>4:00-5:00 PM</b>	25		26		17		27		22		23	
<b>4:15-5:15 PM</b>	26		28		15		21		20		22	
<b>4:30-5:30 PM</b>	20		25		13		20		19		19	
<b>4:45-5:45 PM</b>	20		25		12		16		26		20	
<b>5:00-6:00 PM</b>	13		21		12		12		28		17	

Client: AECOM

File Number:

Route: Bowdoin St

Location: Between Stanford Ave & Pine Hill Rd

Site Ref: 13  
Direction: WB

Count Date	10/23/2023		10/24/2023		10/25/2023		10/26/2023		10/27/2023		Average	
	AM	PM	AM	PM	AM	PM	AM	PM	AM	PM	AM	PM
00:00	14	49	8	56	5	47	4	58	10	51	8	52
00:15	3	48	8	63	0	38	5	47	7	57	5	51
00:30	6	56	1	49	6	47	3	59	4	57	4	54
00:45	5	56	4	43	4	50	6	45	6	47	5	48
01:00	0	50	2	47	4	49	2	47	4	47	2	48
01:15	5	46	0	36	3	55	3	41	5	55	3	47
01:30	4	32	5	28	1	38	2	48	1	58	3	41
01:45	0	38	2	44	1	39	1	42	0	71	1	47
02:00	2	48	1	41	1	45	2	38	2	44	2	43
02:15	0	49	0	33	2	44	0	49	0	60	0	47
02:30	1	47	0	40	1	40	1	45	1	49	1	44
02:45	1	51	2	43	1	55	1	51	1	69	1	54
03:00	2	35	1	42	2	46	0	47	0	56	1	45
03:15	3	39	2	52	3	59	2	39	3	50	3	48
03:30	2	40	0	46	0	47	1	55	1	60	1	50
03:45	2	66	2	57	2	37	1	61	2	53	2	55
04:00	2	49	4	69	3	50	2	59	4	62	3	58
04:15	1	70	3	69	5	54	2	59	2	72	3	65
04:30	6	52	4	65	3	61	7	56	7	73	5	61
04:45	7	60	13	62	18	70	16	54	14	78	14	65
05:00	22	70	10	44	9	83	16	69	12	80	14	69
05:15	17	67	20	71	11	56	18	103	17	83	17	76
05:30	34	60	35	86	33	79	41	80	30	70	35	75
05:45	60	68	58	72	68	73	52	68	67	66	61	69
06:00	44	53	60	79	54	77	57	59	46	66	52	67
06:15	46	56	37	59	52	47	49	69	38	64	44	59
06:30	47	33	46	44	48	45	41	63	51	60	47	49
06:45	45	35	50	50	43	65	49	73	41	73	46	59
07:00	49	27	41	53	37	48	41	56	35	64	41	50
07:15	55	34	59	48	75	33	46	47	52	61	57	45
07:30	81	26	76	33	80	34	74	45	66	64	75	40
07:45	81	33	96	36	99	47	88	49	84	77	90	48
08:00	93	22	101	22	100	34	96	26	88	52	96	31
08:15	92	24	96	23	90	28	102	35	92	44	94	31
08:30	102	30	120	32	97	28	122	36	115	45	111	34
08:45	110	38	137	30	118	35	105	44	110	49	116	39
09:00	69	29	104	21	104	28	90	31	84	40	90	30
09:15	85	24	94	29	96	21	78	21	90	24	89	24
09:30	79	15	77	24	79	27	71	27	87	35	79	26
09:45	72	18	63	16	69	17	75	20	82	44	72	23
10:00	76	15	58	17	68	16	60	11	68	33	66	18
10:15	55	11	54	17	57	13	58	18	59	48	57	21
10:30	51	12	54	18	54	9	58	19	48	38	53	19
10:45	56	8	70	13	69	16	72	12	58	20	65	14
11:00	51	9	62	9	65	5	59	17	48	13	57	11
11:15	43	6	43	7	68	9	57	7	59	20	54	10
11:30	45	4	46	4	54	4	58	8	61	10	53	6
11:45	63	8	68	3	78	5	70	7	77	15	71	8
<b>Totals</b>	<b>1789</b>	<b>1816</b>	<b>1897</b>	<b>1945</b>	<b>1940</b>	<b>1953</b>	<b>1864</b>	<b>2120</b>	<b>1839</b>	<b>2527</b>	<b>1866</b>	<b>2072</b>
<b>Day Total</b>	<b>3605</b>		<b>3842</b>		<b>3893</b>		<b>3984</b>		<b>4366</b>		<b>3938</b>	

<b>AM Pct</b>	49.6%		49.4%		49.8%		46.8%		42.1%		47.4%	
<b>Peak Hour</b>	9:00	18:30	9:00	18:15	9:00	18:30	9:00	18:30	8:45	17:30	9:00	18:30
<b>Peak Volume</b>	712	342	778	436	773	493	746	397	752	389	749	400
<b>P.H.F</b>	0.9368	0.9396	0.8493	0.9561	0.9159	0.9337	0.9279	0.8941	0.9495	0.8037	0.9512	0.9496

**AECOM**

<b>7:00-8:00 AM</b>	266		272		291		249		237		263	
<b>7:15-8:15 AM</b>	310		332		354		304		290		318	
<b>7:30-8:30 AM</b>	347		369		369		360		330		355	
<b>7:45-8:45 AM</b>	368		413		386		408		379		391	
<b>8:00-9:00 AM</b>	397		454		405		425		405		417	

<b>4:00-5:00 PM</b>	231		265		235		228		285		249	
<b>4:15-5:15 PM</b>	252		240		268		238		303		260	
<b>4:30-5:30 PM</b>	249		242		270		282		314		271	
<b>4:45-5:45 PM</b>	257		263		288		306		311		285	
<b>5:00-6:00 PM</b>	265		273		291		320		299		290	

Client: AECOM  
 File Number:  
 Route: Bowdoin St  
 Location: Between Stanford Ave & Pine Hill Rd

Site Ref: 13  
 Direction: EB

Count Date	10/23/2023		10/24/2023		10/25/2023		10/26/2023		10/27/2023		Average	
Count Time	AM	PM	AM	PM	AM	PM	AM	PM	AM	PM	AM	PM
00:00	7	43	5	49	3	48	7	45	8	56	6	48
00:15	8	55	3	51	4	39	5	42	9	64	6	50
00:30	8	46	8	46	5	59	8	40	9	53	8	49
00:45	2	48	4	42	3	48	5	48	5	47	4	47
01:00	6	44	1	47	2	65	0	49	8	52	3	51
01:15	2	46	4	57	2	56	3	55	4	48	3	52
01:30	2	50	1	51	1	58	3	67	6	67	3	59
01:45	2	57	3	49	1	46	4	70	1	68	2	58
02:00	1	63	0	62	0	59	1	66	1	68	1	64
02:15	1	74	1	79	3	68	3	67	2	83	2	74
02:30	1	102	6	99	4	103	5	113	3	123	4	108
02:45	2	67	2	82	2	75	4	92	2	79	2	79
03:00	1	77	1	91	0	74	1	87	1	77	1	81
03:15	0	86	2	115	2	103	2	98	1	92	1	99
03:30	1	73	0	80	0	100	0	98	0	109	0	92
03:45	1	70	0	80	2	94	1	79	3	97	1	84
04:00	1	107	0	92	1	99	1	80	1	87	1	93
04:15	0	92	0	110	0	108	0	94	0	83	0	97
04:30	1	101	3	107	2	106	1	84	2	105	2	101
04:45	1	95	2	98	2	95	3	93	1	94	2	95
05:00	2	128	3	125	6	127	1	121	3	133	3	127
05:15	2	101	4	145	1	114	3	123	1	120	2	121
05:30	2	108	6	106	4	112	3	110	2	139	3	115
05:45	2	76	13	103	7	103	7	99	8	122	7	101
06:00	5	87	5	108	10	117	7	140	7	134	7	117
06:15	5	73	3	108	7	101	6	107	12	97	7	97
06:30	7	68	7	111	7	90	5	104	8	96	7	94
06:45	11	71	8	92	8	72	8	90	11	70	9	79
07:00	19	48	11	87	13	52	15	72	12	86	14	69
07:15	25	57	19	60	24	62	30	71	25	66	25	63
07:30	21	49	19	63	20	57	29	64	13	57	20	58
07:45	40	37	49	56	44	54	45	48	36	50	43	49
08:00	28	40	36	37	47	46	39	52	50	50	40	45
08:15	32	45	36	41	38	48	35	39	31	34	34	41
08:30	39	30	48	38	46	22	37	44	49	33	44	33
08:45	46	34	39	35	45	32	44	52	27	38	40	38
09:00	41	42	37	40	45	40	35	46	44	36	40	41
09:15	33	20	35	29	27	42	44	53	35	48	35	38
09:30	20	35	31	26	31	32	33	28	23	47	28	34
09:45	44	29	38	34	44	25	45	20	25	23	39	26
10:00	33	18	37	20	35	16	43	26	39	24	37	21
10:15	24	10	34	14	32	18	33	18	33	35	31	19
10:30	29	17	35	21	39	20	42	22	28	28	35	22
10:45	40	12	46	6	41	13	41	18	41	19	42	14
11:00	44	6	45	8	32	9	31	11	46	14	40	10
11:15	40	9	40	7	41	5	33	9	48	17	40	9
11:30	32	8	35	9	46	7	42	5	60	24	43	11
11:45	36	7	39	6	41	6	47	13	58	24	44	11
<b>Totals</b>	<b>750</b>	<b>2661</b>	<b>804</b>	<b>3022</b>	<b>820</b>	<b>2945</b>	<b>840</b>	<b>3072</b>	<b>842</b>	<b>3216</b>	<b>811</b>	<b>2983</b>
<b>Day Total</b>	<b>3411</b>		<b>3826</b>		<b>3765</b>		<b>3912</b>		<b>4058</b>		<b>3794</b>	
<b>AM Pct</b>	<b>22.0%</b>		<b>21.0%</b>		<b>21.8%</b>		<b>21.5%</b>		<b>20.7%</b>		<b>21.4%</b>	
Peak Hour	9:00	18:30	9:00	18:15	9:00	18:30	9:00	18:30	8:45	17:30	9:00	18:30
Peak Volume	712	342	778	436	773	493	746	397	752	389	749	400
P.H.F	0.9368	0.9396	0.8493	0.9561	0.9159	0.9337	0.9279	0.8941	0.9495	0.8037	0.9512	0.9496

**AECOM**

<b>7:00-8:00 AM</b>	105		98		101		119		86		102	
<b>7:15-8:15 AM</b>	114		123		135		143		124		128	
<b>7:30-8:30 AM</b>	121		140		149		148		130		138	
<b>7:45-8:45 AM</b>	139		169		175		156		166		161	
<b>8:00-9:00 AM</b>	145		159		176		155		157		158	

<b>4:00-5:00 PM</b>		395		407		408		351		369		386
<b>4:15-5:15 PM</b>		416		440		436		392		415		420
<b>4:30-5:30 PM</b>		425		475		442		421		452		443
<b>4:45-5:45 PM</b>		432		474		448		447		486		457
<b>5:00-6:00 PM</b>		413		479		456		453		514		463

Client: AECOM  
 File Number:  
 Route: Raimundo Way  
 Location: Between Stanford Ave & Pine Hill Rd

Site Ref: 14  
 Direction: WB

Count Date	10/23/2023		10/24/2023		10/25/2023		10/26/2023		10/27/2023		Average	
Count Time	AM	PM	AM	PM	AM	PM	AM	PM	AM	PM	AM	PM
00:00	0	9	0	9	0	9	1	8	2	3	1	8
00:15	2	11	0	16	0	17	0	8	1	9	1	12
00:30	1	14	1	10	0	18	0	12	0	9	0	13
00:45	0	12	0	5	1	12	1	14	0	14	0	11
01:00	0	7	1	9	0	9	1	9	0	11	0	9
01:15	0	7	0	5	0	13	0	9	0	8	0	8
01:30	1	7	0	9	0	10	0	8	0	15	0	10
01:45	0	8	1	7	0	9	1	5	0	10	0	8
02:00	0	7	0	11	0	8	0	7	0	12	0	9
02:15	0	17	0	13	0	7	0	10	0	13	0	12
02:30	0	11	0	11	0	15	0	10	0	14	0	12
02:45	0	15	0	14	0	13	0	8	0	12	0	12
03:00	0	9	0	9	0	7	1	9	0	20	0	11
03:15	0	14	0	9	0	13	0	5	0	9	0	10
03:30	0	10	0	16	1	9	0	13	0	17	0	13
03:45	0	9	0	14	1	18	0	15	0	17	0	15
04:00	0	16	0	10	0	10	0	9	0	14	0	12
04:15	0	12	0	11	0	12	1	7	0	10	0	10
04:30	0	5	0	18	0	9	0	9	0	10	0	10
04:45	0	14	0	14	0	16	0	15	0	13	0	14
05:00	0	14	1	12	0	14	0	14	0	14	0	14
05:15	1	11	1	5	0	16	1	9	1	24	1	13
05:30	0	13	1	12	1	12	1	23	0	15	1	15
05:45	2	13	2	15	1	8	1	17	1	13	1	13
06:00	1	6	0	10	0	13	1	12	0	9	0	10
06:15	3	10	6	21	4	13	3	12	2	9	4	13
06:30	4	19	1	7	2	11	1	10	3	12	2	12
06:45	4	11	5	8	6	14	3	12	3	5	4	10
07:00	0	8	4	13	1	8	4	5	6	9	3	9
07:15	4	8	6	9	9	4	6	9	5	7	6	7
07:30	11	3	6	10	11	8	11	5	5	15	9	8
07:45	14	2	14	7	19	6	16	4	17	7	16	5
08:00	14	5	17	8	9	2	13	4	14	6	13	5
08:15	12	5	12	9	18	4	15	2	14	5	14	5
08:30	14	5	16	9	14	10	11	8	16	9	14	8
08:45	10	9	11	7	11	4	7	11	19	8	12	8
09:00	11	6	16	5	21	4	11	8	14	4	15	5
09:15	13	1	14	2	17	3	5	11	9	6	12	5
09:30	16	6	13	3	10	3	14	2	12	5	13	4
09:45	10	3	8	2	10	4	11	5	13	5	10	4
10:00	17	1	5	2	11	3	13	1	8	3	11	2
10:15	8	3	11	1	16	1	9	3	10	6	11	3
10:30	7	0	11	1	11	1	10	2	14	3	11	1
10:45	13	1	14	1	10	0	8	0	13	6	12	2
11:00	5	0	22	1	14	0	6	2	7	2	11	1
11:15	13	2	9	1	16	0	5	1	10	2	11	1
11:30	9	0	11	2	8	1	12	2	10	1	10	1
11:45	12	1	13	0	11	1	14	0	12	3	12	1
<b>Totals</b>	<b>232</b>	<b>380</b>	<b>253</b>	<b>403</b>	<b>264</b>	<b>402</b>	<b>218</b>	<b>384</b>	<b>241</b>	<b>453</b>	<b>242</b>	<b>404</b>
<b>Day Total</b>	<b>612</b>		<b>656</b>		<b>666</b>		<b>602</b>		<b>694</b>		<b>646</b>	
<b>AM Pct</b>	<b>37.9%</b>		<b>38.6%</b>		<b>39.6%</b>		<b>36.2%</b>		<b>34.7%</b>		<b>37.4%</b>	
Peak Hour	9:00	18:30	9:00	18:15	9:00	18:30	9:00	18:30	8:45	17:30	9:00	18:30
Peak Volume	712	342	778	436	773	493	746	397	752	389	749	400
P.H.F	0.9368	0.9396	0.8493	0.9561	0.9159	0.9337	0.9279	0.8941	0.9495	0.8037	0.9512	0.9496

**AECOM**

<b>7:00-8:00 AM</b>	29	30	40	37	33	34
<b>7:15-8:15 AM</b>	43	43	48	46	41	44
<b>7:30-8:30 AM</b>	51	49	57	55	50	52
<b>7:45-8:45 AM</b>	54	59	60	55	61	58
<b>8:00-9:00 AM</b>	50	56	52	46	63	53

<b>4:00-5:00 PM</b>	47	53	47	40	47	47
<b>4:15-5:15 PM</b>	45	55	51	45	47	49
<b>4:30-5:30 PM</b>	44	49	55	47	61	51
<b>4:45-5:45 PM</b>	52	43	58	61	66	56
<b>5:00-6:00 PM</b>	51	44	50	63	66	55

Client: AECOM  
 File Number:  
 Route: Raimundo Way  
 Location: Between Stanford Ave & Pine Hill Rd

Site Ref: 14  
 Direction: EB

Count Date	10/23/2023		10/24/2023		10/25/2023		10/26/2023		10/27/2023		Average	
Count Time	AM	PM	AM	PM	AM	PM	AM	PM	AM	PM	AM	PM
00:00	1	9	1	9	0	16	0	8	3	13	1	11
00:15	1	8	0	11	1	10	0	7	1	13	1	10
00:30	1	9	0	6	0	15	0	8	2	10	1	10
00:45	0	3	1	7	0	9	0	13	0	8	0	8
01:00	1	6	0	9	0	19	0	7	0	11	0	10
01:15	0	9	0	16	0	8	0	7	1	6	0	9
01:30	0	5	0	11	0	9	0	12	0	18	0	11
01:45	0	10	1	11	0	11	1	6	0	9	0	9
02:00	0	8	0	12	0	12	0	10	0	12	0	11
02:15	0	10	0	11	1	13	1	10	1	13	1	11
02:30	1	8	3	9	2	11	2	6	2	14	2	10
02:45	0	9	0	15	0	9	0	2	0	15	0	10
03:00	0	8	0	9	0	9	1	8	0	13	0	9
03:15	0	6	0	13	0	13	0	10	0	17	0	12
03:30	0	10	0	12	0	13	0	12	1	19	0	13
03:45	0	11	0	16	0	17	0	10	0	13	0	13
04:00	0	15	0	22	0	11	0	16	0	16	0	16
04:15	0	8	0	9	0	8	0	6	0	18	0	10
04:30	0	15	0	14	0	15	1	17	0	9	0	14
04:45	0	16	0	18	0	13	1	12	2	14	1	15
05:00	1	18	0	28	1	17	0	17	0	20	0	20
05:15	0	9	1	9	0	6	0	12	0	15	0	10
05:30	0	19	1	8	1	6	1	12	0	14	1	12
05:45	0	14	2	12	0	11	0	13	0	13	0	13
06:00	0	10	1	14	0	14	0	13	0	15	0	13
06:15	3	10	1	16	1	9	2	11	1	13	2	12
06:30	1	8	1	9	2	7	1	9	2	19	1	10
06:45	4	10	4	7	3	11	3	7	1	7	3	8
07:00	2	2	1	11	4	7	6	8	6	10	4	8
07:15	2	7	3	4	9	5	3	7	1	4	4	5
07:30	10	5	9	1	16	6	11	6	7	7	11	5
07:45	17	5	19	6	21	4	21	7	17	9	19	6
08:00	13	3	15	4	10	3	10	2	17	5	13	3
08:15	11	2	8	7	11	3	8	3	12	4	10	4
08:30	17	2	17	5	19	5	13	10	19	8	17	6
08:45	15	2	24	4	13	1	13	4	17	3	16	3
09:00	12	1	9	3	14	2	7	5	11	4	11	3
09:15	7	2	15	3	9	3	3	6	9	2	9	3
09:30	10	3	11	3	12	1	9	4	6	3	10	3
09:45	7	1	13	4	7	2	6	0	15	11	10	4
10:00	7	1	8	5	7	2	11	1	10	3	9	2
10:15	11	0	8	1	6	1	10	2	14	7	10	2
10:30	4	0	11	3	19	1	6	1	16	3	11	2
10:45	12	1	12	1	14	1	6	1	14	2	12	1
11:00	8	0	13	0	11	2	7	1	5	5	9	2
11:15	7	1	7	0	10	1	6	1	19	5	10	2
11:30	5	0	15	0	14	0	2	0	17	1	11	0
11:45	7	0	11	1	14	1	10	2	11	0	11	1
<b>Totals</b>	<b>198</b>	<b>319</b>	<b>246</b>	<b>409</b>	<b>252</b>	<b>373</b>	<b>182</b>	<b>352</b>	<b>260</b>	<b>473</b>	<b>228</b>	<b>385</b>
<b>Day Total</b>	<b>517</b>	<b>655</b>	<b>625</b>	<b>534</b>	<b>733</b>	<b>613</b>						
<b>AM Pct</b>	<b>38.3%</b>	<b>37.6%</b>	<b>40.3%</b>	<b>34.1%</b>	<b>35.5%</b>	<b>37.1%</b>						
Peak Hour	9:00	18:30	9:00	18:15	9:00	18:30	9:00	18:30	8:45	17:30	9:00	18:30
Peak Volume	712	342	778	436	773	493	746	397	752	389	749	400
P.H.F	0.9368	0.9396	0.8493	0.9561	0.9159	0.9337	0.9279	0.8941	0.9495	0.8037	0.9512	0.9496

<b>AECOM</b>												
<b>7:00-8:00 AM</b>	31	32	50	41	31	37						
<b>7:15-8:15 AM</b>	42	46	56	45	42	46						
<b>7:30-8:30 AM</b>	51	51	58	50	53	53						
<b>7:45-8:45 AM</b>	58	59	61	52	65	59						
<b>8:00-9:00 AM</b>	56	64	53	44	65	56						
<b>4:00-5:00 PM</b>	54	63	47	51	57	54						
<b>4:15-5:15 PM</b>	57	69	53	52	61	58						
<b>4:30-5:30 PM</b>	58	69	51	58	58	59						
<b>4:45-5:45 PM</b>	62	63	42	53	63	57						
<b>5:00-6:00 PM</b>	60	57	40	54	62	55						

Client: AECOM  
 File Number:  
 Route: Santa Maria Ave  
 Location: Between Junipero Serra Blvd & Gerona Rd

Site Ref: 15  
 Direction: NB

Count Date	10/23/2023		10/24/2023		10/25/2023		10/26/2023		10/27/2023		Average	
Count Time	AM	PM	AM	PM	AM	PM	AM	PM	AM	PM	AM	PM
00:00	0	2	0	2	0	3	0	4	0	4	0	3
00:15	0	6	0	2	0	4	0	2	0	1	0	3
00:30	0	2	0	3	0	4	0	1	0	4	0	3
00:45	0	4	0	1	0	7	0	6	0	2	0	4
01:00	0	1	0	6	0	3	0	0	1	1	0	2
01:15	0	0	0	1	0	4	0	2	0	1	0	2
01:30	0	3	0	7	0	2	0	2	0	0	0	3
01:45	0	3	0	2	0	2	0	3	0	3	0	3
02:00	0	4	0	0	0	1	0	2	0	4	0	2
02:15	0	1	0	3	0	4	0	0	0	5	0	3
02:30	0	1	0	1	0	1	0	2	0	4	0	2
02:45	0	4	0	3	0	1	0	2	2	4	0	3
03:00	0	2	0	3	0	2	0	1	0	3	0	2
03:15	0	0	0	1	0	3	0	2	0	5	0	2
03:30	0	2	1	2	0	1	0	0	0	1	0	1
03:45	0	4	0	3	0	4	0	2	0	0	0	3
04:00	0	3	0	2	0	0	0	2	0	4	0	2
04:15	0	1	0	0	0	3	1	2	0	2	0	2
04:30	0	0	0	3	0	0	0	1	0	3	0	1
04:45	0	1	0	0	0	1	0	1	0	0	0	1
05:00	0	2	0	1	0	1	0	7	0	1	0	2
05:15	0	3	0	4	0	2	0	18	0	7	0	7
05:30	0	1	0	3	1	2	0	3	0	1	0	2
05:45	1	0	0	1	1	3	1	1	0	0	1	1
06:00	1	4	1	6	0	1	2	0	1	0	1	2
06:15	2	3	0	5	2	0	1	3	1	2	1	3
06:30	1	1	0	1	0	2	1	1	1	1	1	1
06:45	5	1	3	1	4	3	2	4	1	3	3	2
07:00	7	2	5	2	3	1	4	4	9	2	6	2
07:15	4	0	2	2	6	2	5	1	7	0	5	1
07:30	1	1	2	1	6	4	5	2	6	1	4	2
07:45	2	1	7	2	5	1	6	1	4	1	5	1
08:00	3	0	9	0	7	2	4	1	2	1	5	1
08:15	4	0	4	1	6	3	4	0	7	0	5	1
08:30	1	1	1	4	3	1	0	0	2	2	1	2
08:45	2	3	6	1	2	2	4	4	8	0	4	2
09:00	5	1	8	1	7	1	5	0	4	3	6	1
09:15	0	1	4	1	3	1	2	1	0	0	2	1
09:30	1	1	4	0	7	0	0	1	5	2	3	1
09:45	4	0	2	1	4	1	10	0	2	0	4	0
10:00	4	0	4	0	4	1	2	2	1	2	3	1
10:15	3	1	6	0	4	1	5	1	3	2	4	1
10:30	5	0	1	1	3	0	2	0	0	2	2	1
10:45	4	0	3	0	4	0	5	0	3	0	4	0
11:00	5	0	5	0	5	0	3	2	1	0	4	0
11:15	2	0	1	0	3	0	2	0	3	1	2	0
11:30	4	0	3	0	1	0	5	0	0	1	3	0
11:45	2	1	2	0	1	0	5	0	8	1	4	0
<b>Totals</b>	<b>73</b>	<b>72</b>	<b>84</b>	<b>84</b>	<b>92</b>	<b>85</b>	<b>86</b>	<b>94</b>	<b>82</b>	<b>87</b>	<b>83</b>	<b>84</b>
<b>Day Total</b>	<b>145</b>		<b>168</b>		<b>177</b>		<b>180</b>		<b>169</b>		<b>168</b>	
<b>AM Pct</b>	50.3%		50.0%		52.0%		47.8%		48.5%		49.7%	
<b>Peak Hour</b>	9:00	18:30	9:00	18:15	9:00	18:30	9:00	18:30	8:45	17:30	9:00	18:30
<b>Peak Volume</b>	712	342	778	436	773	493	746	397	752	389	749	400
<b>P.H.F</b>	0.9368	0.9396	0.8493	0.9561	0.9159	0.9337	0.9279	0.8941	0.9495	0.8037	0.9512	0.9496

**AECOM**

<b>7:00-8:00 AM</b>	14	16	20	20	26	19
<b>7:15-8:15 AM</b>	10	20	24	20	19	19
<b>7:30-8:30 AM</b>	10	22	24	19	19	19
<b>7:45-8:45 AM</b>	10	21	21	14	15	16
<b>8:00-9:00 AM</b>	10	20	18	12	19	16

<b>4:00-5:00 PM</b>	5	5	4	6	9	6
<b>4:15-5:15 PM</b>	4	4	5	11	6	6
<b>4:30-5:30 PM</b>	6	8	4	27	11	11
<b>4:45-5:45 PM</b>	7	8	6	29	9	12
<b>5:00-6:00 PM</b>	6	9	8	29	9	12



Client: AECOM  
 File Number:  
 Route: Santa Maria Ave  
 Location: Between Junipero Serra Blvd & Gerona Rd

Site Ref: 15  
 Direction: SB

Count Date	10/23/2023		10/24/2023		10/25/2023		10/26/2023		10/27/2023		Average	
Count Time	AM	PM	AM	PM	AM	PM	AM	PM	AM	PM	AM	PM
00:00	0	1	0	5	0	6	0	4	0	4	0	4
00:15	0	1	0	1	0	0	0	5	0	1	0	2
00:30	0	0	0	1	0	7	0	1	0	0	0	2
00:45	0	1	0	3	0	5	0	2	0	2	0	3
01:00	0	3	0	1	0	3	0	1	0	2	0	2
01:15	0	1	0	5	1	4	0	1	0	5	0	3
01:30	0	3	0	1	0	2	0	4	0	4	0	3
01:45	0	0	0	2	0	1	0	2	0	1	0	1
02:00	0	5	0	0	0	1	0	0	0	3	0	2
02:15	0	1	0	1	0	3	0	1	0	2	0	2
02:30	0	2	0	2	0	5	0	3	0	2	0	3
02:45	0	1	0	2	0	2	0	2	1	5	0	2
03:00	0	7	0	6	0	0	0	1	0	4	0	4
03:15	0	1	0	2	0	4	0	0	0	3	0	2
03:30	0	0	0	1	0	0	0	2	0	1	0	1
03:45	0	4	0	2	0	1	0	0	0	1	0	2
04:00	0	1	0	1	0	1	0	1	0	3	0	1
04:15	0	2	0	1	0	4	0	2	0	6	0	3
04:30	0	3	0	0	0	0	1	0	0	5	0	2
04:45	1	1	1	4	0	1	0	3	1	3	1	2
05:00	0	2	0	2	0	2	0	1	0	2	0	2
05:15	1	1	0	3	1	2	0	0	0	1	0	1
05:30	0	0	0	3	0	4	0	2	0	1	0	2
05:45	1	1	0	0	1	1	0	1	0	2	0	1
06:00	0	0	0	1	0	2	0	1	0	0	0	1
06:15	0	2	2	4	0	3	0	0	0	1	0	2
06:30	0	2	1	0	1	3	1	1	0	1	1	1
06:45	2	0	1	2	2	0	1	2	1	2	1	1
07:00	1	0	0	0	1	5	0	1	1	2	1	2
07:15	2	0	1	2	0	1	3	1	0	1	1	1
07:30	2	2	0	0	0	1	2	0	2	0	1	1
07:45	3	2	3	0	2	2	1	1	2	0	2	1
08:00	0	0	1	0	3	2	1	0	2	0	1	0
08:15	0	0	2	1	1	1	4	1	2	1	2	1
08:30	0	0	3	0	3	1	2	1	0	0	2	0
08:45	2	2	0	0	2	1	3	0	3	0	2	1
09:00	2	0	0	0	2	0	2	1	4	4	2	1
09:15	3	0	6	0	1	0	1	1	1	0	2	0
09:30	1	0	2	1	2	0	0	1	3	0	2	0
09:45	1	1	0	0	0	0	3	0	5	0	2	0
10:00	1	0	2	1	2	0	4	0	2	1	2	0
10:15	3	0	2	0	2	0	0	0	1	1	2	0
10:30	4	0	1	1	1	1	4	0	1	0	2	0
10:45	0	0	1	0	0	0	3	0	0	0	1	0
11:00	1	0	1	0	2	0	1	1	1	0	1	0
11:15	0	0	1	0	3	0	1	0	0	1	1	0
11:30	2	0	4	0	1	0	2	0	1	0	2	0
11:45	2	0	1	0	1	0	3	0	2	0	2	0
<b>Totals</b>	<b>35</b>	<b>53</b>	<b>36</b>	<b>62</b>	<b>35</b>	<b>82</b>	<b>43</b>	<b>52</b>	<b>36</b>	<b>78</b>	<b>37</b>	<b>65</b>
<b>Day Total</b>	<b>88</b>		<b>98</b>		<b>117</b>		<b>95</b>		<b>114</b>		<b>102</b>	
<b>AM Pct</b>	<b>39.8%</b>		<b>36.7%</b>		<b>29.9%</b>		<b>45.3%</b>		<b>31.6%</b>		<b>36.1%</b>	
Peak Hour	9:00	18:30	9:00	18:15	9:00	18:30	9:00	18:30	8:45	17:30	9:00	18:30
Peak Volume	712	342	778	436	773	493	746	397	752	389	749	400
P.H.F	0.9368	0.9396	0.8493	0.9561	0.9159	0.9337	0.9279	0.8941	0.9495	0.8037	0.9512	0.9496

AECOM												
7:00-8:00 AM	8		4		3		6		5		5	
7:15-8:15 AM	7		5		5		7		6		6	
7:30-8:30 AM	5		6		6		8		8		7	
7:45-8:45 AM	3		9		9		8		6		7	
8:00-9:00 AM	2		6		9		10		7		7	
4:00-5:00 PM		7		6		6		6		17		8
4:15-5:15 PM		8		7		7		6		16		9
4:30-5:30 PM		7		9		5		4		11		7
4:45-5:45 PM		4		12		9		6		7		8
5:00-6:00 PM		4		8		9		4		6		6

Client: AECOM  
 File Number:  
 Route: Campus Drive  
 Location: Between Junipero Serra Blvd & Gerona Rd

Site Ref: 16  
 Direction: EB

Count Date	10/23/2023		10/24/2023		10/25/2023		10/26/2023		10/27/2023		Average	
Count Time	AM	PM	AM	PM	AM	PM	AM	PM	AM	PM	AM	PM
00:00	5	38	7	29	8	0	4	36	7	40	6	29
00:15	6	35	9	43	3	15	7	46	8	46	7	37
00:30	3	41	2	32	6	54	3	42	11	45	5	43
00:45	2	35	4	34	4	46	1	31	7	44	4	38
01:00	9	32	1	37	0	29	6	34	3	35	4	33
01:15	1	26	3	48	1	20	6	37	5	40	3	34
01:30	3	30	2	39	2	32	2	37	4	42	3	36
01:45	1	28	6	38	3	33	2	39	5	47	3	37
02:00	2	32	2	40	0	20	1	43	2	50	1	37
02:15	0	25	0	25	0	36	0	43	4	40	1	34
02:30	0	33	0	44	0	48	2	46	1	55	1	45
02:45	2	28	1	24	3	42	1	37	1	59	2	38
03:00	1	35	1	46	1	33	1	35	0	59	1	42
03:15	0	37	0	39	0	39	1	39	2	65	1	44
03:30	0	39	0	31	0	35	0	46	1	48	0	40
03:45	0	50	0	47	0	47	0	38	2	54	0	47
04:00	1	43	2	33	0	39	1	34	2	67	1	43
04:15	2	39	2	37	4	43	1	41	1	44	2	41
04:30	1	48	1	50	0	51	1	38	1	50	1	47
04:45	1	45	8	42	2	47	3	46	1	66	3	49
05:00	3	46	0	62	3	63	3	50	3	62	2	57
05:15	2	41	3	55	7	60	4	80	5	49	4	57
05:30	13	46	10	58	9	50	8	62	7	52	9	54
05:45	15	42	18	54	9	78	12	58	18	67	14	60
06:00	9	40	15	49	22	65	13	49	9	66	14	54
06:15	9	40	10	58	14	55	21	60	9	72	13	57
06:30	23	19	34	41	24	32	29	48	27	39	27	36
06:45	21	34	23	51	23	42	23	30	27	58	23	43
07:00	29	63	24	27	34	45	19	45	23	63	26	49
07:15	33	55	44	45	28	29	37	24	34	55	35	42
07:30	36	27	46	24	50	34	47	39	36	41	43	33
07:45	52	15	70	26	55	21	46	29	55	32	56	25
08:00	62	22	54	18	69	29	51	47	52	33	58	30
08:15	70	20	70	24	87	28	74	29	54	32	71	27
08:30	83	12	88	17	76	32	78	26	83	36	82	25
08:45	73	21	99	18	87	16	81	37	71	40	82	26
09:00	62	16	122	18	64	13	102	27	59	33	82	21
09:15	82	23	75	17	70	16	76	19	57	39	72	23
09:30	53	8	80	28	65	17	61	18	43	32	60	21
09:45	46	18	67	14	51	9	54	19	58	28	55	18
10:00	38	7	45	16	47	7	52	11	45	29	45	14
10:15	34	16	43	9	48	13	40	23	41	28	41	18
10:30	27	10	40	14	54	11	43	12	40	25	41	14
10:45	33	10	52	6	51	13	44	11	39	17	44	11
11:00	39	3	40	10	54	12	47	16	54	17	47	12
11:15	55	10	46	9	57	5	40	14	50	14	50	10
11:30	37	6	50	17	54	3	52	14	59	22	50	12
11:45	41	4	44	8	30	5	53	17	39	16	41	10
<b>Totals</b>	<b>1120</b>	<b>1393</b>	<b>1363</b>	<b>1551</b>	<b>1279</b>	<b>1512</b>	<b>1253</b>	<b>1702</b>	<b>1165</b>	<b>2093</b>	<b>1236</b>	<b>1650</b>
<b>Day Total</b>	<b>2513</b>		<b>2914</b>		<b>2791</b>		<b>2955</b>		<b>3258</b>		<b>2886</b>	
<b>AM Pct</b>	44.6%		46.8%		45.8%		42.4%		35.8%		42.8%	
Peak Hour	9:00	18:30	9:00	18:15	9:00	18:30	9:00	18:30	8:45	17:30	9:00	18:30
Peak Volume	712	342	778	436	773	493	746	397	752	389	749	400
P.H.F	0.9368	0.9396	0.8493	0.9561	0.9159	0.9337	0.9279	0.8941	0.9495	0.8037	0.9512	0.9496

**AECOM**

<b>7:00-8:00 AM</b>	150	184	167	149	148	160
<b>7:15-8:15 AM</b>	183	214	202	181	177	191
<b>7:30-8:30 AM</b>	220	240	261	218	197	227
<b>7:45-8:45 AM</b>	267	282	287	249	244	266
<b>8:00-9:00 AM</b>	288	311	319	284	260	292

<b>4:00-5:00 PM</b>	175	162	180	159	227	181
<b>4:15-5:15 PM</b>	178	191	204	175	222	194
<b>4:30-5:30 PM</b>	180	209	221	214	227	210
<b>4:45-5:45 PM</b>	178	217	220	238	229	216
<b>5:00-6:00 PM</b>	175	229	251	250	230	227

Client: AECOM  
 File Number:  
 Route: Campus Drive  
 Location: Between Junipero Serra Blvd & Gerona Rd

Site Ref: 16  
 Direction: WB

Count Date	10/23/2023		10/24/2023		10/25/2023		10/26/2023		10/27/2023		Average	
Count Time	AM	PM	AM	PM	AM	PM	AM	PM	AM	PM	AM	PM
00:00	7	36	10	39	6	0	5	28	11	49	8	30
00:15	7	33	8	41	5	15	5	36	6	37	6	32
00:30	7	28	4	28	7	54	9	38	4	51	6	40
00:45	5	31	2	49	5	27	5	44	9	48	5	40
01:00	2	30	5	43	3	34	3	47	7	56	4	42
01:15	3	31	3	46	2	44	3	53	5	58	3	46
01:30	1	26	4	48	4	44	2	49	6	69	3	47
01:45	1	40	3	41	4	61	1	42	2	69	2	51
02:00	1	47	2	47	1	46	1	48	2	73	1	52
02:15	0	43	1	42	3	46	3	46	2	54	2	46
02:30	3	47	4	51	4	61	6	55	7	60	5	55
02:45	5	48	2	57	1	50	2	59	1	85	2	60
03:00	1	51	1	56	1	56	0	67	3	78	1	62
03:15	0	54	2	69	0	76	1	68	0	84	1	70
03:30	1	77	0	68	1	68	1	61	0	69	1	69
03:45	0	46	0	66	0	63	1	66	1	61	0	60
04:00	2	54	2	67	3	64	0	61	2	69	2	63
04:15	1	60	1	76	1	60	1	76	2	75	1	69
04:30	1	67	0	80	0	76	1	86	2	74	1	77
04:45	0	61	1	91	0	82	0	80	0	82	0	79
05:00	1	102	1	73	0	78	2	74	2	80	1	81
05:15	2	80	3	100	2	92	3	76	2	98	2	89
05:30	2	59	4	56	4	72	1	92	4	95	3	75
05:45	6	66	1	61	2	67	5	64	2	101	3	72
06:00	6	65	4	84	4	79	6	95	3	102	5	85
06:15	1	61	5	79	4	80	6	90	6	74	4	77
06:30	5	54	2	85	8	89	3	59	7	84	5	74
06:45	7	52	9	77	8	54	7	59	13	68	9	62
07:00	14	53	24	79	9	47	15	72	9	75	14	65
07:15	16	50	18	62	18	70	17	72	19	49	18	61
07:30	18	57	23	49	20	45	14	53	24	56	20	52
07:45	22	39	26	41	31	42	23	46	27	49	26	43
08:00	25	29	28	40	29	33	33	47	23	55	28	41
08:15	27	31	27	38	29	28	19	50	38	45	28	38
08:30	35	42	24	40	26	32	22	44	32	46	28	41
08:45	29	29	28	34	29	29	21	39	37	37	29	34
09:00	32	40	27	30	29	44	39	40	23	29	30	37
09:15	33	13	35	30	31	46	27	31	38	33	33	31
09:30	34	30	33	30	41	44	30	33	55	52	39	38
09:45	22	65	26	29	23	35	34	23	36	25	28	35
10:00	29	18	25	23	22	29	21	23	34	25	26	24
10:15	25	23	25	24	25	10	29	20	31	38	27	23
10:30	19	8	31	15	30	15	31	14	34	26	29	16
10:45	30	10	26	9	36	17	32	19	39	14	33	14
11:00	28	4	30	9	41	15	33	16	33	11	33	11
11:15	27	7	38	9	29	9	34	9	48	17	35	10
11:30	41	7	35	8	33	13	33	12	39	17	36	11
11:45	30	7	32	4	15	4	39	17	39	12	31	9

<b>Totals</b>	<b>614</b>	<b>2011</b>	<b>645</b>	<b>2323</b>	<b>629</b>	<b>2245</b>	<b>629</b>	<b>2399</b>	<b>769</b>	<b>2714</b>	<b>657</b>	<b>2338</b>
<b>Day Total</b>	<b>2625</b>		<b>2968</b>		<b>2874</b>		<b>3028</b>		<b>3483</b>		<b>2996</b>	
<b>AM Pct</b>	23.4%		21.7%		21.9%		20.8%		22.1%		21.9%	
<b>Peak Hour</b>	9:00	18:30	9:00	18:15	9:00	18:30	9:00	18:30	8:45	17:30	9:00	18:30
<b>Peak Volume</b>	712	342	778	436	773	493	746	397	752	389	749	400
<b>P.H.F</b>	0.9368	0.9396	0.8493	0.9561	0.9159	0.9337	0.9279	0.8941	0.9495	0.8037	0.9512	0.9496

**AECOM**

<b>7:00-8:00 AM</b>	70	91	78	69	79	77
<b>7:15-8:15 AM</b>	81	95	98	87	93	91
<b>7:30-8:30 AM</b>	92	104	109	89	112	101
<b>7:45-8:45 AM</b>	109	105	115	97	120	109
<b>8:00-9:00 AM</b>	116	107	113	95	130	112

<b>4:00-5:00 PM</b>	242	314	282	303	300	288
<b>4:15-5:15 PM</b>	290	320	296	316	311	307
<b>4:30-5:30 PM</b>	310	344	328	316	334	326
<b>4:45-5:45 PM</b>	302	320	324	322	355	325
<b>5:00-6:00 PM</b>	307	290	309	306	374	317

## **Appendix B**

### **Detailed Daily Parking Lot Counts**

Client: AECOM  
 File Number:  
 Route: ARB CC  
 Location:

Site Ref: ARB CC  
 Direction: IN

Count Date	4/17/2023		4/18/2023		4/19/2023		4/20/2023		4/21/2023			
Count Time	AM	PM	AM	PM	AM	PM	AM	PM	AM	PM	AM	PM
0:00	0	2	0	0	0	4	0	2	0	1	0	9
0:15	0	3	0	4	0	3	0	1	0	0	0	11
0:30	0	2	0	2	1	2	0	3	0	2	1	11
0:45	0	4	0	5	0	3	0	3	0	3	0	18
1:00	0	1	0	3	0	0	0	2	0	1	0	7
1:15	0	2	0	2	0	1	0	1	0	2	0	8
1:30	0	1	0	0	0	6	0	0	0	1	0	8
1:45	0	3	0	5	0	2	0	4	0	3	0	17
2:00	0	0	0	3	0	4	0	3	0	3	0	13
2:15	0	3	0	2	0	0	0	1	0	3	0	9
2:30	0	5	0	1	0	1	0	1	0	2	0	10
2:45	0	1	0	1	0	1	0	0	0	1	0	4
3:00	0	3	0	1	0	3	0	1	0	1	0	9
3:15	0	3	0	6	0	5	0	6	0	2	0	22
3:30	0	6	0	1	0	2	0	2	0	3	0	14
3:45	0	4	0	3	0	6	2	2	0	7	2	22
4:00	0	4	0	4	0	9	1	7	0	5	1	29
4:15	0	11	2	8	2	7	0	11	2	10	6	47
4:30	0	8	0	10	0	13	0	7	0	6	0	44
4:45	0	11	0	15	1	9	0	8	2	12	3	55
5:00	0	8	0	6	0	6	0	13	0	8	0	41
5:15	0	10	0	9	0	13	0	11	0	6	0	49
5:30	0	12	2	9	0	7	0	11	0	4	2	43
5:45	0	4	1	6	2	10	0	16	0	9	3	45
6:00	0	6	0	8	0	7	0	7	0	5	0	33
6:15	0	3	0	2	2	1	0	4	0	5	2	15
6:30	3	2	2	0	2	2	2	2	2	1	11	7
6:45	0	2	1	1	1	0	2	1	2	0	6	4
7:00	2	0	1	0	3	0	6	1	1	2	13	3
7:15	1	0	8	0	2	0	2	0	3	0	16	0
7:30	9	0	6	0	3	0	0	1	3	0	21	1
7:45	8	0	8	1	17	1	12	0	5	2	50	4
8:00	9	0	16	0	9	1	9	0	12	0	55	1
8:15	22	0	13	0	16	0	9	1	15	0	75	1
8:30	20	0	15	0	15	0	19	0	17	1	86	1
8:45	16	0	25	0	12	0	11	0	14	0	78	0
9:00	14	0	11	0	12	0	12	0	7	0	56	0
9:15	14	0	13	0	7	0	13	0	13	0	60	0
9:30	11	1	12	0	8	0	4	0	8	0	43	1
9:45	4	0	3	0	5	0	4	0	1	1	17	1
10:00	6	0	2	0	2	0	1	0	4	0	15	0
10:15	4	0	3	0	4	0	5	0	1	0	17	0
10:30	3	0	2	0	3	0	4	0	3	0	15	0
10:45	4	0	2	0	2	0	3	0	1	0	12	0
11:00	0	0	0	0	5	2	4	0	1	0	10	2
11:15	3	0	1	0	1	2	4	0	0	0	9	2
11:30	1	0	0	0	0	0	1	0	1	0	3	0
11:45	2	0	0	0	0	0	0	0	1	0	3	0
<b>Totals</b>	<b>156</b>	<b>125</b>	<b>149</b>	<b>118</b>	<b>137</b>	<b>133</b>	<b>130</b>	<b>133</b>	<b>119</b>	<b>112</b>	<b>691</b>	<b>621</b>
<b>Day Total</b>	<b>281</b>		<b>267</b>		<b>270</b>		<b>263</b>		<b>231</b>		<b>1312</b>	
<b>AM Pct</b>	55.5%		55.8%		50.7%		49.4%		51.5%			

Peak Hour  
 Peak Volume  
 P.H.F

**AECOM**

7:00-8:00 AM	20	23	25	20	12	20
7:15-8:15 AM	27	38	31	23	23	28
7:30-8:30 AM	48	43	45	30	35	40
7:45-8:45 AM	59	52	57	49	49	53
8:00-9:00 AM	67	69	52	48	58	59

4:00-5:00 PM	34	37	38	33	33	35
4:15-5:15 PM	38	39	35	39	36	37
4:30-5:30 PM	37	40	41	39	32	38
4:45-5:45 PM	41	39	35	43	30	38
5:00-6:00 PM	34	30	36	51	27	36

Client: AECOM  
 File Number:  
 Route: ARB CC  
 Location:

Site Ref: ARB CC  
 Direction: OUT

Count Date	4/17/2023		4/18/2023		4/19/2023		4/20/2023		4/21/2023			
Count Time	AM	PM	AM	PM	AM	PM	AM	PM	AM	PM	AM	PM
0:00	0	2	0	1	0	4	0	1	0	5	0	13
0:15	0	5	0	3	0	3	0	2	0	0	0	13
0:30	0	2	0	2	0	2	0	8	0	1	0	15
0:45	0	3	0	4	1	6	0	3	0	2	1	18
1:00	0	1	0	3	0	6	0	3	0	1	0	14
1:15	0	0	0	1	0	6	0	3	0	3	0	13
1:30	0	5	0	2	0	2	0	2	0	0	0	11
1:45	0	1	0	5	0	4	0	2	0	0	0	12
2:00	0	7	1	2	1	5	1	1	1	4	4	19
2:15	0	3	0	2	0	6	0	3	0	0	0	14
2:30	0	1	0	1	0	4	0	2	0	8	0	16
2:45	0	3	0	5	0	3	0	2	0	2	0	15
3:00	0	2	0	4	0	3	0	5	0	2	0	16
3:15	0	5	0	4	0	5	0	2	0	5	0	21
3:30	0	4	0	7	0	4	0	11	0	6	0	32
3:45	0	7	0	1	0	6	1	3	0	9	1	26
4:00	0	6	0	2	0	5	2	4	0	5	2	22
4:15	0	4	1	4	0	11	0	8	0	5	1	32
4:30	0	11	0	8	1	15	0	8	1	10	2	52
4:45	0	17	0	14	1	13	0	12	2	15	3	71
5:00	0	16	0	17	0	11	0	10	0	13	0	67
5:15	0	7	0	12	0	8	0	14	0	10	0	51
5:30	0	12	2	11	0	11	0	15	0	8	2	57
5:45	0	13	0	10	0	10	0	9	0	4	0	46
6:00	0	10	1	10	1	12	0	10	1	9	3	51
6:15	0	3	1	7	2	8	0	3	0	4	3	25
6:30	1	7	0	3	0	2	0	5	0	6	1	23
6:45	0	3	0	2	1	3	0	2	1	3	2	13
7:00	0	2	0	2	0	2	2	2	1	5	3	13
7:15	11	3	3	3	2	2	3	1	2	3	21	12
7:30	3	2	2	2	3	2	1	2	2	3	11	11
7:45	8	0	5	0	7	0	4	1	3	1	27	2
8:00	4	3	6	1	10	1	6	8	8	2	34	15
8:15	8	1	7	0	12	0	8	6	5	0	40	7
8:30	18	0	12	1	14	3	13	4	17	1	74	9
8:45	14	1	10	1	11	2	13	0	12	3	60	7
9:00	8	4	16	4	15	0	11	3	13	1	63	12
9:15	14	1	10	1	10	2	11	2	13	0	58	6
9:30	14	0	8	0	8	1	6	1	7	0	43	2
9:45	11	0	9	0	4	2	6	1	6	2	36	5
10:00	4	0	4	0	2	0	4	0	4	0	18	0
10:15	4	0	3	0	2	0	4	0	2	0	15	0
10:30	9	0	5	0	6	0	4	0	3	0	27	0
10:45	12	0	3	0	7	0	6	0	5	0	33	0
11:00	6	0	4	1	3	0	9	0	5	0	27	1
11:15	8	0	3	0	0	1	3	0	2	1	16	2
11:30	5	0	5	0	1	0	2	0	2	0	15	0
11:45	6	1	1	0	4	0	1	1	3	0	15	2
<b>Totals</b>	<b>168</b>	<b>178</b>	<b>122</b>	<b>163</b>	<b>129</b>	<b>196</b>	<b>121</b>	<b>185</b>	<b>121</b>	<b>162</b>	<b>661</b>	<b>884</b>
<b>Day Total</b>	<b>346</b>		<b>285</b>		<b>325</b>		<b>306</b>		<b>283</b>		<b>1545</b>	
<b>AM Pct</b>	48.6%		42.8%		39.7%		39.5%		42.8%			

Peak Hour  
 Peak Volume  
 P.H.F

**AECOM**

7:00-8:00 AM	22	10	12	10	8	12
7:15-8:15 AM	26	16	22	14	15	19
7:30-8:30 AM	23	20	32	19	18	22
7:45-8:45 AM	38	30	43	31	33	35
8:00-9:00 AM	44	35	47	40	42	42

4:00-5:00 PM	38	28	44	32	35	35
4:15-5:15 PM	48	43	50	38	43	44
4:30-5:30 PM	51	51	47	44	48	48
4:45-5:45 PM	52	54	43	51	46	49
5:00-6:00 PM	48	50	40	48	35	44

Client: AECOM  
 File Number:  
 Route: L-17a  
 Location:

Site Ref: L-17a  
 Direction: IN

Count Date	4/17/2023		4/18/2023		4/19/2023		4/20/2023		4/21/2023			
Count Time	AM	PM	AM	PM	AM	PM	AM	PM	AM	PM	AM	PM
0:00	0	4	0	6	0	4	0	8	0	7	0	29
0:15	0	6	0	6	0	4	0	9	1	3	1	28
0:30	0	1	0	4	0	13	0	11	0	10	0	39
0:45	0	5	0	1	0	5	0	11	0	8	0	30
1:00	0	4	0	8	0	4	0	6	0	3	0	25
1:15	0	9	0	9	0	6	0	2	0	6	0	32
1:30	0	5	0	7	0	4	0	3	0	5	0	24
1:45	0	4	0	2	0	0	0	3	0	5	0	14
2:00	0	0	1	4	1	1	1	2	1	3	4	10
2:15	0	5	0	5	0	3	0	3	1	3	1	19
2:30	0	5	0	4	0	1	0	5	1	2	1	17
2:45	0	1	0	3	0	7	0	1	0	5	0	17
3:00	0	2	0	6	0	3	0	6	0	5	0	22
3:15	0	7	0	4	0	12	0	5	0	6	0	34
3:30	0	3	0	5	0	1	0	10	0	6	0	25
3:45	0	5	0	5	0	3	1	6	0	4	1	23
4:00	0	4	0	3	0	5	0	3	0	7	0	22
4:15	0	7	0	7	0	8	0	1	0	5	0	28
4:30	0	7	0	7	0	8	0	9	0	3	0	34
4:45	0	5	0	9	0	7	0	9	0	12	0	42
5:00	0	9	0	7	1	11	0	9	0	8	1	44
5:15	2	3	2	10	5	5	3	9	0	9	12	36
5:30	7	5	6	6	4	7	3	10	3	4	23	32
5:45	2	0	5	6	4	3	5	2	6	8	22	19
6:00	8	6	3	7	4	6	2	5	1	4	18	28
6:15	6	4	11	9	8	1	8	7	6	7	39	28
6:30	14	0	11	1	5	0	7	2	13	1	50	4
6:45	15	1	17	1	25	1	24	0	16	3	97	6
7:00	12	0	14	1	15	0	10	0	22	0	73	1
7:15	17	0	10	0	22	1	24	1	10	1	83	3
7:30	17	0	24	0	20	0	19	1	15	0	95	1
7:45	29	1	32	0	23	0	17	0	18	0	119	1
8:00	31	0	33	1	36	0	29	0	33	1	162	2
8:15	35	1	36	0	39	0	35	0	35	1	180	2
8:30	49	1	47	0	43	0	40	0	40	0	219	1
8:45	35	0	29	1	42	0	47	1	42	0	195	2
9:00	38	0	37	0	39	0	24	0	18	0	156	0
9:15	28	1	38	0	28	0	38	0	25	0	157	1
9:30	23	0	32	0	25	1	24	0	29	1	133	2
9:45	13	0	23	0	15	0	8	0	27	0	86	0
10:00	16	1	7	0	13	0	12	0	17	0	65	1
10:15	9	0	11	1	10	0	13	0	6	0	49	1
10:30	8	1	9	0	13	1	9	0	11	0	50	2
10:45	5	0	13	0	9	0	10	0	8	0	45	0
11:00	4	0	11	0	4	0	4	1	4	3	27	4
11:15	5	1	9	1	8	0	7	0	7	0	36	2
11:30	5	0	3	1	6	0	4	0	5	0	23	1
11:45	10	0	3	0	4	0	8	0	7	0	32	0
<b>Totals</b>	<b>443</b>	<b>124</b>	<b>477</b>	<b>158</b>	<b>471</b>	<b>136</b>	<b>436</b>	<b>161</b>	<b>428</b>	<b>159</b>	<b>2255</b>	<b>738</b>
<b>Day Total</b>	<b>567</b>		<b>635</b>		<b>607</b>		<b>597</b>		<b>587</b>		<b>2993</b>	
<b>AM Pct</b>	78.1%		75.1%		77.6%		73.0%		72.9%			

Peak Hour  
 Peak Volume  
 P.H.F

**AECOM**

7:00-8:00 AM	75	80	80	70	65	74
7:15-8:15 AM	94	99	101	89	76	92
7:30-8:30 AM	112	125	118	100	101	111
7:45-8:45 AM	144	148	141	121	126	136
8:00-9:00 AM	150	145	160	151	150	151

4:00-5:00 PM	23	26	28	22	27	25
4:15-5:15 PM	28	30	34	28	28	30
4:30-5:30 PM	24	33	31	36	32	31
4:45-5:45 PM	22	32	30	37	33	31
5:00-6:00 PM	17	29	26	30	29	26

Client: AECOM  
 File Number:  
 Route: L-17a  
 Location:

Site Ref: L-17a  
 Direction: OUT

Count Date	4/17/2023		4/18/2023		4/19/2023		4/20/2023		4/21/2023			
Count Time	AM	PM	AM	PM	AM	PM	AM	PM	AM	PM	AM	PM
0:00	1	4	0	11	0	6	0	10	2	5	3	36
0:15	0	9	0	0	0	5	1	5	0	4	1	23
0:30	0	8	0	6	0	9	1	6	0	8	1	37
0:45	0	6	0	3	1	6	0	5	0	6	1	26
1:00	0	2	0	4	0	6	0	7	0	3	0	22
1:15	0	3	0	5	0	6	0	5	0	10	0	29
1:30	0	9	0	7	0	6	0	8	0	10	0	40
1:45	0	3	2	4	1	8	2	7	0	8	5	30
2:00	0	1	0	10	0	7	0	6	1	11	1	35
2:15	0	7	0	11	0	10	0	9	0	15	0	52
2:30	0	11	1	10	0	7	0	15	0	9	1	52
2:45	0	6	0	10	0	11	0	11	0	12	0	50
3:00	0	11	0	20	0	17	0	18	1	16	1	82
3:15	0	23	0	18	0	25	0	19	0	23	0	108
3:30	0	22	0	24	0	25	0	21	0	19	0	111
3:45	0	19	0	17	0	10	0	14	1	15	1	75
4:00	0	17	0	23	0	23	1	18	0	16	1	97
4:15	0	27	0	13	0	27	0	20	1	25	1	112
4:30	1	24	0	22	0	23	0	28	0	28	1	125
4:45	0	20	0	25	0	24	1	26	0	20	1	115
5:00	0	31	0	33	0	30	0	37	0	25	0	156
5:15	0	29	0	32	0	24	0	23	0	23	0	131
5:30	1	30	0	33	0	24	0	29	0	24	1	140
5:45	0	28	0	24	1	36	0	28	1	26	2	142
6:00	0	13	0	26	0	18	1	18	0	25	1	100
6:15	2	21	1	22	0	14	0	17	0	19	3	93
6:30	2	15	0	22	0	35	0	27	1	21	3	120
6:45	1	11	0	12	3	10	2	14	0	13	6	60
7:00	0	15	2	9	1	8	2	6	1	9	6	47
7:15	1	8	0	4	2	6	4	7	0	4	7	29
7:30	2	4	4	4	2	2	2	8	6	7	16	25
7:45	3	5	1	6	2	6	2	4	2	3	10	24
8:00	1	3	7	8	9	3	5	2	7	4	29	20
8:15	9	2	10	6	10	1	9	1	9	1	47	11
8:30	8	2	12	3	9	6	15	0	14	2	58	13
8:45	7	1	10	3	5	3	7	4	6	1	35	12
9:00	3	1	2	2	12	3	7	0	4	0	28	6
9:15	7	2	13	1	14	0	7	1	7	0	48	4
9:30	5	0	10	3	7	2	6	0	10	1	38	6
9:45	7	1	5	1	3	1	6	1	7	5	28	9
10:00	11	2	5	3	5	1	3	3	9	0	33	9
10:15	6	2	7	0	3	0	2	0	3	2	21	4
10:30	1	0	6	0	4	0	7	1	1	1	19	2
10:45	3	0	6	1	6	3	7	0	3	0	25	4
11:00	4	0	11	0	7	0	5	0	3	1	30	1
11:15	3	2	5	1	10	1	5	0	3	1	26	5
11:30	4	1	5	1	10	0	8	2	11	0	38	4
11:45	6	2	4	1	10	1	5	1	8	0	33	5
<b>Totals</b>	<b>99</b>	<b>463</b>	<b>129</b>	<b>504</b>	<b>137</b>	<b>499</b>	<b>123</b>	<b>492</b>	<b>122</b>	<b>481</b>	<b>610</b>	<b>2439</b>
<b>Day Total</b>	<b>562</b>		<b>633</b>		<b>636</b>		<b>615</b>		<b>603</b>		<b>3049</b>	
<b>AM Pct</b>	17.6%		20.4%		21.5%		20.0%		20.2%			

Peak Hour  
 Peak Volume  
 P.H.F

**AECOM**

7:00-8:00 AM	6	7	7	10	9	8
7:15-8:15 AM	7	12	15	13	15	12
7:30-8:30 AM	15	22	23	18	24	20
7:45-8:45 AM	21	30	30	31	32	29
8:00-9:00 AM	25	39	33	36	36	34

4:00-5:00 PM	88	83	97	92	89	90
4:15-5:15 PM	102	93	104	111	98	102
4:30-5:30 PM	104	112	101	114	96	105
4:45-5:45 PM	110	123	102	115	92	108
5:00-6:00 PM	118	122	114	117	98	114



Client: AECOM  
 File Number:  
 Route: L-18a  
 Location:

Site Ref: L-18a  
 Direction: IN

Count Date	4/17/2023		4/18/2023		4/19/2023		4/20/2023		4/21/2023			
Count Time	AM	PM	AM	PM	AM	PM	AM	PM	AM	PM	AM	PM
0:00	0	6	0	8	0	4	0	5	0	0	0	23
0:15	0	1	0	1	0	3	0	3	0	1	0	9
0:30	0	10	0	3	0	7	0	5	0	4	0	29
0:45	0	1	0	4	0	2	0	0	0	0	0	7
1:00	0	2	0	3	0	4	0	1	0	1	0	11
1:15	0	3	0	2	0	2	0	3	0	2	0	12
1:30	0	0	0	2	0	1	0	2	0	1	0	6
1:45	0	2	0	3	0	0	0	2	0	0	0	7
2:00	0	1	0	0	0	0	0	1	0	0	0	2
2:15	0	0	0	0	0	2	0	2	0	4	0	8
2:30	0	1	0	6	0	2	0	2	0	0	0	11
2:45	0	1	0	1	0	6	0	2	0	5	0	15
3:00	0	5	0	2	0	1	0	0	0	3	0	11
3:15	0	3	0	12	0	3	0	2	0	0	0	20
3:30	0	6	0	3	0	7	0	4	0	2	0	22
3:45	0	3	0	6	0	3	0	5	0	2	0	19
4:00	0	8	0	5	0	4	0	3	2	2	2	22
4:15	0	4	0	4	0	3	0	3	0	3	0	17
4:30	3	4	0	10	0	6	0	2	1	6	4	28
4:45	4	4	4	6	3	1	2	5	2	5	15	21
5:00	3	4	1	2	5	9	4	7	2	5	15	27
5:15	4	5	6	7	5	3	4	1	3	2	22	18
5:30	9	6	9	9	5	8	13	4	7	4	43	31
5:45	17	2	18	3	15	19	14	1	14	6	78	31
6:00	22	7	27	1	31	7	29	3	26	2	135	20
6:15	25	2	25	2	35	2	24	1	32	3	141	10
6:30	19	0	22	2	29	2	24	0	15	1	109	5
6:45	23	3	17	1	20	0	17	3	14	2	91	9
7:00	9	0	7	4	5	1	12	1	8	1	41	7
7:15	9	4	13	0	11	4	17	1	10	0	60	9
7:30	13	0	16	2	8	2	5	0	8	1	50	5
7:45	10	1	11	1	4	3	11	3	2	0	38	8
8:00	7	1	12	0	10	0	9	0	4	0	42	1
8:15	4	5	2	0	2	0	4	1	7	2	19	8
8:30	3	1	6	0	1	1	4	0	5	0	19	2
8:45	7	0	9	0	11	0	9	0	9	1	45	1
9:00	3	1	7	0	9	0	13	0	8	1	40	2
9:15	0	0	4	0	6	0	4	0	0	1	14	1
9:30	5	0	1	0	3	0	3	1	0	0	12	1
9:45	6	0	3	0	4	0	5	0	6	1	24	1
10:00	3	0	4	0	4	0	4	0	1	0	16	0
10:15	3	0	7	0	1	0	4	1	3	0	18	1
10:30	4	0	4	1	6	2	7	0	4	0	25	3
10:45	2	0	7	0	16	0	8	0	3	0	36	0
11:00	0	0	6	0	5	0	4	0	1	0	16	0
11:15	1	0	1	0	3	0	3	0	4	0	12	0
11:30	4	0	5	0	10	0	5	0	4	0	28	0
11:45	2	0	7	0	1	0	5	0	0	0	15	0
<b>Totals</b>	<b>224</b>	<b>107</b>	<b>261</b>	<b>116</b>	<b>268</b>	<b>124</b>	<b>267</b>	<b>80</b>	<b>205</b>	<b>74</b>	<b>1225</b>	<b>501</b>
<b>Day Total</b>	<b>331</b>		<b>377</b>		<b>392</b>		<b>347</b>		<b>279</b>		<b>1726</b>	
<b>AM Pct</b>	67.7%		69.2%		68.4%		76.9%		73.5%			

Peak Hour  
 Peak Volume  
 P.H.F

**AECOM**

7:00-8:00 AM	41	47	28	45	28	38
7:15-8:15 AM	39	52	33	42	24	38
7:30-8:30 AM	34	41	24	29	21	30
7:45-8:45 AM	24	31	17	28	18	24
8:00-9:00 AM	21	29	24	26	25	25

4:00-5:00 PM	20	25	14	13	16	18
4:15-5:15 PM	16	22	19	17	19	19
4:30-5:30 PM	17	25	19	15	18	19
4:45-5:45 PM	19	24	21	17	16	19
5:00-6:00 PM	17	21	39	13	17	21

Client: AECOM  
 File Number:  
 Route: L-18a  
 Location:

Site Ref: L-18a  
 Direction: OUT

Count Date	4/17/2023		4/18/2023		4/19/2023		4/20/2023		4/21/2023		AM	PM
	AM	PM	AM	PM	AM	PM	AM	PM	AM	PM		
0:00	0	1	0	4	1	5	0	3	0	0	1	13
0:15	0	0	0	2	0	1	0	3	0	3	0	9
0:30	0	4	1	0	1	6	0	0	1	1	3	11
0:45	0	0	0	3	0	8	0	3	0	4	0	18
1:00	0	1	0	2	0	0	1	2	0	0	1	5
1:15	0	2	0	1	0	3	0	2	0	2	0	10
1:30	0	2	0	1	1	5	0	3	1	1	2	12
1:45	0	5	0	1	0	0	0	2	0	3	0	11
2:00	0	3	0	1	0	6	0	3	0	3	0	16
2:15	0	3	0	5	0	6	0	2	0	0	0	16
2:30	0	1	0	2	0	2	0	2	1	3	1	10
2:45	0	4	0	2	0	3	0	4	0	3	0	16
3:00	0	2	0	2	0	5	0	3	0	3	0	15
3:15	0	12	1	8	0	13	0	6	0	7	1	46
3:30	1	4	0	4	0	7	0	7	0	7	1	29
3:45	0	7	0	2	0	2	1	3	3	10	4	24
4:00	0	12	0	6	0	4	0	9	0	7	0	38
4:15	0	5	0	8	0	6	0	5	0	5	0	29
4:30	2	10	0	6	0	6	0	8	0	12	2	42
4:45	0	3	0	5	1	4	2	3	0	7	3	22
5:00	0	3	0	6	0	7	0	7	0	4	0	27
5:15	1	5	1	10	0	7	0	9	1	4	3	35
5:30	0	8	0	13	1	3	2	10	1	5	4	39
5:45	0	4	0	6	2	4	0	5	0	7	2	26
6:00	1	10	1	4	1	12	1	6	0	5	4	37
6:15	1	12	1	7	1	6	0	5	1	9	4	39
6:30	0	4	2	4	2	9	0	15	1	9	5	41
6:45	2	7	1	16	0	10	0	5	1	7	4	45
7:00	0	8	1	7	0	7	0	10	2	9	3	41
7:15	1	15	0	13	3	10	1	8	1	12	6	58
7:30	1	6	1	6	1	16	3	8	1	14	7	50
7:45	0	3	3	9	1	10	3	10	0	4	7	36
8:00	0	6	0	1	2	8	1	4	0	3	3	22
8:15	1	2	0	1	2	1	1	2	1	2	5	8
8:30	0	2	1	0	0	2	2	1	2	3	5	8
8:45	0	3	2	0	0	0	0	1	1	2	3	6
9:00	0	0	1	1	0	2	1	0	0	0	2	3
9:15	0	0	3	0	1	4	1	4	0	0	5	8
9:30	0	0	0	1	0	2	0	0	0	0	0	3
9:45	2	0	0	1	2	0	2	0	1	0	7	1
10:00	0	1	1	0	0	1	1	0	0	1	2	3
10:15	0	1	1	0	0	1	1	0	1	0	3	2
10:30	2	0	4	0	3	1	2	0	0	0	11	1
10:45	4	0	1	0	5	0	3	0	2	1	15	1
11:00	0	0	11	0	4	0	2	2	0	0	17	2
11:15	1	1	2	0	5	2	1	0	2	0	11	3
11:30	0	1	1	0	3	0	2	0	1	0	7	1
11:45	3	0	4	0	1	0	0	0	0	0	8	0
<b>Totals</b>	<b>23</b>	<b>183</b>	<b>45</b>	<b>171</b>	<b>44</b>	<b>217</b>	<b>34</b>	<b>185</b>	<b>26</b>	<b>182</b>	<b>172</b>	<b>938</b>
<b>Day Total</b>	<b>206</b>		<b>216</b>		<b>261</b>		<b>219</b>		<b>208</b>		<b>1110</b>	
<b>AM Pct</b>	11.2%		20.8%		16.9%		15.5%		12.5%			

Peak Hour  
 Peak Volume  
 P.H.F

**AECOM**

7:00-8:00 AM	2	5	5	7	4	5
7:15-8:15 AM	2	4	7	8	2	5
7:30-8:30 AM	2	4	6	8	2	4
7:45-8:45 AM	1	4	5	7	3	4
8:00-9:00 AM	1	3	4	4	4	3

4:00-5:00 PM	30	25	20	25	31	26
4:15-5:15 PM	21	25	23	23	28	24
4:30-5:30 PM	21	27	24	27	27	25
4:45-5:45 PM	19	34	21	29	20	25
5:00-6:00 PM	20	35	21	31	20	25

Client: AECOM  
 File Number:  
 Route: L-18b  
 Location:

Site Ref: L-18b  
 Direction: IN

Count Date	4/17/2023		4/18/2023		4/19/2023		4/20/2023		4/21/2023			
Count Time	AM	PM	AM	PM	AM	PM	AM	PM	AM	PM	AM	PM
0:00	0	2	0	7	0	9	0	2	0	2	0	22
0:15	0	5	0	7	0	0	0	4	0	3	0	19
0:30	0	1	0	7	0	7	0	3	0	5	0	23
0:45	0	3	0	2	0	5	0	1	0	4	0	15
1:00	0	8	0	7	0	1	0	3	0	2	0	21
1:15	0	1	0	5	0	2	0	8	0	11	0	27
1:30	0	1	0	7	0	3	0	5	0	0	0	16
1:45	0	0	0	0	0	5	0	8	0	6	0	19
2:00	0	1	0	5	0	3	0	8	0	2	0	19
2:15	0	0	0	1	0	0	0	2	0	1	0	4
2:30	0	2	0	1	0	1	0	1	0	5	0	10
2:45	0	3	0	6	0	1	0	2	0	6	0	18
3:00	0	2	0	1	0	4	0	2	0	1	0	10
3:15	0	0	0	1	0	5	0	3	0	8	0	17
3:30	0	4	0	2	0	1	0	3	0	0	0	10
3:45	0	0	0	3	0	1	0	2	1	6	1	12
4:00	0	6	1	4	0	12	0	5	0	3	1	30
4:15	0	3	0	0	0	1	0	3	0	1	0	8
4:30	0	1	0	6	0	9	2	2	0	1	2	19
4:45	1	2	0	7	0	3	0	3	0	2	1	17
5:00	0	0	2	2	1	3	2	1	1	3	6	9
5:15	2	6	1	5	0	5	5	6	2	3	10	25
5:30	5	1	3	5	4	1	2	2	2	0	16	9
5:45	5	2	3	4	4	7	1	2	7	1	20	16
6:00	2	2	4	3	2	5	3	6	1	7	12	23
6:15	8	6	8	4	7	2	5	9	6	8	34	29
6:30	5	5	7	8	10	2	10	4	7	1	39	20
6:45	6	3	10	5	11	3	6	5	6	0	39	16
7:00	9	2	2	2	8	2	10	0	4	2	33	8
7:15	5	1	4	1	9	1	3	1	3	2	24	6
7:30	6	0	4	1	17	1	10	0	2	2	39	4
7:45	12	2	11	1	18	0	16	0	9	1	66	4
8:00	14	2	7	0	13	1	5	0	3	1	42	4
8:15	9	1	5	1	9	1	12	0	7	1	42	4
8:30	8	2	9	1	7	0	17	2	12	1	53	6
8:45	6	0	6	0	15	1	12	2	8	2	47	5
9:00	6	0	11	0	7	0	16	0	7	0	47	0
9:15	3	0	10	0	6	0	10	0	2	0	31	0
9:30	2	0	11	0	10	0	5	2	15	1	43	3
9:45	8	0	10	0	5	0	12	0	8	0	43	0
10:00	6	0	6	0	12	0	4	0	0	0	28	0
10:15	3	0	5	2	8	0	5	0	2	0	23	2
10:30	6	0	7	0	11	0	6	0	5	1	35	1
10:45	6	0	14	0	16	0	5	0	11	0	52	0
11:00	7	0	6	1	13	2	6	0	7	0	39	3
11:15	4	0	4	2	5	0	7	1	2	0	22	3
11:30	5	0	2	0	5	0	5	0	7	0	24	0
11:45	2	2	7	0	0	0	3	0	5	0	17	2
<b>Totals</b>	<b>161</b>	<b>82</b>	<b>180</b>	<b>127</b>	<b>233</b>	<b>110</b>	<b>205</b>	<b>113</b>	<b>152</b>	<b>106</b>	<b>931</b>	<b>538</b>
<b>Day Total</b>	<b>243</b>		<b>307</b>		<b>343</b>		<b>318</b>		<b>258</b>		<b>1469</b>	
<b>AM Pct</b>	66.3%		58.6%		67.9%		64.5%		58.9%			

Peak Hour  
 Peak Volume  
 P.H.F

**AECOM**

7:00-8:00 AM	32	21	52	39	18	32
7:15-8:15 AM	37	26	57	34	17	34
7:30-8:30 AM	41	27	57	43	21	38
7:45-8:45 AM	43	32	47	50	31	41
8:00-9:00 AM	37	27	44	46	30	37

4:00-5:00 PM	12	17	25	13	7	15
4:15-5:15 PM	6	15	16	9	7	11
4:30-5:30 PM	9	20	20	12	9	14
4:45-5:45 PM	9	19	12	12	8	12
5:00-6:00 PM	9	16	16	11	7	12

Client: AECOM  
 File Number:  
 Route: L-18b  
 Location:

Site Ref: L-18b  
 Direction: OUT

Count Date	4/17/2023		4/18/2023		4/19/2023		4/20/2023		4/21/2023			
	AM	PM	AM	PM	AM	PM	AM	PM	AM	PM	AM	PM
0:00	0	2	0	5	0	4	2	1	1	2	3	14
0:15	0	0	0	3	0	2	0	0	0	1	0	6
0:30	0	0	0	1	0	3	0	3	0	4	0	11
0:45	0	2	0	0	0	4	0	1	0	0	0	7
1:00	0	6	0	2	0	2	0	0	0	2	0	12
1:15	0	2	0	2	0	2	0	0	0	0	0	6
1:30	2	2	0	1	0	1	0	1	0	0	2	5
1:45	1	0	0	4	0	0	0	1	0	1	1	6
2:00	0	1	0	2	0	2	0	5	0	0	0	10
2:15	0	2	0	3	0	0	0	1	0	4	0	10
2:30	0	2	0	4	0	4	0	1	0	6	0	17
2:45	0	4	0	7	0	1	0	7	0	3	0	22
3:00	0	0	0	3	0	7	0	3	0	2	0	15
3:15	0	4	0	5	0	0	0	3	0	1	0	13
3:30	0	1	0	4	0	2	0	2	0	4	0	13
3:45	0	3	0	3	0	3	0	5	0	7	0	21
4:00	0	1	0	2	0	10	0	2	0	4	0	19
4:15	0	10	0	2	0	6	0	5	0	0	0	23
4:30	0	2	0	0	0	4	0	6	0	2	0	14
4:45	0	4	0	3	0	4	0	6	0	2	0	19
5:00	1	7	0	4	0	13	0	5	0	1	1	30
5:15	0	5	0	10	0	6	0	7	0	6	0	34
5:30	0	6	0	7	0	8	0	4	0	4	0	29
5:45	0	7	0	7	0	7	0	8	0	4	0	33
6:00	1	2	0	7	0	7	2	4	2	2	5	22
6:15	1	3	0	10	1	11	0	9	0	3	2	36
6:30	0	1	1	3	2	4	0	4	0	3	3	15
6:45	0	1	0	3	0	6	0	1	1	1	1	12
7:00	0	1	3	9	0	5	0	3	0	1	3	19
7:15	1	6	1	3	1	5	2	3	0	0	5	17
7:30	5	2	2	0	2	4	2	7	1	6	12	19
7:45	2	3	0	4	0	5	2	3	2	2	6	17
8:00	2	2	1	5	0	2	1	6	0	5	4	20
8:15	0	2	0	3	0	7	3	2	0	3	3	17
8:30	0	4	0	1	2	0	0	0	0	2	2	7
8:45	1	0	0	2	3	5	1	3	1	2	6	12
9:00	0	4	0	2	2	1	0	0	2	0	4	7
9:15	0	2	0	0	2	1	0	2	0	0	2	5
9:30	2	2	1	0	2	0	1	0	1	0	7	2
9:45	3	0	2	1	0	0	3	0	0	0	8	1
10:00	0	0	5	0	0	0	0	0	3	0	8	0
10:15	0	0	2	0	2	1	1	1	6	1	11	3
10:30	0	0	2	1	1	1	0	1	1	4	4	7
10:45	4	0	2	0	4	0	2	0	1	1	13	1
11:00	0	0	1	0	2	1	1	0	4	0	8	1
11:15	0	0	3	0	1	2	4	0	0	1	8	3
11:30	1	0	0	1	0	0	1	0	1	0	3	1
11:45	0	2	3	2	2	0	1	0	2	0	8	4
<b>Totals</b>	<b>27</b>	<b>110</b>	<b>29</b>	<b>141</b>	<b>29</b>	<b>163</b>	<b>29</b>	<b>126</b>	<b>29</b>	<b>97</b>	<b>143</b>	<b>637</b>
<b>Day Total</b>	<b>137</b>		<b>170</b>		<b>192</b>		<b>155</b>		<b>126</b>		<b>780</b>	
<b>AM Pct</b>	19.7%		17.1%		15.1%		18.7%		23.0%			

Peak Hour  
 Peak Volume  
 P.H.F

**AECOM**

7:00-8:00 AM	8	6	3	6	3	5
7:15-8:15 AM	10	4	3	7	3	5
7:30-8:30 AM	9	3	2	8	3	5
7:45-8:45 AM	4	1	2	6	2	3
8:00-9:00 AM	3	1	5	5	1	3

4:00-5:00 PM	17	7	24	19	8	15
4:15-5:15 PM	23	9	27	22	5	17
4:30-5:30 PM	18	17	27	24	11	19
4:45-5:45 PM	22	24	31	22	13	22
5:00-6:00 PM	25	28	34	24	15	25

Client: AECOM  
 File Number:  
 Route: L-18c  
 Location:

Site Ref: L-18c  
 Direction: IN

Count Date	4/17/2023		4/18/2023		4/19/2023		4/20/2023		4/21/2023		AM	PM
	AM	PM	AM	PM	AM	PM	AM	PM	AM	PM		
0:00	0	3	0	4	0	5	2	5	0	0	2	17
0:15	0	6	0	3	0	2	0	9	0	4	0	24
0:30	0	1	0	2	0	6	0	8	0	3	0	20
0:45	0	7	2	3	0	5	0	5	0	3	2	23
1:00	0	4	0	2	0	1	1	1	0	4	1	12
1:15	0	4	0	7	0	9	0	5	0	2	0	27
1:30	0	2	0	3	0	2	0	9	0	4	0	20
1:45	0	2	0	9	0	5	0	3	1	5	1	24
2:00	0	1	2	4	4	2	4	6	3	6	13	19
2:15	0	3	2	4	2	5	2	4	2	6	8	22
2:30	0	6	0	2	0	3	0	5	0	0	0	16
2:45	0	3	0	2	0	4	0	3	0	2	0	14
3:00	0	4	0	2	0	4	0	5	1	7	1	22
3:15	0	1	0	2	0	1	0	5	0	1	0	10
3:30	1	4	0	3	0	5	0	6	1	2	2	20
3:45	0	1	0	2	0	2	1	2	0	0	1	7
4:00	0	6	0	5	0	6	0	2	0	1	0	20
4:15	1	3	0	4	0	0	0	6	0	2	1	15
4:30	0	4	0	1	1	5	1	2	0	1	2	13
4:45	0	1	0	0	2	2	1	6	0	6	3	15
5:00	4	3	5	4	1	5	2	6	3	3	15	21
5:15	2	0	0	4	0	1	1	1	0	5	3	11
5:30	2	4	2	0	2	4	0	2	1	5	7	15
5:45	5	3	0	4	2	7	4	2	0	3	11	19
6:00	4	4	4	3	2	1	3	1	2	2	15	11
6:15	10	0	7	7	7	4	11	1	5	3	40	15
6:30	6	1	11	1	6	0	9	2	4	1	36	5
6:45	5	0	8	3	10	1	11	3	9	6	43	13
7:00	4	0	8	2	5	2	10	2	3	4	30	10
7:15	8	0	8	0	9	1	4	0	3	3	32	4
7:30	5	1	7	1	3	6	4	1	6	0	25	9
7:45	13	5	10	4	2	0	5	1	8	0	38	10
8:00	5	1	7	2	6	3	8	2	8	4	34	12
8:15	10	1	12	1	16	0	9	1	11	1	58	4
8:30	6	0	7	0	12	0	9	2	8	1	42	3
8:45	12	0	8	0	11	0	17	2	7	1	55	3
9:00	8	0	4	3	6	0	10	0	8	0	36	3
9:15	6	0	7	0	9	0	15	3	3	0	40	3
9:30	8	0	9	4	6	0	7	0	6	4	36	8
9:45	12	2	3	0	5	1	5	0	2	0	27	3
10:00	6	0	13	0	6	2	6	0	2	0	33	2
10:15	6	0	12	0	10	0	5	0	10	0	43	0
10:30	7	0	11	0	7	1	5	0	3	0	33	1
10:45	4	0	3	0	3	2	7	2	6	0	23	4
11:00	6	0	6	0	5	3	5	0	5	0	27	3
11:15	2	2	3	0	4	0	6	2	7	0	22	4
11:30	6	1	6	1	5	0	9	0	9	0	35	2
11:45	5	0	9	0	4	0	1	0	2	0	21	0
<b>Totals</b>	<b>179</b>	<b>94</b>	<b>196</b>	<b>108</b>	<b>173</b>	<b>118</b>	<b>200</b>	<b>133</b>	<b>149</b>	<b>105</b>	<b>897</b>	<b>558</b>
<b>Day Total</b>	<b>273</b>		<b>304</b>		<b>291</b>		<b>333</b>		<b>254</b>		<b>1455</b>	
<b>AM Pct</b>	65.6%		64.5%		59.5%		60.1%		58.7%			

Peak Hour  
 Peak Volume  
 P.H.F

**AECOM**

7:00-8:00 AM	30	33	19	23	20	25
7:15-8:15 AM	31	32	20	21	25	26
7:30-8:30 AM	33	36	27	26	33	31
7:45-8:45 AM	34	36	36	31	35	34
8:00-9:00 AM	33	34	45	43	34	38

4:00-5:00 PM	14	10	13	16	10	13
4:15-5:15 PM	11	9	12	20	12	13
4:30-5:30 PM	8	9	13	15	15	12
4:45-5:45 PM	8	8	12	15	19	12
5:00-6:00 PM	10	12	17	11	16	13

Client: AECOM  
 File Number:  
 Route: L-18c  
 Location:

Site Ref: L-18c  
 Direction: OUT

Count Date	4/17/2023		4/18/2023		4/19/2023		4/20/2023		4/21/2023			
Count Time	AM	PM	AM	PM	AM	PM	AM	PM	AM	PM	AM	PM
0:00	2	3	0	7	0	7	2	10	2	6	6	33
0:15	0	9	0	11	1	6	2	2	0	7	3	35
0:30	0	4	0	6	0	4	0	7	1	5	1	26
0:45	0	6	2	8	1	5	0	10	0	6	3	35
1:00	0	7	0	9	0	6	0	5	0	5	0	32
1:15	0	5	0	10	0	3	0	11	0	3	0	32
1:30	0	5	0	8	0	6	0	6	0	3	0	28
1:45	0	3	0	3	0	6	0	13	3	6	3	31
2:00	0	4	0	8	0	7	0	9	0	11	0	39
2:15	0	5	0	9	0	3	0	7	0	6	0	30
2:30	0	8	0	6	0	5	0	13	0	6	0	38
2:45	0	12	0	14	0	8	0	7	0	7	0	48
3:00	0	11	0	10	0	15	0	8	0	9	0	53
3:15	0	15	0	11	0	12	0	20	1	13	1	71
3:30	0	19	0	12	0	12	1	16	0	18	1	77
3:45	0	13	0	14	1	17	0	14	1	14	2	72
4:00	0	15	0	11	0	9	0	18	0	15	0	68
4:15	0	18	0	30	0	24	0	25	0	20	0	117
4:30	0	16	0	12	0	15	0	16	0	21	0	80
4:45	1	16	2	18	0	21	0	20	0	18	3	93
5:00	1	12	2	22	6	19	2	11	4	15	15	79
5:15	4	21	3	26	4	26	6	17	3	17	20	107
5:30	3	20	7	15	4	15	2	27	3	15	19	92
5:45	4	20	5	24	4	23	5	28	4	14	22	109
6:00	3	12	1	17	3	19	2	14	1	23	10	85
6:15	3	8	4	12	7	9	4	13	4	11	22	53
6:30	3	13	3	14	2	15	2	11	3	10	13	63
6:45	3	14	5	10	5	6	4	4	6	3	23	37
7:00	2	10	2	6	5	10	3	3	1	9	13	38
7:15	8	9	9	6	4	9	3	13	5	11	29	48
7:30	4	12	8	7	6	4	8	7	5	6	31	36
7:45	11	8	7	5	7	6	6	6	7	3	38	28
8:00	3	3	6	10	4	8	7	7	4	8	24	36
8:15	6	8	5	5	11	14	7	4	6	4	35	35
8:30	6	2	6	2	2	7	2	6	4	4	20	21
8:45	7	3	9	1	6	5	9	2	6	4	37	15
9:00	3	1	8	3	8	2	4	4	4	0	27	10
9:15	5	2	4	1	5	0	0	4	0	5	14	12
9:30	5	0	7	4	1	4	3	5	2	3	18	16
9:45	1	4	2	1	1	6	2	1	4	1	10	13
10:00	6	3	10	2	9	1	4	0	4	0	33	6
10:15	5	1	3	1	4	3	8	2	4	0	24	7
10:30	11	2	0	0	5	2	3	1	3	1	22	6
10:45	2	3	9	1	10	7	4	5	9	0	34	16
11:00	5	0	4	1	8	5	4	1	7	2	28	9
11:15	10	5	3	7	3	1	10	4	4	2	30	19
11:30	7	1	6	4	5	1	4	0	7	0	29	6
11:45	2	1	7	0	10	0	10	0	11	0	40	1
<b>Totals</b>	<b>136</b>	<b>392</b>	<b>149</b>	<b>424</b>	<b>152</b>	<b>418</b>	<b>133</b>	<b>437</b>	<b>133</b>	<b>370</b>	<b>703</b>	<b>2041</b>
<b>Day Total</b>	<b>528</b>		<b>573</b>		<b>570</b>		<b>570</b>		<b>503</b>		<b>2744</b>	
<b>AM Pct</b>	25.8%		26.0%		26.7%		23.3%		26.4%			

Peak Hour  
 Peak Volume  
 P.H.F

**AECOM**

7:00-8:00 AM	25	26	22	20	18	22
7:15-8:15 AM	26	30	21	24	21	24
7:30-8:30 AM	24	26	28	28	22	26
7:45-8:45 AM	26	24	24	22	21	23
8:00-9:00 AM	22	26	23	25	20	23

4:00-5:00 PM	65	71	69	79	74	72
4:15-5:15 PM	62	82	79	72	74	74
4:30-5:30 PM	65	78	81	64	71	72
4:45-5:45 PM	69	81	81	75	65	74
5:00-6:00 PM	73	87	83	83	61	77

Client: AECOM  
 File Number:  
 Route: L-1a  
 Location:

Site Ref: L-1a  
 Direction: IN

Count Date	4/17/2023		4/18/2023		4/19/2023		4/20/2023		4/21/2023			
Count Time	AM	PM	AM	PM	AM	PM	AM	PM	AM	PM	AM	PM
0:00	0	16	2	14	2	11	3	8	3	11	10	60
0:15	0	8	1	16	2	15	2	11	0	12	5	62
0:30	0	25	2	24	1	28	1	25	1	16	5	118
0:45	0	27	0	16	1	23	3	19	1	12	5	97
1:00	0	5	1	15	0	15	1	17	0	10	2	62
1:15	0	8	0	19	1	10	0	11	1	10	2	58
1:30	0	23	2	11	1	16	3	18	1	16	7	84
1:45	0	25	0	25	0	23	0	19	0	23	0	115
2:00	0	18	0	21	0	28	0	27	0	18	0	112
2:15	0	29	1	36	0	28	1	28	1	28	3	149
2:30	1	22	1	32	2	28	1	25	1	19	6	126
2:45	1	8	0	13	0	5	0	8	0	8	1	42
3:00	0	5	0	6	0	14	0	4	0	4	0	33
3:15	0	8	0	3	1	9	1	2	1	6	3	28
3:30	6	6	3	5	4	3	4	1	3	5	20	20
3:45	3	5	4	7	3	3	2	1	2	1	14	17
4:00	1	6	2	7	1	5	2	0	3	10	9	28
4:15	3	1	4	5	4	5	6	5	5	4	22	20
4:30	3	4	4	5	5	3	3	8	6	5	21	25
4:45	4	8	3	8	4	10	3	4	3	10	17	40
5:00	5	3	2	2	6	11	4	5	3	3	20	24
5:15	7	3	8	3	9	6	6	10	5	8	35	30
5:30	12	1	16	1	14	7	10	8	9	3	61	20
5:45	10	1	14	0	15	4	20	4	19	3	78	12
6:00	38	2	37	2	37	4	50	1	40	4	202	13
6:15	62	2	56	1	69	3	69	4	62	0	318	10
6:30	107	1	107	2	89	4	93	2	102	7	498	16
6:45	59	0	53	3	77	2	66	5	70	2	325	12
7:00	34	2	29	1	37	1	37	0	28	1	165	5
7:15	42	2	59	2	39	2	48	2	46	3	234	11
7:30	62	4	56	11	68	5	56	2	53	11	295	33
7:45	45	0	64	6	59	6	57	6	44	5	269	23
8:00	47	7	46	3	55	1	51	5	33	4	232	20
8:15	49	3	50	1	55	2	44	1	40	0	238	7
8:30	24	0	40	1	41	0	35	1	24	0	164	2
8:45	29	1	29	3	39	4	27	3	21	0	145	11
9:00	21	2	20	3	23	4	26	4	13	3	103	16
9:15	24	4	21	4	22	4	17	5	13	5	97	22
9:30	14	4	23	4	11	6	18	4	13	5	79	23
9:45	18	6	18	3	17	2	10	5	9	3	72	19
10:00	18	3	16	3	15	2	11	6	10	3	70	17
10:15	19	3	17	2	16	3	15	5	13	3	80	16
10:30	15	4	15	6	14	5	12	4	12	2	68	21
10:45	8	3	11	4	13	2	9	2	3	3	44	14
11:00	8	3	8	3	8	3	12	2	7	4	43	15
11:15	2	4	9	6	6	4	13	6	12	5	42	25
11:30	13	8	14	8	14	5	5	8	7	8	53	37
11:45	10	1	11	2	11	3	9	5	8	2	49	13
<b>Totals</b>	<b>824</b>	<b>334</b>	<b>879</b>	<b>378</b>	<b>911</b>	<b>387</b>	<b>866</b>	<b>356</b>	<b>751</b>	<b>328</b>	<b>4231</b>	<b>1783</b>
<b>Day Total</b>	<b>1158</b>		<b>1257</b>		<b>1298</b>		<b>1222</b>		<b>1079</b>		<b>6014</b>	
<b>AM Pct</b>	71.2%		69.9%		70.2%		70.9%		69.6%			

Peak Hour  
 Peak Volume  
 P.H.F

**AECOM**

<b>7:00-8:00 AM</b>	183	208	203	198	171	193
<b>7:15-8:15 AM</b>	196	225	221	212	176	206
<b>7:30-8:30 AM</b>	203	216	237	208	170	207
<b>7:45-8:45 AM</b>	165	200	210	187	141	181
<b>8:00-9:00 AM</b>	149	165	190	157	118	156

<b>4:00-5:00 PM</b>	19	25	23	17	29	23
<b>4:15-5:15 PM</b>	16	20	29	22	22	22
<b>4:30-5:30 PM</b>	18	18	30	27	26	24
<b>4:45-5:45 PM</b>	15	14	34	27	24	23
<b>5:00-6:00 PM</b>	8	6	28	27	17	17

Client: AECOM  
 File Number:  
 Route: L-1a  
 Location:

Site Ref: L-1a  
 Direction: OUT

Count Date	4/17/2023		4/18/2023		4/19/2023		4/20/2023		4/21/2023		AM	PM
	AM	PM	AM	PM	AM	PM	AM	PM	AM	PM		
0:00	0	13	3	10	3	38	5	12	10	7	21	80
0:15	0	11	3	14	1	23	2	10	0	6	6	64
0:30	0	14	3	10	6	23	2	10	1	9	12	66
0:45	0	14	3	12	0	17	3	14	2	12	8	69
1:00	0	6	1	14	0	25	2	12	1	12	4	69
1:15	0	10	0	15	2	27	0	9	1	10	3	71
1:30	0	18	6	15	5	34	7	20	6	17	24	104
1:45	0	12	0	14	1	28	2	14	0	16	3	84
2:00	1	17	0	22	1	26	1	13	0	9	3	87
2:15	0	20	2	19	0	56	0	19	1	15	3	129
2:30	1	17	1	18	3	35	2	26	1	16	8	112
2:45	0	10	1	14	0	30	0	16	0	26	1	96
3:00	0	18	0	19	0	33	0	23	0	19	0	112
3:15	1	20	0	18	0	55	0	19	0	21	1	133
3:30	0	42	0	39	0	73	1	54	1	38	2	246
3:45	2	43	1	49	1	42	1	39	1	30	6	203
4:00	0	50	0	37	0	54	1	39	0	27	1	207
4:15	0	40	0	47	0	54	2	40	1	38	3	219
4:30	1	47	0	58	1	74	0	55	0	37	2	271
4:45	1	43	1	54	3	59	2	54	3	53	10	263
5:00	0	55	1	56	1	83	0	57	1	43	3	294
5:15	0	53	1	71	1	72	1	67	0	48	3	311
5:30	0	41	0	51	0	65	1	64	0	42	1	263
5:45	1	45	5	59	3	45	4	37	1	30	14	216
6:00	2	33	5	38	2	32	1	34	0	39	10	176
6:15	0	29	1	34	1	38	3	26	0	24	5	151
6:30	0	28	0	28	0	28	4	26	3	16	7	126
6:45	3	13	2	15	4	15	4	27	1	14	14	84
7:00	0	15	1	9	1	26	2	18	2	12	6	80
7:15	1	7	2	22	3	13	0	21	1	21	7	84
7:30	1	41	2	34	1	38	1	36	2	44	7	193
7:45	5	56	2	59	7	41	2	66	2	65	18	287
8:00	2	23	4	26	1	28	2	29	1	44	10	150
8:15	4	11	3	15	3	6	6	6	2	8	18	46
8:30	2	4	3	9	5	10	4	7	2	15	16	45
8:45	5	8	3	3	8	9	3	4	6	8	25	32
9:00	4	11	4	15	2	11	6	10	1	9	17	56
9:15	8	8	5	7	3	7	3	13	3	8	22	43
9:30	5	14	0	12	4	12	1	7	5	13	15	58
9:45	6	9	6	17	4	17	3	17	1	13	20	73
10:00	6	6	2	5	11	9	2	9	1	7	22	36
10:15	9	4	3	8	27	9	3	9	7	10	49	40
10:30	5	13	9	10	33	11	3	11	8	6	58	51
10:45	6	6	8	7	19	6	5	5	5	11	43	35
11:00	8	11	2	14	34	16	8	10	3	8	55	59
11:15	7	17	8	25	29	22	5	26	7	29	56	119
11:30	6	32	7	33	23	40	4	45	5	34	45	184
11:45	12	12	12	14	19	13	7	12	4	15	54	66
<b>Totals</b>	<b>115</b>	<b>1070</b>	<b>126</b>	<b>1194</b>	<b>276</b>	<b>1528</b>	<b>121</b>	<b>1197</b>	<b>103</b>	<b>1054</b>	<b>741</b>	<b>6043</b>
<b>Day Total</b>	<b>1185</b>		<b>1320</b>		<b>1804</b>		<b>1318</b>		<b>1157</b>		<b>6784</b>	
<b>AM Pct</b>	9.7%		9.5%		15.3%		9.2%		8.9%			

Peak Hour  
 Peak Volume  
 P.H.F

**AECOM**

7:00-8:00 AM	7	7	12	5	7	8
7:15-8:15 AM	9	10	12	5	6	8
7:30-8:30 AM	12	11	12	11	7	11
7:45-8:45 AM	13	12	16	14	7	12
8:00-9:00 AM	13	13	17	15	11	14

4:00-5:00 PM	180	196	241	188	155	192
4:15-5:15 PM	185	215	270	206	171	209
4:30-5:30 PM	198	239	288	233	181	228
4:45-5:45 PM	192	232	279	242	186	226
5:00-6:00 PM	194	237	265	225	163	217



Client: AECOM  
 File Number:  
 Route: L-1b  
 Location:

Site Ref: L-1b  
 Direction: IN

Count Date	4/17/2023		4/18/2023		4/19/2023		4/20/2023		4/21/2023			
Count Time	AM	PM	AM	PM	AM	PM	AM	PM	AM	PM	AM	PM
0:00	0	20	0	12	0	15	0	9	0	13	0	69
0:15	1	17	1	25	2	23	1	18	1	13	6	96
0:30	0	21	0	23	0	28	1	19	0	17	1	108
0:45	0	22	0	26	0	42	0	26	2	19	2	135
1:00	0	28	0	22	0	36	0	21	0	12	0	119
1:15	0	27	1	27	0	21	0	10	1	24	2	109
1:30	0	39	0	26	0	26	1	29	0	23	1	143
1:45	0	28	0	39	1	22	0	18	0	21	1	128
2:00	0	23	0	33	0	37	0	29	0	30	0	152
2:15	0	38	0	23	0	42	0	24	0	27	0	154
2:30	0	37	1	31	0	31	1	24	1	27	3	150
2:45	1	28	0	28	1	30	0	20	0	21	2	127
3:00	0	20	0	21	0	16	0	24	0	18	0	99
3:15	0	23	0	6	0	27	1	15	0	27	1	98
3:30	0	22	0	9	0	29	0	17	0	21	0	98
3:45	0	22	0	13	0	23	0	16	0	19	0	93
4:00	0	9	0	24	0	12	0	6	0	14	0	65
4:15	1	9	2	25	1	18	3	9	0	12	7	73
4:30	0	8	1	9	2	17	0	6	1	21	4	61
4:45	0	11	0	8	0	14	0	9	0	13	0	55
5:00	2	10	0	3	0	8	0	5	1	10	3	36
5:15	0	6	0	7	0	4	0	12	0	8	0	37
5:30	0	8	1	7	2	10	0	6	1	3	4	34
5:45	1	6	0	3	0	6	0	4	0	3	1	22
6:00	1	1	5	6	6	2	3	7	6	7	21	23
6:15	3	17	7	7	7	8	5	3	7	6	29	41
6:30	5	5	10	5	8	4	7	4	10	7	40	25
6:45	9	7	12	4	12	7	16	5	23	6	72	29
7:00	14	6	7	2	12	6	15	7	9	5	57	26
7:15	22	7	16	6	8	4	17	2	14	5	77	24
7:30	23	9	24	3	19	3	21	3	9	5	96	23
7:45	23	0	24	2	26	2	27	3	16	2	116	9
8:00	22	4	17	3	19	4	14	3	15	3	87	17
8:15	25	6	23	6	29	1	19	3	29	1	125	17
8:30	34	1	43	1	30	6	26	5	20	2	153	15
8:45	30	1	31	3	39	3	19	1	22	4	141	12
9:00	26	2	21	1	40	3	24	0	14	3	125	9
9:15	42	1	23	1	33	0	22	2	19	0	139	4
9:30	28	1	24	2	33	0	22	0	18	2	125	5
9:45	32	0	30	0	36	1	20	2	26	1	144	4
10:00	27	0	29	0	29	0	22	0	36	2	143	2
10:15	43	1	23	1	38	1	24	0	27	2	155	5
10:30	30	1	31	1	28	1	27	0	13	1	129	4
10:45	18	0	35	0	39	1	31	0	30	0	153	1
11:00	26	2	11	0	24	1	24	0	25	0	110	3
11:15	23	1	26	0	25	0	20	1	20	2	114	4
11:30	23	0	31	0	23	0	17	0	21	0	115	0
11:45	16	0	16	0	15	0	14	1	21	0	82	1
<b>Totals</b>	<b>551</b>	<b>555</b>	<b>526</b>	<b>504</b>	<b>587</b>	<b>595</b>	<b>464</b>	<b>428</b>	<b>458</b>	<b>482</b>	<b>2586</b>	<b>2564</b>
<b>Day Total</b>	<b>1106</b>		<b>1030</b>		<b>1182</b>		<b>892</b>		<b>940</b>		<b>5150</b>	
<b>AM Pct</b>	49.8%		51.1%		49.7%		52.0%		48.7%			

Peak Hour  
 Peak Volume  
 P.H.F

**AECOM**

7:00-8:00 AM	82	71	65	80	48	69
7:15-8:15 AM	90	81	72	79	54	75
7:30-8:30 AM	93	88	93	81	69	85
7:45-8:45 AM	104	107	104	86	80	96
8:00-9:00 AM	111	114	117	78	86	101

4:00-5:00 PM	37	66	61	30	60	51
4:15-5:15 PM	38	45	57	29	56	45
4:30-5:30 PM	35	27	43	32	52	38
4:45-5:45 PM	35	25	36	32	34	32
5:00-6:00 PM	30	20	28	27	24	26

Client: AECOM  
 File Number:  
 Route: L-1b  
 Location:

Site Ref: L-1b  
 Direction: OUT

Count Date	4/17/2023		4/18/2023		4/19/2023		4/20/2023		4/21/2023			
Count Time	AM	PM	AM	PM	AM	PM	AM	PM	AM	PM	AM	PM
0:00	0	28	1	23	1	15	0	35	1	23	3	124
0:15	1	27	1	33	0	13	1	22	2	19	5	114
0:30	0	23	1	30	4	15	2	18	1	14	8	100
0:45	0	17	0	16	0	4	1	20	2	23	3	80
1:00	0	11	0	17	0	14	1	19	1	17	2	78
1:15	0	19	1	11	1	9	0	12	1	10	3	61
1:30	0	18	2	14	1	12	1	17	1	14	5	75
1:45	0	24	0	21	1	12	1	21	0	18	2	96
2:00	0	27	0	25	0	13	0	21	0	24	0	110
2:15	0	27	0	23	0	12	0	24	0	17	0	103
2:30	0	38	1	26	0	16	1	15	1	23	3	118
2:45	1	22	0	13	1	14	0	34	0	21	2	104
3:00	0	28	0	29	0	19	0	21	0	18	0	115
3:15	0	30	0	19	0	16	1	22	0	21	1	108
3:30	0	26	0	30	0	12	0	31	0	27	0	126
3:45	0	28	0	32	0	13	0	25	0	30	0	128
4:00	0	30	0	35	0	9	0	21	0	24	0	119
4:15	0	28	0	24	0	20	0	11	0	19	0	102
4:30	0	24	0	22	0	20	0	24	0	21	0	111
4:45	0	23	0	30	0	14	0	19	0	20	0	106
5:00	1	31	0	22	3	15	0	22	0	23	4	113
5:15	0	17	0	17	0	7	0	15	0	15	0	71
5:30	0	11	0	8	2	14	0	14	0	10	2	57
5:45	0	14	2	18	3	13	0	18	0	13	5	76
6:00	1	8	0	12	4	10	1	10	1	12	7	52
6:15	0	13	0	17	1	7	1	10	3	4	5	51
6:30	1	5	2	12	4	6	1	9	2	8	10	40
6:45	2	8	5	8	1	14	3	6	4	10	15	46
7:00	4	9	7	7	1	9	3	10	5	6	20	41
7:15	7	6	3	2	10	12	10	6	6	11	36	37
7:30	6	11	6	6	6	4	7	6	8	7	33	34
7:45	8	7	3	3	5	6	5	7	3	11	24	34
8:00	6	4	8	8	11	5	15	2	10	2	50	21
8:15	15	5	5	2	12	5	7	6	13	5	52	23
8:30	8	3	20	3	10	0	10	6	10	0	58	12
8:45	20	1	11	3	25	7	8	6	17	6	81	23
9:00	13	1	19	5	18	5	12	1	10	3	72	15
9:15	22	9	17	2	18	3	17	5	12	3	86	22
9:30	26	5	19	8	21	10	20	2	25	7	111	32
9:45	34	6	18	6	21	2	25	8	16	4	114	26
10:00	30	2	27	1	24	2	16	3	15	3	112	11
10:15	31	3	26	1	16	4	22	4	21	1	116	13
10:30	20	3	30	2	14	2	16	1	23	3	103	11
10:45	25	3	30	2	16	3	28	0	22	1	121	9
11:00	39	6	28	6	14	4	25	5	24	6	130	27
11:15	33	14	30	11	14	7	33	10	30	7	140	49
11:30	23	22	34	18	8	15	23	17	21	15	109	87
11:45	35	5	36	9	12	2	31	6	27	6	141	28
<b>Totals</b>	<b>412</b>	<b>730</b>	<b>393</b>	<b>692</b>	<b>303</b>	<b>465</b>	<b>348</b>	<b>647</b>	<b>338</b>	<b>605</b>	<b>1794</b>	<b>3139</b>
<b>Day Total</b>	<b>1142</b>		<b>1085</b>		<b>768</b>		<b>995</b>		<b>943</b>		<b>4933</b>	
<b>AM Pct</b>	36.1%		36.2%		39.5%		35.0%		35.8%			

Peak Hour  
 Peak Volume  
 P.H.F

**AECOM**

7:00-8:00 AM	25	19	22	25	22	23
7:15-8:15 AM	27	20	32	37	27	29
7:30-8:30 AM	35	22	34	34	34	32
7:45-8:45 AM	37	36	38	37	36	37
8:00-9:00 AM	49	44	58	40	50	48

4:00-5:00 PM	105	111	63	75	84	88
4:15-5:15 PM	106	98	69	76	83	86
4:30-5:30 PM	95	91	56	80	79	80
4:45-5:45 PM	82	77	50	70	68	69
5:00-6:00 PM	73	65	49	69	61	63

Client: AECOM  
 File Number:  
 Route: L-1c  
 Location:

Site Ref: L-1c  
 Direction: IN

Count Date	4/17/2023		4/18/2023		4/19/2023		4/20/2023		4/21/2023			
Count Time	AM	PM	AM	PM	AM	PM	AM	PM	AM	PM	AM	PM
0:00	0	2	0	1	0	2	0	1	0	0	0	6
0:15	0	1	0	3	0	3	0	0	0	0	0	7
0:30	0	1	0	0	0	1	0	4	0	0	0	6
0:45	0	0	0	2	0	4	0	2	0	2	0	10
1:00	0	2	0	2	0	1	0	0	0	0	0	5
1:15	0	1	0	1	0	3	0	0	0	1	0	6
1:30	0	2	0	1	0	3	0	3	0	1	0	10
1:45	0	3	0	2	0	2	0	3	0	2	0	12
2:00	0	5	0	0	0	2	0	0	0	1	0	8
2:15	0	2	0	0	0	1	0	3	0	0	0	6
2:30	0	0	0	0	0	3	0	3	0	3	0	9
2:45	0	1	0	4	0	2	0	4	0	2	0	13
3:00	0	0	0	2	0	2	0	2	0	0	0	6
3:15	0	0	0	2	0	1	0	0	0	3	0	6
3:30	0	0	0	1	0	2	0	4	0	4	0	11
3:45	0	3	0	1	0	1	0	3	0	2	0	10
4:00	0	3	0	0	0	1	0	1	0	1	0	6
4:15	0	1	0	1	0	0	0	2	0	4	0	8
4:30	0	0	0	1	0	2	0	1	0	1	0	5
4:45	1	1	0	0	0	0	1	0	0	1	2	2
5:00	0	0	0	0	0	3	0	0	0	0	0	3
5:15	0	0	0	1	1	1	0	0	0	0	1	2
5:30	1	1	1	0	0	1	0	1	1	0	3	3
5:45	0	0	2	1	1	2	1	1	1	0	5	4
6:00	2	1	4	1	2	1	1	0	3	0	12	3
6:15	2	1	4	1	0	0	2	0	1	0	9	2
6:30	2	0	2	0	1	0	5	0	2	1	12	1
6:45	5	1	4	2	3	1	4	1	2	1	18	6
7:00	2	0	2	0	1	0	2	2	0	5	7	7
7:15	2	0	1	0	7	1	4	2	1	1	15	4
7:30	6	0	4	0	3	1	2	0	5	1	20	2
7:45	4	0	2	0	6	0	3	1	1	1	16	2
8:00	1	0	2	1	2	0	1	0	8	0	14	1
8:15	2	1	2	0	1	0	2	0	1	0	8	1
8:30	1	0	1	0	2	0	0	0	0	0	4	0
8:45	2	0	5	0	3	1	2	1	0	0	12	2
9:00	2	0	3	0	4	1	2	0	0	0	11	1
9:15	0	0	2	0	2	0	3	1	1	0	8	1
9:30	0	0	2	0	1	0	2	0	3	0	8	0
9:45	1	0	2	0	0	0	1	0	0	0	4	0
10:00	1	0	0	0	1	0	0	0	1	0	3	0
10:15	3	0	1	0	0	0	1	0	0	0	5	0
10:30	4	0	3	0	4	0	1	0	1	0	13	0
10:45	4	0	1	0	4	0	0	0	1	0	10	0
11:00	4	0	1	0	0	0	2	0	4	0	11	0
11:15	0	0	2	0	1	0	0	0	3	0	6	0
11:30	2	0	2	0	1	0	0	0	1	0	6	0
11:45	3	0	0	0	0	0	1	1	2	0	6	1
<b>Totals</b>	<b>57</b>	<b>33</b>	<b>55</b>	<b>31</b>	<b>51</b>	<b>49</b>	<b>43</b>	<b>47</b>	<b>43</b>	<b>38</b>	<b>249</b>	<b>198</b>
<b>Day Total</b>	<b>90</b>		<b>86</b>		<b>100</b>		<b>90</b>		<b>81</b>		<b>447</b>	
<b>AM Pct</b>	63.3%		64.0%		51.0%		47.8%		53.1%			

Peak Hour  
 Peak Volume  
 P.H.F

**AECOM**

7:00-8:00 AM	14	9	17	11	7	12
7:15-8:15 AM	13	9	18	10	15	13
7:30-8:30 AM	13	10	12	8	15	12
7:45-8:45 AM	8	7	11	6	10	8
8:00-9:00 AM	6	10	8	5	9	8

4:00-5:00 PM	5	2	3	4	7	4
4:15-5:15 PM	2	2	5	3	6	4
4:30-5:30 PM	1	2	6	1	2	2
4:45-5:45 PM	2	1	5	1	1	2
5:00-6:00 PM	1	2	7	2	0	2

Client: AECOM  
 File Number:  
 Route: L-1c  
 Location:

Site Ref: L-1c  
 Direction: OUT

Count Date Count Time	4/17/2023		4/18/2023		4/19/2023		4/20/2023		4/21/2023		AM	PM
	AM	PM	AM	PM	AM	PM	AM	PM	AM	PM		
0:00	0	0	0	1	0	1	0	1	0	0	0	3
0:15	0	0	0	0	0	1	0	0	0	0	0	1
0:30	0	0	0	1	0	0	0	1	0	2	0	4
0:45	0	1	0	0	0	0	0	0	0	1	0	2
1:00	0	0	0	0	0	1	0	2	0	1	0	4
1:15	0	0	0	0	0	0	0	0	0	2	0	2
1:30	0	0	0	0	0	3	0	0	0	0	0	3
1:45	0	1	0	1	0	1	0	1	0	1	0	5
2:00	0	0	0	0	0	0	0	0	0	0	0	0
2:15	0	1	0	0	0	0	0	1	0	0	0	2
2:30	0	1	0	1	0	1	0	0	0	2	0	5
2:45	0	0	0	0	0	1	0	0	0	1	0	2
3:00	0	1	0	0	0	0	0	1	0	0	0	2
3:15	0	0	0	1	0	0	0	0	0	0	0	1
3:30	0	2	0	2	0	0	0	1	0	1	0	6
3:45	0	0	0	0	0	0	0	0	0	0	0	0
4:00	0	0	0	0	0	2	0	3	0	0	0	5
4:15	0	3	0	2	0	2	0	1	0	2	0	10
4:30	0	1	0	0	0	1	0	0	0	1	0	3
4:45	0	0	0	1	0	3	0	0	0	0	0	4
5:00	0	1	0	1	0	0	0	0	0	2	0	4
5:15	0	0	0	0	0	1	0	1	0	0	0	2
5:30	0	1	0	0	0	1	0	0	0	0	0	2
5:45	0	2	0	0	0	1	0	3	0	0	0	6
6:00	0	0	0	2	0	1	0	2	0	0	0	5
6:15	0	0	0	2	0	2	0	0	0	0	0	4
6:30	0	2	0	0	0	0	0	0	0	1	0	3
6:45	0	0	0	2	0	1	0	0	0	1	0	4
7:00	0	2	0	1	0	0	2	0	1	1	3	4
7:15	0	0	1	0	0	1	0	0	0	0	1	1
7:30	0	0	1	0	0	1	0	1	0	1	1	3
7:45	0	1	1	0	0	0	0	0	0	1	1	2
8:00	0	0	0	0	0	1	0	0	0	0	0	1
8:15	0	1	1	0	0	0	0	1	0	0	1	2
8:30	0	0	0	0	0	0	0	0	1	0	1	0
8:45	0	0	0	0	1	0	1	0	1	0	3	0
9:00	2	0	1	0	2	0	0	0	0	0	5	0
9:15	5	0	3	0	1	0	3	0	2	0	14	0
9:30	1	0	1	0	0	0	0	0	2	0	4	0
9:45	0	0	1	0	0	0	1	0	1	0	3	0
10:00	0	0	1	0	0	0	0	0	0	0	1	0
10:15	2	0	0	0	2	0	0	0	0	0	4	0
10:30	1	0	0	2	0	0	0	0	0	0	1	2
10:45	1	0	0	0	1	0	0	0	1	0	3	0
11:00	0	0	0	0	4	4	0	0	0	0	4	4
11:15	0	0	1	0	1	1	1	0	2	0	5	1
11:30	0	0	0	0	0	0	0	0	0	0	0	0
11:45	0	0	1	0	0	0	1	2	1	0	3	2
<b>Totals</b>	<b>12</b>	<b>21</b>	<b>13</b>	<b>20</b>	<b>12</b>	<b>32</b>	<b>9</b>	<b>22</b>	<b>12</b>	<b>21</b>	<b>58</b>	<b>116</b>
<b>Day Total</b>	<b>33</b>		<b>33</b>		<b>44</b>		<b>31</b>		<b>33</b>		<b>174</b>	
<b>AM Pct</b>	36.4%		39.4%		27.3%		29.0%		36.4%			

Peak Hour  
 Peak Volume  
 P.H.F

**AECOM**

7:00-8:00 AM	0	3	0	2	1	1
7:15-8:15 AM	0	3	0	0	0	1
7:30-8:30 AM	0	3	0	0	0	1
7:45-8:45 AM	0	2	0	0	1	1
8:00-9:00 AM	0	1	1	1	2	1

4:00-5:00 PM	4	3	8	4	3	4
4:15-5:15 PM	5	4	6	1	5	4
4:30-5:30 PM	2	2	5	1	3	3
4:45-5:45 PM	2	2	5	1	2	2
5:00-6:00 PM	4	1	3	4	2	3

Client: AECOM  
 File Number:  
 Route: L-20a  
 Location:

Site Ref: L-20a  
 Direction: IN

Count Date	4/17/2023		4/18/2023		4/19/2023		4/20/2023		4/21/2023			
Count Time	AM	PM	AM	PM	AM	PM	AM	PM	AM	PM	AM	PM
0:00	0	0	0	6	1	3	2	1	0	1	3	11
0:15	0	1	0	1	0	3	0	0	0	2	0	7
0:30	0	3	0	2	0	1	0	4	0	3	0	13
0:45	0	3	0	0	0	1	0	2	0	0	0	6
1:00	0	2	0	2	0	2	0	0	0	1	0	7
1:15	0	0	0	1	0	1	0	1	0	2	0	5
1:30	0	2	0	1	0	1	0	2	0	0	0	6
1:45	0	1	0	1	0	1	0	1	0	1	0	5
2:00	0	1	0	6	0	0	0	1	0	2	0	10
2:15	0	0	0	0	0	2	0	1	0	2	0	5
2:30	0	5	0	0	0	2	0	0	0	0	0	7
2:45	0	1	0	6	0	3	0	1	0	4	0	15
3:00	0	4	0	7	0	5	0	3	0	7	0	26
3:15	0	2	0	0	0	2	0	3	0	0	0	7
3:30	0	1	0	1	0	0	0	2	0	2	0	6
3:45	0	1	0	0	0	5	0	2	0	0	0	8
4:00	0	7	0	5	0	1	2	1	0	1	2	15
4:15	0	3	0	1	0	1	0	3	0	2	0	10
4:30	1	2	3	4	0	0	1	2	2	5	7	13
4:45	0	2	0	2	1	2	2	1	0	2	3	9
5:00	2	3	1	1	2	2	2	3	4	1	11	10
5:15	1	3	2	2	1	3	2	2	1	2	7	12
5:30	2	1	2	1	2	2	1	2	2	1	9	7
5:45	2	5	0	0	0	5	0	1	1	4	3	15
6:00	0	4	1	2	2	1	2	2	2	3	7	12
6:15	2	1	0	5	0	0	0	4	5	2	7	12
6:30	0	0	0	2	3	0	0	2	3	1	6	5
6:45	2	1	2	8	5	1	0	2	2	0	11	12
7:00	1	1	2	0	2	2	1	0	3	1	9	4
7:15	2	4	0	1	0	1	0	2	0	0	2	8
7:30	0	2	0	2	2	2	0	4	0	1	2	11
7:45	0	0	0	3	1	5	0	1	0	0	1	9
8:00	0	0	0	3	0	1	0	2	0	0	0	6
8:15	2	2	2	2	0	1	0	1	0	1	4	7
8:30	2	1	1	1	0	0	1	0	0	0	4	2
8:45	1	2	0	0	3	0	0	0	0	1	4	3
9:00	0	0	0	1	1	0	0	1	0	0	1	2
9:15	1	0	2	0	2	0	1	1	0	0	6	1
9:30	0	1	1	0	1	0	0	0	1	1	3	2
9:45	2	0	0	0	0	0	0	0	1	3	3	3
10:00	0	0	8	1	0	0	0	0	6	0	14	1
10:15	1	0	15	2	1	2	1	0	0	3	18	7
10:30	3	2	5	0	2	0	9	0	0	0	19	2
10:45	0	0	2	0	8	0	1	0	1	0	12	0
11:00	0	0	4	0	4	2	0	0	0	0	8	2
11:15	2	0	3	0	3	0	3	0	1	0	12	0
11:30	1	0	3	0	0	0	0	1	0	0	4	1
11:45	1	1	3	0	1	0	0	0	0	0	5	1
<b>Totals</b>	<b>31</b>	<b>75</b>	<b>62</b>	<b>83</b>	<b>48</b>	<b>66</b>	<b>31</b>	<b>62</b>	<b>35</b>	<b>62</b>	<b>207</b>	<b>348</b>
<b>Day Total</b>	<b>106</b>		<b>145</b>		<b>114</b>		<b>93</b>		<b>97</b>		<b>555</b>	
<b>AM Pct</b>	29.2%		42.8%		42.1%		33.3%		36.1%			

Peak Hour  
 Peak Volume  
 P.H.F

**AECOM**

7:00-8:00 AM	3	2	5	1	3	3
7:15-8:15 AM	2	0	3	0	0	1
7:30-8:30 AM	2	2	3	0	0	1
7:45-8:45 AM	4	3	1	1	0	2
8:00-9:00 AM	5	3	3	1	0	2

4:00-5:00 PM	14	12	4	7	10	9
4:15-5:15 PM	10	8	5	9	10	8
4:30-5:30 PM	10	9	7	8	10	9
4:45-5:45 PM	9	6	9	8	6	8
5:00-6:00 PM	12	4	12	8	8	9

Client: AECOM  
 File Number:  
 Route: L-20a  
 Location:

Site Ref: L-20a  
 Direction: OUT

Count Date	4/17/2023		4/18/2023		4/19/2023		4/20/2023		4/21/2023			
Count Time	AM	PM	AM	PM	AM	PM	AM	PM	AM	PM	AM	PM
0:00	0	4	0	3	1	1	0	1	0	0	1	9
0:15	0	0	0	0	0	4	0	0	0	2	0	6
0:30	0	3	0	6	0	2	0	0	0	2	0	13
0:45	0	1	0	4	0	3	0	3	0	1	0	12
1:00	0	0	0	0	0	0	0	0	0	1	0	1
1:15	0	0	0	1	0	1	0	0	0	0	0	2
1:30	0	1	0	2	0	0	0	1	0	0	0	4
1:45	0	0	0	1	0	0	0	1	0	0	0	2
2:00	0	0	0	1	0	0	0	2	0	0	0	3
2:15	0	2	0	1	0	1	0	2	0	2	0	8
2:30	0	0	0	1	0	0	0	1	0	2	0	4
2:45	0	1	0	1	0	1	0	1	0	1	0	5
3:00	0	0	0	1	0	2	0	0	0	1	0	4
3:15	0	0	0	0	0	0	0	0	0	0	0	0
3:30	0	2	0	1	0	0	0	0	0	1	0	4
3:45	0	2	0	1	0	3	0	0	0	4	0	10
4:00	0	5	0	3	0	4	0	4	0	3	0	19
4:15	0	1	0	2	0	0	0	3	0	2	0	8
4:30	0	2	0	3	0	2	0	1	0	2	0	10
4:45	0	1	0	1	0	1	2	3	0	1	2	7
5:00	0	2	0	3	0	4	0	2	0	2	0	13
5:15	1	0	0	2	0	0	0	1	0	1	1	4
5:30	1	4	0	2	0	1	0	4	0	0	1	11
5:45	5	2	3	3	3	6	2	2	6	1	19	14
6:00	3	5	4	3	3	3	1	5	2	4	13	20
6:15	1	0	3	1	3	0	2	2	2	1	11	4
6:30	1	0	0	1	2	0	1	3	1	0	5	4
6:45	1	1	0	1	1	3	0	3	0	2	2	10
7:00	0	5	0	3	1	3	2	1	1	2	4	14
7:15	0	0	1	0	1	1	2	0	0	1	4	2
7:30	2	1	0	0	0	2	1	1	0	1	3	5
7:45	0	0	1	0	1	1	3	0	1	0	6	1
8:00	1	1	2	0	3	0	2	0	0	0	8	1
8:15	1	2	2	1	0	2	1	2	2	0	6	7
8:30	0	0	7	0	2	0	2	0	2	0	13	0
8:45	2	0	1	4	2	0	4	0	3	0	12	4
9:00	4	0	4	0	4	0	1	0	3	0	16	0
9:15	4	0	7	0	4	0	1	0	2	0	18	0
9:30	3	3	2	4	7	2	2	4	3	0	17	13
9:45	6	0	6	1	5	1	4	0	3	0	24	2
10:00	7	0	14	0	5	0	6	0	4	0	36	0
10:15	5	0	11	0	6	0	9	0	3	1	34	1
10:30	3	0	5	0	9	1	9	0	2	0	28	1
10:45	1	0	5	0	5	0	4	0	4	0	19	0
11:00	6	0	3	0	5	0	4	0	0	0	18	0
11:15	5	0	1	0	3	0	3	0	0	0	12	0
11:30	2	1	3	0	4	0	0	0	0	0	9	1
11:45	0	0	4	0	3	0	1	0	2	0	10	0
<b>Totals</b>	<b>65</b>	<b>52</b>	<b>89</b>	<b>62</b>	<b>83</b>	<b>55</b>	<b>69</b>	<b>53</b>	<b>46</b>	<b>41</b>	<b>352</b>	<b>263</b>
<b>Day Total</b>	<b>117</b>		<b>151</b>		<b>138</b>		<b>122</b>		<b>87</b>		<b>615</b>	
<b>AM Pct</b>	55.6%		58.9%		60.1%		56.6%		52.9%			

Peak Hour  
 Peak Volume  
 P.H.F

**AECOM**

7:00-8:00 AM	2	2	3	8	2	3
7:15-8:15 AM	3	4	5	8	1	4
7:30-8:30 AM	4	5	4	7	3	5
7:45-8:45 AM	2	12	6	8	5	7
8:00-9:00 AM	4	12	7	9	7	8

4:00-5:00 PM	9	9	7	11	8	9
4:15-5:15 PM	6	9	7	9	7	8
4:30-5:30 PM	5	9	7	7	6	7
4:45-5:45 PM	7	8	6	10	4	7
5:00-6:00 PM	8	10	11	9	4	8

Client: AECOM  
 File Number:  
 Route: L-20b  
 Location:

Site Ref: L-20b  
 Direction: IN

Count Date	4/17/2023		4/18/2023		4/19/2023		4/20/2023		4/21/2023			
Count Time	AM	PM	AM	PM	AM	PM	AM	PM	AM	PM	AM	PM
0:00	0	6	0	7	0	9	1	9	0	5	1	36
0:15	0	12	0	8	0	10	1	10	0	15	1	55
0:30	0	9	0	8	0	8	0	9	0	10	0	44
0:45	0	9	0	8	0	12	0	9	0	10	0	48
1:00	1	6	1	5	2	6	1	8	1	6	6	31
1:15	0	12	0	5	0	4	0	6	0	1	0	28
1:30	0	9	1	9	0	5	0	5	0	4	1	32
1:45	0	7	0	7	0	4	0	5	0	4	0	27
2:00	0	2	0	2	0	3	0	6	0	4	0	17
2:15	1	8	0	3	1	6	1	9	0	9	3	35
2:30	4	5	0	10	1	5	0	4	1	4	6	28
2:45	1	3	0	2	1	5	1	4	1	2	4	16
3:00	0	4	0	9	1	7	1	2	0	5	2	27
3:15	1	1	1	4	2	3	1	3	2	7	7	18
3:30	2	5	3	1	2	9	4	6	2	6	13	27
3:45	0	4	2	5	3	5	2	4	1	3	8	21
4:00	1	7	2	3	2	3	2	7	2	4	9	24
4:15	2	4	3	5	2	4	2	2	5	5	14	20
4:30	1	4	4	3	6	2	2	2	3	0	16	11
4:45	5	6	4	6	4	8	4	6	3	10	20	36
5:00	6	2	9	4	2	3	4	7	4	2	25	18
5:15	11	2	3	4	8	3	5	2	6	2	33	13
5:30	13	5	9	1	14	1	7	1	4	5	47	13
5:45	25	3	27	2	28	3	24	2	14	2	118	12
6:00	18	6	22	8	27	4	28	6	24	4	119	28
6:15	44	14	49	6	63	11	45	9	44	6	245	46
6:30	39	4	47	7	49	0	48	9	38	3	221	23
6:45	36	15	44	9	40	10	37	3	33	4	190	41
7:00	33	6	40	3	24	3	24	4	30	5	151	21
7:15	34	1	38	0	47	2	41	0	33	0	193	3
7:30	50	4	39	5	37	3	43	3	37	5	206	20
7:45	32	1	29	1	35	1	37	2	24	1	157	6
8:00	34	2	40	2	35	2	47	3	41	1	197	10
8:15	36	1	36	4	35	1	37	1	22	1	166	8
8:30	25	0	33	1	48	2	34	0	35	1	175	4
8:45	37	2	40	4	39	1	36	2	41	0	193	9
9:00	31	0	40	0	41	1	44	0	33	0	189	1
9:15	37	2	43	2	35	4	48	2	30	2	193	12
9:30	29	0	37	0	47	4	44	1	30	1	187	6
9:45	31	0	30	0	34	2	26	0	21	0	142	2
10:00	34	0	41	0	21	1	37	0	21	0	154	1
10:15	21	0	22	0	27	1	21	1	14	1	105	3
10:30	15	1	19	1	10	0	13	1	13	0	70	3
10:45	10	0	9	0	9	0	8	0	10	0	46	0
11:00	8	0	8	0	6	0	8	0	11	0	41	0
11:15	10	0	6	0	6	0	6	0	5	0	33	0
11:30	7	0	8	0	12	1	8	0	10	0	45	1
11:45	7	0	8	0	10	1	12	0	9	0	46	1
<b>Totals</b>	<b>732</b>	<b>194</b>	<b>797</b>	<b>174</b>	<b>816</b>	<b>183</b>	<b>795</b>	<b>175</b>	<b>658</b>	<b>160</b>	<b>3798</b>	<b>886</b>
<b>Day Total</b>	<b>926</b>		<b>971</b>		<b>999</b>		<b>970</b>		<b>818</b>		<b>4684</b>	
<b>AM Pct</b>	79.0%		82.1%		81.7%		82.0%		80.4%			

Peak Hour  
 Peak Volume  
 P.H.F

**AECOM**

7:00-8:00 AM	149	146	143	145	124	141
7:15-8:15 AM	150	146	154	168	135	151
7:30-8:30 AM	152	144	142	164	124	145
7:45-8:45 AM	127	138	153	155	122	139
8:00-9:00 AM	132	149	157	154	139	146

4:00-5:00 PM	21	17	17	17	19	18
4:15-5:15 PM	16	18	17	17	17	17
4:30-5:30 PM	14	17	16	17	14	16
4:45-5:45 PM	15	15	15	16	19	16
5:00-6:00 PM	12	11	10	12	11	11

Client: AECOM  
 File Number:  
 Route: L-20b  
 Location:

Site Ref: L-20b  
 Direction: OUT

Count Date	4/17/2023		4/18/2023		4/19/2023		4/20/2023		4/21/2023			
Count Time	AM	PM	AM	PM	AM	PM	AM	PM	AM	PM	AM	PM
0:00	0	13	1	4	2	9	0	7	0	8	3	41
0:15	0	14	0	8	2	8	0	10	0	10	2	50
0:30	0	10	1	14	0	7	0	7	0	10	1	48
0:45	0	5	0	11	0	7	0	9	2	4	2	36
1:00	0	9	0	13	0	8	0	9	0	6	0	45
1:15	2	13	1	7	0	10	2	13	0	6	5	49
1:30	0	14	1	7	1	8	2	1	0	10	4	40
1:45	0	9	0	4	0	17	0	7	1	12	1	49
2:00	0	15	0	15	0	13	0	13	0	12	0	68
2:15	0	10	0	11	0	20	0	11	0	7	0	59
2:30	0	17	2	9	0	13	0	15	0	10	2	64
2:45	0	24	1	15	0	20	0	26	0	10	1	95
3:00	3	23	0	38	0	25	0	22	0	12	3	120
3:15	0	27	0	32	0	43	0	50	0	19	0	171
3:30	0	45	0	33	0	46	2	51	0	35	2	210
3:45	0	53	0	35	0	41	0	45	0	46	0	220
4:00	0	37	0	39	0	42	0	46	0	38	0	202
4:15	0	31	0	38	0	36	0	25	0	40	0	170
4:30	0	29	0	40	0	31	0	30	1	35	1	165
4:45	0	38	0	30	0	27	0	37	0	29	0	161
5:00	0	30	0	28	0	31	0	37	1	31	1	157
5:15	3	44	0	41	0	43	0	39	0	36	3	203
5:30	0	38	0	54	2	43	0	42	1	40	3	217
5:45	4	25	3	36	4	33	5	40	0	39	16	173
6:00	3	24	8	34	1	27	4	34	2	36	18	155
6:15	4	35	3	24	4	31	4	30	4	35	19	155
6:30	2	45	1	36	6	48	0	44	1	33	10	206
6:45	9	38	7	24	3	20	7	16	9	29	35	127
7:00	4	35	9	23	8	35	8	39	4	29	33	161
7:15	4	39	3	46	3	31	0	33	2	30	12	179
7:30	1	32	3	41	1	42	3	48	0	33	8	196
7:45	5	25	7	20	5	32	6	14	4	29	27	120
8:00	3	22	3	29	8	15	2	15	2	27	18	108
8:15	3	23	1	11	4	21	0	20	3	10	11	85
8:30	2	8	5	5	3	5	4	1	2	15	16	34
8:45	4	6	4	8	3	7	3	2	1	3	15	26
9:00	0	8	5	8	0	5	5	0	3	0	13	21
9:15	5	2	3	3	4	5	3	1	1	4	16	15
9:30	1	4	5	1	5	9	5	8	5	5	21	27
9:45	8	3	4	4	3	6	7	3	3	6	25	22
10:00	9	6	8	3	3	4	10	3	2	8	32	24
10:15	14	0	14	0	11	6	8	2	4	3	51	11
10:30	5	3	14	3	11	3	10	0	10	1	50	10
10:45	5	3	8	3	13	2	8	0	9	0	43	8
11:00	5	1	12	3	10	3	10	1	8	0	45	8
11:15	6	2	4	2	2	2	9	5	6	2	27	13
11:30	11	1	9	2	8	2	10	1	11	1	49	7
11:45	9	0	10	1	12	1	5	0	6	2	42	4
<b>Totals</b>	<b>134</b>	<b>938</b>	<b>160</b>	<b>896</b>	<b>142</b>	<b>943</b>	<b>142</b>	<b>912</b>	<b>108</b>	<b>846</b>	<b>686</b>	<b>4535</b>
<b>Day Total</b>	<b>1072</b>		<b>1056</b>		<b>1085</b>		<b>1054</b>		<b>954</b>		<b>5221</b>	
<b>AM Pct</b>	12.5%		15.2%		13.1%		13.5%		11.3%			

Peak Hour  
 Peak Volume  
 P.H.F

**AECOM**

7:00-8:00 AM	14	22	17	17	10	16
7:15-8:15 AM	13	16	17	11	8	13
7:30-8:30 AM	12	14	18	11	9	13
7:45-8:45 AM	13	16	20	12	11	14
8:00-9:00 AM	12	13	18	9	8	12

4:00-5:00 PM	135	147	136	138	142	140
4:15-5:15 PM	128	136	125	129	135	131
4:30-5:30 PM	141	139	132	143	131	137
4:45-5:45 PM	150	153	144	155	136	148
5:00-6:00 PM	137	159	150	158	146	150



Client: AECOM  
 File Number:  
 Route: L-2a  
 Location:

Site Ref: L-2a  
 Direction: IN

Count Date	4/17/2023		4/18/2023		4/19/2023		4/20/2023		4/21/2023			
Count Time	AM	PM	AM	PM	AM	PM	AM	PM	AM	PM	AM	PM
0:00	0	13	1	7	1	7	0	17	0	6	2	50
0:15	0	7	0	19	0	12	1	16	0	7	1	61
0:30	1	11	0	8	0	10	0	5	1	14	2	48
0:45	1	19	0	19	0	26	1	12	0	12	2	88
1:00	0	11	0	21	1	10	1	11	0	4	2	57
1:15	1	9	0	10	0	7	0	11	1	8	2	45
1:30	0	8	0	5	0	16	0	14	0	4	0	47
1:45	0	13	0	11	1	17	2	15	0	11	3	67
2:00	0	7	1	13	2	10	2	8	2	8	7	46
2:15	0	11	0	12	0	10	0	11	0	12	0	56
2:30	0	11	0	16	1	5	0	7	0	5	1	44
2:45	0	4	0	10	0	8	0	10	0	7	0	39
3:00	1	1	1	8	1	12	1	6	0	8	4	35
3:15	1	8	0	5	1	6	0	9	2	3	4	31
3:30	1	11	2	11	2	9	2	2	2	13	9	46
3:45	0	9	0	4	1	6	0	14	1	5	2	38
4:00	1	7	1	10	1	14	1	11	0	13	4	55
4:15	2	7	1	5	1	4	0	5	0	13	4	34
4:30	4	8	5	3	6	9	7	2	8	6	30	28
4:45	8	6	9	10	7	4	9	5	7	4	40	29
5:00	10	6	12	8	13	4	6	3	5	3	46	24
5:15	18	1	9	5	11	5	7	5	10	1	55	17
5:30	16	0	26	6	22	0	27	10	24	5	115	21
5:45	34	3	46	12	47	12	41	13	30	2	198	42
6:00	32	3	43	8	46	8	37	3	31	3	189	25
6:15	61	6	67	7	54	3	76	4	67	7	325	27
6:30	71	3	104	4	100	1	95	4	78	5	448	17
6:45	95	1	106	7	110	2	103	8	97	0	511	18
7:00	63	5	55	3	56	4	53	0	60	3	287	15
7:15	76	1	70	0	77	4	65	1	70	0	358	6
7:30	71	2	79	1	64	1	60	4	58	0	332	8
7:45	85	2	69	0	75	0	69	1	79	2	377	5
8:00	57	3	73	2	58	0	56	0	47	0	291	5
8:15	57	3	43	2	53	2	56	2	43	1	252	10
8:30	47	2	51	0	39	3	42	0	39	3	218	8
8:45	47	0	50	1	43	3	29	1	38	0	207	5
9:00	38	0	29	0	32	2	43	3	30	0	172	5
9:15	22	1	25	0	28	2	35	1	20	0	130	4
9:30	18	0	20	2	24	1	18	1	22	0	102	4
9:45	9	1	12	1	17	3	9	1	11	1	58	7
10:00	9	0	14	0	17	3	14	1	16	0	70	4
10:15	13	1	8	0	21	0	17	0	13	2	72	3
10:30	6	0	11	1	18	0	14	0	12	2	61	3
10:45	12	2	10	3	12	0	9	0	9	1	52	6
11:00	7	0	16	0	5	0	9	0	19	0	56	0
11:15	8	3	17	1	11	1	12	2	8	1	56	8
11:30	13	0	13	1	26	1	15	0	10	0	77	2
11:45	19	0	17	0	21	0	17	0	9	0	83	0
<b>Totals</b>	<b>1035</b>	<b>230</b>	<b>1116</b>	<b>282</b>	<b>1126</b>	<b>267</b>	<b>1061</b>	<b>259</b>	<b>979</b>	<b>205</b>	<b>5317</b>	<b>1243</b>
<b>Day Total</b>	<b>1265</b>		<b>1398</b>		<b>1393</b>		<b>1320</b>		<b>1184</b>		<b>6560</b>	
<b>AM Pct</b>	81.8%		79.8%		80.8%		80.4%		82.7%			

Peak Hour  
 Peak Volume  
 P.H.F

**AECOM**

<b>7:00-8:00 AM</b>	295	273	272	247	267	271
<b>7:15-8:15 AM</b>	289	291	274	250	254	272
<b>7:30-8:30 AM</b>	270	264	250	241	227	250
<b>7:45-8:45 AM</b>	246	236	225	223	208	228
<b>8:00-9:00 AM</b>	208	217	193	183	167	194

<b>4:00-5:00 PM</b>	28	28	31	23	36	29
<b>4:15-5:15 PM</b>	27	26	21	15	26	23
<b>4:30-5:30 PM</b>	21	26	22	15	14	20
<b>4:45-5:45 PM</b>	13	29	13	23	13	18
<b>5:00-6:00 PM</b>	10	31	21	31	11	21

Client: AECOM  
 File Number:  
 Route: L-2a  
 Location:

Site Ref: L-2a  
 Direction: OUT

Count Date	4/17/2023		4/18/2023		4/19/2023		4/20/2023		4/21/2023			
Count Time	AM	PM	AM	PM	AM	PM	AM	PM	AM	PM	AM	PM
0:00	0	22	1	15	1	33	0	22	2	22	4	114
0:15	0	20	0	17	0	20	1	18	0	22	1	97
0:30	1	10	1	13	0	12	0	9	1	15	3	59
0:45	2	12	0	20	2	10	0	24	1	17	5	83
1:00	0	18	0	19	2	8	2	18	0	20	4	83
1:15	1	14	0	23	0	10	2	12	2	13	5	72
1:30	0	20	0	28	0	20	0	18	1	21	1	107
1:45	0	14	1	18	0	27	0	27	0	20	1	106
2:00	0	23	2	30	1	30	2	23	2	20	7	126
2:15	0	26	0	20	0	24	0	22	0	25	0	117
2:30	0	37	0	29	0	40	1	39	0	26	1	171
2:45	0	30	0	45	2	22	5	30	0	33	7	160
3:00	0	24	1	37	0	38	0	24	0	37	1	160
3:15	0	28	0	36	0	39	0	16	1	27	1	146
3:30	0	52	0	47	0	54	0	52	0	41	0	246
3:45	0	38	0	40	0	51	0	40	0	21	0	190
4:00	0	48	0	62	0	55	1	61	0	43	1	269
4:15	0	40	0	47	0	49	0	40	0	55	0	231
4:30	0	63	0	61	0	59	0	38	0	51	0	272
4:45	0	58	1	55	0	48	0	60	0	43	1	264
5:00	0	67	0	66	1	70	0	80	0	65	1	348
5:15	0	65	0	77	2	48	1	79	2	57	5	326
5:30	2	59	0	60	1	59	0	64	1	45	4	287
5:45	1	52	2	47	1	42	1	53	0	33	5	227
6:00	3	59	1	44	0	46	0	33	0	39	4	221
6:15	2	21	0	39	5	48	1	37	2	33	10	178
6:30	0	27	2	30	5	33	2	39	2	15	11	144
6:45	5	21	9	17	1	24	3	25	3	24	21	111
7:00	6	26	7	23	4	23	3	16	2	11	22	99
7:15	6	24	9	26	3	24	5	10	8	20	31	104
7:30	5	52	5	59	3	51	3	49	4	40	20	251
7:45	9	30	9	31	8	40	6	45	9	30	41	176
8:00	6	14	2	24	4	14	6	29	6	25	24	106
8:15	3	2	20	39	17	10	6	11	8	10	54	72
8:30	6	1	18	15	7	10	16	8	3	6	50	40
8:45	5	8	18	8	14	5	7	1	7	6	51	28
9:00	8	14	8	2	5	7	8	6	8	4	37	33
9:15	2	3	7	4	11	1	22	5	3	2	45	15
9:30	6	2	12	6	15	7	7	4	9	8	49	27
9:45	9	2	16	6	7	1	7	4	5	5	44	18
10:00	8	1	11	2	21	3	12	6	10	5	62	17
10:15	9	3	9	1	12	4	8	1	11	1	49	10
10:30	7	3	10	3	14	4	11	3	15	2	57	15
10:45	4	2	6	2	10	2	8	4	15	5	43	15
11:00	17	0	21	2	8	8	10	1	14	2	70	13
11:15	29	3	10	0	8	0	17	6	13	4	77	13
11:30	14	8	16	8	13	5	11	1	6	3	60	25
11:45	12	0	13	0	17	2	13	1	14	1	69	4
<b>Totals</b>	<b>188</b>	<b>1166</b>	<b>248</b>	<b>1303</b>	<b>225</b>	<b>1240</b>	<b>208</b>	<b>1214</b>	<b>190</b>	<b>1073</b>	<b>1059</b>	<b>5996</b>
<b>Day Total</b>	<b>1354</b>		<b>1551</b>		<b>1465</b>		<b>1422</b>		<b>1263</b>		<b>7055</b>	
<b>AM Pct</b>	13.9%		16.0%		15.4%		14.6%		15.0%			

Peak Hour  
 Peak Volume  
 P.H.F

**AECOM**

7:00-8:00 AM	26	30	18	17	23	23
7:15-8:15 AM	26	25	18	20	27	23
7:30-8:30 AM	23	36	32	21	27	28
7:45-8:45 AM	24	49	36	34	26	34
8:00-9:00 AM	20	58	42	35	24	36

4:00-5:00 PM	209	225	211	199	192	207
4:15-5:15 PM	228	229	226	218	214	223
4:30-5:30 PM	253	259	225	257	216	242
4:45-5:45 PM	249	258	225	283	210	245
5:00-6:00 PM	243	250	219	276	200	238

Client: AECOM  
 File Number:  
 Route: L-3b  
 Location:

Site Ref: L-3b  
 Direction: IN

Count Date	4/17/2023		4/18/2023		4/19/2023		4/20/2023		4/21/2023			
Count Time	AM	PM	AM	PM	AM	PM	AM	PM	AM	PM	AM	PM
0:00	0	3	0	2	0	6	0	5	1	1	1	17
0:15	0	2	0	3	0	4	0	3	0	3	0	15
0:30	0	4	0	2	0	2	0	7	0	5	0	20
0:45	0	3	0	8	1	4	0	3	1	4	2	22
1:00	0	1	0	6	0	3	3	1	0	2	3	13
1:15	0	1	0	4	0	4	0	4	0	6	0	19
1:30	0	3	1	11	0	4	0	4	0	5	1	27
1:45	0	0	0	5	1	2	0	3	0	2	1	12
2:00	1	2	0	10	0	3	1	3	0	6	2	24
2:15	0	7	0	11	0	11	0	3	0	9	0	41
2:30	0	6	0	8	0	1	0	1	0	4	0	20
2:45	0	4	0	2	0	6	0	2	0	4	0	18
3:00	0	3	0	4	0	6	0	3	0	2	0	18
3:15	0	3	1	1	0	5	0	4	0	7	1	20
3:30	0	2	0	3	0	9	0	7	2	5	2	26
3:45	1	2	3	6	0	4	0	4	0	5	4	21
4:00	2	7	1	5	2	11	2	11	3	9	10	43
4:15	1	8	1	4	3	12	1	13	0	6	6	43
4:30	4	7	1	4	3	1	3	14	2	4	13	30
4:45	9	5	10	14	8	6	6	3	3	11	36	39
5:00	5	9	8	10	5	1	4	4	5	11	27	35
5:15	3	4	5	6	6	9	9	10	9	9	32	38
5:30	1	5	9	6	8	5	5	10	8	5	31	31
5:45	14	2	17	5	14	8	8	5	5	7	58	27
6:00	9	2	13	6	10	5	10	8	8	6	50	27
6:15	21	9	29	5	15	16	28	7	22	8	115	45
6:30	30	5	43	8	43	7	30	12	27	5	173	37
6:45	16	4	18	6	14	3	36	8	25	9	109	30
7:00	6	4	7	7	2	2	4	4	11	4	30	21
7:15	11	2	14	2	18	3	11	1	6	2	60	10
7:30	4	3	10	3	10	1	8	1	13	0	45	8
7:45	4	4	2	2	6	6	4	1	8	0	24	13
8:00	6	1	2	1	6	1	7	1	8	4	29	8
8:15	5	2	2	0	7	4	5	2	4	2	23	10
8:30	5	2	5	2	5	5	12	2	4	3	31	14
8:45	4	3	4	2	6	2	3	4	13	5	30	16
9:00	3	0	0	3	3	1	3	5	4	0	13	9
9:15	3	2	2	1	1	1	7	0	0	3	13	7
9:30	2	2	9	3	7	0	3	0	3	5	24	10
9:45	5	0	5	0	2	4	2	2	3	0	17	6
10:00	4	0	4	1	5	0	1	1	1	2	15	4
10:15	4	1	1	0	3	0	5	0	5	5	18	6
10:30	2	1	4	0	5	3	9	1	8	1	28	6
10:45	2	1	1	0	5	6	3	1	2	2	13	10
11:00	4	0	2	1	1	0	3	1	3	2	13	4
11:15	2	1	2	1	3	0	6	0	2	0	15	2
11:30	6	0	1	0	7	3	0	0	2	1	16	4
11:45	2	0	2	0	6	0	5	0	3	0	18	0
<b>Totals</b>	<b>201</b>	<b>142</b>	<b>239</b>	<b>194</b>	<b>241</b>	<b>200</b>	<b>247</b>	<b>189</b>	<b>224</b>	<b>201</b>	<b>1152</b>	<b>926</b>
<b>Day Total</b>	<b>343</b>		<b>433</b>		<b>441</b>		<b>436</b>		<b>425</b>		<b>2078</b>	
<b>AM Pct</b>	58.6%		55.2%		54.6%		56.7%		52.7%			

Peak Hour  
 Peak Volume  
 P.H.F

**AECOM**

7:00-8:00 AM	25	33	36	27	38	32
7:15-8:15 AM	25	28	40	30	35	32
7:30-8:30 AM	19	16	29	24	33	24
7:45-8:45 AM	20	11	24	28	24	21
8:00-9:00 AM	20	13	24	27	29	23

4:00-5:00 PM	27	27	30	41	30	31
4:15-5:15 PM	29	32	20	34	32	29
4:30-5:30 PM	25	34	17	31	35	28
4:45-5:45 PM	23	36	21	27	36	29
5:00-6:00 PM	20	27	23	29	32	26

Client: AECOM  
 File Number:  
 Route: L-3b  
 Location:

Site Ref: L-3b  
 Direction: OUT

Count Date	4/17/2023		4/18/2023		4/19/2023		4/20/2023		4/21/2023			
Count Time	AM	PM	AM	PM	AM	PM	AM	PM	AM	PM	AM	PM
0:00	1	2	0	3	0	6	0	5	0	5	1	21
0:15	0	3	0	3	0	4	0	1	0	1	0	12
0:30	0	5	0	2	0	2	2	7	1	5	3	21
0:45	0	2	0	2	1	6	1	3	0	5	2	18
1:00	0	4	1	11	1	5	4	0	3	4	9	24
1:15	1	0	0	3	0	4	1	1	0	3	2	11
1:30	0	8	1	10	0	12	0	17	0	9	1	56
1:45	0	2	0	6	0	4	0	1	0	6	0	19
2:00	1	10	2	12	1	6	2	7	1	11	7	46
2:15	0	12	1	13	1	6	0	3	1	10	3	44
2:30	0	2	0	3	0	2	0	4	0	4	0	15
2:45	0	6	0	7	0	4	0	6	1	10	1	33
3:00	0	6	0	11	0	11	1	10	0	10	1	48
3:15	1	14	0	12	0	9	2	13	0	7	3	55
3:30	0	6	0	13	1	15	0	13	0	7	1	54
3:45	0	3	0	6	0	8	0	6	1	8	1	31
4:00	0	10	0	9	0	11	0	6	0	6	0	42
4:15	0	4	4	9	1	8	1	7	0	10	6	38
4:30	0	3	0	11	1	7	2	11	1	7	4	39
4:45	0	8	0	10	0	8	0	6	0	5	0	37
5:00	0	8	2	13	0	5	0	5	1	7	3	38
5:15	1	8	0	9	0	9	0	12	1	10	2	48
5:30	0	9	2	10	1	5	1	7	0	7	4	38
5:45	3	4	2	7	2	5	2	4	2	2	11	22
6:00	1	10	5	8	6	10	4	13	1	8	17	49
6:15	1	9	5	4	2	12	3	6	1	18	12	49
6:30	0	5	5	9	1	6	0	9	1	11	7	40
6:45	2	7	0	2	1	1	6	9	1	7	10	26
7:00	1	3	5	6	1	7	2	4	5	4	14	24
7:15	8	4	8	6	9	7	6	10	7	8	38	35
7:30	6	26	13	13	15	21	9	19	9	18	52	97
7:45	5	13	6	13	2	12	5	9	5	8	23	55
8:00	6	7	3	9	3	10	6	7	4	6	22	39
8:15	5	3	0	8	9	3	6	5	6	4	26	23
8:30	5	1	5	7	7	3	11	1	4	4	32	16
8:45	2	2	4	1	13	0	2	2	5	7	26	12
9:00	4	4	1	3	3	4	3	6	4	0	15	17
9:15	3	4	1	2	4	1	5	8	2	2	15	17
9:30	4	5	10	3	6	6	7	2	5	9	32	25
9:45	7	1	4	2	2	3	6	1	4	0	23	7
10:00	2	1	4	2	2	1	6	3	5	1	19	8
10:15	1	1	3	0	5	2	5	4	7	2	21	9
10:30	1	0	3	1	7	4	3	0	5	2	19	7
10:45	3	3	2	2	4	2	6	1	2	1	17	9
11:00	5	3	3	7	0	7	3	6	7	2	18	25
11:15	1	0	1	0	2	0	9	0	3	1	16	1
11:30	9	5	4	6	3	3	0	4	4	3	20	21
11:45	3	0	1	0	6	1	5	0	3	0	18	1
<b>Totals</b>	<b>93</b>	<b>256</b>	<b>111</b>	<b>309</b>	<b>123</b>	<b>288</b>	<b>137</b>	<b>284</b>	<b>113</b>	<b>285</b>	<b>577</b>	<b>1422</b>
<b>Day Total</b>	<b>349</b>		<b>420</b>		<b>411</b>		<b>421</b>		<b>398</b>		<b>1999</b>	
<b>AM Pct</b>	26.6%		26.4%		29.9%		32.5%		28.4%			

Peak Hour  
 Peak Volume  
 P.H.F

**AECOM**

7:00-8:00 AM	20	32	27	22	26	25
7:15-8:15 AM	25	30	29	26	25	27
7:30-8:30 AM	22	22	29	26	24	25
7:45-8:45 AM	21	14	21	28	19	21
8:00-9:00 AM	18	12	32	25	19	21

4:00-5:00 PM	25	39	34	30	28	31
4:15-5:15 PM	23	43	28	29	29	30
4:30-5:30 PM	27	43	29	34	29	32
4:45-5:45 PM	33	42	27	30	29	32
5:00-6:00 PM	29	39	24	28	26	29

Client: AECOM  
 File Number:  
 Route: L-9a  
 Location:

Site Ref: L-9a  
 Direction: IN

Count Date	4/17/2023		4/18/2023		4/19/2023		4/20/2023		4/21/2023		AM	PM
	AM	PM	AM	PM	AM	PM	AM	PM	AM	PM		
0:00	0	3	0	1	0	0	2	0	1	6	3	10
0:15	0	2	0	4	2	5	2	5	0	3	4	19
0:30	0	2	5	2	2	3	2	2	4	2	13	11
0:45	0	3	0	8	0	3	0	5	0	3	0	22
1:00	0	2	0	2	0	4	0	0	0	6	0	14
1:15	0	1	0	2	0	2	1	4	1	1	2	10
1:30	1	3	0	2	0	6	0	2	0	6	1	19
1:45	0	3	0	6	0	4	0	5	0	5	0	23
2:00	0	2	0	3	0	3	0	1	0	0	0	9
2:15	0	3	0	0	0	0	0	4	0	0	0	7
2:30	0	1	0	1	0	2	0	4	0	4	0	12
2:45	0	4	0	5	0	4	0	3	0	4	0	20
3:00	0	3	0	4	0	2	1	4	0	3	1	16
3:15	0	1	0	4	0	3	0	3	0	2	0	13
3:30	0	3	0	0	0	4	0	0	0	1	0	8
3:45	0	2	0	3	2	1	0	1	0	2	2	9
4:00	0	1	0	2	0	2	0	3	1	1	1	9
4:15	0	2	1	0	0	1	0	0	0	0	1	3
4:30	0	1	1	0	0	2	0	0	0	1	1	4
4:45	0	0	0	1	0	1	0	0	0	1	0	3
5:00	1	3	0	3	0	0	0	2	0	1	1	9
5:15	1	0	1	0	1	1	1	2	0	0	4	3
5:30	0	0	0	0	0	0	0	3	0	1	0	4
5:45	0	0	0	0	4	1	1	0	1	0	6	1
6:00	2	0	0	2	0	2	1	0	1	1	4	5
6:15	2	0	2	0	2	0	2	0	1	0	9	0
6:30	1	0	4	0	0	0	1	0	1	1	7	1
6:45	2	1	1	1	1	0	1	0	4	0	9	2
7:00	4	0	1	2	3	0	3	2	5	1	16	5
7:15	0	0	1	0	3	1	4	0	0	1	8	2
7:30	0	0	0	0	1	0	0	0	2	4	3	4
7:45	2	0	2	0	3	0	2	0	1	1	10	1
8:00	4	2	1	1	2	1	3	1	3	3	13	8
8:15	2	2	2	2	1	0	3	3	3	1	11	8
8:30	0	1	3	1	3	1	3	0	1	0	10	3
8:45	0	0	2	1	0	0	0	1	1	0	3	2
9:00	1	1	0	0	3	0	2	1	3	0	9	2
9:15	0	0	0	3	0	2	1	0	0	0	1	5
9:30	2	2	2	1	1	0	1	2	1	2	7	7
9:45	2	0	0	0	0	1	0	0	1	0	3	1
10:00	4	1	4	1	4	1	6	1	6	2	24	6
10:15	1	0	2	0	3	0	3	0	3	0	12	0
10:30	2	0	3	0	4	0	2	0	3	0	14	0
10:45	0	0	5	0	3	0	2	0	4	0	14	0
11:00	3	0	0	0	2	0	1	0	1	0	7	0
11:15	2	0	4	0	0	0	2	0	1	1	9	1
11:30	1	0	0	0	3	0	3	0	2	0	9	0
11:45	2	0	1	4	1	0	4	0	3	1	11	5
<b>Totals</b>	<b>42</b>	<b>55</b>	<b>48</b>	<b>72</b>	<b>54</b>	<b>63</b>	<b>60</b>	<b>64</b>	<b>59</b>	<b>72</b>	<b>263</b>	<b>326</b>
<b>Day Total</b>	<b>97</b>		<b>120</b>		<b>117</b>		<b>124</b>		<b>131</b>		<b>589</b>	
<b>AM Pct</b>	43.3%		40.0%		46.2%		48.4%		45.0%			

Peak Hour  
 Peak Volume  
 P.H.F

**AECOM**

7:00-8:00 AM	6	4	10	9	8	7
7:15-8:15 AM	6	4	9	9	6	7
7:30-8:30 AM	8	5	7	8	9	7
7:45-8:45 AM	8	8	9	11	8	9
8:00-9:00 AM	6	8	6	9	8	7

4:00-5:00 PM	4	3	6	3	3	4
4:15-5:15 PM	6	4	4	2	3	4
4:30-5:30 PM	4	4	4	4	3	4
4:45-5:45 PM	3	4	2	7	3	4
5:00-6:00 PM	3	3	2	7	2	3

Client: AECOM  
 File Number:  
 Route: L-9a  
 Location:

Site Ref: L-9a  
 Direction: OUT

Count Date	4/17/2023		4/18/2023		4/19/2023		4/20/2023		4/21/2023			
Count Time	AM	PM	AM	PM	AM	PM	AM	PM	AM	PM	AM	PM
0:00	0	4	0	1	0	3	0	4	0	1	0	13
0:15	0	2	0	2	0	0	0	0	0	1	0	5
0:30	0	2	0	7	0	2	0	2	0	6	0	19
0:45	0	2	0	2	0	3	1	5	0	2	1	14
1:00	0	2	0	3	0	2	0	4	0	3	0	14
1:15	0	2	0	7	1	5	1	4	1	0	3	18
1:30	0	4	0	2	0	4	0	3	0	5	0	18
1:45	0	2	0	5	0	8	0	5	0	6	0	26
2:00	0	4	0	4	0	3	0	5	0	5	0	21
2:15	0	4	0	3	0	4	0	3	0	2	0	16
2:30	1	1	0	2	0	2	0	2	0	3	1	10
2:45	0	1	0	2	0	3	0	4	0	5	0	15
3:00	0	1	0	4	0	0	0	4	0	0	0	9
3:15	0	1	0	0	0	2	0	3	0	0	0	6
3:30	0	2	0	2	0	2	0	2	0	2	0	10
3:45	0	2	0	0	0	3	0	1	0	1	0	7
4:00	0	1	0	6	0	2	0	2	0	3	0	14
4:15	0	1	0	1	1	1	1	1	1	1	3	5
4:30	0	2	0	0	1	0	0	0	0	0	1	2
4:45	0	3	0	2	0	1	0	2	1	3	1	11
5:00	0	1	0	2	0	4	0	1	0	0	0	8
5:15	0	2	1	1	0	0	0	1	0	0	1	4
5:30	1	0	1	0	1	1	1	1	1	1	5	3
5:45	1	0	0	1	2	1	0	1	0	0	3	3
6:00	4	0	2	0	4	0	5	0	3	1	18	1
6:15	1	1	2	1	1	2	0	2	2	2	6	8
6:30	2	0	2	0	1	0	2	0	2	0	9	0
6:45	0	0	1	0	0	0	0	0	1	1	2	1
7:00	0	0	2	1	1	0	1	0	0	1	4	2
7:15	2	0	1	0	2	0	3	0	4	1	12	1
7:30	2	2	0	0	0	0	2	1	0	1	4	4
7:45	2	0	1	1	1	0	1	0	2	2	7	3
8:00	0	0	0	1	2	0	2	0	0	3	4	4
8:15	2	1	2	2	3	2	2	1	2	0	11	6
8:30	2	0	1	1	1	1	3	1	2	0	9	3
8:45	2	0	0	0	1	0	1	1	4	0	8	1
9:00	1	1	1	0	2	0	1	1	1	1	6	3
9:15	0	1	3	0	4	0	3	0	3	0	13	1
9:30	2	0	1	1	0	0	2	0	1	0	6	1
9:45	0	0	1	0	1	0	1	0	2	0	5	0
10:00	1	0	2	0	0	0	0	0	1	1	4	1
10:15	0	0	1	0	1	0	3	1	3	2	8	3
10:30	2	0	3	0	2	2	3	0	4	1	14	3
10:45	2	1	2	0	3	0	1	0	0	0	8	1
11:00	1	0	1	0	2	0	1	0	2	0	7	0
11:15	1	0	1	0	4	0	3	0	4	1	13	1
11:30	3	0	5	1	3	0	3	0	3	0	17	1
11:45	2	0	2	1	1	0	0	0	3	1	8	2
<b>Totals</b>	<b>37</b>	<b>53</b>	<b>39</b>	<b>69</b>	<b>46</b>	<b>63</b>	<b>47</b>	<b>68</b>	<b>53</b>	<b>69</b>	<b>222</b>	<b>322</b>
<b>Day Total</b>	<b>90</b>		<b>108</b>		<b>109</b>		<b>115</b>		<b>122</b>		<b>544</b>	
<b>AM Pct</b>	41.1%		36.1%		42.2%		40.9%		43.4%			

Peak Hour  
 Peak Volume  
 P.H.F

**AECOM**

7:00-8:00 AM	6	4	4	7	6	5
7:15-8:15 AM	6	2	5	8	6	5
7:30-8:30 AM	6	3	6	7	4	5
7:45-8:45 AM	6	4	7	8	6	6
8:00-9:00 AM	6	3	7	8	8	6

4:00-5:00 PM	7	9	4	5	7	6
4:15-5:15 PM	7	5	6	4	4	5
4:30-5:30 PM	8	5	5	4	3	5
4:45-5:45 PM	6	5	6	5	4	5
5:00-6:00 PM	3	4	6	4	1	4

Client: AECOM  
 File Number:  
 Route: PS-1a  
 Location:

Site Ref: PS-1a  
 Direction: IN

Count Date	4/17/2023		4/18/2023		4/19/2023		4/20/2023		4/21/2023			
Count Time	AM	PM	AM	PM	AM	PM	AM	PM	AM	PM	AM	PM
0:00	2	5	0	4	0	7	1	5	1	9	4	30
0:15	0	3	1	4	1	5	1	8	0	10	3	30
0:30	0	9	0	12	0	8	0	10	0	10	0	49
0:45	0	16	0	15	0	9	0	17	0	12	0	69
1:00	0	7	0	9	0	10	0	12	0	6	0	44
1:15	1	11	0	9	2	17	0	12	0	12	3	61
1:30	0	9	0	11	0	17	0	7	3	6	3	50
1:45	1	15	0	7	0	10	2	14	1	9	4	55
2:00	0	12	0	16	0	23	1	12	0	10	1	73
2:15	0	12	0	21	1	13	0	12	0	18	1	76
2:30	1	13	1	10	0	12	0	12	0	15	2	62
2:45	0	9	0	2	0	4	0	6	1	4	1	25
3:00	0	6	0	2	1	7	1	7	0	4	2	26
3:15	0	3	1	2	2	6	2	7	0	11	5	29
3:30	1	6	2	11	1	7	3	5	3	5	10	34
3:45	2	5	1	10	5	8	3	14	3	10	14	47
4:00	0	4	3	10	2	10	3	9	4	12	12	45
4:15	5	10	2	9	1	12	3	18	4	9	15	58
4:30	7	4	8	3	7	4	7	6	8	7	37	24
4:45	6	2	8	6	10	2	11	11	10	4	45	25
5:00	5	1	3	3	2	7	2	3	6	1	18	15
5:15	7	1	13	3	7	3	7	6	5	2	39	15
5:30	7	5	6	3	14	5	12	12	11	6	50	31
5:45	22	13	32	8	17	15	16	13	13	6	100	55
6:00	25	8	29	16	23	12	23	17	18	12	118	65
6:15	32	29	26	18	27	34	30	20	24	13	139	114
6:30	23	13	25	13	28	14	25	20	25	12	126	72
6:45	24	4	31	7	25	6	23	5	27	4	130	26
7:00	13	3	23	3	14	1	12	2	5	3	67	12
7:15	13	6	20	6	24	8	17	2	19	4	93	26
7:30	21	4	10	1	16	5	18	1	20	1	85	12
7:45	16	0	13	2	14	3	16	2	16	2	75	9
8:00	12	1	19	1	23	3	11	1	12	1	77	7
8:15	18	4	22	0	16	0	17	6	16	0	89	10
8:30	13	2	13	3	18	1	16	2	14	1	74	9
8:45	12	0	13	1	16	0	15	1	7	2	63	4
9:00	8	0	17	2	10	3	11	2	14	2	60	9
9:15	18	4	18	2	10	2	11	5	7	1	64	14
9:30	12	4	17	2	17	4	13	0	9	4	68	14
9:45	5	5	4	6	12	2	6	3	14	3	41	19
10:00	11	8	7	12	7	7	6	9	4	12	35	48
10:15	8	13	15	9	7	18	4	13	11	10	45	63
10:30	13	3	10	4	8	4	4	7	8	4	43	22
10:45	7	0	3	3	6	3	7	3	5	6	28	15
11:00	6	1	12	1	13	1	6	0	3	0	40	3
11:15	7	2	8	2	14	2	7	1	16	1	52	8
11:30	10	0	7	2	10	0	7	0	10	0	44	2
11:45	15	1	4	0	7	0	6	0	7	0	39	1
<b>Totals</b>	<b>409</b>	<b>296</b>	<b>447</b>	<b>306</b>	<b>438</b>	<b>354</b>	<b>386</b>	<b>360</b>	<b>384</b>	<b>296</b>	<b>2064</b>	<b>1612</b>
<b>Day Total</b>	<b>705</b>		<b>753</b>		<b>792</b>		<b>746</b>		<b>680</b>		<b>3676</b>	
<b>AM Pct</b>	58.0%		59.4%		55.3%		51.7%		56.5%			

Peak Hour  
 Peak Volume  
 P.H.F

**AECOM**

7:00-8:00 AM	63	66	68	63	60	64
7:15-8:15 AM	62	62	77	62	67	66
7:30-8:30 AM	67	64	69	62	64	65
7:45-8:45 AM	59	67	71	60	58	63
8:00-9:00 AM	55	67	73	59	49	61

4:00-5:00 PM	20	28	28	44	32	30
4:15-5:15 PM	17	21	25	38	21	24
4:30-5:30 PM	8	15	16	26	14	16
4:45-5:45 PM	9	15	17	32	13	17
5:00-6:00 PM	20	17	30	34	15	23

Client: AECOM  
 File Number:  
 Route: PS-1a  
 Location:

Site Ref: PS-1a  
 Direction: OUT

Count Date	4/17/2023		4/18/2023		4/19/2023		4/20/2023		4/21/2023			
Count Time	AM	PM	AM	PM	AM	PM	AM	PM	AM	PM	AM	PM
0:00	4	5	5	6	7	6	5	5	7	12	28	34
0:15	1	6	2	8	2	12	5	9	2	10	12	45
0:30	1	12	4	12	3	12	3	7	3	8	14	51
0:45	1	11	4	6	5	7	3	11	3	8	16	43
1:00	2	10	5	6	7	11	8	9	5	5	27	41
1:15	0	5	4	9	3	14	3	9	2	8	12	45
1:30	2	9	2	16	3	13	1	15	0	11	8	64
1:45	2	10	2	10	1	8	0	13	1	11	6	52
2:00	1	10	3	9	3	13	1	17	4	8	12	57
2:15	0	16	0	16	1	8	2	9	2	13	5	62
2:30	0	7	0	14	1	18	0	17	0	7	1	63
2:45	0	14	0	14	1	14	0	14	3	10	4	66
3:00	0	20	0	14	1	24	2	21	1	14	4	93
3:15	0	18	1	17	1	22	0	20	1	15	3	92
3:30	0	26	0	30	0	25	1	29	0	27	1	137
3:45	1	13	0	13	0	14	0	15	0	16	1	71
4:00	1	16	1	22	1	22	0	23	4	25	7	108
4:15	1	10	1	12	2	26	3	16	1	16	8	80
4:30	2	21	3	26	6	15	5	14	6	21	22	97
4:45	0	16	0	19	2	20	1	13	2	11	5	79
5:00	0	22	0	27	2	24	0	26	0	15	2	114
5:15	1	18	1	22	1	23	0	26	0	23	3	112
5:30	0	30	0	38	0	28	1	24	2	18	3	138
5:45	2	15	2	18	3	18	1	15	0	9	8	75
6:00	5	16	2	26	1	17	1	17	1	21	10	97
6:15	2	10	2	18	3	15	1	11	1	8	9	62
6:30	2	16	1	22	2	17	5	15	4	12	14	82
6:45	4	10	8	15	6	14	3	19	4	15	25	73
7:00	16	13	20	9	26	19	25	11	23	4	110	56
7:15	24	17	31	16	35	17	22	19	23	10	135	79
7:30	28	23	36	12	34	23	33	23	35	11	166	92
7:45	18	8	16	9	15	13	23	11	7	11	79	52
8:00	2	5	3	5	11	12	10	17	7	10	33	49
8:15	4	4	2	4	5	14	2	14	2	5	15	41
8:30	2	7	4	8	3	6	3	7	6	8	18	36
8:45	2	6	1	3	2	5	2	4	1	2	8	20
9:00	3	3	2	5	0	4	5	5	3	4	13	21
9:15	1	1	2	0	5	7	2	2	4	6	14	16
9:30	4	6	7	6	3	3	3	7	4	5	21	27
9:45	2	3	1	4	4	10	1	9	1	6	9	32
10:00	3	6	6	6	2	5	4	8	1	4	16	29
10:15	2	3	6	4	4	1	6	3	3	3	21	14
10:30	4	3	5	5	7	7	4	9	3	6	23	30
10:45	3	12	4	9	4	9	1	12	5	6	17	48
11:00	5	7	6	14	4	6	5	9	7	11	27	47
11:15	4	15	3	11	5	14	6	10	7	13	25	63
11:30	5	10	5	13	7	12	10	9	8	14	35	58
11:45	7	3	12	6	10	1	2	3	7	3	38	16
<b>Totals</b>	<b>174</b>	<b>547</b>	<b>225</b>	<b>614</b>	<b>254</b>	<b>648</b>	<b>224</b>	<b>631</b>	<b>216</b>	<b>519</b>	<b>1093</b>	<b>2959</b>
<b>Day Total</b>	<b>721</b>		<b>839</b>		<b>902</b>		<b>855</b>		<b>735</b>		<b>4052</b>	
<b>AM Pct</b>	24.1%		26.8%		28.2%		26.2%		29.4%			

Peak Hour  
 Peak Volume  
 P.H.F

**AECOM**

<b>7:00-8:00 AM</b>	86	103	110	103	88	98
<b>7:15-8:15 AM</b>	72	86	95	88	72	83
<b>7:30-8:30 AM</b>	52	57	65	68	51	59
<b>7:45-8:45 AM</b>	26	25	34	38	22	29
<b>8:00-9:00 AM</b>	10	10	21	17	16	15

<b>4:00-5:00 PM</b>	63	79	83	66	73	73
<b>4:15-5:15 PM</b>	69	84	85	69	63	74
<b>4:30-5:30 PM</b>	77	94	82	79	70	80
<b>4:45-5:45 PM</b>	86	106	95	89	67	89
<b>5:00-6:00 PM</b>	85	105	93	91	65	88



Client: AECOM  
 File Number:  
 Route: PS-1b  
 Location:

Site Ref: PS-1b  
 Direction: IN

Count Date	4/17/2023		4/18/2023		4/19/2023		4/20/2023		4/21/2023			
Count Time	AM	PM	AM	PM	AM	PM	AM	PM	AM	PM	AM	PM
0:00	0	9	0	10	0	10	0	11	1	12	1	52
0:15	1	13	0	8	0	0	0	15	0	8	1	44
0:30	3	5	0	17	0	0	0	9	0	9	3	40
0:45	1	11	1	13	0	0	0	17	1	19	3	60
1:00	0	5	0	19	0	0	0	14	0	13	0	51
1:15	0	21	0	21	0	0	0	19	0	11	0	72
1:30	0	8	0	8	1	0	1	15	0	12	2	43
1:45	0	5	0	17	0	0	0	16	1	11	1	49
2:00	0	10	1	11	1	0	1	12	0	9	3	42
2:15	0	7	0	14	0	0	0	16	1	12	1	49
2:30	1	19	0	14	0	0	0	12	1	11	2	56
2:45	0	12	1	16	1	0	1	14	0	12	3	54
3:00	0	8	0	8	1	0	0	8	1	12	2	36
3:15	0	4	1	11	0	0	1	8	1	9	3	32
3:30	0	6	1	16	1	0	1	11	0	9	3	42
3:45	0	14	2	17	1	0	0	7	0	7	3	45
4:00	1	4	1	10	0	0	1	9	3	3	6	26
4:15	1	13	0	22	2	0	1	11	1	7	5	53
4:30	2	9	3	6	2	4	1	8	3	6	11	33
4:45	4	10	2	5	2	5	1	17	1	3	10	40
5:00	3	7	3	4	2	10	3	10	3	3	14	34
5:15	3	2	6	9	4	15	5	7	2	7	20	40
5:30	5	3	7	2	7	15	8	10	5	6	32	36
5:45	18	9	19	7	21	25	18	15	14	7	90	63
6:00	14	15	23	19	16	24	15	20	14	16	82	94
6:15	19	31	21	31	24	30	30	25	20	27	114	144
6:30	17	17	30	26	31	27	34	20	30	15	142	105
6:45	28	6	27	10	30	8	27	7	22	2	134	33
7:00	18	6	15	13	16	8	15	3	11	6	75	36
7:15	16	4	25	7	14	7	23	9	18	7	96	34
7:30	24	3	17	1	16	1	17	4	15	2	89	11
7:45	16	1	17	4	24	1	27	1	19	4	103	11
8:00	28	3	19	1	17	1	11	3	17	2	92	10
8:15	23	2	21	1	26	3	21	2	26	2	117	10
8:30	26	2	19	2	28	2	32	2	23	1	128	9
8:45	17	5	20	1	18	4	29	2	15	4	99	16
9:00	18	1	26	5	20	3	22	1	19	1	105	11
9:15	13	1	24	4	24	0	23	2	10	3	94	10
9:30	16	3	14	1	19	0	19	2	22	2	90	8
9:45	11	3	21	1	24	0	20	2	14	1	90	7
10:00	8	2	21	0	21	1	19	4	22	7	91	14
10:15	12	5	20	6	17	2	11	6	11	3	71	22
10:30	14	3	13	3	14	6	12	3	7	9	60	24
10:45	11	4	11	3	13	1	14	1	15	1	64	10
11:00	11	0	11	1	16	0	12	1	19	3	69	5
11:15	11	1	12	0	13	0	11	0	13	0	60	1
11:30	9	0	10	0	14	0	14	1	9	1	56	2
11:45	12	0	14	1	21	0	12	0	10	0	69	1
<b>Totals</b>	<b>435</b>	<b>332</b>	<b>499</b>	<b>426</b>	<b>522</b>	<b>213</b>	<b>513</b>	<b>412</b>	<b>440</b>	<b>337</b>	<b>2409</b>	<b>1720</b>
<b>Day Total</b>	<b>767</b>		<b>925</b>		<b>735</b>		<b>925</b>		<b>777</b>		<b>4129</b>	
<b>AM Pct</b>	56.7%		53.9%		71.0%		55.5%		56.6%			

Peak Hour  
 Peak Volume  
 P.H.F

**AECOM**

7:00-8:00 AM	74	74	70	82	63	73
7:15-8:15 AM	84	78	71	78	69	76
7:30-8:30 AM	91	74	83	76	77	80
7:45-8:45 AM	93	76	95	91	85	88
8:00-9:00 AM	94	79	89	93	81	87

4:00-5:00 PM	36	43	9	45	19	30
4:15-5:15 PM	39	37	19	46	19	32
4:30-5:30 PM	28	24	34	42	19	29
4:45-5:45 PM	22	20	45	44	19	30
5:00-6:00 PM	21	22	65	42	23	35

Client: AECOM  
 File Number:  
 Route: PS-1b  
 Location:

Site Ref: PS-1b  
 Direction: OUT

Count Date	4/17/2023		4/18/2023		4/19/2023		4/20/2023		4/21/2023			
Count Time	AM	PM	AM	PM	AM	PM	AM	PM	AM	PM	AM	PM
0:00	2	3	3	9	3	7	3	9	3	7	14	35
0:15	3	9	1	6	2	2	0	10	2	14	8	41
0:30	2	9	2	14	1	0	4	8	1	17	10	48
0:45	0	9	1	6	0	0	1	11	1	4	3	30
1:00	0	7	2	6	2	0	1	8	1	16	6	37
1:15	0	6	2	12	0	0	0	9	1	19	3	46
1:30	3	12	0	19	0	0	0	18	1	15	4	64
1:45	1	6	0	11	2	0	3	15	0	14	6	46
2:00	1	7	1	14	1	0	0	14	1	8	4	43
2:15	1	8	0	10	0	0	0	10	0	11	1	39
2:30	0	7	2	14	1	0	0	15	0	17	3	53
2:45	2	15	1	11	0	0	1	10	0	7	4	43
3:00	0	12	0	22	0	0	1	24	1	14	2	72
3:15	0	16	0	19	0	0	0	15	1	18	1	68
3:30	0	15	1	17	0	0	0	16	2	13	3	61
3:45	0	14	0	12	1	0	0	21	2	18	3	65
4:00	0	16	1	15	2	0	1	13	1	15	5	59
4:15	0	24	0	23	0	0	0	14	1	17	1	78
4:30	2	23	1	20	1	6	2	23	2	21	8	93
4:45	1	16	2	28	0	13	0	12	0	19	3	88
5:00	1	23	1	16	0	25	0	21	0	18	2	103
5:15	0	16	2	30	1	19	0	22	0	27	3	114
5:30	0	19	0	29	2	24	3	15	1	15	6	102
5:45	0	18	2	21	1	20	0	16	1	16	4	91
6:00	1	18	4	29	0	14	6	16	0	10	11	87
6:15	3	14	2	19	6	24	2	14	2	11	15	82
6:30	4	11	2	15	6	15	4	16	4	9	20	66
6:45	5	15	1	20	6	16	6	21	6	8	24	80
7:00	4	17	13	8	7	9	7	19	5	14	36	67
7:15	17	14	24	18	23	16	18	11	19	9	101	68
7:30	24	12	20	10	22	21	24	12	23	10	113	65
7:45	11	6	10	11	13	18	12	11	11	10	57	56
8:00	8	4	3	10	7	11	8	11	10	5	36	41
8:15	3	4	6	4	3	8	2	11	1	6	15	33
8:30	5	5	2	5	6	7	0	5	1	3	14	25
8:45	5	3	4	9	1	16	3	8	2	4	15	40
9:00	1	4	5	2	4	13	7	6	4	1	21	26
9:15	3	1	4	6	5	8	4	2	5	8	21	25
9:30	3	4	4	3	1	11	1	6	7	7	16	31
9:45	5	3	3	0	3	4	2	7	2	2	15	16
10:00	0	5	2	7	3	8	14	2	2	2	21	24
10:15	3	0	6	6	5	3	6	5	3	4	23	18
10:30	4	2	5	1	7	4	4	2	2	11	22	20
10:45	6	5	5	4	2	5	2	5	3	5	18	24
11:00	7	7	8	3	5	4	10	7	7	3	37	24
11:15	4	8	10	3	7	3	9	5	10	5	40	24
11:30	5	4	9	16	7	5	8	10	6	10	35	45
11:45	10	3	7	4	8	1	13	1	4	2	42	11
<b>Totals</b>	<b>160</b>	<b>479</b>	<b>184</b>	<b>597</b>	<b>177</b>	<b>360</b>	<b>192</b>	<b>562</b>	<b>162</b>	<b>519</b>	<b>875</b>	<b>2517</b>
<b>Day Total</b>	<b>639</b>		<b>781</b>		<b>537</b>		<b>754</b>		<b>681</b>		<b>3392</b>	
<b>AM Pct</b>	25.0%		23.6%		33.0%		25.5%		23.8%			

Peak Hour  
 Peak Volume  
 P.H.F

**AECOM**

7:00-8:00 AM	56	67	65	61	58	61
7:15-8:15 AM	60	57	65	62	63	61
7:30-8:30 AM	46	39	45	46	45	44
7:45-8:45 AM	27	21	29	22	23	24
8:00-9:00 AM	21	15	17	13	14	16

4:00-5:00 PM	79	86	19	62	72	64
4:15-5:15 PM	86	87	44	70	75	72
4:30-5:30 PM	78	94	63	78	85	80
4:45-5:45 PM	74	103	81	70	79	81
5:00-6:00 PM	76	96	88	74	76	82

Client: AECOM  
 File Number:  
 Route: PS-5a  
 Location:

Site Ref: PS-5a  
 Direction: IN

Count Date	4/17/2023		4/18/2023		4/19/2023		4/20/2023		4/21/2023		AM	PM
	AM	PM	AM	PM	AM	PM	AM	PM	AM	PM		
0:00	0	5	0	15	5	4	2	10	1	5	8	39
0:15	0	7	1	7	2	4	2	9	1	6	6	33
0:30	0	11	0	5	0	7	0	8	1	6	1	37
0:45	0	3	1	6	0	8	0	13	0	8	1	38
1:00	0	6	0	4	0	6	0	7	0	1	0	24
1:15	0	7	0	5	0	6	0	9	0	8	0	35
1:30	0	8	1	9	0	10	2	6	0	5	3	38
1:45	0	10	0	9	0	5	0	10	0	6	0	40
2:00	0	6	0	9	0	9	0	10	0	3	0	37
2:15	0	8	0	13	1	11	0	12	0	13	1	57
2:30	0	15	1	12	0	14	0	10	1	15	2	66
2:45	0	13	1	22	0	16	2	27	0	19	3	97
3:00	0	15	0	10	0	20	0	19	0	15	0	79
3:15	0	28	0	32	0	35	0	26	0	24	0	145
3:30	1	26	0	23	0	33	0	41	0	21	1	144
3:45	0	24	0	30	0	32	0	30	0	20	0	136
4:00	0	37	0	24	0	24	0	22	1	19	1	126
4:15	0	30	0	49	0	34	0	40	0	29	0	182
4:30	0	30	0	37	1	39	0	44	0	31	1	181
4:45	0	39	0	32	0	49	0	26	0	40	0	186
5:00	0	51	0	48	0	49	0	41	0	46	0	235
5:15	0	47	0	57	0	49	0	37	0	39	0	229
5:30	0	33	0	45	0	41	1	49	0	46	1	214
5:45	1	35	1	37	1	33	1	34	0	30	4	169
6:00	1	28	2	31	0	33	1	26	1	25	5	143
6:15	0	25	0	25	0	28	0	35	1	21	1	134
6:30	1	18	0	27	1	27	1	29	1	25	4	126
6:45	2	22	3	25	0	17	3	25	1	19	9	108
7:00	0	24	1	31	1	17	1	29	1	22	4	123
7:15	1	41	0	34	2	34	1	30	1	27	5	166
7:30	5	43	7	41	1	45	2	41	4	53	19	223
7:45	1	24	5	20	5	29	1	29	1	24	13	126
8:00	2	21	2	18	2	16	3	14	0	17	9	86
8:15	1	9	0	12	2	14	1	4	2	13	6	52
8:30	1	7	1	5	0	4	1	5	1	4	4	25
8:45	0	3	1	4	0	6	2	4	0	7	3	24
9:00	1	3	1	4	0	4	2	2	1	2	5	15
9:15	0	3	1	2	4	3	2	2	0	2	7	12
9:30	1	2	3	6	3	4	5	4	4	2	16	18
9:45	2	0	4	2	6	1	5	1	0	3	17	7
10:00	2	0	12	0	2	1	4	0	5	2	25	3
10:15	2	0	7	0	6	5	6	2	2	2	23	9
10:30	1	4	5	3	9	1	12	3	3	4	30	15
10:45	0	4	8	3	8	2	5	2	0	1	21	12
11:00	2	2	5	1	8	3	9	1	3	2	27	9
11:15	3	1	6	3	3	3	6	3	1	3	19	13
11:30	4	3	4	0	9	2	2	2	4	0	23	7
11:45	3	1	11	0	4	3	3	0	2	3	23	7
<b>Totals</b>	<b>38</b>	<b>782</b>	<b>95</b>	<b>837</b>	<b>86</b>	<b>840</b>	<b>88</b>	<b>833</b>	<b>44</b>	<b>738</b>	<b>351</b>	<b>4030</b>
<b>Day Total</b>	<b>820</b>		<b>932</b>		<b>926</b>		<b>921</b>		<b>782</b>		<b>4381</b>	
<b>AM Pct</b>	4.6%		10.2%		9.3%		9.6%		5.6%			

Peak Hour  
 Peak Volume  
 P.H.F

**AECOM**

7:00-8:00 AM	7	13	9	5	7	8
7:15-8:15 AM	9	14	10	7	6	9
7:30-8:30 AM	9	14	10	7	7	9
7:45-8:45 AM	5	8	9	6	4	6
8:00-9:00 AM	4	4	4	7	3	4

4:00-5:00 PM	136	142	146	132	119	135
4:15-5:15 PM	150	166	171	151	146	157
4:30-5:30 PM	167	174	186	148	156	166
4:45-5:45 PM	170	182	188	153	171	173
5:00-6:00 PM	166	187	172	161	161	169

Client: AECOM  
 File Number:  
 Route: PS-5a  
 Location:

Site Ref: PS-5a  
 Direction: OUT

Count Date	4/17/2023		4/18/2023		4/19/2023		4/20/2023		4/21/2023			
Count Time	AM	PM	AM	PM	AM	PM	AM	PM	AM	PM	AM	PM
0:00	0	2	0	2	2	7	0	2	0	2	2	15
0:15	0	2	0	1	1	2	0	2	0	2	1	9
0:30	0	2	0	7	0	3	0	2	1	4	1	18
0:45	0	5	0	3	0	5	0	4	0	2	0	19
1:00	0	3	0	4	0	5	0	7	0	1	0	20
1:15	0	5	0	5	0	3	0	4	0	5	0	22
1:30	0	2	0	2	0	3	0	4	0	3	0	14
1:45	0	3	0	1	0	6	0	4	0	3	0	17
2:00	0	2	0	3	0	4	0	5	0	1	0	15
2:15	0	3	0	2	0	4	0	5	0	7	0	21
2:30	0	10	1	7	0	6	0	5	1	4	2	32
2:45	0	0	0	4	0	1	0	0	0	0	0	5
3:00	0	1	0	1	0	0	0	1	0	2	0	5
3:15	0	1	0	2	0	1	0	2	0	0	0	6
3:30	2	3	2	0	3	1	2	3	2	1	11	8
3:45	1	3	1	3	1	1	1	2	0	0	4	9
4:00	3	2	0	3	1	1	1	2	0	0	5	8
4:15	1	2	0	3	1	1	0	0	2	3	4	9
4:30	2	0	4	4	4	0	2	0	1	2	13	6
4:45	4	3	3	2	4	1	2	3	4	0	17	9
5:00	5	1	6	1	5	2	7	0	5	2	28	6
5:15	7	2	11	4	5	5	8	2	5	1	36	14
5:30	11	1	13	2	18	2	13	4	9	2	64	11
5:45	28	3	38	0	31	2	30	1	35	1	162	7
6:00	52	1	46	4	54	3	57	1	54	2	263	11
6:15	74	2	79	1	87	2	72	5	82	2	394	12
6:30	56	3	75	0	69	4	74	0	53	5	327	12
6:45	41	0	39	2	48	2	39	1	24	3	191	8
7:00	41	0	48	3	41	0	41	1	51	0	222	4
7:15	52	0	56	0	54	1	51	0	34	1	247	2
7:30	41	1	41	0	46	0	46	3	38	1	212	5
7:45	51	0	34	0	37	0	48	0	38	1	208	1
8:00	31	2	44	1	42	0	29	0	25	1	171	4
8:15	43	0	32	0	37	1	35	0	36	0	183	1
8:30	39	1	36	0	37	1	31	0	34	1	177	3
8:45	30	0	52	1	40	0	43	1	31	1	196	3
9:00	33	0	32	0	36	0	35	1	33	0	169	1
9:15	30	0	32	0	26	1	32	0	22	2	142	3
9:30	27	0	30	0	35	0	23	0	27	0	142	0
9:45	23	0	27	0	21	0	23	0	17	0	111	0
10:00	15	0	20	0	14	1	20	0	19	0	88	1
10:15	14	0	7	0	16	0	17	0	14	3	68	3
10:30	5	1	6	1	10	0	17	0	9	0	47	2
10:45	7	0	8	1	16	0	7	0	7	1	45	2
11:00	8	0	3	0	5	1	4	0	7	0	27	1
11:15	7	0	6	1	9	0	6	0	10	0	38	1
11:30	4	0	8	0	4	0	1	0	3	0	20	0
11:45	1	0	4	0	5	0	3	0	5	0	18	0
<b>Totals</b>	<b>789</b>	<b>72</b>	<b>844</b>	<b>81</b>	<b>865</b>	<b>83</b>	<b>820</b>	<b>77</b>	<b>738</b>	<b>72</b>	<b>4056</b>	<b>385</b>
<b>Day Total</b>	<b>861</b>		<b>925</b>		<b>948</b>		<b>897</b>		<b>810</b>		<b>4441</b>	
<b>AM Pct</b>	91.6%		91.2%		91.2%		91.4%		91.1%			

Peak Hour  
 Peak Volume  
 P.H.F

**AECOM**

7:00-8:00 AM	185	179	178	186	161	178
7:15-8:15 AM	175	175	179	174	135	168
7:30-8:30 AM	166	151	162	158	137	155
7:45-8:45 AM	164	146	153	143	133	148
8:00-9:00 AM	143	164	156	138	126	145

4:00-5:00 PM	7	12	3	5	5	6
4:15-5:15 PM	6	10	4	3	7	6
4:30-5:30 PM	6	11	8	5	5	7
4:45-5:45 PM	7	9	10	9	5	8
5:00-6:00 PM	7	7	11	7	6	8

Client: AECOM  
 File Number:  
 Route: PS-5b  
 Location:

Site Ref: PS-5b  
 Direction: IN

Count Date	4/17/2023		4/18/2023		4/19/2023		4/20/2023		4/21/2023			
Count Time	AM	PM	AM	PM	AM	PM	AM	PM	AM	PM	AM	PM
0:00	0	2	0	2	2	0	2	2	3	2	7	8
0:15	0	2	1	1	0	0	0	2	1	2	2	7
0:30	0	3	0	3	0	6	1	1	0	2	1	15
0:45	0	0	0	3	0	0	0	2	0	5	0	10
1:00	0	1	0	1	0	1	0	2	0	3	0	8
1:15	0	0	0	1	0	5	0	6	0	1	0	13
1:30	0	0	0	4	1	2	0	3	1	1	2	10
1:45	0	2	0	5	0	2	0	3	0	2	0	14
2:00	0	1	0	0	0	2	0	2	0	1	0	6
2:15	0	3	0	2	0	1	0	2	0	2	0	10
2:30	0	9	0	7	0	6	0	6	0	5	0	33
2:45	0	2	0	4	0	1	0	2	0	3	0	12
3:00	0	3	0	6	0	5	0	3	0	3	0	20
3:15	0	6	0	3	0	5	0	5	0	3	0	22
3:30	0	10	0	7	0	9	0	4	0	4	0	34
3:45	0	2	0	8	0	7	0	6	0	8	0	31
4:00	0	4	0	4	0	3	0	4	0	1	0	16
4:15	0	7	0	6	0	8	0	7	0	6	0	34
4:30	0	5	1	3	1	7	1	2	1	4	4	21
4:45	0	4	0	8	0	4	0	5	0	4	0	25
5:00	0	7	0	5	0	4	0	5	0	4	0	25
5:15	1	1	0	6	0	4	0	3	0	4	1	18
5:30	0	7	0	6	0	4	0	4	0	4	0	25
5:45	1	4	1	5	2	3	1	4	2	3	7	19
6:00	1	1	1	5	1	1	1	1	0	3	4	11
6:15	1	4	0	4	3	8	2	8	2	7	8	31
6:30	0	4	0	4	1	7	1	7	1	3	3	25
6:45	0	7	0	5	0	8	1	4	1	5	2	29
7:00	1	5	0	7	1	6	1	6	1	4	4	28
7:15	1	8	2	6	0	4	1	5	0	5	4	28
7:30	1	6	1	3	0	3	0	1	1	6	3	19
7:45	0	5	2	4	1	6	1	5	1	2	5	22
8:00	1	0	0	2	1	4	1	2	0	5	3	13
8:15	2	2	2	0	0	2	0	2	1	1	5	7
8:30	0	1	0	1	0	1	0	2	2	1	2	6
8:45	0	1	0	2	1	1	1	1	2	2	4	7
9:00	1	0	0	1	2	1	0	2	0	1	3	5
9:15	0	2	1	1	0	1	2	1	0	1	3	6
9:30	1	0	1	0	1	0	1	2	1	2	5	4
9:45	1	0	0	1	2	0	0	1	0	1	3	3
10:00	1	1	3	0	0	1	0	0	0	2	4	4
10:15	1	0	2	0	2	0	3	1	2	0	10	1
10:30	0	4	1	1	3	0	2	1	0	1	6	7
10:45	0	1	5	1	3	3	4	1	3	1	15	7
11:00	0	0	2	1	4	0	2	1	0	1	8	3
11:15	2	3	0	0	0	0	2	0	1	1	5	4
11:30	5	2	1	1	1	1	0	0	2	1	9	5
11:45	3	2	1	0	0	0	1	0	0	2	5	4
<b>Totals</b>	<b>25</b>	<b>144</b>	<b>28</b>	<b>150</b>	<b>33</b>	<b>147</b>	<b>32</b>	<b>139</b>	<b>29</b>	<b>135</b>	<b>147</b>	<b>715</b>
<b>Day Total</b>	<b>169</b>		<b>178</b>		<b>180</b>		<b>171</b>		<b>164</b>		<b>862</b>	
<b>AM Pct</b>	<b>14.8%</b>		<b>15.7%</b>		<b>18.3%</b>		<b>18.7%</b>		<b>17.7%</b>			

Peak Hour  
 Peak Volume  
 P.H.F

**AECOM**

7:00-8:00 AM	3	5	2	3	3	3
7:15-8:15 AM	3	5	2	3	2	3
7:30-8:30 AM	4	5	2	2	3	3
7:45-8:45 AM	3	4	2	2	4	3
8:00-9:00 AM	3	2	2	2	5	3

4:00-5:00 PM	20	21	22	18	15	19
4:15-5:15 PM	23	22	23	19	18	21
4:30-5:30 PM	17	22	19	15	16	18
4:45-5:45 PM	19	25	16	17	16	19
5:00-6:00 PM	19	22	15	16	15	17

Client: AECOM  
 File Number:  
 Route: PS-5b  
 Location:

Site Ref: PS-5b  
 Direction: OUT

Count Date	4/17/2023		4/18/2023		4/19/2023		4/20/2023		4/21/2023			
Count Time	AM	PM	AM	PM	AM	PM	AM	PM	AM	PM	AM	PM
0:00	0	2	0	3	1	4	0	0	1	3	2	12
0:15	0	1	1	0	0	0	0	0	0	0	1	1
0:30	0	0	0	5	0	7	0	2	0	7	0	21
0:45	0	1	0	0	0	7	0	2	0	6	0	16
1:00	0	4	0	2	0	5	0	4	0	2	0	17
1:15	0	2	0	4	0	3	0	7	0	3	0	19
1:30	0	2	0	3	0	2	0	3	0	0	0	10
1:45	0	2	0	2	0	2	0	4	0	5	0	15
2:00	0	2	0	1	0	1	0	2	0	0	0	6
2:15	0	2	0	3	0	1	0	2	0	0	0	8
2:30	1	3	1	2	1	1	1	0	1	1	5	7
2:45	1	1	1	3	1	0	3	1	1	1	7	6
3:00	0	1	0	0	1	3	0	3	0	3	1	10
3:15	0	3	0	1	0	2	1	2	0	1	1	9
3:30	1	0	1	0	1	0	1	0	1	1	5	1
3:45	0	1	0	2	0	1	0	2	0	0	0	6
4:00	0	0	1	0	1	1	0	2	1	2	3	5
4:15	1	1	1	0	1	3	1	2	1	2	5	8
4:30	2	1	1	3	2	1	1	2	2	5	8	12
4:45	1	0	2	2	2	1	1	3	0	1	6	7
5:00	2	0	1	2	0	4	1	3	2	1	6	10
5:15	5	1	7	2	4	3	4	0	2	1	22	7
5:30	9	1	8	2	5	2	10	4	6	2	38	11
5:45	10	0	10	2	10	1	9	2	9	1	48	6
6:00	10	4	6	4	3	2	6	1	6	0	31	11
6:15	11	0	11	2	8	0	10	1	8	2	48	5
6:30	10	0	8	1	16	0	9	0	7	2	50	3
6:45	6	1	7	4	4	1	5	0	3	0	25	6
7:00	8	2	16	2	3	1	7	2	3	2	37	9
7:15	6	2	8	1	8	3	9	1	6	0	37	7
7:30	7	0	13	1	9	1	7	4	8	2	44	8
7:45	7	1	5	0	9	1	10	0	11	0	42	2
8:00	6	0	9	0	5	1	7	1	5	1	32	3
8:15	5	1	7	0	5	0	8	1	2	1	27	3
8:30	5	0	5	0	4	0	7	0	7	0	28	0
8:45	10	0	7	0	6	0	12	0	6	1	41	1
9:00	11	0	4	0	11	0	8	0	6	0	40	0
9:15	4	0	18	0	11	0	10	0	10	1	53	1
9:30	10	0	7	0	9	3	11	2	10	0	47	5
9:45	8	0	7	0	8	0	11	0	6	0	40	0
10:00	7	0	6	0	5	1	6	0	2	1	26	2
10:15	5	1	6	0	10	2	4	0	2	0	27	3
10:30	7	1	6	0	5	2	9	1	4	1	31	5
10:45	4	2	0	0	7	0	2	1	4	0	17	3
11:00	4	1	7	0	7	0	7	1	5	1	30	3
11:15	3	1	5	0	2	0	4	0	5	2	19	3
11:30	2	2	1	0	4	1	9	0	1	1	17	4
11:45	4	1	9	0	2	2	1	0	2	0	18	3
<b>Totals</b>	<b>193</b>	<b>51</b>	<b>213</b>	<b>59</b>	<b>191</b>	<b>76</b>	<b>212</b>	<b>68</b>	<b>156</b>	<b>66</b>	<b>965</b>	<b>320</b>
<b>Day Total</b>	<b>244</b>		<b>272</b>		<b>267</b>		<b>280</b>		<b>222</b>		<b>1285</b>	
<b>AM Pct</b>	79.1%		78.3%		71.5%		75.7%		70.3%			

Peak Hour  
 Peak Volume  
 P.H.F

**AECOM**

7:00-8:00 AM	28	42	29	33	28	32
7:15-8:15 AM	26	35	31	33	30	31
7:30-8:30 AM	25	34	28	32	26	29
7:45-8:45 AM	23	26	23	32	25	26
8:00-9:00 AM	26	28	20	34	20	26

4:00-5:00 PM	2	5	6	9	10	6
4:15-5:15 PM	2	7	9	10	9	7
4:30-5:30 PM	2	9	9	8	8	7
4:45-5:45 PM	2	8	10	10	5	7
5:00-6:00 PM	2	8	10	9	5	7

Client: AECOM  
 File Number:  
 RINe: Searsville East  
 Location:

Site Ref: Searsville  
 Direction: IN

Count Date	4/17/2023		4/18/2023		4/19/2023		4/20/2023		4/21/2023			
Count Time	AM	PM	AM	PM	AM	PM	AM	PM	AM	PM	AM	PM
0:00	0	1	0	3	3	0	0	5	1	1	4	10
0:15	0	2	0	1	0	4	4	3	0	3	4	13
0:30	0	4	0	2	0	3	0	2	0	1	0	12
0:45	0	1	0	3	1	6	0	2	0	0	1	12
1:00	0	1	0	2	0	3	0	10	0	1	0	17
1:15	0	3	0	4	0	1	0	2	0	1	0	11
1:30	0	2	0	1	0	2	0	0	0	1	0	6
1:45	0	1	0	3	0	0	0	1	1	1	1	6
2:00	0	5	0	0	0	5	0	1	0	5	0	16
2:15	0	9	0	7	0	5	0	5	0	4	0	30
2:30	0	1	0	6	0	0	0	4	0	3	0	14
2:45	0	4	0	4	0	1	0	2	0	0	0	11
3:00	0	4	0	2	0	1	0	2	0	0	0	9
3:15	0	5	0	0	0	1	0	1	0	0	0	7
3:30	0	2	0	6	0	4	0	2	0	2	0	16
3:45	0	1	0	11	0	6	0	1	0	2	0	21
4:00	0	2	0	4	0	2	0	1	1	2	1	11
4:15	0	1	0	11	0	5	0	3	0	0	0	20
4:30	0	10	0	6	1	6	0	4	0	3	1	29
4:45	0	2	0	3	1	2	0	3	1	2	2	12
5:00	0	2	0	3	0	4	0	5	0	4	0	18
5:15	0	5	0	7	1	8	1	2	0	0	2	22
5:30	0	1	0	10	1	7	2	2	1	2	4	22
5:45	0	2	0	6	0	4	0	5	2	0	2	17
6:00	0	3	0	24	0	7	0	2	0	1	0	37
6:15	2	1	4	17	0	1	1	4	0	5	7	28
6:30	0	1	1	15	4	5	5	2	4	0	14	23
6:45	1	0	9	3	3	6	0	6	0	2	13	17
7:00	1	3	5	3	2	2	0	1	0	1	8	10
7:15	2	0	8	8	1	0	0	0	0	0	11	8
7:30	0	0	4	7	4	1	0	4	1	0	9	12
7:45	0	2	2	5	4	3	1	0	3	0	10	10
8:00	0	2	4	2	3	0	0	1	5	0	12	5
8:15	1	0	7	0	5	1	2	0	2	0	17	1
8:30	0	0	0	10	1	0	0	0	2	0	3	10
8:45	1	0	8	0	4	0	1	0	0	0	14	0
9:00	1	1	17	1	3	2	1	1	0	7	22	12
9:15	3	1	14	0	5	2	0	2	1	1	23	6
9:30	1	1	15	1	1	0	4	0	0	0	21	2
9:45	1	1	0	2	1	0	1	1	1	1	4	5
10:00	1	0	0	0	2	0	1	0	0	0	4	0
10:15	0	0	0	0	0	0	1	1	5	0	6	1
10:30	0	1	3	1	0	1	1	3	2	0	6	6
10:45	3	0	1	0	1	0	2	0	0	0	7	0
11:00	1	0	0	0	1	0	3	0	0	0	5	0
11:15	0	0	1	0	2	0	2	0	2	1	7	1
11:30	4	0	0	0	0	3	0	0	1	0	5	3
11:45	4	0	8	0	1	0	6	2	0	2	19	4
<b>Totals</b>	<b>27</b>	<b>88</b>	<b>111</b>	<b>204</b>	<b>56</b>	<b>114</b>	<b>39</b>	<b>98</b>	<b>36</b>	<b>59</b>	<b>269</b>	<b>563</b>
<b>Day Total</b>	<b>115</b>		<b>315</b>		<b>170</b>		<b>137</b>		<b>95</b>		<b>832</b>	
<b>AM Pct</b>	23.5%		35.2%		32.9%		28.5%		37.9%			

Peak Hour  
 Peak Volume  
 P.H.F

**AECOM**

7:00-8:00 AM	3	19	11	1	4	8
7:15-8:15 AM	2	18	12	1	9	8
7:30-8:30 AM	1	17	16	3	11	10
7:45-8:45 AM	1	13	13	3	12	8
8:00-9:00 AM	2	19	13	3	9	9

4:00-5:00 PM	15	24	15	11	7	14
4:15-5:15 PM	15	23	17	15	9	16
4:30-5:30 PM	19	19	20	14	9	16
4:45-5:45 PM	10	23	21	12	8	15
5:00-6:00 PM	10	26	23	14	6	16

Client: AECOM  
 File Number:  
 Route: Searsville East  
 Location:

Site Ref: Searsville  
 Direction: OUT

Count Date	4/17/2023		4/18/2023		4/19/2023		4/20/2023		4/21/2023		AM	PM
Count Time	AM	PM	AM	PM	AM	PM	AM	PM	AM	PM	AM	PM
0:00	0	1	0	2	1	2	0	4	0	2	1	11
0:15	0	5	0	3	0	2	1	7	0	3	1	20
0:30	0	3	0	2	0	4	0	2	0	0	0	11
0:45	0	1	0	4	0	3	0	3	0	1	0	12
1:00	0	1	0	1	0	0	0	2	1	1	1	5
1:15	0	1	0	0	0	3	0	3	0	1	0	8
1:30	0	1	0	3	0	3	0	0	0	1	0	8
1:45	0	1	0	2	0	1	0	3	0	2	0	9
2:00	0	4	0	4	0	6	0	4	0	3	0	21
2:15	1	1	1	1	0	0	0	1	0	2	2	5
2:30	0	1	0	2	0	1	0	1	0	0	0	5
2:45	0	0	0	0	0	2	0	2	0	1	0	5
3:00	0	1	0	8	0	0	0	2	0	0	0	11
3:15	0	0	0	8	0	2	0	0	0	1	0	11
3:30	0	1	0	8	0	4	0	0	0	2	0	15
3:45	0	0	0	4	0	4	0	1	0	0	0	9
4:00	0	0	0	2	0	0	0	0	0	2	0	4
4:15	0	2	0	1	0	1	0	1	0	0	0	5
4:30	0	1	0	6	0	1	0	0	0	0	0	8
4:45	1	0	0	4	1	1	0	2	0	0	2	7
5:00	0	1	3	4	0	1	1	1	0	0	4	7
5:15	0	0	0	0	4	5	1	0	0	0	5	5
5:30	0	1	1	3	0	2	0	1	1	0	2	7
5:45	1	2	2	1	0	1	0	0	0	0	3	4
6:00	0	2	3	12	1	1	1	2	1	2	6	19
6:15	5	1	9	11	1	0	1	1	5	1	21	14
6:30	0	0	16	0	5	1	4	0	1	0	26	1
6:45	1	0	3	0	2	2	0	0	0	1	6	3
7:00	2	0	1	1	1	2	0	0	0	0	4	3
7:15	0	0	6	0	2	0	0	0	0	1	8	1
7:30	1	0	2	0	2	0	3	0	4	0	12	0
7:45	1	2	4	0	3	3	2	1	1	1	11	7
8:00	0	2	6	0	5	2	1	3	0	0	12	7
8:15	2	0	6	0	1	0	0	0	3	2	12	2
8:30	0	0	0	1	1	1	1	1	0	2	2	5
8:45	1	0	2	0	3	0	1	0	2	0	9	0
9:00	1	0	7	0	2	0	5	0	1	2	16	2
9:15	3	0	6	0	6	0	5	0	3	0	23	0
9:30	6	0	6	0	5	1	4	2	2	0	23	3
9:45	5	1	3	0	3	0	2	0	2	1	15	2
10:00	7	1	3	1	5	0	3	0	0	1	18	3
10:15	3	0	26	0	2	1	8	0	2	0	41	1
10:30	0	0	15	1	7	0	8	0	0	0	30	1
10:45	1	0	7	0	6	0	8	0	2	0	24	0
11:00	8	0	8	0	6	2	7	0	1	1	30	3
11:15	3	0	5	0	4	1	3	0	2	0	17	1
11:30	3	0	10	0	2	4	3	1	1	0	19	5
11:45	4	0	9	0	4	0	6	1	0	0	23	1
<b>Totals</b>	<b>60</b>	<b>38</b>	<b>170</b>	<b>100</b>	<b>85</b>	<b>70</b>	<b>79</b>	<b>52</b>	<b>35</b>	<b>37</b>	<b>429</b>	<b>297</b>
<b>Day Total</b>	<b>98</b>		<b>270</b>		<b>155</b>		<b>131</b>		<b>72</b>		<b>726</b>	
<b>AM Pct</b>	61.2%		63.0%		54.8%		60.3%		48.6%			

Peak Hour  
 Peak Volume  
 P.H.F

**AECOM**

7:00-8:00 AM	4	13	8	5	5	7
7:15-8:15 AM	2	18	12	6	5	9
7:30-8:30 AM	4	18	11	6	8	9
7:45-8:45 AM	3	16	10	4	4	7
8:00-9:00 AM	3	14	10	3	5	7

4:00-5:00 PM	3	13	3	3	2	5
4:15-5:15 PM	4	15	4	4	0	5
4:30-5:30 PM	2	14	8	3	0	5
4:45-5:45 PM	2	11	9	4	0	5
5:00-6:00 PM	4	8	9	2	0	5



Client: AECOM  
 File Number:  
 Route: Searsville West  
 Location:

Site Ref: Searsville  
 Direction: IN

Count Date	4/17/2023		4/18/2023		4/19/2023		4/20/2023		4/21/2023			
Count Time	AM	PM	AM	PM	AM	PM	AM	PM	AM	PM	AM	PM
0:00	0	4	2	0	0	5	1	9	1	3	4	21
0:15	0	1	0	1	0	2	0	6	0	2	0	12
0:30	0	2	0	1	0	1	0	8	0	3	0	15
0:45	0	2	0	7	0	10	0	4	0	2	0	25
1:00	0	3	0	5	0	2	0	4	0	2	0	16
1:15	0	2	0	6	0	3	0	2	0	3	0	16
1:30	0	1	0	2	0	3	0	3	0	5	0	14
1:45	0	5	0	2	0	5	0	7	0	0	0	19
2:00	0	5	0	5	0	7	0	7	0	9	0	33
2:15	0	5	0	6	0	8	0	6	0	3	0	28
2:30	0	6	0	7	0	13	0	8	0	4	0	38
2:45	0	6	0	7	0	5	0	5	0	0	0	23
3:00	0	7	0	1	0	6	0	2	0	4	0	20
3:15	0	2	0	3	0	8	0	5	0	2	0	20
3:30	0	1	0	4	0	3	0	2	0	1	0	11
3:45	0	4	0	2	0	2	0	0	0	4	0	12
4:00	0	6	0	8	2	9	0	6	0	7	2	36
4:15	0	2	0	2	0	4	0	4	0	5	0	17
4:30	0	3	0	3	0	6	0	2	0	8	0	22
4:45	0	5	0	15	0	3	0	4	0	4	0	31
5:00	1	5	1	7	0	10	0	2	0	2	2	26
5:15	0	0	0	6	0	10	1	1	0	2	1	19
5:30	0	1	0	6	0	1	0	5	0	0	0	13
5:45	2	6	2	5	1	9	1	0	0	1	6	21
6:00	2	2	0	7	0	2	1	5	1	2	4	18
6:15	0	3	0	0	0	0	0	3	0	2	0	8
6:30	1	1	0	0	0	0	0	1	2	2	3	4
6:45	0	1	1	3	3	3	2	3	0	0	6	10
7:00	0	0	1	0	3	2	0	0	0	2	4	4
7:15	1	0	2	0	0	0	0	1	0	0	3	1
7:30	0	2	3	3	2	0	1	3	2	0	8	8
7:45	0	0	0	0	1	1	3	0	1	0	5	1
8:00	2	0	2	0	0	0	4	0	2	0	10	0
8:15	9	0	2	1	0	1	0	0	1	0	12	2
8:30	0	1	4	2	2	0	2	1	2	0	10	4
8:45	2	0	0	2	1	0	7	0	3	0	13	2
9:00	0	0	0	0	1	0	4	0	3	1	8	1
9:15	2	0	1	0	1	0	2	1	3	0	9	1
9:30	1	0	4	0	2	0	3	0	1	0	11	0
9:45	0	0	3	2	7	0	2	0	2	0	14	2
10:00	3	0	0	0	4	1	1	0	1	0	9	1
10:15	3	0	3	0	4	0	3	0	3	0	16	0
10:30	1	0	4	0	2	0	5	0	0	0	12	0
10:45	2	0	2	0	0	0	2	0	1	0	7	0
11:00	4	0	5	0	0	0	8	0	3	0	20	0
11:15	2	0	0	0	3	0	4	0	2	0	11	0
11:30	2	0	5	0	1	0	10	1	7	0	25	1
11:45	3	0	6	0	0	0	20	1	0	0	29	1
<b>Totals</b>	<b>43</b>	<b>94</b>	<b>53</b>	<b>131</b>	<b>40</b>	<b>145</b>	<b>87</b>	<b>122</b>	<b>41</b>	<b>85</b>	<b>264</b>	<b>577</b>
<b>Day Total</b>	<b>137</b>		<b>184</b>		<b>185</b>		<b>209</b>		<b>126</b>		<b>841</b>	
<b>AM Pct</b>	31.4%		28.8%		21.6%		41.6%		32.5%			

Peak Hour  
 Peak Volume  
 P.H.F

**AECOM**

7:00-8:00 AM	1	6	6	4	3	4
7:15-8:15 AM	3	7	3	8	5	5
7:30-8:30 AM	11	7	3	8	6	7
7:45-8:45 AM	11	8	3	9	6	7
8:00-9:00 AM	13	8	3	13	8	9

4:00-5:00 PM	16	28	22	16	24	21
4:15-5:15 PM	15	27	23	12	19	19
4:30-5:30 PM	13	31	29	9	16	20
4:45-5:45 PM	11	34	24	12	8	18
5:00-6:00 PM	12	24	30	8	5	16

Client: AECOM  
 File Number:  
 Route: Searsville West  
 Location:

Site Ref: Searsville  
 Direction: OUT

Count Date	4/17/2023		4/18/2023		4/19/2023		4/20/2023		4/21/2023			
Count Time	AM	PM	AM	PM	AM	PM	AM	PM	AM	PM	AM	PM
0:00	0	1	0	3	1	2	0	5	0	3	1	14
0:15	0	8	0	3	0	2	0	2	0	0	0	15
0:30	0	0	0	4	0	4	0	5	0	1	0	14
0:45	0	4	0	3	0	4	0	2	0	1	0	14
1:00	0	5	0	3	0	2	0	1	0	1	0	12
1:15	0	5	0	0	0	0	0	2	0	1	0	8
1:30	0	1	0	1	0	1	0	2	1	2	1	7
1:45	0	3	0	0	0	3	0	2	0	2	0	10
2:00	0	1	0	2	0	1	0	2	0	3	0	9
2:15	0	0	0	3	0	3	0	1	0	0	0	7
2:30	0	0	0	4	0	0	0	0	0	0	0	4
2:45	0	2	0	0	0	2	0	1	0	0	0	5
3:00	0	1	0	1	0	1	0	0	0	1	0	4
3:15	0	1	1	3	0	3	0	1	0	1	1	9
3:30	0	1	0	1	0	2	0	0	0	2	0	6
3:45	0	0	2	1	0	3	0	2	0	0	2	6
4:00	0	1	1	2	1	2	0	1	0	1	2	7
4:15	2	2	2	2	2	0	0	1	0	2	6	7
4:30	0	0	1	0	3	2	2	1	0	1	6	4
4:45	4	1	0	2	1	1	1	1	3	0	9	5
5:00	0	0	0	1	0	3	0	1	0	1	0	6
5:15	2	0	1	2	2	0	5	0	2	0	12	2
5:30	1	3	1	1	1	1	3	0	4	2	10	7
5:45	8	0	5	4	5	0	6	1	5	0	29	5
6:00	2	0	2	2	3	1	1	0	0	0	8	3
6:15	4	2	8	0	2	0	3	2	3	0	20	4
6:30	3	0	4	3	4	1	2	0	6	0	19	4
6:45	2	0	8	0	4	0	5	1	5	1	24	2
7:00	4	0	3	0	8	0	5	0	2	0	22	0
7:15	8	0	6	0	8	0	5	0	5	0	32	0
7:30	3	0	6	0	6	0	4	1	5	0	24	1
7:45	6	0	10	0	4	0	4	0	11	0	35	0
8:00	6	0	5	2	4	1	7	0	4	1	26	4
8:15	3	1	2	0	7	0	4	0	5	0	21	1
8:30	5	0	3	1	3	0	2	1	3	0	16	2
8:45	4	0	3	1	4	0	5	0	1	1	17	2
9:00	6	0	4	0	6	0	4	1	2	1	22	2
9:15	0	0	1	0	3	0	5	1	1	0	10	1
9:30	0	0	5	0	1	1	6	0	0	0	12	1
9:45	4	0	0	0	1	1	8	0	2	0	15	1
10:00	1	0	1	0	2	2	5	1	2	0	11	3
10:15	1	0	2	0	3	0	1	0	2	0	9	0
10:30	1	0	2	0	5	0	7	1	3	0	18	1
10:45	1	1	9	0	2	0	6	0	2	1	20	2
11:00	1	0	7	0	0	0	9	0	0	0	17	0
11:15	3	0	4	0	2	0	9	1	1	0	19	1
11:30	2	0	3	0	1	1	4	0	1	0	11	1
11:45	0	0	5	0	4	0	9	0	0	0	18	0
<b>Totals</b>	<b>87</b>	<b>44</b>	<b>117</b>	<b>55</b>	<b>103</b>	<b>50</b>	<b>137</b>	<b>44</b>	<b>81</b>	<b>30</b>	<b>525</b>	<b>223</b>
<b>Day Total</b>	<b>131</b>		<b>172</b>		<b>153</b>		<b>181</b>		<b>111</b>		<b>748</b>	
<b>AM Pct</b>	66.4%		68.0%		67.3%		75.7%		73.0%			

Peak Hour  
 Peak Volume  
 P.H.F

**AECOM**

7:00-8:00 AM	21	25	26	18	23	23
7:15-8:15 AM	23	27	22	20	25	23
7:30-8:30 AM	18	23	21	19	25	21
7:45-8:45 AM	20	20	18	17	23	20
8:00-9:00 AM	18	13	18	18	13	16

4:00-5:00 PM	4	6	5	4	4	5
4:15-5:15 PM	3	5	6	4	4	4
4:30-5:30 PM	1	5	6	3	2	3
4:45-5:45 PM	4	6	5	2	3	4
5:00-6:00 PM	3	8	4	2	3	4

Client: AECOM  
 File Number:  
 Route: ARB CC  
 Location:

Site Ref: ARB CC  
 Direction: IN

Count Date	4/24/2023		4/25/2023		4/26/2023		4/27/2023		4/28/2023			
Count Time	AM	PM	AM	PM	AM	PM	AM	PM	AM	PM	AM	PM
0:00	0	1	0	1	0	1	0	1	0	0	0	4
0:15	0	2	0	4	0	2	0	3	0	1	0	12
0:30	0	2	0	1	0	2	0	3	0	1	0	9
0:45	0	2	0	1	0	4	0	3	0	4	0	14
1:00	0	2	0	0	0	4	0	1	0	2	0	9
1:15	1	0	0	1	0	3	0	2	0	1	1	7
1:30	0	3	0	1	0	3	0	1	0	4	0	12
1:45	0	1	0	0	0	2	0	2	0	1	0	6
2:00	0	1	0	3	0	3	0	5	0	1	0	13
2:15	0	4	0	3	0	4	0	1	0	2	0	14
2:30	0	2	0	0	0	2	0	2	0	1	0	7
2:45	0	3	1	2	0	0	0	3	0	0	1	8
3:00	0	5	0	3	0	1	0	2	0	0	0	11
3:15	0	4	0	5	0	4	0	3	0	2	0	18
3:30	0	2	0	1	0	4	0	2	0	4	0	13
3:45	0	1	0	1	0	5	0	2	0	7	0	16
4:00	0	5	0	11	0	7	0	4	0	4	0	31
4:15	0	12	2	7	0	12	1	14	2	13	5	58
4:30	0	9	0	16	2	12	0	7	0	9	2	53
4:45	0	9	0	6	0	8	0	14	0	9	0	46
5:00	0	10	0	7	1	6	0	8	0	13	1	44
5:15	0	8	0	6	0	11	0	5	0	7	0	37
5:30	0	8	2	6	0	9	0	10	0	7	2	40
5:45	0	9	0	5	0	6	1	8	0	5	1	33
6:00	0	2	1	5	0	5	0	3	0	2	1	17
6:15	1	3	1	3	0	3	0	2	1	2	3	13
6:30	0	2	0	1	3	1	0	1	1	0	4	5
6:45	4	0	5	0	4	0	4	1	2	0	19	1
7:00	1	0	1	2	2	0	2	2	1	0	7	4
7:15	4	0	6	0	3	2	2	0	1	0	16	2
7:30	4	0	5	0	5	0	6	1	5	0	25	1
7:45	7	1	3	0	7	1	5	0	8	1	30	3
8:00	10	0	9	0	9	0	6	0	7	0	41	0
8:15	10	0	17	0	17	0	17	0	15	0	76	0
8:30	23	0	11	0	24	0	17	1	14	0	89	1
8:45	10	0	19	0	8	1	10	0	10	1	57	2
9:00	14	0	11	0	11	0	13	0	15	0	64	0
9:15	16	0	17	0	10	0	9	0	12	1	64	1
9:30	7	0	8	0	8	0	8	0	4	0	35	0
9:45	5	0	3	0	7	1	2	0	1	0	18	1
10:00	2	0	2	0	2	0	4	0	3	0	13	0
10:15	1	0	0	0	4	1	2	0	6	1	13	2
10:30	3	0	2	0	3	0	2	0	3	0	13	0
10:45	3	0	2	0	3	2	1	0	5	0	14	2
11:00	1	0	2	0	2	0	0	0	1	1	6	1
11:15	2	0	4	0	1	0	1	0	2	0	10	0
11:30	1	0	2	0	3	0	1	0	0	0	7	0
11:45	2	0	2	0	3	0	0	0	0	0	7	0
<b>Totals</b>	<b>132</b>	<b>113</b>	<b>138</b>	<b>102</b>	<b>142</b>	<b>132</b>	<b>114</b>	<b>117</b>	<b>119</b>	<b>107</b>	<b>645</b>	<b>571</b>
<b>Day Total</b>	<b>245</b>		<b>240</b>		<b>274</b>		<b>231</b>		<b>226</b>		<b>1216</b>	
<b>AM Pct</b>	53.9%		57.5%		51.8%		49.4%		52.7%			

Peak Hour  
 Peak Volume  
 P.H.F

**AECOM**

7:00-8:00 AM	16	15	17	15	15	16
7:15-8:15 AM	25	23	24	19	21	22
7:30-8:30 AM	31	34	38	34	35	34
7:45-8:45 AM	50	40	57	45	44	47
8:00-9:00 AM	53	56	58	50	46	53

4:00-5:00 PM	35	40	39	39	35	38
4:15-5:15 PM	40	36	38	43	44	40
4:30-5:30 PM	36	35	37	34	38	36
4:45-5:45 PM	35	25	34	37	36	33
5:00-6:00 PM	35	24	32	31	32	31

Client: AECOM  
 File Number:  
 Route: ARB CC  
 Location:

Site Ref: ARB CC  
 Direction: OUT

Count Date	4/24/2023		4/25/2023		4/26/2023		4/27/2023		4/28/2023			
Count Time	AM	PM	AM	PM	AM	PM	AM	PM	AM	PM	AM	PM
0:00	0	6	1	1	0	5	0	3	0	0	1	15
0:15	0	2	0	5	0	0	0	4	0	4	0	15
0:30	0	1	0	4	0	4	0	3	0	2	0	14
0:45	0	1	0	0	0	1	0	4	0	2	0	8
1:00	0	5	0	4	0	3	0	2	0	4	0	18
1:15	0	2	0	3	0	6	0	2	0	1	0	14
1:30	0	4	0	3	0	4	0	4	0	5	0	20
1:45	0	4	0	2	0	3	0	4	0	3	0	16
2:00	0	2	1	0	1	3	1	12	1	0	4	17
2:15	0	2	0	3	0	4	0	17	0	2	0	28
2:30	0	5	0	2	0	6	0	4	0	5	0	22
2:45	0	4	0	1	0	5	0	6	0	7	0	23
3:00	0	2	0	2	0	2	0	1	0	3	0	10
3:15	0	3	0	2	0	2	0	6	0	4	0	17
3:30	0	4	0	3	0	6	0	2	0	0	0	15
3:45	0	5	0	2	0	7	0	4	0	5	0	23
4:00	0	4	0	3	0	8	0	6	0	3	0	24
4:15	0	9	1	8	0	8	2	8	1	5	4	38
4:30	0	12	0	7	2	13	0	9	0	9	2	50
4:45	0	10	0	19	0	11	0	11	0	15	0	66
5:00	0	15	0	12	3	9	0	16	0	8	3	60
5:15	0	8	0	8	0	7	0	16	0	14	0	53
5:30	0	7	2	11	0	15	0	7	0	8	2	48
5:45	0	11	0	5	1	14	0	10	0	10	1	50
6:00	0	14	0	10	0	10	0	16	0	7	0	57
6:15	1	7	1	7	0	4	0	6	0	4	2	28
6:30	1	2	1	3	1	4	0	2	1	1	4	12
6:45	0	3	0	3	0	1	1	3	2	1	3	11
7:00	2	2	0	1	1	1	2	4	0	1	5	9
7:15	2	2	4	3	4	1	2	3	1	2	13	11
7:30	3	2	5	0	3	2	4	1	3	1	18	6
7:45	6	2	5	1	6	1	3	1	4	0	24	5
8:00	7	2	3	1	5	0	6	2	7	2	28	7
8:15	9	0	8	0	9	0	6	0	5	0	37	0
8:30	8	2	15	2	19	1	15	1	14	1	71	7
8:45	15	3	11	3	19	3	14	2	13	1	72	12
9:00	12	1	11	1	6	0	9	1	9	2	47	5
9:15	6	1	8	1	12	0	9	1	9	1	44	4
9:30	8	1	9	1	9	4	11	2	8	1	45	9
9:45	8	0	10	0	5	1	4	0	1	0	28	1
10:00	8	0	4	1	8	0	10	0	3	0	33	1
10:15	4	0	5	0	3	0	3	0	1	0	16	0
10:30	3	0	1	0	2	0	4	0	12	0	22	0
10:45	4	0	2	0	3	3	1	0	3	0	13	3
11:00	4	0	1	1	1	0	2	0	4	1	12	2
11:15	5	0	3	0	1	0	5	0	6	0	20	0
11:30	3	0	2	0	3	0	4	0	0	0	12	0
11:45	4	0	3	1	5	0	2	0	6	0	20	1
<b>Totals</b>	<b>123</b>	<b>172</b>	<b>117</b>	<b>150</b>	<b>132</b>	<b>182</b>	<b>120</b>	<b>206</b>	<b>114</b>	<b>145</b>	<b>606</b>	<b>855</b>
<b>Day Total</b>	<b>295</b>		<b>267</b>		<b>314</b>		<b>326</b>		<b>259</b>		<b>1461</b>	
<b>AM Pct</b>	41.7%		43.8%		42.0%		36.8%		44.0%			

Peak Hour  
 Peak Volume  
 P.H.F

**AECOM**

7:00-8:00 AM	13	14	14	11	8	12
7:15-8:15 AM	18	17	18	15	15	17
7:30-8:30 AM	25	21	23	19	19	21
7:45-8:45 AM	30	31	39	30	30	32
8:00-9:00 AM	39	37	52	41	39	42

4:00-5:00 PM	35	37	40	34	32	36
4:15-5:15 PM	46	46	41	44	37	43
4:30-5:30 PM	45	46	40	52	46	46
4:45-5:45 PM	40	50	42	50	45	45
5:00-6:00 PM	41	36	45	49	40	42

Client: AECOM  
 File Number:  
 Route: L-17a  
 Location:

Site Ref: L-17a  
 Direction: IN

Count Date Count Time	4/24/2023		4/25/2023		4/26/2023		4/27/2023		4/28/2023		AM	PM
	AM	PM	AM	PM	AM	PM	AM	PM	AM	PM		
0:00	0	10	0	3	0	14	0	8	0	3	0	38
0:15	0	9	0	8	0	7	0	9	0	5	0	38
0:30	0	7	0	4	1	6	0	14	0	4	1	35
0:45	0	3	0	6	0	6	0	7	0	8	0	30
1:00	0	3	0	7	0	4	0	6	0	2	0	22
1:15	0	11	0	4	0	9	1	3	0	10	1	37
1:30	0	1	0	4	0	1	0	7	0	0	0	13
1:45	0	7	0	3	0	2	0	5	0	5	0	22
2:00	0	3	1	6	1	6	1	3	1	1	4	19
2:15	0	5	0	3	0	4	1	4	0	4	1	20
2:30	0	2	0	9	1	1	0	6	0	1	1	19
2:45	0	4	0	6	0	4	0	3	0	6	0	23
3:00	0	1	0	8	0	1	0	2	0	3	0	15
3:15	0	3	0	3	0	5	0	6	0	4	0	21
3:30	0	3	0	2	0	0	0	3	0	6	0	14
3:45	0	9	0	4	0	6	1	2	0	4	1	25
4:00	0	8	0	7	0	5	0	6	0	6	0	32
4:15	0	11	0	7	0	3	1	9	0	15	1	45
4:30	0	6	0	9	2	12	0	8	0	9	2	44
4:45	0	12	0	6	1	8	0	6	0	7	1	39
5:00	0	10	1	8	0	10	0	9	0	7	1	44
5:15	3	8	1	3	1	11	1	14	1	9	7	45
5:30	4	7	7	6	2	5	4	5	3	10	20	33
5:45	4	3	7	9	3	11	5	8	3	9	22	40
6:00	6	6	6	4	1	6	3	4	7	7	23	27
6:15	1	8	7	7	9	5	11	5	5	6	33	31
6:30	17	2	16	5	10	3	11	3	8	3	62	16
6:45	18	1	16	1	16	0	18	1	15	0	83	3
7:00	19	0	16	2	21	2	12	3	15	1	83	8
7:15	16	0	20	0	22	0	14	1	11	0	83	1
7:30	12	0	25	0	26	3	23	1	19	0	105	4
7:45	27	0	28	0	27	1	21	2	27	0	130	3
8:00	39	0	30	0	26	0	38	1	39	2	172	3
8:15	58	0	46	1	38	0	33	0	35	0	210	1
8:30	45	0	47	0	43	0	49	0	36	0	220	0
8:45	52	0	31	0	45	0	37	0	41	0	206	0
9:00	47	0	38	0	32	0	23	1	19	0	159	1
9:15	31	0	45	0	37	0	49	0	45	0	207	0
9:30	25	0	27	0	19	0	28	0	21	0	120	0
9:45	29	0	24	0	14	0	12	1	19	0	98	1
10:00	10	1	11	0	10	0	4	0	16	0	51	1
10:15	7	0	17	0	15	0	3	0	10	0	52	0
10:30	6	0	8	0	8	0	9	0	8	0	39	0
10:45	6	1	9	0	10	1	13	0	4	1	42	3
11:00	9	0	5	0	7	0	7	0	3	1	31	1
11:15	5	2	7	0	8	0	5	0	3	0	28	2
11:30	12	0	9	0	5	0	4	0	5	0	35	0
11:45	7	0	11	0	9	0	5	0	8	0	40	0
<b>Totals</b>	<b>515</b>	<b>167</b>	<b>516</b>	<b>155</b>	<b>470</b>	<b>162</b>	<b>447</b>	<b>176</b>	<b>427</b>	<b>159</b>	<b>2375</b>	<b>819</b>
<b>Day Total</b>	<b>682</b>		<b>671</b>		<b>632</b>		<b>623</b>		<b>586</b>		<b>3194</b>	
<b>AM Pct</b>	75.5%		76.9%		74.4%		71.7%		72.9%			

Peak Hour  
 Peak Volume  
 P.H.F

**AECOM**

7:00-8:00 AM	74	89	96	70	72	80
7:15-8:15 AM	94	103	101	96	96	98
7:30-8:30 AM	136	129	117	115	120	123
7:45-8:45 AM	169	151	134	141	137	146
8:00-9:00 AM	194	154	152	157	151	162

4:00-5:00 PM	37	29	28	29	37	32
4:15-5:15 PM	39	30	33	32	38	34
4:30-5:30 PM	36	26	41	37	32	34
4:45-5:45 PM	37	23	34	34	33	32
5:00-6:00 PM	28	26	37	36	35	32

Client: AECOM  
 File Number:  
 Route: L-17a  
 Location:

Site Ref: L-17a  
 Direction: OUT

Count Date	4/24/2023		4/25/2023		4/26/2023		4/27/2023		4/28/2023		AM	PM
Count Time	AM	PM	AM	PM	AM	PM	AM	PM	AM	PM	AM	PM
0:00	0	9	0	5	1	5	1	5	0	16	2	40
0:15	0	4	0	4	0	3	1	8	0	2	1	21
0:30	0	4	0	8	0	15	0	4	0	12	0	43
0:45	0	5	1	10	0	5	2	2	0	13	3	35
1:00	1	2	0	5	0	4	0	12	0	9	1	32
1:15	0	3	0	9	0	6	0	9	0	6	0	33
1:30	0	3	0	9	0	12	0	8	0	8	0	40
1:45	0	7	0	4	0	5	0	8	1	3	1	27
2:00	0	6	1	8	1	12	3	4	0	7	5	37
2:15	0	8	0	11	0	6	0	7	0	11	0	43
2:30	0	14	0	12	0	14	0	19	0	8	0	67
2:45	0	11	0	10	0	7	0	14	0	15	0	57
3:00	0	16	0	20	0	19	0	12	0	15	0	82
3:15	0	18	0	24	0	14	0	24	0	16	0	96
3:30	0	11	0	22	1	17	0	19	0	19	1	88
3:45	0	18	0	19	0	12	0	15	0	9	0	73
4:00	0	19	0	21	0	20	0	22	0	17	0	99
4:15	1	18	0	14	0	22	0	17	0	19	1	90
4:30	0	39	0	18	0	18	0	33	0	34	0	142
4:45	0	32	0	32	0	22	2	28	0	32	2	146
5:00	0	24	0	25	2	22	0	20	0	24	2	115
5:15	0	30	0	27	0	33	0	34	0	23	0	147
5:30	0	27	0	27	0	29	0	25	0	23	0	131
5:45	0	23	1	33	0	28	0	23	1	33	2	140
6:00	0	25	0	22	0	27	2	26	0	21	2	121
6:15	4	17	0	22	0	25	0	15	0	21	4	100
6:30	2	22	1	26	0	21	2	18	0	19	5	106
6:45	0	14	0	12	1	22	1	13	1	14	3	75
7:00	3	7	2	9	2	16	1	9	0	8	8	49
7:15	1	5	3	6	3	8	2	8	2	8	11	35
7:30	3	8	5	12	4	7	4	3	3	4	19	34
7:45	2	5	7	3	3	13	6	8	3	3	21	32
8:00	5	6	5	9	5	4	3	6	2	2	20	27
8:15	9	2	9	6	6	4	10	6	7	3	41	21
8:30	17	0	11	1	13	5	12	2	11	0	64	8
8:45	10	3	10	1	5	0	11	1	4	1	40	6
9:00	19	0	6	1	10	1	4	1	8	0	47	3
9:15	13	2	13	3	14	0	9	1	14	1	63	7
9:30	13	0	10	0	8	0	9	3	13	0	53	3
9:45	12	0	13	2	5	1	9	2	4	2	43	7
10:00	5	4	7	0	5	0	4	1	13	0	34	5
10:15	3	2	7	0	3	1	3	0	0	1	16	4
10:30	5	1	4	2	8	0	5	3	2	1	24	7
10:45	2	1	6	2	6	1	5	0	5	1	24	5
11:00	3	0	7	0	12	0	4	1	2	1	28	2
11:15	4	0	3	0	2	0	9	1	5	1	23	2
11:30	7	1	7	0	4	0	9	0	7	1	34	2
11:45	4	1	5	1	7	0	4	0	1	0	21	2
<b>Totals</b>	<b>148</b>	<b>477</b>	<b>144</b>	<b>517</b>	<b>131</b>	<b>506</b>	<b>137</b>	<b>500</b>	<b>109</b>	<b>487</b>	<b>669</b>	<b>2487</b>
<b>Day Total</b>	<b>625</b>		<b>661</b>		<b>637</b>		<b>637</b>		<b>596</b>		<b>3156</b>	
<b>AM Pct</b>	23.7%		21.8%		20.6%		21.5%		18.3%			

Peak Hour  
 Peak Volume  
 P.H.F

**AECOM**

7:00-8:00 AM	9	17	12	13	8	12
7:15-8:15 AM	11	20	15	15	10	14
7:30-8:30 AM	19	26	18	23	15	20
7:45-8:45 AM	33	32	27	31	23	29
8:00-9:00 AM	41	35	29	36	24	33

4:00-5:00 PM	108	85	82	100	102	95
4:15-5:15 PM	113	89	84	98	109	99
4:30-5:30 PM	125	102	95	115	113	110
4:45-5:45 PM	113	111	106	107	102	108
5:00-6:00 PM	104	112	112	102	103	107

Client: AECOM  
 File Number:  
 Route: L-18a  
 Location:

Site Ref: L-18a  
 Direction: IN

Count Date	4/24/2023		4/25/2023		4/26/2023		4/27/2023		4/28/2023			
Count Time	AM	PM	AM	PM	AM	PM	AM	PM	AM	PM	AM	PM
0:00	0	4	0	6	2	4	0	5	0	3	2	22
0:15	0	5	0	2	0	4	0	2	0	3	0	16
0:30	0	4	0	1	0	4	0	3	0	5	0	17
0:45	0	1	0	5	0	3	0	2	0	3	0	14
1:00	0	4	0	10	0	1	0	2	0	1	0	18
1:15	0	1	0	3	0	4	0	3	0	3	0	14
1:30	0	0	0	2	0	0	0	3	0	0	0	5
1:45	0	2	0	1	0	2	0	1	0	1	0	7
2:00	0	1	0	2	0	0	0	1	0	0	0	4
2:15	0	2	0	1	2	2	0	3	0	1	2	9
2:30	0	2	0	4	0	2	0	3	0	1	0	12
2:45	0	0	0	1	0	0	0	1	0	5	0	7
3:00	0	6	0	2	0	1	0	0	0	3	0	12
3:15	0	3	0	3	0	1	0	4	0	0	0	11
3:30	0	2	0	3	0	7	0	3	0	3	0	18
3:45	0	4	0	4	0	4	0	6	0	4	0	22
4:00	0	0	0	3	1	7	2	4	0	4	3	18
4:15	0	4	0	3	0	5	0	1	2	1	2	14
4:30	3	6	5	16	1	1	2	1	3	8	14	32
4:45	2	3	3	3	2	3	2	3	2	6	11	18
5:00	3	1	1	7	4	5	2	6	3	4	13	23
5:15	5	8	9	11	6	7	3	5	4	2	27	33
5:30	7	7	7	10	10	5	7	5	9	11	40	38
5:45	14	3	14	9	21	14	18	5	6	10	73	41
6:00	30	1	31	6	25	5	24	2	29	0	139	14
6:15	32	6	31	2	26	2	25	2	23	1	137	13
6:30	34	1	31	3	25	2	20	4	14	0	124	10
6:45	19	8	19	8	23	1	23	1	16	2	100	20
7:00	8	0	8	2	7	4	8	0	7	1	38	7
7:15	16	2	15	3	6	0	13	2	6	0	56	7
7:30	11	2	9	3	12	0	18	0	9	0	59	5
7:45	11	3	9	0	12	1	8	0	6	2	46	6
8:00	8	0	12	1	10	0	13	0	4	1	47	2
8:15	3	3	6	0	7	0	6	0	5	1	27	4
8:30	6	0	8	0	7	0	4	0	9	0	34	0
8:45	13	0	4	0	9	0	6	0	8	0	40	0
9:00	11	1	6	1	6	1	6	0	5	0	34	3
9:15	7	0	7	0	6	0	4	0	5	0	29	0
9:30	11	0	6	0	2	0	0	3	10	0	29	3
9:45	4	0	10	0	6	0	3	0	6	3	29	3
10:00	4	0	10	0	7	0	6	1	1	0	28	1
10:15	4	0	5	0	2	0	9	0	3	0	23	0
10:30	4	0	6	1	5	0	5	0	4	0	24	1
10:45	4	0	7	0	4	0	18	0	2	0	35	0
11:00	1	0	5	0	4	0	4	0	7	0	21	0
11:15	1	0	7	0	0	0	2	1	2	0	12	1
11:30	5	0	6	0	2	0	3	0	5	0	21	0
11:45	1	0	7	0	3	0	4	0	1	0	16	0
<b>Totals</b>	<b>282</b>	<b>100</b>	<b>304</b>	<b>142</b>	<b>265</b>	<b>102</b>	<b>268</b>	<b>88</b>	<b>216</b>	<b>93</b>	<b>1335</b>	<b>525</b>
<b>Day Total</b>	<b>382</b>		<b>446</b>		<b>367</b>		<b>356</b>		<b>309</b>		<b>1860</b>	
<b>AM Pct</b>	73.8%		68.2%		72.2%		75.3%		69.9%			

Peak Hour  
 Peak Volume  
 P.H.F

**AECOM**

7:00-8:00 AM	46	41	37	47	28	40
7:15-8:15 AM	46	45	40	52	25	42
7:30-8:30 AM	33	36	41	45	24	36
7:45-8:45 AM	28	35	36	31	24	31
8:00-9:00 AM	30	30	33	29	26	30

4:00-5:00 PM	13	25	16	9	19	16
4:15-5:15 PM	14	29	14	11	19	17
4:30-5:30 PM	18	37	16	15	20	21
4:45-5:45 PM	19	31	20	19	23	22
5:00-6:00 PM	19	37	31	21	27	27

Client: AECOM  
 File Number:  
 Route: L-18a  
 Location:

Site Ref: L-18a  
 Direction: OUT

Count Date	4/24/2023		4/25/2023		4/26/2023		4/27/2023		4/28/2023		AM	PM
	AM	PM	AM	PM	AM	PM	AM	PM	AM	PM		
0:00	0	0	0	3	0	3	0	1	0	2	0	9
0:15	0	0	1	5	1	4	0	1	1	3	3	13
0:30	1	4	0	3	0	3	0	2	0	0	1	12
0:45	0	2	0	1	0	5	0	4	0	4	0	16
1:00	0	4	1	3	0	3	0	1	0	6	1	17
1:15	0	3	0	3	0	1	0	0	0	2	0	9
1:30	0	1	0	3	0	3	0	3	0	1	0	11
1:45	0	1	0	2	0	2	0	1	0	2	0	8
2:00	0	2	0	4	0	4	0	2	0	2	0	14
2:15	0	0	0	0	0	2	0	0	0	1	0	3
2:30	0	3	0	6	0	2	0	3	0	1	0	15
2:45	0	6	0	4	0	0	0	4	0	4	0	18
3:00	0	7	0	6	0	4	0	3	0	8	0	28
3:15	0	10	0	6	0	5	0	4	0	6	0	31
3:30	0	8	1	12	0	8	2	3	3	4	6	35
3:45	0	12	0	5	0	6	0	3	0	2	0	28
4:00	0	5	0	8	0	12	0	8	0	8	0	41
4:15	0	8	0	3	2	6	1	8	1	7	4	32
4:30	0	6	0	8	0	4	2	10	0	8	2	36
4:45	1	5	0	4	0	2	0	9	0	4	1	24
5:00	0	3	0	6	0	8	0	12	0	7	0	36
5:15	0	5	1	8	0	6	0	3	0	10	1	32
5:30	0	5	0	4	1	5	0	5	0	8	1	27
5:45	0	6	1	6	0	5	1	7	1	3	3	27
6:00	1	7	0	12	1	12	1	4	0	6	3	41
6:15	2	7	0	17	1	8	0	3	0	6	3	41
6:30	1	8	0	7	3	6	3	6	0	6	7	33
6:45	0	8	3	5	1	5	0	4	0	8	4	30
7:00	0	2	0	11	0	9	2	7	1	10	3	39
7:15	0	9	2	10	1	7	3	8	5	6	11	40
7:30	0	14	6	16	2	9	3	10	1	10	12	59
7:45	2	11	2	14	2	7	2	6	0	6	8	44
8:00	3	6	1	6	0	4	0	0	2	2	6	18
8:15	1	2	0	2	1	11	0	4	0	8	2	27
8:30	5	1	2	0	1	3	2	3	2	0	12	7
8:45	0	1	1	2	5	1	1	3	1	1	8	8
9:00	1	2	0	0	1	0	0	2	2	1	4	5
9:15	1	2	0	0	2	1	0	0	2	2	5	5
9:30	3	1	2	0	1	1	1	0	1	3	8	5
9:45	4	0	3	0	2	2	2	0	2	0	13	2
10:00	3	0	8	0	4	1	2	0	2	1	19	2
10:15	0	1	2	2	2	1	0	0	2	2	6	6
10:30	1	0	1	0	2	0	4	0	3	1	11	1
10:45	1	0	1	0	2	1	4	0	1	2	9	3
11:00	2	2	2	2	1	0	2	5	0	1	7	10
11:15	0	0	3	0	1	0	0	2	1	1	5	3
11:30	2	0	6	0	4	1	1	1	2	1	15	3
11:45	1	2	3	0	1	1	0	0	0	0	5	3
<b>Totals</b>	<b>36</b>	<b>192</b>	<b>53</b>	<b>219</b>	<b>45</b>	<b>194</b>	<b>39</b>	<b>165</b>	<b>36</b>	<b>187</b>	<b>209</b>	<b>957</b>
<b>Day Total</b>	<b>228</b>		<b>272</b>		<b>239</b>		<b>204</b>		<b>223</b>		<b>1166</b>	
<b>AM Pct</b>	15.8%		19.5%		18.8%		19.1%		16.1%			

Peak Hour  
 Peak Volume  
 P.H.F

**AECOM**

7:00-8:00 AM	2	10	5	10	7	7
7:15-8:15 AM	5	11	5	8	8	7
7:30-8:30 AM	6	9	5	5	3	6
7:45-8:45 AM	11	5	4	4	4	6
8:00-9:00 AM	9	4	7	3	5	6

4:00-5:00 PM	24	23	24	35	27	27
4:15-5:15 PM	22	21	20	39	26	26
4:30-5:30 PM	19	26	20	34	29	26
4:45-5:45 PM	18	22	21	29	29	24
5:00-6:00 PM	19	24	24	27	28	24



Client: AECOM  
 File Number:  
 Route: L-18b  
 Location:

Site Ref: L-18b  
 Direction: IN

Count Date	4/24/2023		4/25/2023		4/26/2023		4/27/2023		4/28/2023			
	AM	PM	AM	PM	AM	PM	AM	PM	AM	PM	AM	PM
0:00	0	7	0	10	0	1	2	1	1	3	3	22
0:15	0	2	0	3	0	5	0	2	0	2	0	14
0:30	0	3	2	4	0	2	0	0	0	1	2	10
0:45	0	6	0	5	0	1	0	4	0	5	0	21
1:00	0	4	0	5	0	0	0	0	0	1	0	10
1:15	0	1	0	5	0	3	0	2	0	4	0	15
1:30	0	0	0	3	0	2	0	4	0	2	0	11
1:45	0	2	0	3	0	1	0	1	0	3	0	10
2:00	0	3	0	10	0	4	0	1	0	3	0	21
2:15	0	2	0	2	0	2	1	6	0	2	1	14
2:30	0	5	0	3	0	1	0	3	0	1	0	13
2:45	0	2	0	1	0	2	0	3	0	1	0	9
3:00	0	2	0	4	2	0	0	4	0	1	2	11
3:15	0	5	0	7	0	1	0	5	0	2	0	20
3:30	0	3	0	2	0	1	0	3	1	2	1	11
3:45	0	2	0	2	0	4	0	1	0	0	0	9
4:00	0	4	0	5	0	6	0	7	0	2	0	24
4:15	0	1	0	3	0	1	0	0	0	3	0	8
4:30	0	5	1	2	0	2	1	5	0	5	2	19
4:45	1	5	0	3	0	8	1	0	0	1	2	17
5:00	0	3	2	3	3	10	0	2	1	0	6	18
5:15	1	3	0	3	3	2	4	4	2	3	10	15
5:30	3	0	0	1	5	4	4	2	3	0	15	7
5:45	2	2	2	5	8	2	5	0	3	5	20	14
6:00	3	2	2	6	2	5	6	6	6	3	19	22
6:15	10	4	16	6	5	5	8	4	5	4	44	23
6:30	9	7	6	5	8	2	11	3	8	3	42	20
6:45	11	3	9	3	6	3	8	2	5	3	39	14
7:00	6	4	6	1	5	1	7	2	7	1	31	9
7:15	9	1	11	1	6	2	7	0	7	1	40	5
7:30	4	1	9	0	5	2	3	0	12	1	33	4
7:45	10	1	12	1	11	1	6	3	7	1	46	7
8:00	12	1	6	0	4	2	5	0	8	2	35	5
8:15	14	1	13	1	15	1	6	1	5	2	53	6
8:30	20	3	18	1	11	1	15	3	14	1	78	9
8:45	9	2	11	0	11	0	12	2	8	0	51	4
9:00	9	2	21	0	6	0	11	0	14	0	61	2
9:15	14	0	7	1	5	0	11	0	10	1	47	2
9:30	9	0	4	0	9	0	14	0	6	0	42	0
9:45	10	0	14	0	10	0	3	1	11	0	48	1
10:00	14	1	11	0	9	0	1	1	6	0	41	2
10:15	13	0	7	0	11	0	9	0	9	0	49	0
10:30	6	0	11	0	2	0	11	0	11	0	41	0
10:45	4	0	12	0	9	0	5	0	3	0	33	0
11:00	5	0	6	2	4	0	6	1	3	1	24	4
11:15	3	0	6	0	5	0	4	0	2	0	20	0
11:30	9	0	8	0	6	0	1	0	6	1	30	1
11:45	7	0	4	0	6	0	5	0	3	0	25	0
<b>Totals</b>	<b>227</b>	<b>105</b>	<b>237</b>	<b>122</b>	<b>192</b>	<b>90</b>	<b>193</b>	<b>89</b>	<b>187</b>	<b>77</b>	<b>1036</b>	<b>483</b>
<b>Day Total</b>	<b>332</b>		<b>359</b>		<b>282</b>		<b>282</b>		<b>264</b>		<b>1519</b>	
<b>AM Pct</b>	68.4%		66.0%		68.1%		68.4%		70.8%			

Peak Hour  
 Peak Volume  
 P.H.F

**AECOM**

7:00-8:00 AM	29	38	27	23	33	30
7:15-8:15 AM	35	38	26	21	34	31
7:30-8:30 AM	40	40	35	20	32	33
7:45-8:45 AM	56	49	41	32	34	42
8:00-9:00 AM	55	48	41	38	35	43

4:00-5:00 PM	15	13	17	12	11	14
4:15-5:15 PM	14	11	21	7	9	12
4:30-5:30 PM	16	11	22	11	9	14
4:45-5:45 PM	11	10	24	8	4	11
5:00-6:00 PM	8	12	18	8	8	11

Client: AECOM  
 File Number:  
 Route: L-18b  
 Location:

Site Ref: L-18b  
 Direction: OUT

Count Date	4/24/2023		4/25/2023		4/26/2023		4/27/2023		4/28/2023			
Count Time	AM	PM	AM	PM	AM	PM	AM	PM	AM	PM	AM	PM
0:00	0	5	0	1	0	0	4	2	0	2	4	10
0:15	0	0	0	3	0	0	0	2	1	2	1	7
0:30	0	0	0	2	0	0	0	0	0	3	0	5
0:45	0	2	0	4	0	1	0	2	0	0	0	9
1:00	0	2	0	3	0	1	0	1	0	2	0	9
1:15	0	6	0	1	0	3	0	3	0	0	0	13
1:30	0	2	0	5	0	3	0	0	2	4	2	14
1:45	0	2	0	4	0	2	0	2	0	6	0	16
2:00	0	2	0	1	0	2	0	4	0	1	0	10
2:15	0	0	0	0	0	1	5	1	0	4	5	6
2:30	0	4	0	1	0	2	0	1	0	1	0	9
2:45	0	7	0	0	0	3	0	2	0	0	0	12
3:00	0	4	0	4	0	4	0	3	0	5	0	20
3:15	0	1	0	4	0	1	0	6	0	1	0	13
3:30	0	1	0	2	0	6	0	10	0	5	0	24
3:45	0	6	0	10	0	9	0	7	0	4	0	36
4:00	0	1	0	2	0	4	0	2	0	9	0	18
4:15	0	3	0	2	0	6	0	3	0	1	0	15
4:30	0	15	0	10	0	5	0	4	1	2	1	36
4:45	0	3	0	9	0	12	0	7	0	3	0	34
5:00	0	4	0	11	0	3	0	11	0	5	0	34
5:15	0	3	0	20	0	8	0	6	0	5	0	42
5:30	0	7	0	3	0	8	0	7	0	5	0	30
5:45	3	2	1	1	3	4	0	9	0	6	7	22
6:00	0	1	2	5	0	7	2	2	1	5	5	20
6:15	0	3	1	3	0	1	0	5	0	2	1	14
6:30	0	5	1	4	0	4	1	2	1	2	3	17
6:45	0	3	3	2	1	5	1	4	0	0	5	14
7:00	0	4	2	7	0	6	0	5	2	3	4	25
7:15	0	2	2	1	3	3	0	1	1	1	6	8
7:30	1	2	3	2	2	3	0	2	1	2	7	11
7:45	1	1	1	1	1	1	1	1	0	1	4	5
8:00	0	1	0	4	0	0	0	3	0	4	0	12
8:15	1	1	1	5	0	1	0	3	0	2	2	12
8:30	0	3	0	3	0	1	2	1	0	0	2	8
8:45	1	2	2	2	1	0	0	0	1	0	5	4
9:00	3	3	2	2	2	0	0	0	0	0	7	5
9:15	1	2	2	1	1	2	0	0	1	2	5	7
9:30	3	0	2	0	0	0	1	1	1	0	7	1
9:45	3	1	1	0	0	5	3	1	0	0	7	7
10:00	0	3	2	0	4	0	0	0	1	1	7	4
10:15	0	1	3	1	0	1	1	1	0	2	4	6
10:30	2	0	4	0	0	1	0	0	1	1	7	2
10:45	3	0	3	0	3	0	2	1	3	0	14	1
11:00	1	0	4	0	1	0	0	0	0	1	6	1
11:15	1	0	2	0	3	0	0	0	0	0	6	0
11:30	1	0	6	0	4	4	2	0	0	0	13	4
11:45	0	0	2	0	3	0	3	2	4	0	12	2
<b>Totals</b>	<b>25</b>	<b>120</b>	<b>52</b>	<b>146</b>	<b>32</b>	<b>133</b>	<b>28</b>	<b>130</b>	<b>22</b>	<b>105</b>	<b>159</b>	<b>634</b>
<b>Day Total</b>	<b>145</b>		<b>198</b>		<b>165</b>		<b>158</b>		<b>127</b>		<b>793</b>	
<b>AM Pct</b>	17.2%		26.3%		19.4%		17.7%		17.3%			

Peak Hour  
 Peak Volume  
 P.H.F

**AECOM**

7:00-8:00 AM	2	8	6	1	4	4
7:15-8:15 AM	2	6	6	1	2	3
7:30-8:30 AM	3	5	3	1	1	3
7:45-8:45 AM	2	2	1	3	0	2
8:00-9:00 AM	2	3	1	2	1	2

4:00-5:00 PM	22	23	27	16	15	21
4:15-5:15 PM	25	32	26	25	11	24
4:30-5:30 PM	25	50	28	28	15	29
4:45-5:45 PM	17	43	31	31	18	28
5:00-6:00 PM	16	35	23	33	21	26

Client: AECOM  
 File Number:  
 Route: L-18c  
 Location:

Site Ref: L-18c  
 Direction: IN

Count Date	4/24/2023		4/25/2023		4/26/2023		4/27/2023		4/28/2023		AM	PM
	AM	PM	AM	PM	AM	PM	AM	PM	AM	PM		
0:00	0	5	0	4	0	1	0	3	0	6	0	19
0:15	0	4	0	10	0	5	0	0	0	1	0	20
0:30	0	6	0	2	0	2	0	6	0	0	0	16
0:45	1	5	0	8	0	7	0	1	0	2	1	23
1:00	0	7	0	14	0	2	0	5	0	2	0	30
1:15	0	1	0	4	0	11	0	6	0	3	0	25
1:30	0	7	0	3	0	2	0	4	0	2	0	18
1:45	0	3	0	7	2	2	0	4	0	5	2	21
2:00	0	3	2	3	2	3	2	6	2	4	8	19
2:15	0	1	2	7	3	2	2	1	3	7	10	18
2:30	0	2	0	3	0	8	0	6	0	3	0	22
2:45	0	4	0	6	0	1	0	8	0	6	0	25
3:00	0	0	0	8	1	2	0	4	0	8	1	22
3:15	0	1	0	1	0	0	0	0	0	3	0	5
3:30	0	0	2	3	0	5	1	3	0	4	3	15
3:45	0	0	0	0	0	3	0	2	0	0	0	5
4:00	0	2	0	3	0	6	0	4	0	3	0	18
4:15	0	5	0	1	0	1	0	0	0	1	0	8
4:30	0	0	0	1	0	8	0	1	0	3	0	13
4:45	1	2	0	4	0	2	0	3	3	3	4	14
5:00	2	2	2	7	2	3	3	7	1	3	10	22
5:15	0	0	0	3	0	3	0	2	0	5	0	13
5:30	1	1	1	2	4	1	4	12	0	1	10	17
5:45	1	3	2	4	2	8	1	2	4	2	10	19
6:00	3	2	7	4	1	3	3	4	2	0	16	13
6:15	8	1	3	2	8	3	9	2	7	4	35	12
6:30	6	0	7	0	5	3	5	2	12	2	35	7
6:45	11	2	5	3	9	1	8	0	9	3	42	9
7:00	6	1	3	0	6	6	3	4	4	0	22	11
7:15	4	2	6	2	6	3	8	2	1	4	25	13
7:30	11	1	10	3	7	0	6	3	8	0	42	7
7:45	9	1	10	2	12	0	5	0	7	0	43	3
8:00	9	3	7	6	5	5	8	2	6	4	35	20
8:15	14	0	7	0	11	2	11	2	5	0	48	4
8:30	14	2	11	0	8	0	10	1	10	1	53	4
8:45	12	0	6	2	13	2	9	1	14	1	54	6
9:00	20	2	17	4	9	0	9	0	4	0	59	6
9:15	5	0	11	1	14	1	9	0	9	0	48	2
9:30	9	2	9	0	10	0	5	1	4	3	37	6
9:45	15	1	6	0	5	2	6	0	7	0	39	3
10:00	8	1	3	0	9	0	4	1	5	1	29	3
10:15	5	0	6	0	10	1	6	1	2	0	29	2
10:30	6	0	8	0	4	0	2	0	4	0	24	0
10:45	2	0	6	0	3	0	2	1	2	0	15	1
11:00	2	0	6	2	5	1	2	1	5	1	20	5
11:15	7	1	5	1	7	0	9	0	3	0	31	2
11:30	6	0	6	0	4	2	0	0	4	0	20	2
11:45	4	0	1	0	3	0	6	0	4	0	18	0
<b>Totals</b>	<b>202</b>	<b>86</b>	<b>177</b>	<b>140</b>	<b>190</b>	<b>123</b>	<b>158</b>	<b>118</b>	<b>151</b>	<b>101</b>	<b>878</b>	<b>568</b>
<b>Day Total</b>	<b>288</b>		<b>317</b>		<b>313</b>		<b>276</b>		<b>252</b>		<b>1446</b>	
<b>AM Pct</b>	70.1%		55.8%		60.7%		57.2%		59.9%			

Peak Hour  
 Peak Volume  
 P.H.F

**AECOM**

7:00-8:00 AM	30	29	31	22	20	26
7:15-8:15 AM	33	33	30	27	22	29
7:30-8:30 AM	43	34	35	30	26	34
7:45-8:45 AM	46	35	36	34	28	36
8:00-9:00 AM	49	31	37	38	35	38

4:00-5:00 PM	9	9	17	8	10	11
4:15-5:15 PM	9	13	14	11	10	11
4:30-5:30 PM	4	15	16	13	14	12
4:45-5:45 PM	5	16	9	24	12	13
5:00-6:00 PM	6	16	15	23	11	14

Client: AECOM  
 File Number:  
 Route: L-18c  
 Location:

Site Ref: L-18c  
 Direction: OUT

Count Date	4/24/2023		4/25/2023		4/26/2023		4/27/2023		4/28/2023		AM	PM
	AM	PM	AM	PM	AM	PM	AM	PM	AM	PM		
0:00	0	15	0	7	2	6	1	10	1	3	4	41
0:15	1	8	0	5	0	7	1	2	0	13	2	35
0:30	1	12	0	9	0	11	0	9	0	5	1	46
0:45	0	3	0	7	0	4	0	7	0	4	0	25
1:00	0	8	0	19	0	4	0	3	1	8	1	42
1:15	0	5	0	9	0	9	1	11	3	12	4	46
1:30	3	10	0	7	0	4	0	2	0	4	3	27
1:45	0	0	0	10	0	2	0	11	1	9	1	32
2:00	0	4	0	10	0	17	0	8	0	3	0	42
2:15	0	5	0	4	1	7	1	3	0	7	2	26
2:30	0	10	2	12	0	2	1	12	0	12	3	48
2:45	0	7	0	8	0	5	0	7	0	6	0	33
3:00	0	7	0	10	0	13	0	11	2	13	2	54
3:15	0	10	0	22	0	19	0	16	0	7	0	74
3:30	0	19	0	18	0	15	2	16	0	13	2	81
3:45	0	13	0	10	0	13	0	20	0	12	0	68
4:00	0	11	0	19	0	15	0	15	0	7	0	67
4:15	0	21	0	24	0	23	1	9	2	25	3	102
4:30	2	27	0	17	0	18	0	14	0	13	2	89
4:45	2	26	0	23	0	27	0	17	0	10	2	103
5:00	3	17	1	19	3	28	3	12	1	17	11	93
5:15	2	28	5	16	3	16	3	17	3	19	16	96
5:30	2	24	2	29	2	16	3	17	1	11	10	97
5:45	5	31	6	21	7	16	6	31	5	25	29	124
6:00	2	12	3	21	2	23	3	11	1	11	11	78
6:15	5	12	4	17	3	5	7	12	4	12	23	58
6:30	3	10	3	19	2	20	2	6	5	7	15	62
6:45	4	13	4	5	4	5	3	9	4	6	19	38
7:00	5	11	2	9	3	14	2	14	6	7	18	55
7:15	2	13	6	6	6	5	9	10	5	9	28	43
7:30	5	15	4	5	5	22	2	6	7	9	23	57
7:45	8	7	11	7	8	5	9	5	7	3	43	27
8:00	6	6	2	7	3	9	2	5	3	7	16	34
8:15	8	6	6	10	9	6	10	8	6	3	39	33
8:30	9	4	6	1	2	4	2	3	3	1	22	13
8:45	13	2	6	6	10	6	7	8	9	3	45	25
9:00	12	2	9	5	11	1	6	1	3	0	41	9
9:15	9	4	4	1	3	5	0	1	1	4	17	15
9:30	7	1	3	3	2	2	5	1	5	0	22	7
9:45	5	2	8	4	1	1	3	1	0	2	17	10
10:00	10	4	14	4	7	0	6	3	7	2	44	13
10:15	2	1	3	1	8	0	6	3	2	2	21	7
10:30	7	0	2	4	2	1	6	1	5	0	22	6
10:45	3	0	14	0	1	2	9	0	3	0	30	2
11:00	4	0	11	6	4	1	5	0	6	1	30	8
11:15	3	3	9	2	4	2	3	5	4	2	23	14
11:30	8	3	4	0	8	1	4	3	8	0	32	7
11:45	7	2	13	2	10	1	7	0	3	2	40	7
<b>Totals</b>	<b>168</b>	<b>454</b>	<b>167</b>	<b>480</b>	<b>136</b>	<b>438</b>	<b>141</b>	<b>396</b>	<b>127</b>	<b>351</b>	<b>739</b>	<b>2119</b>
<b>Day Total</b>	<b>622</b>		<b>647</b>		<b>574</b>		<b>537</b>		<b>478</b>		<b>2858</b>	
<b>AM Pct</b>	27.0%		25.8%		23.7%		26.3%		26.6%			

Peak Hour  
 Peak Volume  
 P.H.F

**AECOM**

7:00-8:00 AM	20	23	22	22	25	22
7:15-8:15 AM	21	23	22	22	22	22
7:30-8:30 AM	27	23	25	23	23	24
7:45-8:45 AM	31	25	22	23	19	24
8:00-9:00 AM	36	20	24	21	21	24

4:00-5:00 PM	85	83	83	55	55	72
4:15-5:15 PM	91	83	96	52	65	77
4:30-5:30 PM	98	75	89	60	59	76
4:45-5:45 PM	95	87	87	63	57	78
5:00-6:00 PM	100	85	76	77	72	82

Client: AECOM  
 File Number:  
 Route: L-1a  
 Location:

Site Ref: L-1a  
 Direction: IN

Count Date	4/24/2023		4/25/2023		4/26/2023		4/27/2023		4/28/2023		AM	PM
Count Time	AM	PM	AM	PM	AM	PM	AM	PM	AM	PM	AM	PM
0:00	0	15	2	8	3	13	3	16	3	15	11	67
0:15	0	15	1	15	2	18	0	12	0	15	3	75
0:30	0	15	2	27	1	16	0	22	4	12	7	92
0:45	0	24	1	18	0	25	2	22	1	18	4	107
1:00	0	18	0	16	0	13	0	15	0	21	0	83
1:15	0	11	0	12	0	11	0	15	0	3	0	52
1:30	0	18	1	29	1	21	1	14	2	11	5	93
1:45	0	13	0	22	0	18	0	19	0	17	0	89
2:00	1	26	0	30	1	26	0	23	0	19	2	124
2:15	0	22	1	27	1	34	0	35	0	18	2	136
2:30	1	28	1	25	2	22	1	15	0	28	5	118
2:45	0	13	2	11	1	11	0	7	1	7	4	49
3:00	0	7	2	1	0	5	0	9	0	6	2	28
3:15	1	4	0	4	1	4	0	6	1	9	3	27
3:30	4	4	7	4	2	3	3	5	1	4	17	20
3:45	4	5	2	3	3	4	1	5	3	4	13	21
4:00	1	8	0	11	4	2	6	3	2	3	13	27
4:15	4	5	7	6	3	3	3	5	6	8	23	27
4:30	6	6	6	6	6	7	4	7	7	6	29	32
4:45	4	2	1	10	3	7	3	6	3	6	14	31
5:00	4	1	7	2	5	4	5	3	7	4	28	14
5:15	8	3	6	2	8	5	9	1	6	2	37	13
5:30	8	5	14	6	10	5	11	1	8	2	51	19
5:45	14	3	21	2	20	2	13	4	15	2	83	13
6:00	51	3	55	3	41	1	34	2	38	0	219	9
6:15	63	1	89	1	67	3	71	0	71	1	361	6
6:30	108	2	89	5	104	1	104	0	115	3	520	11
6:45	68	5	70	2	78	4	69	3	62	2	347	16
7:00	37	3	33	9	32	3	40	0	30	4	172	19
7:15	40	1	56	1	50	3	47	4	40	1	233	10
7:30	61	4	63	6	64	4	49	4	60	5	297	23
7:45	61	5	44	6	58	4	49	2	48	3	260	20
8:00	48	2	50	3	48	9	45	3	35	4	226	21
8:15	36	2	46	1	45	2	50	2	34	2	211	9
8:30	41	3	33	3	55	5	45	2	31	1	205	14
8:45	29	1	48	0	40	1	32	4	22	2	171	8
9:00	20	5	19	3	38	4	19	5	13	1	109	18
9:15	13	5	17	2	22	2	22	5	10	4	84	18
9:30	17	6	20	8	17	5	16	4	11	4	81	27
9:45	8	5	7	6	20	5	10	4	13	6	58	26
10:00	20	4	9	3	13	6	14	3	9	5	65	21
10:15	18	3	15	3	17	4	12	4	13	4	75	18
10:30	15	3	7	5	18	6	15	6	6	4	61	24
10:45	12	3	15	9	21	4	11	5	6	4	65	25
11:00	11	4	10	1	20	5	12	5	7	5	60	20
11:15	7	4	6	3	7	5	16	5	9	3	45	20
11:30	9	7	10	6	14	6	11	5	12	5	56	29
11:45	13	0	7	2	9	3	13	2	10	2	52	9
<b>Totals</b>	<b>866</b>	<b>352</b>	<b>902</b>	<b>388</b>	<b>975</b>	<b>374</b>	<b>871</b>	<b>349</b>	<b>775</b>	<b>315</b>	<b>4389</b>	<b>1778</b>
<b>Day Total</b>	<b>1218</b>		<b>1290</b>		<b>1349</b>		<b>1220</b>		<b>1090</b>		<b>6167</b>	
<b>AM Pct</b>	71.1%		69.9%		72.3%		71.4%		71.1%			

Peak Hour  
 Peak Volume  
 P.H.F

**AECOM**

<b>7:00-8:00 AM</b>	199	196	204	185	178	192
<b>7:15-8:15 AM</b>	210	213	220	190	183	203
<b>7:30-8:30 AM</b>	206	203	215	193	177	199
<b>7:45-8:45 AM</b>	186	173	206	189	148	180
<b>8:00-9:00 AM</b>	154	177	188	172	122	163

<b>4:00-5:00 PM</b>	21	33	19	21	23	23
<b>4:15-5:15 PM</b>	14	24	21	21	24	21
<b>4:30-5:30 PM</b>	12	20	23	17	18	18
<b>4:45-5:45 PM</b>	11	20	21	11	14	15
<b>5:00-6:00 PM</b>	12	12	16	9	10	12

Client: AECOM  
 File Number:  
 Route: L-1a  
 Location:

Site Ref: L-1a  
 Direction: OUT

Count Date	4/24/2023		4/25/2023		4/26/2023		4/27/2023		4/28/2023		AM	PM
	AM	PM	AM	PM	AM	PM	AM	PM	AM	PM		
0:00	0	10	5	11	4	14	4	11	7	11	20	57
0:15	0	13	2	9	4	14	2	13	0	16	8	65
0:30	0	9	2	11	2	16	0	13	4	9	8	58
0:45	0	8	1	8	1	9	5	10	3	8	10	43
1:00	0	14	0	7	0	18	0	16	0	20	0	75
1:15	0	17	1	9	2	15	0	16	1	10	4	67
1:30	0	24	9	15	5	20	9	16	7	17	30	92
1:45	0	20	0	16	1	14	0	14	2	12	3	76
2:00	1	15	0	8	0	27	0	11	0	10	1	71
2:15	0	16	0	21	0	33	0	15	0	20	0	105
2:30	1	16	2	26	2	20	1	23	0	22	6	107
2:45	0	17	1	19	1	17	0	21	1	14	3	88
3:00	0	23	1	22	0	18	0	25	0	21	1	109
3:15	1	23	0	28	0	44	0	29	0	37	1	161
3:30	0	59	0	44	3	60	1	47	1	70	5	280
3:45	2	47	3	48	1	52	0	50	0	36	6	233
4:00	1	43	0	46	1	38	0	42	0	39	2	208
4:15	0	31	1	30	0	44	1	38	1	39	3	182
4:30	1	56	1	66	0	68	4	69	0	47	6	306
4:45	0	49	0	53	2	60	2	53	2	48	6	263
5:00	1	40	5	66	2	58	0	65	2	65	10	294
5:15	1	58	0	63	0	64	0	39	0	46	1	270
5:30	1	53	0	63	0	63	0	47	0	47	1	273
5:45	1	33	3	50	3	47	3	41	2	29	12	200
6:00	3	41	2	40	3	35	1	33	3	21	12	170
6:15	2	27	1	28	2	26	2	31	0	20	7	132
6:30	1	18	4	19	1	22	2	19	1	19	9	97
6:45	7	22	0	23	4	17	3	28	1	10	15	100
7:00	0	11	1	24	1	22	8	13	2	13	12	83
7:15	0	23	6	24	1	25	5	21	2	17	14	110
7:30	2	33	1	35	2	37	3	45	0	28	8	178
7:45	2	66	2	61	1	66	3	61	2	74	10	328
8:00	1	27	2	26	0	51	0	44	3	34	6	182
8:15	4	12	3	8	5	13	4	11	1	18	17	62
8:30	5	19	3	18	4	12	8	10	4	4	24	63
8:45	3	7	3	6	6	7	5	8	1	6	18	34
9:00	1	8	4	15	0	18	6	11	4	7	15	59
9:15	6	4	5	19	4	9	8	8	1	8	24	48
9:30	5	17	3	13	6	13	5	11	9	8	28	62
9:45	1	16	5	16	6	16	8	20	4	17	24	85
10:00	4	9	5	10	7	9	9	4	2	6	27	38
10:15	7	7	4	7	3	10	5	4	8	12	27	40
10:30	8	7	1	17	8	10	2	15	5	10	24	59
10:45	9	4	6	8	6	8	8	9	6	6	35	35
11:00	9	10	4	16	11	17	6	17	10	20	40	80
11:15	8	24	5	42	9	26	6	33	8	23	36	148
11:30	4	38	9	39	12	36	8	29	11	22	44	164
11:45	6	15	9	9	10	10	13	9	9	10	47	53
<b>Totals</b>	<b>109</b>	<b>1159</b>	<b>125</b>	<b>1262</b>	<b>146</b>	<b>1348</b>	<b>160</b>	<b>1218</b>	<b>130</b>	<b>1106</b>	<b>670</b>	<b>6093</b>
<b>Day Total</b>	<b>1268</b>		<b>1387</b>		<b>1494</b>		<b>1378</b>		<b>1236</b>		<b>6763</b>	
<b>AM Pct</b>	8.6%		9.0%		9.8%		11.6%		10.5%			

Peak Hour  
 Peak Volume  
 P.H.F

**AECOM**

7:00-8:00 AM	4	10	5	19	6	9
7:15-8:15 AM	5	11	4	11	7	8
7:30-8:30 AM	9	8	8	10	6	8
7:45-8:45 AM	12	10	10	15	10	11
8:00-9:00 AM	13	11	15	17	9	13

4:00-5:00 PM	179	195	210	202	173	192
4:15-5:15 PM	176	215	230	225	199	209
4:30-5:30 PM	203	248	250	226	206	227
4:45-5:45 PM	200	245	245	204	206	220
5:00-6:00 PM	184	242	232	192	187	207

Client: AECOM  
 File Number:  
 Route: L-1b  
 Location:

Site Ref: L-1b  
 Direction: IN

Count Date Count Time	4/24/2023		4/25/2023		4/26/2023		4/27/2023		4/28/2023		AM	PM
	AM	PM	AM	PM	AM	PM	AM	PM	AM	PM		
0:00	0	17	0	16	0	21	0	12	0	11	0	77
0:15	0	15	1	14	1	16	0	24	1	18	3	87
0:30	0	24	0	21	0	31	1	19	1	5	2	100
0:45	1	19	0	20	1	22	0	22	0	23	2	106
1:00	0	20	0	23	1	30	0	16	0	18	1	107
1:15	0	19	2	16	0	34	1	24	1	26	4	119
1:30	0	24	0	17	0	21	0	15	0	24	0	101
1:45	0	30	0	23	0	30	0	32	2	18	2	133
2:00	0	28	2	23	0	25	0	31	1	20	3	127
2:15	0	25	0	30	1	35	1	34	0	21	2	145
2:30	1	36	0	24	0	42	0	20	0	24	1	146
2:45	0	21	1	20	1	25	1	18	1	22	4	106
3:00	0	17	0	18	0	19	0	12	0	25	0	91
3:15	0	17	0	17	0	19	0	10	0	17	0	80
3:30	0	18	0	23	0	12	0	16	0	20	0	89
3:45	0	20	0	8	0	17	0	21	0	20	0	86
4:00	0	12	0	17	1	18	0	10	0	19	1	76
4:15	2	10	1	10	0	12	2	8	1	17	6	57
4:30	0	13	1	8	1	17	0	11	1	13	3	62
4:45	0	4	0	8	2	12	0	12	0	11	2	47
5:00	0	8	0	4	2	6	0	7	2	7	4	32
5:15	0	9	0	5	0	5	0	12	0	9	0	40
5:30	1	1	0	8	0	2	0	9	0	8	1	28
5:45	0	8	2	6	2	11	0	2	1	8	5	35
6:00	3	4	4	3	4	7	5	1	6	6	22	21
6:15	8	10	3	3	2	8	1	10	5	4	19	35
6:30	14	7	10	5	11	5	14	4	5	2	54	23
6:45	6	3	11	5	16	5	17	4	19	6	69	23
7:00	9	1	9	1	13	4	11	3	6	6	48	15
7:15	11	4	17	5	8	5	14	6	7	7	57	27
7:30	16	4	14	4	13	5	18	7	18	4	79	24
7:45	20	5	22	5	32	8	16	2	15	3	105	23
8:00	22	4	23	3	19	1	23	4	21	4	108	16
8:15	30	4	16	3	25	1	15	3	19	2	105	13
8:30	25	4	24	2	18	2	30	2	21	3	118	13
8:45	38	3	24	1	19	2	29	3	24	3	134	12
9:00	29	3	31	0	35	0	21	1	25	1	141	5
9:15	26	0	25	0	40	1	22	0	26	0	139	1
9:30	25	5	23	1	29	0	22	3	26	2	125	11
9:45	27	1	32	0	23	1	27	0	21	0	130	2
10:00	30	0	25	0	31	0	27	1	27	3	140	4
10:15	21	2	15	0	15	1	20	1	26	0	97	4
10:30	31	0	16	0	23	1	26	1	19	0	115	2
10:45	22	1	24	0	26	0	24	0	17	1	113	2
11:00	28	0	21	0	23	0	20	2	25	3	117	5
11:15	25	1	22	0	18	0	23	0	16	0	104	1
11:30	19	0	19	0	20	2	12	0	17	1	87	3
11:45	29	0	18	0	18	0	21	1	24	0	110	1
<b>Totals</b>	<b>519</b>	<b>481</b>	<b>458</b>	<b>420</b>	<b>494</b>	<b>541</b>	<b>464</b>	<b>456</b>	<b>447</b>	<b>465</b>	<b>2382</b>	<b>2363</b>
<b>Day Total</b>	<b>1000</b>		<b>878</b>		<b>1035</b>		<b>920</b>		<b>912</b>		<b>4745</b>	
<b>AM Pct</b>	51.9%		52.2%		47.7%		50.4%		49.0%			

Peak Hour  
 Peak Volume  
 P.H.F

**AECOM**

7:00-8:00 AM	56	62	66	59	46	58
7:15-8:15 AM	69	76	72	71	61	70
7:30-8:30 AM	88	75	89	72	73	79
7:45-8:45 AM	97	85	94	84	76	87
8:00-9:00 AM	115	87	81	97	85	93

4:00-5:00 PM	39	43	59	41	60	48
4:15-5:15 PM	35	30	47	38	48	40
4:30-5:30 PM	34	25	40	42	40	36
4:45-5:45 PM	22	25	25	40	35	29
5:00-6:00 PM	26	23	24	30	32	27

Client: AECOM  
 File Number:  
 Route: L-1b  
 Location:

Site Ref: L-1b  
 Direction: OUT

Count Date Count Time	4/24/2023		4/25/2023		4/26/2023		4/27/2023		4/28/2023		AM	PM
	AM	PM	AM	PM	AM	PM	AM	PM	AM	PM		
0:00	0	29	1	20	2	21	3	16	5	29	11	115
0:15	0	23	2	23	1	23	1	25	1	18	5	112
0:30	0	23	2	22	2	21	0	24	2	16	6	106
0:45	0	20	0	16	0	18	1	30	2	12	3	96
1:00	2	18	0	14	0	22	0	10	0	15	2	79
1:15	0	24	0	9	0	18	0	18	0	10	0	79
1:30	2	17	3	19	3	20	2	17	2	20	12	93
1:45	0	14	0	6	1	24	0	17	2	13	3	74
2:00	0	25	1	17	0	18	0	20	1	19	2	99
2:15	0	26	0	29	1	22	2	17	0	24	3	118
2:30	0	20	0	22	0	19	0	26	0	16	0	103
2:45	1	26	1	18	1	19	1	20	1	31	5	114
3:00	0	22	0	16	0	31	0	20	0	22	0	111
3:15	0	28	0	27	0	28	0	21	0	16	0	120
3:30	0	21	0	20	0	17	1	26	0	20	1	104
3:45	0	24	0	24	0	20	0	13	0	26	0	107
4:00	0	22	1	24	1	32	0	17	0	21	2	116
4:15	0	19	0	22	0	26	0	30	0	20	0	117
4:30	0	19	0	22	0	31	0	17	0	22	0	111
4:45	0	19	0	16	1	22	0	22	0	19	1	98
5:00	0	20	0	18	1	23	0	15	0	23	1	99
5:15	0	9	0	19	1	16	0	16	1	18	2	78
5:30	0	14	0	13	0	17	0	18	0	17	0	79
5:45	0	16	0	9	2	10	0	8	0	7	2	50
6:00	0	8	0	12	1	14	1	10	1	11	3	55
6:15	1	7	1	6	0	11	0	7	1	9	3	40
6:30	0	4	0	6	2	11	1	6	0	9	3	36
6:45	1	8	0	7	1	8	5	12	2	7	9	42
7:00	3	10	10	10	3	10	2	10	3	8	21	48
7:15	7	6	6	3	4	7	5	3	3	7	25	26
7:30	6	8	8	5	10	5	5	6	5	4	34	28
7:45	10	6	13	3	10	7	6	3	7	6	46	25
8:00	6	3	12	1	10	6	4	5	11	3	43	18
8:15	7	4	6	8	4	0	6	5	11	3	34	20
8:30	11	6	15	5	12	3	16	8	10	8	64	30
8:45	11	2	12	0	13	2	18	4	11	6	65	14
9:00	15	6	9	1	16	5	13	10	18	8	71	30
9:15	15	5	19	3	25	6	15	5	22	3	96	22
9:30	25	6	10	0	14	2	25	5	22	3	96	16
9:45	24	7	26	1	23	7	22	5	27	6	122	26
10:00	32	2	26	3	31	0	28	4	20	1	137	10
10:15	22	4	28	2	26	2	12	1	27	4	115	13
10:30	22	4	25	1	27	3	25	1	23	3	122	12
10:45	16	3	26	0	26	5	32	4	19	2	119	14
11:00	37	5	17	6	24	4	23	6	19	4	120	25
11:15	31	10	25	10	40	8	23	9	27	9	146	46
11:30	23	22	20	19	24	20	21	22	21	13	109	96
11:45	30	6	23	1	26	12	26	3	26	6	131	28
<b>Totals</b>	<b>360</b>	<b>650</b>	<b>348</b>	<b>558</b>	<b>389</b>	<b>676</b>	<b>345</b>	<b>617</b>	<b>353</b>	<b>597</b>	<b>1795</b>	<b>3098</b>
<b>Day Total</b>	<b>1010</b>		<b>906</b>		<b>1065</b>		<b>962</b>		<b>950</b>		<b>4893</b>	
<b>AM Pct</b>	35.6%		38.4%		36.5%		35.9%		37.2%			

Peak Hour  
 Peak Volume  
 P.H.F

**AECOM**

7:00-8:00 AM	26	37	27	18	18	25
7:15-8:15 AM	29	39	34	20	26	30
7:30-8:30 AM	29	39	34	21	34	31
7:45-8:45 AM	34	46	36	32	39	37
8:00-9:00 AM	35	45	39	44	43	41

4:00-5:00 PM	79	84	111	86	82	88
4:15-5:15 PM	77	78	102	84	84	85
4:30-5:30 PM	67	75	92	70	82	77
4:45-5:45 PM	62	66	78	71	77	71
5:00-6:00 PM	59	59	66	57	65	61



Client: AECOM  
 File Number:  
 Route: L-1c  
 Location:

Site Ref: L-1c  
 Direction: IN

Count Date	4/24/2023		4/25/2023		4/26/2023		4/27/2023		4/28/2023			
	AM	PM	AM	PM	AM	PM	AM	PM	AM	PM	AM	PM
0:00	0	4	0	0	0	0	0	3	0	1	0	8
0:15	0	0	0	2	0	4	0	0	0	2	0	8
0:30	0	4	0	0	0	1	0	0	0	0	0	5
0:45	0	0	0	1	0	2	0	5	0	0	0	8
1:00	0	1	0	3	0	2	0	1	0	2	0	9
1:15	0	2	0	0	0	0	0	1	0	1	0	4
1:30	0	2	0	2	0	2	0	2	0	1	0	9
1:45	0	1	0	1	0	3	0	5	0	2	0	12
2:00	0	0	0	0	0	1	0	10	0	0	0	11
2:15	0	1	0	0	0	1	0	13	0	0	0	15
2:30	2	0	0	0	0	1	0	2	0	3	2	6
2:45	0	3	0	3	0	5	0	4	0	4	0	19
3:00	0	1	0	1	0	1	0	4	0	2	0	9
3:15	0	1	0	0	0	3	0	3	0	4	0	11
3:30	0	1	0	0	0	0	0	2	0	0	0	3
3:45	0	1	0	0	0	2	0	0	0	1	0	4
4:00	0	0	0	0	0	0	0	2	0	1	0	3
4:15	0	1	0	3	0	5	0	1	0	3	0	13
4:30	0	0	0	0	0	0	0	3	0	0	0	3
4:45	0	0	0	0	0	1	0	2	0	0	0	3
5:00	0	1	0	0	0	0	1	0	0	1	1	2
5:15	0	1	0	1	0	0	0	1	0	1	0	4
5:30	0	0	1	2	1	0	0	1	1	0	3	3
5:45	2	1	0	1	3	0	1	3	0	1	6	6
6:00	1	0	2	0	0	0	2	0	2	1	7	1
6:15	4	1	4	2	2	0	4	0	2	1	16	4
6:30	3	0	1	0	0	2	2	1	3	0	9	3
6:45	3	0	2	0	4	1	4	0	2	0	15	1
7:00	1	1	1	0	1	2	2	2	1	0	6	5
7:15	3	2	4	1	5	0	0	0	1	0	13	3
7:30	5	1	2	0	4	0	1	0	2	0	14	1
7:45	1	0	3	0	2	0	6	0	5	0	17	0
8:00	2	1	2	0	2	0	1	1	1	0	8	2
8:15	4	0	1	0	1	0	2	1	1	0	9	1
8:30	2	0	2	0	1	1	2	0	6	0	13	1
8:45	3	0	2	0	1	0	0	0	1	0	7	0
9:00	5	0	3	0	3	0	3	0	1	1	15	1
9:15	2	0	1	0	3	0	0	0	2	1	8	1
9:30	1	1	1	1	3	0	1	1	2	0	8	3
9:45	0	1	2	1	0	0	1	1	1	0	4	3
10:00	2	0	1	0	0	0	0	0	0	0	3	0
10:15	2	0	1	0	1	1	4	0	3	1	11	2
10:30	4	0	0	0	0	0	1	0	3	0	8	0
10:45	2	0	1	0	0	2	1	0	1	0	5	2
11:00	3	0	2	0	1	0	0	0	0	0	6	0
11:15	2	0	0	0	1	0	0	0	0	0	3	0
11:30	0	0	1	0	0	0	1	0	3	0	5	0
11:45	0	0	0	0	0	0	2	0	2	0	4	0
<b>Totals</b>	<b>59</b>	<b>34</b>	<b>40</b>	<b>25</b>	<b>39</b>	<b>43</b>	<b>42</b>	<b>75</b>	<b>46</b>	<b>35</b>	<b>226</b>	<b>212</b>
<b>Day Total</b>	<b>93</b>		<b>65</b>		<b>82</b>		<b>117</b>		<b>81</b>		<b>438</b>	
<b>AM Pct</b>	63.4%		61.5%		47.6%		35.9%		56.8%			

Peak Hour  
 Peak Volume  
 P.H.F

**AECOM**

7:00-8:00 AM	10	10	12	9	9	10
7:15-8:15 AM	11	11	13	8	9	10
7:30-8:30 AM	12	8	9	10	9	10
7:45-8:45 AM	9	8	6	11	13	9
8:00-9:00 AM	11	7	5	5	9	7

4:00-5:00 PM	1	3	6	8	4	4
4:15-5:15 PM	2	3	6	6	4	4
4:30-5:30 PM	2	1	1	6	2	2
4:45-5:45 PM	2	3	1	4	2	2
5:00-6:00 PM	3	4	0	5	3	3

Client: AECOM  
 File Number:  
 Route: L-1c  
 Location:

Site Ref: L-1c  
 Direction: OUT

Count Date	4/24/2023		4/25/2023		4/26/2023		4/27/2023		4/28/2023			
	AM	PM	AM	PM	AM	PM	AM	PM	AM	PM	AM	PM
0:00	0	1	0	0	0	0	0	1	0	1	0	3
0:15	0	3	1	0	0	0	0	0	0	1	1	4
0:30	0	1	0	0	0	0	0	0	0	1	0	2
0:45	0	0	0	0	0	2	0	4	0	0	0	6
1:00	0	0	0	0	0	0	0	0	0	1	0	1
1:15	0	0	0	1	0	0	0	0	0	0	0	1
1:30	0	0	0	0	0	2	0	0	0	0	0	2
1:45	0	0	0	1	0	0	0	0	0	0	0	1
2:00	0	0	0	1	0	0	0	3	0	0	0	4
2:15	0	0	0	0	0	1	0	1	0	2	0	4
2:30	1	0	0	0	0	0	0	0	0	0	1	0
2:45	0	2	0	0	0	3	0	0	0	0	0	5
3:00	0	1	0	0	0	0	0	1	0	0	0	2
3:15	0	0	0	0	0	1	0	0	0	3	0	4
3:30	0	0	0	0	0	0	0	2	0	2	0	4
3:45	0	1	0	0	0	2	0	2	0	1	0	6
4:00	0	1	0	1	0	2	0	0	0	2	0	6
4:15	0	0	0	0	0	3	0	1	0	1	0	5
4:30	0	1	0	1	0	0	0	0	0	2	0	4
4:45	0	0	0	1	0	1	0	1	0	1	0	4
5:00	0	1	0	0	0	1	0	0	0	1	0	3
5:15	0	1	0	0	0	0	0	1	0	0	0	2
5:30	0	1	0	0	0	2	0	0	0	0	0	3
5:45	0	0	0	2	0	0	0	2	0	0	0	4
6:00	0	0	0	0	0	1	0	0	0	0	0	1
6:15	0	0	0	0	0	1	0	0	0	1	0	2
6:30	0	1	0	2	0	0	0	1	0	0	0	4
6:45	0	0	0	1	0	1	0	0	0	0	0	2
7:00	0	2	0	1	1	2	0	0	0	1	1	6
7:15	0	0	1	0	0	0	0	0	0	0	1	0
7:30	2	0	0	0	1	1	0	1	1	1	4	3
7:45	0	0	0	0	2	0	0	0	0	1	2	1
8:00	0	0	0	0	0	0	0	1	0	0	0	1
8:15	1	0	0	0	0	1	0	0	0	0	1	1
8:30	1	0	0	0	0	0	0	0	1	0	2	0
8:45	2	0	0	0	0	0	1	0	1	0	4	0
9:00	1	0	0	0	0	0	1	0	1	0	3	0
9:15	3	0	1	0	2	0	2	0	3	0	11	0
9:30	2	0	3	0	3	0	0	0	2	0	10	0
9:45	1	0	0	0	2	0	2	0	0	0	5	0
10:00	5	0	0	0	0	0	1	0	0	0	6	0
10:15	1	0	0	0	0	3	0	0	1	0	2	3
10:30	0	0	1	0	0	0	2	0	0	0	3	0
10:45	1	0	0	0	2	2	1	0	1	0	5	2
11:00	0	0	1	0	0	2	0	1	1	0	2	3
11:15	1	0	0	1	0	0	0	1	0	1	1	3
11:30	0	0	0	0	0	0	0	0	1	0	1	0
11:45	1	0	1	0	3	0	2	0	0	0	7	0
<b>Totals</b>	<b>23</b>	<b>17</b>	<b>9</b>	<b>13</b>	<b>16</b>	<b>34</b>	<b>12</b>	<b>24</b>	<b>13</b>	<b>24</b>	<b>73</b>	<b>112</b>
<b>Day Total</b>	<b>40</b>		<b>22</b>		<b>50</b>		<b>36</b>		<b>37</b>		<b>185</b>	
<b>AM Pct</b>	57.5%		40.9%		32.0%		33.3%		35.1%			

Peak Hour  
 Peak Volume  
 P.H.F

**AECOM**

7:00-8:00 AM	2	1	4	0	1	2
7:15-8:15 AM	2	1	3	0	1	1
7:30-8:30 AM	3	0	3	0	1	1
7:45-8:45 AM	2	0	2	0	1	1
8:00-9:00 AM	4	0	0	1	2	1

4:00-5:00 PM	2	3	6	2	6	4
4:15-5:15 PM	2	2	5	2	5	3
4:30-5:30 PM	3	2	2	2	4	3
4:45-5:45 PM	3	1	4	2	2	2
5:00-6:00 PM	3	2	3	3	1	2

Client: AECOM  
 File Number:  
 Route: L-20a  
 Location:

Site Ref: L-20a  
 Direction: IN

Count Date	4/24/2023		4/25/2023		4/26/2023		4/27/2023		4/28/2023			
Count Time	AM	PM	AM	PM	AM	PM	AM	PM	AM	PM	AM	PM
0:00	0	1	0	3	0	2	0	3	0	0	0	9
0:15	0	0	0	2	0	1	0	1	0	0	0	4
0:30	0	2	0	0	0	0	0	0	0	0	0	2
0:45	0	0	0	0	0	0	0	0	0	2	0	2
1:00	0	0	0	0	0	1	0	1	0	0	0	2
1:15	0	0	0	0	1	2	0	1	0	1	1	4
1:30	0	2	0	0	0	0	0	0	0	1	0	3
1:45	0	1	0	0	0	1	0	1	0	2	0	5
2:00	0	1	0	0	0	1	0	0	0	0	0	2
2:15	0	1	0	0	0	0	0	1	0	0	0	2
2:30	0	0	0	0	0	0	0	0	0	0	0	0
2:45	0	0	0	1	0	0	1	0	0	5	1	6
3:00	0	4	0	3	0	7	0	4	0	3	0	21
3:15	0	2	0	0	0	3	0	1	0	1	0	7
3:30	0	0	0	2	0	3	0	4	0	0	0	9
3:45	0	1	0	4	0	0	0	1	0	2	0	8
4:00	0	1	0	4	0	1	0	0	0	1	0	7
4:15	0	2	0	6	0	3	0	1	0	4	0	16
4:30	0	4	2	1	1	5	2	1	2	0	7	11
4:45	0	1	0	4	2	2	0	2	0	1	2	10
5:00	2	5	2	3	0	5	0	1	1	2	5	16
5:15	1	4	2	1	2	6	2	2	1	1	8	14
5:30	3	2	2	6	4	4	0	4	0	2	9	18
5:45	1	2	0	2	0	2	0	3	2	0	3	9
6:00	0	4	2	0	4	0	0	3	1	1	7	8
6:15	0	2	0	3	0	2	0	2	3	0	3	9
6:30	4	1	0	2	0	0	2	2	0	1	6	6
6:45	2	1	2	2	2	1	5	0	5	6	16	10
7:00	2	2	2	0	1	0	0	0	2	0	7	2
7:15	0	1	0	1	0	1	0	1	0	0	0	4
7:30	0	4	0	1	1	3	0	3	0	0	1	11
7:45	0	0	0	0	0	2	0	2	0	0	0	4
8:00	0	0	0	0	0	0	0	1	0	0	0	1
8:15	1	1	2	0	0	1	0	1	0	1	3	4
8:30	2	0	1	0	0	0	0	0	0	1	3	1
8:45	3	0	0	0	0	2	0	0	0	0	3	2
9:00	0	0	1	0	1	0	3	0	0	0	5	0
9:15	1	0	1	0	1	0	0	0	0	0	3	0
9:30	2	0	1	0	1	0	0	0	0	0	4	0
9:45	3	0	1	0	1	1	1	0	1	0	7	1
10:00	1	1	0	1	3	0	3	0	0	0	7	2
10:15	3	0	6	0	3	0	1	1	2	0	15	1
10:30	0	0	7	0	8	0	3	0	0	1	18	1
10:45	0	1	0	0	2	0	6	0	0	1	8	2
11:00	0	0	2	0	0	1	2	0	0	0	4	1
11:15	0	1	0	0	0	0	2	0	5	0	7	1
11:30	3	0	4	0	0	1	1	0	1	0	9	1
11:45	0	0	1	0	0	0	3	0	0	1	4	1
<b>Totals</b>	<b>34</b>	<b>55</b>	<b>41</b>	<b>52</b>	<b>38</b>	<b>64</b>	<b>37</b>	<b>48</b>	<b>26</b>	<b>41</b>	<b>176</b>	<b>260</b>
<b>Day Total</b>	<b>89</b>		<b>93</b>		<b>102</b>		<b>85</b>		<b>67</b>		<b>436</b>	
<b>AM Pct</b>	38.2%		44.1%		37.3%		43.5%		38.8%			

Peak Hour  
 Peak Volume  
 P.H.F

**AECOM**

7:00-8:00 AM	2	2	2	0	2	2
7:15-8:15 AM	0	0	1	0	0	0
7:30-8:30 AM	1	2	1	0	0	1
7:45-8:45 AM	3	3	0	0	0	1
8:00-9:00 AM	6	3	0	0	0	2

4:00-5:00 PM	8	15	11	4	6	9
4:15-5:15 PM	12	14	15	5	7	11
4:30-5:30 PM	14	9	18	6	4	10
4:45-5:45 PM	12	14	17	9	6	12
5:00-6:00 PM	13	12	17	10	5	11

Client: AECOM  
 File Number:  
 Route: L-20a  
 Location:

Site Ref: L-20a  
 Direction: OUT

Count Date	4/24/2023		4/25/2023		4/26/2023		4/27/2023		4/28/2023			
Count Time	AM	PM	AM	PM	AM	PM	AM	PM	AM	PM	AM	PM
0:00	0	1	0	0	0	0	0	1	0	0	0	2
0:15	0	1	0	0	0	1	0	1	0	4	0	7
0:30	0	6	0	1	0	1	0	0	0	1	0	9
0:45	0	0	0	0	0	2	0	0	0	1	0	3
1:00	0	0	0	1	0	0	0	3	0	3	0	7
1:15	0	2	0	1	0	0	0	1	0	1	0	5
1:30	0	1	0	0	0	1	0	1	0	1	0	4
1:45	0	1	0	1	0	0	0	1	0	1	0	4
2:00	0	3	0	1	0	0	0	2	0	0	0	6
2:15	0	1	0	0	0	1	0	0	0	2	0	4
2:30	0	0	0	1	0	0	0	0	0	0	0	1
2:45	0	1	0	2	0	0	0	0	0	1	0	4
3:00	0	1	0	0	0	2	0	0	0	0	0	3
3:15	0	0	0	0	0	0	0	0	0	0	0	0
3:30	0	0	0	1	0	1	0	0	0	0	0	2
3:45	0	1	0	2	0	0	0	1	0	1	0	5
4:00	0	2	0	2	0	2	0	3	0	0	0	9
4:15	0	1	0	1	0	0	0	0	0	1	0	3
4:30	0	1	0	4	0	3	0	2	0	0	0	10
4:45	1	2	0	1	0	2	0	3	0	0	1	8
5:00	1	1	0	5	0	2	0	3	0	1	1	12
5:15	0	4	0	1	0	2	0	2	0	0	0	9
5:30	1	2	0	3	1	1	0	1	0	1	2	8
5:45	3	5	3	3	2	3	1	0	1	3	10	14
6:00	2	3	1	2	3	3	2	4	2	6	10	18
6:15	1	0	1	1	3	2	2	0	3	2	10	5
6:30	0	2	0	1	0	0	0	2	0	3	0	8
6:45	0	1	0	0	1	2	1	0	1	1	3	4
7:00	1	0	1	0	1	1	1	0	1	0	5	1
7:15	2	0	1	1	0	0	1	0	0	0	4	1
7:30	1	0	0	0	0	0	1	0	1	0	3	0
7:45	1	0	3	0	1	1	1	1	0	0	6	2
8:00	1	0	3	1	1	0	1	0	1	0	7	1
8:15	3	1	1	0	0	2	0	2	1	0	5	5
8:30	7	0	3	0	1	1	3	1	2	0	16	2
8:45	4	0	2	1	0	0	4	0	1	0	11	1
9:00	0	0	1	0	3	0	4	0	3	0	11	0
9:15	4	0	2	0	1	1	2	0	2	0	11	1
9:30	10	3	5	2	4	2	2	2	3	1	24	10
9:45	7	0	10	0	7	0	6	0	1	1	31	1
10:00	7	0	15	0	14	0	13	0	2	1	51	1
10:15	8	0	11	0	10	0	14	1	3	0	46	1
10:30	7	0	8	0	10	0	3	0	2	0	30	0
10:45	8	0	6	0	4	0	3	0	0	0	21	0
11:00	2	0	3	0	2	0	1	0	2	0	10	0
11:15	3	0	3	0	1	1	0	0	2	0	9	1
11:30	1	0	6	0	4	0	2	0	0	0	13	0
11:45	4	0	0	0	3	0	2	0	0	1	9	1
<b>Totals</b>	<b>90</b>	<b>47</b>	<b>89</b>	<b>40</b>	<b>77</b>	<b>40</b>	<b>70</b>	<b>38</b>	<b>34</b>	<b>38</b>	<b>360</b>	<b>203</b>
<b>Day Total</b>	<b>137</b>		<b>129</b>		<b>117</b>		<b>108</b>		<b>72</b>		<b>563</b>	
<b>AM Pct</b>	65.7%		69.0%		65.8%		64.8%		47.2%			

Peak Hour  
 Peak Volume  
 P.H.F

**AECOM**

7:00-8:00 AM	5	5	2	4	2	4
7:15-8:15 AM	5	7	2	4	2	4
7:30-8:30 AM	6	7	2	3	3	4
7:45-8:45 AM	12	10	3	5	4	7
8:00-9:00 AM	15	9	2	8	5	8

4:00-5:00 PM	6	8	7	8	1	6
4:15-5:15 PM	5	11	7	8	2	7
4:30-5:30 PM	8	11	9	10	1	8
4:45-5:45 PM	9	10	7	9	2	7
5:00-6:00 PM	12	12	8	6	5	9

Client: AECOM  
 File Number:  
 Route: L-20b  
 Location:

Site Ref: L-20b  
 Direction: IN

Count Date	4/24/2023		4/25/2023		4/26/2023		4/27/2023		4/28/2023			
Count Time	AM	PM	AM	PM	AM	PM	AM	PM	AM	PM	AM	PM
0:00	0	5	0	6	0	7	0	10	0	4	0	32
0:15	0	10	0	7	0	8	0	11	0	9	0	45
0:30	1	11	0	11	1	9	0	9	0	8	2	48
0:45	0	7	0	9	0	10	0	7	0	7	0	40
1:00	1	8	1	5	1	6	1	4	1	10	5	33
1:15	0	5	0	3	0	4	1	2	0	3	1	17
1:30	0	0	2	4	1	11	0	2	0	7	3	24
1:45	0	3	0	6	0	3	1	6	0	2	1	20
2:00	0	6	0	4	0	3	0	0	0	2	0	15
2:15	1	0	0	11	0	3	0	4	0	11	1	29
2:30	0	3	0	9	0	6	0	2	1	7	1	27
2:45	0	7	0	5	1	5	1	4	1	4	3	25
3:00	1	4	0	3	0	3	1	6	0	4	2	20
3:15	0	4	2	5	2	2	1	5	1	0	6	16
3:30	2	5	3	5	3	3	1	2	2	6	11	21
3:45	1	2	1	5	1	4	3	13	1	3	7	27
4:00	4	5	4	10	3	6	2	5	2	3	15	29
4:15	2	6	2	6	2	4	3	6	3	2	12	24
4:30	1	4	1	6	2	6	3	3	3	4	10	23
4:45	4	6	6	9	5	4	3	4	1	5	19	28
5:00	4	3	6	7	3	4	2	4	6	4	21	22
5:15	6	4	11	5	10	10	10	2	4	2	41	23
5:30	8	0	9	4	12	3	16	1	12	1	57	9
5:45	24	9	25	2	22	5	14	5	23	1	108	22
6:00	23	5	18	3	18	6	23	5	20	3	102	22
6:15	36	8	45	10	51	7	62	10	52	5	246	40
6:30	42	7	50	5	42	5	48	8	45	4	227	29
6:45	34	6	37	9	31	7	33	9	34	5	169	36
7:00	30	5	29	4	25	8	24	5	23	8	131	30
7:15	47	1	41	5	36	0	42	0	20	2	186	8
7:30	36	5	49	4	43	6	30	2	27	3	185	20
7:45	34	5	29	2	38	5	25	1	23	1	149	14
8:00	36	3	40	1	40	4	32	2	34	2	182	12
8:15	38	9	35	4	41	1	39	3	24	3	177	20
8:30	29	1	42	1	29	1	28	2	32	0	160	5
8:45	48	3	50	2	32	1	41	0	29	2	200	8
9:00	45	0	46	2	47	0	43	0	47	0	228	2
9:15	38	3	34	4	37	2	47	3	33	2	189	14
9:30	43	1	45	1	37	0	33	0	23	0	181	2
9:45	23	1	26	1	21	0	28	0	18	0	116	2
10:00	26	0	24	1	40	0	23	0	13	0	126	1
10:15	16	3	16	2	21	1	16	1	19	2	88	9
10:30	10	1	11	1	9	1	11	0	10	1	51	4
10:45	11	1	12	0	8	0	15	0	9	0	55	1
11:00	10	0	10	0	6	0	10	0	11	0	47	0
11:15	12	1	7	0	8	0	6	0	9	0	42	1
11:30	11	1	12	0	7	0	6	0	7	0	43	1
11:45	9	0	9	0	11	0	6	0	7	0	42	0
<b>Totals</b>	<b>747</b>	<b>187</b>	<b>790</b>	<b>209</b>	<b>747</b>	<b>184</b>	<b>734</b>	<b>168</b>	<b>630</b>	<b>152</b>	<b>3648</b>	<b>900</b>
<b>Day Total</b>	<b>934</b>		<b>999</b>		<b>931</b>		<b>902</b>		<b>782</b>		<b>4548</b>	
<b>AM Pct</b>	80.0%		79.1%		80.2%		81.4%		80.6%			

Peak Hour  
 Peak Volume  
 P.H.F

**AECOM**

7:00-8:00 AM	147	148	142	121	93	130
7:15-8:15 AM	153	159	157	129	104	140
7:30-8:30 AM	144	153	162	126	108	139
7:45-8:45 AM	137	146	148	124	113	134
8:00-9:00 AM	151	167	142	140	119	144

4:00-5:00 PM	21	31	20	18	14	21
4:15-5:15 PM	19	28	18	17	15	19
4:30-5:30 PM	17	27	24	13	15	19
4:45-5:45 PM	13	25	21	11	12	16
5:00-6:00 PM	16	18	22	12	8	15

Client: AECOM  
 File Number:  
 Route: L-20b  
 Location:

Site Ref: L-20b  
 Direction: OUT

Count Date	4/24/2023		4/25/2023		4/26/2023		4/27/2023		4/28/2023			
	AM	PM	AM	PM	AM	PM	AM	PM	AM	PM	AM	PM
0:00	2	16	2	4	2	4	1	10	2	7	9	41
0:15	0	7	6	4	4	7	2	12	3	2	15	32
0:30	0	11	0	7	2	3	0	4	1	4	3	29
0:45	0	10	1	12	1	8	0	5	1	4	3	39
1:00	0	7	0	4	0	4	1	1	0	4	1	20
1:15	0	1	0	14	4	5	0	12	0	12	4	44
1:30	1	0	3	4	4	10	2	4	1	5	11	23
1:45	1	0	2	19	0	14	2	1	0	12	5	46
2:00	0	0	0	12	0	8	0	2	0	5	0	27
2:15	0	0	0	19	2	5	0	0	1	12	3	36
2:30	0	10	0	16	2	8	0	0	0	12	2	46
2:45	0	27	0	17	0	23	0	0	0	12	0	79
3:00	0	20	0	16	0	20	0	20	0	25	0	101
3:15	0	36	0	48	0	29	0	30	0	32	0	175
3:30	0	30	0	41	0	41	0	33	0	33	0	178
3:45	0	18	0	46	0	23	0	25	0	15	0	127
4:00	1	22	0	36	1	33	0	24	0	30	2	145
4:15	0	24	0	49	0	24	0	33	0	13	0	143
4:30	1	43	2	49	1	37	2	32	0	0	6	161
4:45	0	42	2	41	0	40	2	48	0	12	4	183
5:00	0	50	0	47	0	47	0	48	0	32	0	224
5:15	0	59	2	48	0	31	0	30	0	29	2	197
5:30	0	51	0	40	1	30	4	30	3	17	8	168
5:45	2	43	1	52	3	29	4	39	2	0	12	163
6:00	1	29	5	37	3	38	5	14	2	0	16	118
6:15	2	39	3	32	2	33	3	22	3	6	13	132
6:30	0	29	3	29	0	22	0	29	4	24	7	133
6:45	7	23	3	38	10	32	14	15	4	25	38	133
7:00	3	32	5	25	1	34	8	35	2	22	19	148
7:15	6	29	5	30	2	33	4	24	8	35	25	151
7:30	3	41	1	32	4	49	1	33	3	35	12	190
7:45	2	20	5	22	2	31	1	14	2	17	12	104
8:00	5	19	4	19	6	13	5	23	2	13	22	87
8:15	6	19	3	15	0	6	4	7	2	4	15	51
8:30	4	7	2	7	2	3	0	7	2	5	10	29
8:45	4	5	5	8	5	10	1	3	3	5	18	31
9:00	3	10	4	3	2	4	0	5	3	3	12	25
9:15	4	8	3	5	3	4	3	5	2	3	15	25
9:30	2	7	3	5	0	3	3	1	5	4	13	20
9:45	2	6	2	3	5	2	5	3	6	1	20	15
10:00	2	3	8	2	5	1	3	0	1	2	19	8
10:15	2	2	17	0	17	6	2	1	1	2	39	11
10:30	6	3	20	3	20	5	17	1	5	0	68	12
10:45	8	0	18	1	13	5	11	4	6	0	56	10
11:00	9	5	14	3	4	1	9	0	2	1	38	10
11:15	9	5	8	5	2	4	0	2	3	0	22	16
11:30	9	2	10	1	3	1	10	1	5	5	37	10
11:45	9	0	12	3	8	4	9	1	3	1	41	9
<b>Totals</b>	<b>116</b>	<b>870</b>	<b>184</b>	<b>973</b>	<b>146</b>	<b>827</b>	<b>138</b>	<b>693</b>	<b>93</b>	<b>542</b>	<b>677</b>	<b>3905</b>
<b>Day Total</b>	<b>986</b>		<b>1157</b>		<b>973</b>		<b>831</b>		<b>635</b>		<b>4582</b>	
<b>AM Pct</b>	11.8%		15.9%		15.0%		16.6%		14.6%			

Peak Hour  
 Peak Volume  
 P.H.F

**AECOM**

7:00-8:00 AM	14	16	9	14	15	14
7:15-8:15 AM	16	15	14	11	15	14
7:30-8:30 AM	16	13	12	11	9	12
7:45-8:45 AM	17	14	10	10	8	12
8:00-9:00 AM	19	14	13	10	9	13

4:00-5:00 PM	131	175	134	137	55	126
4:15-5:15 PM	159	186	148	161	57	142
4:30-5:30 PM	194	185	155	158	73	153
4:45-5:45 PM	202	176	148	156	90	154
5:00-6:00 PM	203	187	137	147	78	150

Client: AECOM  
 File Number:  
 Route: L-2a  
 Location:

Site Ref: L-2a  
 Direction: IN

Count Date	4/24/2023		4/25/2023		4/26/2023		4/27/2023		4/28/2023			
Count Time	AM	PM	AM	PM	AM	PM	AM	PM	AM	PM	AM	PM
0:00	1	11	0	11	0	20	0	16	0	11	1	69
0:15	1	8	0	12	0	11	0	11	1	11	2	53
0:30	0	9	0	11	2	21	0	6	0	13	2	60
0:45	0	18	0	20	0	17	0	12	0	14	0	81
1:00	0	10	0	16	0	17	0	28	1	9	1	80
1:15	0	14	1	16	0	28	0	17	0	13	1	88
1:30	0	18	0	11	0	9	1	13	1	9	2	60
1:45	1	17	1	8	1	10	1	9	1	5	5	49
2:00	1	4	2	9	2	4	2	7	1	9	8	33
2:15	0	7	0	18	1	12	1	9	0	5	2	51
2:30	2	6	0	14	1	11	1	7	0	8	4	46
2:45	1	4	0	10	0	8	0	7	1	4	2	33
3:00	0	10	1	6	3	7	0	9	0	3	4	35
3:15	1	10	0	7	0	13	0	6	2	13	3	49
3:30	2	7	3	7	3	1	4	6	2	9	14	30
3:45	0	10	0	9	0	10	0	7	1	4	1	40
4:00	1	3	2	8	0	10	0	1	1	9	4	31
4:15	0	6	1	5	2	6	2	10	2	10	7	37
4:30	10	5	9	6	8	10	6	2	5	6	38	29
4:45	5	8	3	10	2	10	6	7	8	6	24	41
5:00	8	4	18	3	10	9	12	9	9	6	57	31
5:15	10	3	8	3	14	1	8	2	8	5	48	14
5:30	21	4	18	9	18	6	19	2	21	5	97	26
5:45	37	4	45	5	44	6	37	6	37	4	200	25
6:00	31	5	30	4	47	4	32	5	24	3	164	21
6:15	70	2	73	7	63	4	74	1	57	7	337	21
6:30	90	2	104	3	86	4	90	4	93	3	463	16
6:45	103	5	112	2	122	3	106	3	101	6	544	19
7:00	47	4	39	2	54	1	51	3	43	1	234	11
7:15	67	0	63	2	69	3	71	3	50	1	320	9
7:30	84	4	69	0	72	1	56	2	61	1	342	8
7:45	68	2	62	1	70	4	76	1	66	3	342	11
8:00	66	3	62	0	69	0	57	0	44	4	298	7
8:15	50	1	45	2	53	3	42	4	27	1	217	11
8:30	41	2	40	2	54	0	42	2	46	4	223	10
8:45	54	0	40	1	44	3	28	0	41	0	207	4
9:00	31	1	28	1	35	1	30	0	39	2	163	5
9:15	20	3	19	1	37	0	19	0	27	1	122	5
9:30	18	1	19	0	10	0	15	1	17	0	79	2
9:45	22	0	15	0	23	0	14	0	14	3	88	3
10:00	10	0	14	0	12	1	10	1	20	2	66	4
10:15	16	1	13	0	11	0	18	0	18	1	76	2
10:30	17	1	27	1	23	1	19	4	4	3	90	10
10:45	7	1	17	1	14	0	28	0	11	0	77	2
11:00	10	0	10	0	18	0	10	0	15	0	63	0
11:15	8	1	18	2	5	1	13	0	11	0	55	4
11:30	12	0	12	0	15	0	13	0	18	2	70	2
11:45	19	2	15	1	11	0	16	1	4	0	65	4
<b>Totals</b>	<b>1063</b>	<b>241</b>	<b>1058</b>	<b>267</b>	<b>1128</b>	<b>291</b>	<b>1030</b>	<b>244</b>	<b>953</b>	<b>239</b>	<b>5232</b>	<b>1282</b>
<b>Day Total</b>	<b>1304</b>		<b>1325</b>		<b>1419</b>		<b>1274</b>		<b>1192</b>		<b>6514</b>	
<b>AM Pct</b>	81.5%		79.8%		79.5%		80.8%		79.9%			

Peak Hour  
 Peak Volume  
 P.H.F

**AECOM**

<b>7:00-8:00 AM</b>	266	233	265	254	220	248
<b>7:15-8:15 AM</b>	285	256	280	260	221	260
<b>7:30-8:30 AM</b>	268	238	264	231	198	240
<b>7:45-8:45 AM</b>	225	209	246	217	183	216
<b>8:00-9:00 AM</b>	211	187	220	169	158	189

<b>4:00-5:00 PM</b>	22	29	36	20	31	28
<b>4:15-5:15 PM</b>	23	24	35	28	28	28
<b>4:30-5:30 PM</b>	20	22	30	20	23	23
<b>4:45-5:45 PM</b>	19	25	26	20	22	22
<b>5:00-6:00 PM</b>	15	20	22	19	20	19

Client: AECOM  
 File Number:  
 Route: L-2a  
 Location:

Site Ref: L-2a  
 Direction: OUT

Count Date	4/24/2023		4/25/2023		4/26/2023		4/27/2023		4/28/2023		AM	PM
	AM	PM	AM	PM	AM	PM	AM	PM	AM	PM		
0:00	0	18	1	15	0	28	0	17	2	25	3	103
0:15	1	15	1	18	1	19	0	23	0	24	3	99
0:30	0	9	0	15	0	21	0	9	2	24	2	78
0:45	2	11	0	18	1	23	0	18	2	19	5	89
1:00	0	21	0	16	0	22	2	15	0	24	2	98
1:15	0	21	0	20	0	26	0	10	1	13	1	90
1:30	0	27	1	21	0	21	1	23	5	17	7	109
1:45	2	10	1	17	3	16	0	17	2	11	8	71
2:00	1	20	1	32	2	32	1	28	1	19	6	131
2:15	1	27	0	36	0	18	2	22	0	23	3	126
2:30	0	37	0	27	0	31	0	34	0	33	0	162
2:45	2	26	0	28	1	28	0	25	0	27	3	134
3:00	0	31	3	29	0	32	1	23	0	33	4	148
3:15	0	29	0	32	0	24	0	33	0	20	0	138
3:30	0	55	0	49	0	72	0	39	0	53	0	268
3:45	0	41	0	30	0	60	0	28	0	34	0	193
4:00	0	51	0	44	0	57	0	54	0	36	0	242
4:15	0	45	0	42	0	54	0	49	0	54	0	244
4:30	1	39	0	46	1	64	1	52	0	67	3	268
4:45	0	67	1	50	0	38	1	59	0	48	2	262
5:00	0	69	0	68	0	73	0	51	0	39	0	300
5:15	3	61	0	64	2	51	0	48	0	41	5	265
5:30	1	58	0	55	1	46	2	47	0	38	4	244
5:45	0	48	0	38	1	42	1	38	2	28	4	194
6:00	3	28	0	34	0	37	0	39	2	32	5	170
6:15	0	30	2	27	2	22	3	21	2	24	9	124
6:30	1	15	4	33	6	26	4	32	4	24	19	130
6:45	6	18	6	35	5	19	2	32	2	10	21	114
7:00	3	14	6	25	5	26	3	25	4	18	21	108
7:15	3	24	10	25	7	15	4	27	2	29	26	120
7:30	8	53	7	57	3	50	6	59	9	52	33	271
7:45	5	35	2	46	9	39	19	35	8	39	43	194
8:00	3	15	7	15	9	20	2	21	4	18	25	89
8:15	10	10	3	8	5	7	9	10	4	12	31	47
8:30	3	9	7	6	21	6	7	11	5	24	43	56
8:45	8	6	11	9	16	12	7	3	4	10	46	40
9:00	6	1	12	5	7	5	3	2	6	3	34	16
9:15	13	8	7	7	17	4	7	4	5	7	49	30
9:30	6	6	7	5	13	3	9	2	3	4	38	20
9:45	9	3	5	3	12	2	9	3	4	4	39	15
10:00	14	9	14	2	9	5	9	2	12	10	58	28
10:15	9	1	5	3	12	2	5	0	6	1	37	7
10:30	10	2	4	1	7	2	6	4	15	5	42	14
10:45	15	4	16	0	8	0	15	1	6	4	60	9
11:00	22	3	19	0	16	2	14	1	12	1	83	7
11:15	8	1	14	2	10	3	15	2	15	2	62	10
11:30	23	4	17	5	12	3	14	3	11	5	77	20
11:45	24	5	11	3	20	0	15	2	13	1	83	11
<b>Totals</b>	<b>226</b>	<b>1140</b>	<b>205</b>	<b>1166</b>	<b>244</b>	<b>1208</b>	<b>199</b>	<b>1103</b>	<b>175</b>	<b>1089</b>	<b>1049</b>	<b>5706</b>
<b>Day Total</b>	<b>1366</b>		<b>1371</b>		<b>1452</b>		<b>1302</b>		<b>1264</b>		<b>6755</b>	
<b>AM Pct</b>	16.5%		15.0%		16.8%		15.3%		13.8%			

Peak Hour  
 Peak Volume  
 P.H.F

**AECOM**

7:00-8:00 AM	19	25	24	32	23	25
7:15-8:15 AM	19	26	28	31	23	25
7:30-8:30 AM	26	19	26	36	25	26
7:45-8:45 AM	21	19	44	37	21	28
8:00-9:00 AM	24	28	51	25	17	29

4:00-5:00 PM	202	182	213	214	205	203
4:15-5:15 PM	220	206	229	211	208	215
4:30-5:30 PM	236	228	226	210	195	219
4:45-5:45 PM	255	237	208	205	166	214
5:00-6:00 PM	236	225	212	184	146	201



Client: AECOM  
 File Number:  
 Route: L-3b  
 Location:

Site Ref: L-3b  
 Direction: IN

Count Date Count Time	4/24/2023		4/25/2023		4/26/2023		4/27/2023		4/28/2023		AM	PM
	AM	PM	AM	PM	AM	PM	AM	PM	AM	PM		
0:00	0	2	0	4	0	4	0	2	0	3	0	15
0:15	0	2	0	4	1	5	0	3	1	5	2	19
0:30	0	1	0	1	0	8	0	3	0	6	0	19
0:45	0	4	0	5	0	5	0	2	0	4	0	20
1:00	2	4	0	3	0	5	0	8	0	2	2	22
1:15	0	0	0	4	0	3	0	7	1	5	1	19
1:30	0	5	2	7	0	9	0	12	0	5	2	38
1:45	0	0	0	1	0	4	0	5	0	4	0	14
2:00	0	10	2	4	0	8	0	4	0	7	2	33
2:15	0	3	0	7	0	8	1	9	0	2	1	29
2:30	1	5	0	7	0	6	0	3	0	5	1	26
2:45	0	2	0	6	0	6	0	5	0	4	0	23
3:00	0	2	0	5	1	8	0	1	0	3	1	19
3:15	1	1	0	4	0	7	1	6	1	4	3	22
3:30	1	10	0	3	2	1	1	4	3	7	7	25
3:45	1	3	1	5	0	10	1	4	0	4	3	26
4:00	2	6	1	5	1	5	1	1	0	5	5	22
4:15	0	9	3	6	0	4	2	8	0	4	5	31
4:30	2	4	5	6	3	10	2	8	3	7	15	35
4:45	4	4	4	2	4	6	5	4	6	6	23	22
5:00	4	8	5	4	4	3	5	3	7	6	25	24
5:15	6	11	6	7	6	6	7	10	6	6	31	40
5:30	10	5	14	3	7	8	7	4	7	11	45	31
5:45	10	4	9	6	15	6	14	3	7	5	55	24
6:00	7	2	8	5	11	3	7	3	9	8	42	21
6:15	24	3	30	3	30	6	27	3	18	5	129	20
6:30	42	3	32	10	35	11	31	9	28	4	168	37
6:45	15	6	21	3	14	6	28	5	16	6	94	26
7:00	4	3	10	5	7	5	8	1	13	6	42	20
7:15	4	4	12	4	13	6	2	2	7	4	38	20
7:30	8	1	3	3	11	6	6	2	3	4	31	16
7:45	3	2	2	2	3	1	3	2	10	4	21	11
8:00	4	0	3	4	4	2	2	2	8	1	21	9
8:15	8	2	3	0	5	1	8	2	4	2	28	7
8:30	2	2	7	2	8	0	5	4	2	0	24	8
8:45	1	5	4	4	8	3	4	3	7	2	24	17
9:00	6	1	4	0	6	2	1	1	5	2	22	6
9:15	4	0	10	3	6	0	5	0	3	0	28	3
9:30	5	2	4	2	4	2	2	1	3	2	18	9
9:45	5	0	2	2	3	4	7	3	6	2	23	11
10:00	1	3	3	2	3	2	4	0	7	0	18	7
10:15	2	0	2	0	2	1	6	1	8	1	20	3
10:30	3	1	7	1	1	1	9	1	1	3	21	7
10:45	4	3	5	4	5	2	9	4	6	2	29	15
11:00	9	0	1	0	4	0	1	0	2	0	17	0
11:15	3	0	3	0	4	0	2	0	2	0	14	0
11:30	4	2	4	0	2	1	0	1	2	0	12	4
11:45	1	0	7	0	5	0	8	3	2	0	23	3
<b>Totals</b>	<b>213</b>	<b>150</b>	<b>239</b>	<b>168</b>	<b>238</b>	<b>210</b>	<b>232</b>	<b>172</b>	<b>214</b>	<b>178</b>	<b>1136</b>	<b>878</b>
<b>Day Total</b>	<b>363</b>		<b>407</b>		<b>448</b>		<b>404</b>		<b>392</b>		<b>2014</b>	
<b>AM Pct</b>	<b>58.7%</b>		<b>58.7%</b>		<b>53.1%</b>		<b>57.4%</b>		<b>54.6%</b>			

Peak Hour  
 Peak Volume  
 P.H.F

**AECOM**

7:00-8:00 AM	19	27	34	19	33	26
7:15-8:15 AM	19	20	31	13	28	22
7:30-8:30 AM	23	11	23	19	25	20
7:45-8:45 AM	17	15	20	18	24	19
8:00-9:00 AM	15	17	25	19	21	19

4:00-5:00 PM	23	19	25	21	22	22
4:15-5:15 PM	25	18	23	23	23	22
4:30-5:30 PM	27	19	25	25	25	24
4:45-5:45 PM	28	16	23	21	29	23
5:00-6:00 PM	28	20	23	20	28	24

Client: AECOM  
 File Number:  
 Route: L-3b  
 Location:

Site Ref: L-3b  
 Direction: OUT

Count Date	4/24/2023		4/25/2023		4/26/2023		4/27/2023		4/28/2023			
	AM	PM	AM	PM	AM	PM	AM	PM	AM	PM	AM	PM
0:00	1	0	0	5	0	2	2	1	2	0	5	8
0:15	0	3	0	5	0	9	0	3	0	7	0	27
0:30	0	0	1	1	1	8	1	6	0	6	3	21
0:45	0	3	0	6	0	8	0	3	0	2	0	22
1:00	0	5	1	5	1	5	1	10	2	4	5	29
1:15	0	1	0	2	0	6	0	4	0	9	0	22
1:30	0	8	1	6	0	15	0	9	0	12	1	50
1:45	0	5	0	4	0	3	0	6	0	5	0	23
2:00	0	8	1	7	2	8	1	10	1	7	5	40
2:15	0	7	0	7	0	12	0	10	0	10	0	46
2:30	1	4	0	5	0	8	0	5	1	3	2	25
2:45	0	5	0	7	0	6	0	13	0	10	0	41
3:00	0	8	0	8	0	10	0	4	0	6	0	36
3:15	1	10	2	11	0	11	0	18	0	12	3	62
3:30	1	13	0	13	0	5	1	11	0	11	2	53
3:45	0	5	0	8	0	8	0	2	1	6	1	29
4:00	0	5	1	12	1	5	0	2	0	5	2	29
4:15	0	9	1	5	1	5	2	5	0	8	4	32
4:30	0	6	1	7	1	9	1	3	3	6	6	31
4:45	0	2	0	5	0	12	0	9	1	15	1	43
5:00	1	6	0	8	0	10	0	11	3	8	4	43
5:15	1	2	0	3	0	12	0	5	0	9	1	31
5:30	1	6	1	7	1	7	1	8	1	6	5	34
5:45	4	7	2	2	4	5	4	3	0	3	14	20
6:00	1	8	3	6	5	6	2	4	5	1	16	25
6:15	1	1	5	5	2	6	4	3	1	4	13	19
6:30	3	5	0	7	2	9	1	6	1	9	7	36
6:45	10	3	5	5	7	7	13	2	1	7	36	24
7:00	4	4	11	4	6	7	6	4	6	13	33	32
7:15	2	3	5	11	11	13	9	11	13	12	40	50
7:30	13	27	7	17	11	23	7	22	5	27	43	116
7:45	4	17	3	14	10	8	2	10	7	6	26	55
8:00	1	4	4	6	5	13	2	6	6	7	18	36
8:15	4	2	1	2	3	1	6	3	6	3	20	11
8:30	3	3	9	4	11	0	4	2	5	2	32	11
8:45	3	5	5	2	4	0	4	2	1	1	17	10
9:00	4	1	3	3	7	5	1	0	7	1	22	10
9:15	4	4	4	4	4	8	4	5	4	3	20	24
9:30	7	4	5	6	4	1	4	4	6	2	26	17
9:45	7	0	5	1	8	1	4	2	2	0	26	4
10:00	1	2	3	1	5	2	4	2	6	1	19	8
10:15	2	4	2	2	1	7	5	0	5	0	15	13
10:30	2	2	8	5	3	3	8	2	4	3	25	15
10:45	2	4	4	3	4	3	5	1	7	2	22	13
11:00	10	4	3	8	4	6	6	7	1	5	24	30
11:15	3	1	1	0	2	0	2	3	2	2	10	6
11:30	7	8	0	6	2	1	3	1	5	3	17	19
11:45	2	0	6	0	4	2	5	2	1	0	18	4
<b>Totals</b>	<b>111</b>	<b>244</b>	<b>114</b>	<b>271</b>	<b>137</b>	<b>321</b>	<b>125</b>	<b>265</b>	<b>122</b>	<b>284</b>	<b>609</b>	<b>1385</b>
<b>Day Total</b>	<b>355</b>		<b>385</b>		<b>458</b>		<b>390</b>		<b>406</b>		<b>1994</b>	
<b>AM Pct</b>	31.3%		29.6%		29.9%		32.1%		30.0%			

Peak Hour  
 Peak Volume  
 P.H.F

**AECOM**

7:00-8:00 AM	23	26	38	24	31	28
7:15-8:15 AM	20	19	37	20	31	25
7:30-8:30 AM	22	15	29	17	24	21
7:45-8:45 AM	12	17	29	14	24	19
8:00-9:00 AM	11	19	23	16	18	17

4:00-5:00 PM	22	29	31	19	34	27
4:15-5:15 PM	23	25	36	28	37	30
4:30-5:30 PM	16	23	43	28	38	30
4:45-5:45 PM	16	23	41	33	38	30
5:00-6:00 PM	21	20	34	27	26	26

Client: AECOM  
 File Number:  
 Route: L-9a  
 Location:

Site Ref: L-9a  
 Direction: IN

Count Date	4/24/2023		4/25/2023		4/26/2023		4/27/2023		4/28/2023			
Count Time	AM	PM	AM	PM	AM	PM	AM	PM	AM	PM	AM	PM
0:00	0	4	2	1	0	3	3	2	1	2	6	12
0:15	0	1	0	4	3	1	0	4	0	2	3	12
0:30	0	3	4	1	2	1	4	2	4	3	14	10
0:45	0	4	0	4	0	2	0	5	0	2	0	17
1:00	0	1	1	2	0	6	0	4	0	1	1	14
1:15	0	5	0	2	0	3	0	1	0	4	0	15
1:30	0	1	0	4	0	4	0	4	0	1	0	14
1:45	0	2	0	3	0	3	0	1	0	4	0	13
2:00	0	3	0	5	0	3	0	1	0	1	0	13
2:15	0	2	0	3	0	1	0	3	0	1	0	10
2:30	1	3	0	0	0	1	0	1	0	3	1	8
2:45	0	3	0	1	0	6	0	4	0	5	0	19
3:00	0	2	0	6	0	1	0	2	0	1	0	12
3:15	0	4	0	6	0	1	0	4	0	1	0	16
3:30	0	0	1	1	0	2	0	0	0	2	1	5
3:45	1	0	1	5	1	3	0	3	0	1	3	12
4:00	1	1	0	3	0	2	0	1	2	2	3	9
4:15	1	1	0	2	0	2	0	2	0	3	1	10
4:30	0	0	0	1	0	0	0	1	0	1	0	3
4:45	2	1	0	0	0	0	0	1	0	1	2	3
5:00	0	1	0	3	0	0	0	0	0	2	0	6
5:15	1	1	1	1	1	2	1	0	0	0	4	4
5:30	0	1	0	2	0	1	0	1	0	0	0	5
5:45	0	0	2	0	1	1	0	1	0	0	3	2
6:00	0	0	0	0	0	1	0	0	1	0	1	1
6:15	3	0	3	0	1	0	1	0	1	1	9	1
6:30	1	2	1	1	1	0	1	0	0	0	4	3
6:45	2	0	2	1	3	1	1	0	0	0	8	2
7:00	2	0	2	1	1	2	4	1	3	1	12	5
7:15	2	0	1	2	1	0	2	2	1	3	7	7
7:30	0	1	0	0	1	0	0	0	2	0	3	1
7:45	1	1	3	1	2	0	1	0	3	0	10	2
8:00	2	0	2	2	1	0	3	0	2	2	10	4
8:15	3	1	2	2	3	2	2	2	2	0	12	7
8:30	1	0	3	2	2	1	2	0	2	0	10	3
8:45	1	0	1	0	0	0	1	1	1	0	4	1
9:00	2	0	2	0	0	1	2	0	1	2	7	3
9:15	0	0	1	0	2	2	1	1	2	2	6	5
9:30	1	2	2	2	4	0	2	2	1	2	10	8
9:45	1	0	2	0	3	0	1	0	2	4	9	4
10:00	2	0	5	0	1	1	2	1	2	1	12	3
10:15	7	0	2	0	4	0	4	0	2	1	19	1
10:30	7	0	0	1	3	0	0	0	2	4	12	5
10:45	1	0	0	2	3	1	2	0	2	0	8	3
11:00	2	0	1	0	3	0	2	0	3	0	11	0
11:15	6	0	1	0	5	0	2	0	3	0	17	0
11:30	1	0	2	1	2	0	2	0	2	0	9	1
11:45	1	0	4	0	2	0	2	0	3	0	12	0
<b>Totals</b>	<b>56</b>	<b>51</b>	<b>54</b>	<b>78</b>	<b>56</b>	<b>61</b>	<b>48</b>	<b>58</b>	<b>50</b>	<b>66</b>	<b>264</b>	<b>314</b>
<b>Day Total</b>	<b>107</b>		<b>132</b>		<b>117</b>		<b>106</b>		<b>116</b>		<b>578</b>	
<b>AM Pct</b>	52.3%		40.9%		47.9%		45.3%		43.1%			

Peak Hour  
 Peak Volume  
 P.H.F

**AECOM**

7:00-8:00 AM	5	6	5	7	9	6
7:15-8:15 AM	5	6	5	6	8	6
7:30-8:30 AM	6	7	7	6	9	7
7:45-8:45 AM	7	10	8	8	9	8
8:00-9:00 AM	7	8	6	8	7	7

4:00-5:00 PM	3	6	4	5	7	5
4:15-5:15 PM	3	6	2	4	7	4
4:30-5:30 PM	3	5	2	2	4	3
4:45-5:45 PM	4	6	3	2	3	4
5:00-6:00 PM	3	6	4	2	2	3

Client: AECOM  
 File Number:  
 Route: L-9a  
 Location:

Site Ref: L-9a  
 Direction: OUT

Count Date	4/24/2023		4/25/2023		4/26/2023		4/27/2023		4/28/2023			
Count Time	AM	PM	AM	PM	AM	PM	AM	PM	AM	PM	AM	PM
0:00	0	2	0	4	0	1	1	1	0	0	1	8
0:15	0	3	0	1	0	3	0	5	0	4	0	16
0:30	0	2	0	4	0	3	0	0	0	1	0	10
0:45	0	2	0	1	1	2	0	2	0	3	1	10
1:00	0	5	0	5	0	3	0	3	0	1	0	17
1:15	0	3	0	0	0	1	0	2	0	1	0	7
1:30	0	2	0	2	0	4	0	0	0	2	0	10
1:45	0	1	0	5	0	4	0	5	0	5	0	20
2:00	0	5	1	4	0	5	0	3	0	4	1	21
2:15	0	4	0	8	0	2	0	7	0	4	0	25
2:30	0	4	0	3	0	3	0	0	0	1	0	11
2:45	0	4	0	2	0	3	0	1	0	2	0	12
3:00	0	1	0	2	0	3	0	2	0	1	0	9
3:15	1	0	0	1	0	0	0	0	0	1	1	2
3:30	0	2	0	4	0	3	0	2	0	1	0	12
3:45	0	1	0	2	0	1	0	2	0	2	0	8
4:00	0	1	0	4	0	1	0	2	0	2	0	10
4:15	0	2	0	4	0	2	0	3	1	4	1	15
4:30	2	0	1	1	0	4	0	1	0	1	3	7
4:45	0	2	1	3	0	1	0	2	0	2	1	10
5:00	0	0	0	0	0	0	0	1	1	2	1	3
5:15	0	2	0	2	0	1	0	2	0	1	0	8
5:30	1	0	2	2	2	1	0	0	1	0	6	3
5:45	1	2	1	2	2	3	2	1	1	0	7	8
6:00	4	0	4	0	3	2	3	2	3	0	17	4
6:15	0	1	1	1	0	2	0	1	0	2	1	7
6:30	3	0	4	0	2	0	0	1	1	0	10	1
6:45	0	1	0	0	0	0	2	0	0	0	2	1
7:00	1	2	1	2	1	1	1	2	0	0	4	7
7:15	3	1	3	0	4	0	4	0	3	0	17	1
7:30	0	0	0	1	0	2	0	1	1	2	1	6
7:45	0	1	0	3	2	0	0	0	0	2	2	6
8:00	1	0	1	3	2	0	3	1	1	0	8	4
8:15	1	1	2	1	0	0	1	1	1	0	5	3
8:30	1	0	6	0	2	1	2	1	3	1	14	3
8:45	4	0	0	0	4	0	1	0	2	0	11	0
9:00	2	0	1	1	0	0	2	1	1	0	6	2
9:15	1	0	2	0	2	0	1	1	2	1	8	2
9:30	0	0	2	0	0	0	0	0	1	1	3	1
9:45	1	1	5	0	5	0	1	0	0	0	12	1
10:00	1	1	1	0	0	0	2	0	1	3	5	4
10:15	1	0	1	0	1	1	2	0	3	0	8	1
10:30	5	0	2	1	5	0	5	0	3	2	20	3
10:45	3	0	2	1	5	0	1	1	2	1	13	3
11:00	4	0	1	0	1	1	2	0	2	0	10	1
11:15	3	0	2	0	6	0	2	0	3	1	16	1
11:30	3	1	2	0	4	0	3	0	1	0	13	1
11:45	2	0	2	0	3	0	2	0	4	0	13	0
<b>Totals</b>	<b>49</b>	<b>60</b>	<b>51</b>	<b>80</b>	<b>57</b>	<b>64</b>	<b>43</b>	<b>60</b>	<b>42</b>	<b>61</b>	<b>242</b>	<b>325</b>
<b>Day Total</b>	<b>109</b>		<b>131</b>		<b>121</b>		<b>103</b>		<b>103</b>		<b>567</b>	
<b>AM Pct</b>	45.0%		38.9%		47.1%		41.7%		40.8%			

Peak Hour  
 Peak Volume  
 P.H.F

**AECOM**

7:00-8:00 AM	4	4	7	5	4	5
7:15-8:15 AM	4	4	8	7	5	6
7:30-8:30 AM	2	3	4	4	3	3
7:45-8:45 AM	3	9	6	6	5	6
8:00-9:00 AM	7	9	8	7	7	8

4:00-5:00 PM	5	12	8	8	9	8
4:15-5:15 PM	4	8	7	7	9	7
4:30-5:30 PM	4	6	6	6	6	6
4:45-5:45 PM	4	7	3	5	5	5
5:00-6:00 PM	4	6	5	4	3	4

Client: AECOM  
 File Number:  
 Route: PS-1a  
 Location:

Site Ref: PS-1a  
 Direction: IN

Count Date	4/24/2023		4/25/2023		4/26/2023		4/27/2023		4/28/2023		AM	PM	
	AM	PM	AM	PM	AM	PM	AM	PM	AM	PM			
0:00	0	7	0	7	0	6	1	4	0	9	1	33	
0:15	0	4	2	9	2	8	0	3	1	7	5	31	
0:30	0	8	1	10	2	11	0	10	0	16	3	55	
0:45	1	17	0	17	0	19	0	15	0	6	1	74	
1:00	1	6	0	13	0	5	0	13	0	11	1	48	
1:15	1	11	0	12	0	20	0	16	1	13	2	72	
1:30	0	13	0	10	0	13	0	11	0	14	0	61	
1:45	1	8	0	18	0	11	0	10	1	9	2	56	
2:00	0	9	0	15	0	23	0	20	0	13	0	80	
2:15	0	17	0	16	1	23	0	18	1	23	2	97	
2:30	0	8	0	16	2	8	2	8	1	13	5	53	
2:45	0	7	4	7	1	8	2	9	0	10	7	41	
3:00	0	5	0	9	0	6	0	8	1	9	1	37	
3:15	1	2	2	6	1	6	1	5	0	5	5	24	
3:30	2	3	3	5	1	12	3	4	2	6	11	30	
3:45	4	8	3	5	2	11	4	11	5	8	18	43	
4:00	1	14	8	13	2	10	3	20	3	10	17	67	
4:15	1	11	4	8	5	9	3	9	4	17	17	54	
4:30	0	3	4	5	4	9	4	3	4	4	16	24	
4:45	15	10	9	6	14	6	11	8	17	4	66	34	
5:00	6	3	6	6	5	9	5	7	10	4	32	29	
5:15	9	1	10	0	5	7	10	11	3	1	37	20	
5:30	3	9	14	7	19	8	16	2	14	3	66	29	
5:45	22	3	18	7	23	10	21	11	20	10	104	41	
6:00	16	18	26	7	18	17	16	10	18	9	94	61	
6:15	26	24	26	24	31	30	24	20	27	26	134	124	
6:30	34	19	22	24	28	12	28	19	27	14	139	88	
6:45	25	5	30	3	24	5	35	6	17	12	131	31	
7:00	9	4	8	3	19	3	14	1	13	5	63	16	
7:15	15	4	15	7	17	6	13	6	14	4	74	27	
7:30	25	2	14	2	19	5	17	6	21	1	96	16	
7:45	16	3	13	1	20	1	18	5	11	2	78	12	
8:00	15	1	23	2	14	2	7	2	13	2	72	9	
8:15	17	3	15	0	17	2	14	1	14	0	77	6	
8:30	13	1	22	1	22	3	24	2	15	5	96	12	
8:45	16	2	17	4	8	4	13	2	16	2	70	14	
9:00	20	4	13	1	15	5	15	0	15	6	78	16	
9:15	17	2	17	4	20	4	18	1	14	3	86	14	
9:30	7	3	9	2	12	2	15	4	16	6	59	17	
9:45	10	11	8	4	4	6	9	7	14	9	45	37	
10:00	5	9	9	11	2	4	10	8	10	6	36	38	
10:15	11	15	10	13	7	12	10	8	10	10	48	58	
10:30	6	6	9	4	5	6	13	7	7	3	40	26	
10:45	4	1	11	2	5	2	6	2	11	2	37	9	
11:00	9	0	8	0	4	1	12	0	4	0	37	1	
11:15	8	0	10	2	13	1	16	2	10	1	57	6	
11:30	9	1	5	2	4	1	11	1	3	0	32	5	
11:45	4	0	13	0	6	0	6	0	5	0	34	0	
<b>Totals</b>	<b>405</b>	<b>325</b>	<b>441</b>	<b>350</b>	<b>423</b>	<b>392</b>	<b>450</b>	<b>356</b>	<b>413</b>	<b>353</b>	<b>2132</b>	<b>1776</b>	
<b>Day Total</b>	<b>730</b>		<b>791</b>		<b>815</b>		<b>806</b>		<b>766</b>		<b>3908</b>		
<b>AM Pct</b>	55.5%		55.8%		51.9%		55.8%		53.9%				

Peak Hour  
 Peak Volume  
 P.H.F

**AECOM**

7:00-8:00 AM	65	50	75	62	59	62
7:15-8:15 AM	71	65	70	55	59	64
7:30-8:30 AM	73	65	70	56	59	65
7:45-8:45 AM	61	73	73	63	53	65
8:00-9:00 AM	61	77	61	58	58	63

4:00-5:00 PM	38	32	34	40	35	36
4:15-5:15 PM	27	25	33	27	29	28
4:30-5:30 PM	17	17	31	29	13	21
4:45-5:45 PM	23	19	30	28	12	22
5:00-6:00 PM	16	20	34	31	18	24

Client: AECOM  
 File Number:  
 Route: PS-1a  
 Location:

Site Ref: PS-1a  
 Direction: OUT

Count Date	4/24/2023		4/25/2023		4/26/2023		4/27/2023		4/28/2023			
	AM	PM	AM	PM	AM	PM	AM	PM	AM	PM	AM	PM
0:00	4	8	5	11	6	10	5	8	7	7	27	44
0:15	2	6	1	8	4	7	0	9	3	22	10	52
0:30	2	7	4	4	1	8	3	17	2	8	12	44
0:45	0	8	3	6	1	13	0	12	5	5	9	44
1:00	1	9	9	10	5	14	7	7	7	7	29	47
1:15	0	15	3	11	3	12	1	12	1	4	8	54
1:30	1	12	0	9	1	18	1	14	1	15	4	68
1:45	1	6	0	12	1	11	3	9	3	14	8	52
2:00	0	10	5	12	4	9	3	16	2	10	14	57
2:15	1	16	1	8	3	11	2	8	6	16	13	59
2:30	0	16	2	20	1	10	2	13	0	15	5	74
2:45	0	14	2	20	2	19	3	11	0	13	7	77
3:00	0	18	1	7	1	23	1	28	1	17	4	93
3:15	0	13	1	22	0	20	1	16	0	17	2	88
3:30	0	22	0	27	0	31	0	30	0	15	0	125
3:45	0	11	0	11	0	15	0	14	0	15	0	66
4:00	0	21	1	26	3	16	2	27	1	27	7	117
4:15	0	11	2	29	2	24	2	12	3	14	9	90
4:30	4	34	5	27	3	25	5	28	7	18	24	132
4:45	2	16	2	21	1	11	2	22	1	23	8	93
5:00	0	22	1	21	0	29	0	29	0	28	1	129
5:15	2	30	1	24	0	18	1	29	1	21	5	122
5:30	0	26	0	23	3	24	2	26	1	18	6	117
5:45	3	20	3	24	0	11	1	21	2	8	9	84
6:00	3	27	3	24	4	24	2	20	4	12	16	107
6:15	2	17	1	10	3	16	3	16	4	8	13	67
6:30	2	13	5	12	3	14	3	18	6	10	19	67
6:45	1	10	4	14	7	18	8	15	6	13	26	70
7:00	24	12	26	15	23	20	28	15	21	9	122	71
7:15	21	17	31	13	22	14	29	7	34	17	137	68
7:30	29	13	31	13	41	19	34	18	26	15	161	78
7:45	9	5	18	9	13	14	15	21	11	8	66	57
8:00	3	15	9	11	7	7	9	17	10	14	38	64
8:15	1	7	3	8	5	4	3	17	2	6	14	42
8:30	3	3	0	6	3	5	4	8	0	2	10	24
8:45	1	8	3	2	1	6	2	7	1	2	8	25
9:00	2	4	4	4	1	8	4	7	2	9	13	32
9:15	1	2	2	2	3	5	2	4	3	6	11	19
9:30	1	5	2	7	8	6	3	3	1	8	15	29
9:45	2	9	4	6	2	6	4	9	5	5	17	35
10:00	3	22	1	10	2	7	4	8	3	2	13	49
10:15	3	13	5	4	1	3	4	5	0	7	13	32
10:30	7	10	9	7	5	8	5	7	4	7	30	39
10:45	4	6	6	8	1	13	5	7	6	7	22	41
11:00	5	8	6	12	2	14	5	15	7	17	25	66
11:15	3	14	6	13	11	16	7	13	5	10	32	66
11:30	7	18	5	19	8	9	5	10	8	19	33	75
11:45	8	5	9	4	7	7	9	6	4	0	37	22
<b>Totals</b>	<b>168</b>	<b>634</b>	<b>245</b>	<b>626</b>	<b>228</b>	<b>652</b>	<b>244</b>	<b>691</b>	<b>227</b>	<b>570</b>	<b>1112</b>	<b>3173</b>
<b>Day Total</b>	<b>802</b>		<b>871</b>		<b>880</b>		<b>935</b>		<b>797</b>		<b>4285</b>	
<b>AM Pct</b>	20.9%		28.1%		25.9%		26.1%		28.5%			

Peak Hour  
 Peak Volume  
 P.H.F

**AECOM**

7:00-8:00 AM	83	106	99	106	92	97
7:15-8:15 AM	62	89	83	87	81	80
7:30-8:30 AM	42	61	66	61	49	56
7:45-8:45 AM	16	30	28	31	23	26
8:00-9:00 AM	8	15	16	18	13	14

4:00-5:00 PM	82	103	76	89	82	86
4:15-5:15 PM	83	98	89	91	83	89
4:30-5:30 PM	102	93	83	108	90	95
4:45-5:45 PM	94	89	82	106	90	92
5:00-6:00 PM	98	92	82	105	75	90

Client: AECOM  
 File Number:  
 Route: PS-1b  
 Location:

Site Ref: PS-1b  
 Direction: IN

Count Date	4/24/2023		4/25/2023		4/26/2023		4/27/2023		4/28/2023			
Count Time	AM	PM	AM	PM	AM	PM	AM	PM	AM	PM	AM	PM
0:00	0	14	0	12	0	8	0	8	0	16	0	58
0:15	1	17	1	9	0	10	0	17	0	9	2	62
0:30	0	11	0	16	0	11	0	17	0	11	0	66
0:45	0	12	0	13	1	16	1	23	1	15	3	79
1:00	0	7	1	21	0	13	0	10	0	9	1	60
1:15	0	19	0	15	0	13	0	15	0	16	0	78
1:30	0	12	0	14	0	20	2	16	0	8	2	70
1:45	0	10	0	9	0	14	0	17	0	14	0	64
2:00	0	18	0	23	0	11	1	14	0	8	1	74
2:15	0	10	0	15	0	14	0	18	0	12	0	69
2:30	0	10	0	11	0	12	0	19	0	14	0	66
2:45	0	17	0	15	0	15	0	10	0	4	0	61
3:00	0	10	0	9	0	11	1	11	0	7	1	48
3:15	1	7	1	16	0	14	1	7	0	7	3	51
3:30	0	5	1	9	0	8	0	9	1	5	2	36
3:45	0	21	0	13	1	11	0	8	1	10	2	63
4:00	1	12	0	13	0	8	2	4	0	8	3	45
4:15	1	4	1	11	2	2	0	9	3	7	7	33
4:30	2	9	3	4	3	4	3	6	4	4	15	27
4:45	4	1	4	1	3	15	3	11	4	3	18	31
5:00	2	5	2	4	6	8	6	2	0	2	16	21
5:15	7	7	5	5	6	21	3	13	1	10	22	56
5:30	7	11	9	6	6	7	9	14	6	3	37	41
5:45	11	20	19	10	20	7	13	14	19	7	82	58
6:00	19	21	19	13	18	18	26	14	24	17	106	83
6:15	24	36	20	38	23	23	27	31	24	23	118	151
6:30	22	42	41	22	25	21	29	21	22	22	139	128
6:45	22	6	17	9	22	7	25	10	22	16	108	48
7:00	17	11	18	8	16	9	19	5	15	3	85	36
7:15	16	7	24	4	15	10	16	5	16	6	87	32
7:30	22	3	12	1	16	6	13	3	17	3	80	16
7:45	19	2	19	3	19	1	22	7	11	4	90	17
8:00	17	7	16	2	19	5	18	6	18	3	88	23
8:15	29	4	21	3	19	2	17	2	17	4	103	15
8:30	20	0	23	3	19	0	20	1	21	2	103	6
8:45	28	3	27	4	17	1	11	1	19	5	102	14
9:00	28	2	26	1	13	1	22	1	16	1	105	6
9:15	21	1	19	3	22	0	16	2	14	1	92	7
9:30	16	1	25	2	19	3	13	2	20	2	93	10
9:45	21	2	19	2	17	3	17	1	18	2	92	10
10:00	21	4	19	2	20	2	15	1	17	3	92	12
10:15	18	6	21	5	21	5	23	8	8	8	91	32
10:30	12	4	17	3	20	3	20	7	8	3	77	20
10:45	10	3	12	2	12	2	8	2	17	4	59	13
11:00	13	3	16	0	14	3	22	2	9	2	74	10
11:15	15	2	14	0	15	1	11	0	9	0	64	3
11:30	9	0	14	1	17	1	25	0	12	0	77	2
11:45	15	0	10	0	10	1	12	1	9	0	56	2
<b>Totals</b>	<b>491</b>	<b>439</b>	<b>516</b>	<b>405</b>	<b>476</b>	<b>401</b>	<b>492</b>	<b>425</b>	<b>423</b>	<b>343</b>	<b>2398</b>	<b>2013</b>
<b>Day Total</b>	<b>930</b>		<b>921</b>		<b>877</b>		<b>917</b>		<b>766</b>		<b>4411</b>	
<b>AM Pct</b>	52.8%		56.0%		54.3%		53.7%		55.2%			

Peak Hour  
 Peak Volume  
 P.H.F

**AECOM**

7:00-8:00 AM	74	73	66	70	59	68
7:15-8:15 AM	74	71	69	69	62	69
7:30-8:30 AM	87	68	73	70	63	72
7:45-8:45 AM	85	79	76	77	67	77
8:00-9:00 AM	94	87	74	66	75	79

4:00-5:00 PM	26	29	29	30	22	27
4:15-5:15 PM	19	20	29	28	16	22
4:30-5:30 PM	22	14	48	32	19	27
4:45-5:45 PM	24	16	51	40	18	30
5:00-6:00 PM	43	25	43	43	22	35

Client: AECOM  
 File Number:  
 Route: PS-1b  
 Location:

Site Ref: PS-1b  
 Direction: OUT

Count Date	4/24/2023		4/25/2023		4/26/2023		4/27/2023		4/28/2023			
Count Time	AM	PM	AM	PM	AM	PM	AM	PM	AM	PM	AM	PM
0:00	4	9	1	8	2	9	4	9	6	4	17	39
0:15	1	15	2	7	6	12	1	11	0	5	10	50
0:30	0	10	2	10	5	24	2	10	1	7	10	61
0:45	0	10	1	15	0	9	3	11	3	13	7	58
1:00	1	9	2	8	1	7	0	7	2	3	6	34
1:15	0	11	0	11	0	12	0	12	1	11	1	57
1:30	0	18	1	11	1	11	0	11	0	14	2	65
1:45	2	8	2	18	2	14	1	10	3	13	10	63
2:00	2	7	1	7	3	9	2	13	2	8	10	44
2:15	1	10	0	11	1	10	1	14	0	13	3	58
2:30	0	19	0	18	0	16	2	11	0	17	2	81
2:45	1	11	0	11	0	11	0	14	0	17	1	64
3:00	0	20	1	19	1	19	0	16	0	15	2	89
3:15	0	14	0	18	0	23	0	11	0	9	0	75
3:30	0	17	1	18	0	22	0	20	2	18	3	95
3:45	0	18	1	17	1	10	0	15	0	13	2	73
4:00	1	21	4	24	1	11	3	13	3	13	12	82
4:15	0	13	0	20	1	17	0	20	1	14	2	84
4:30	3	23	6	29	4	23	2	19	3	20	18	114
4:45	2	23	3	22	0	18	0	28	0	24	5	115
5:00	1	23	2	22	1	20	1	23	0	26	5	114
5:15	0	22	0	25	4	19	0	30	0	22	4	118
5:30	3	16	2	27	3	14	1	24	1	13	10	94
5:45	3	13	0	24	1	18	1	22	1	9	6	86
6:00	2	14	2	19	2	15	3	19	1	14	10	81
6:15	3	17	4	16	6	21	2	12	5	11	20	77
6:30	4	11	0	24	2	18	7	9	2	7	15	69
6:45	5	15	4	16	2	17	3	12	7	15	21	75
7:00	4	21	3	19	5	34	9	12	4	8	25	94
7:15	27	14	38	13	30	20	19	20	26	13	140	80
7:30	17	11	17	8	15	24	29	18	27	12	105	73
7:45	3	5	11	14	11	9	9	15	11	6	45	49
8:00	10	9	3	7	4	8	6	12	6	4	29	40
8:15	3	5	3	7	6	11	3	6	1	8	16	37
8:30	5	6	2	6	2	9	2	8	1	4	12	33
8:45	2	1	1	6	2	9	3	2	3	4	11	22
9:00	3	7	4	4	2	1	1	7	5	7	15	26
9:15	3	2	5	8	2	10	3	3	2	11	15	34
9:30	6	4	5	10	4	3	2	5	2	9	19	31
9:45	5	12	8	5	2	3	5	3	2	6	22	29
10:00	5	31	5	7	6	6	3	2	1	3	20	49
10:15	4	16	8	5	3	5	5	5	5	3	25	34
10:30	4	4	9	2	7	4	4	7	1	4	25	21
10:45	5	3	4	5	4	2	5	7	8	6	26	23
11:00	5	8	13	5	5	4	8	5	4	5	35	27
11:15	3	7	6	7	7	5	3	2	3	3	22	24
11:30	4	7	6	9	9	11	12	6	4	8	35	41
11:45	3	4	17	1	9	6	11	3	10	2	50	16
<b>Totals</b>	<b>160</b>	<b>594</b>	<b>210</b>	<b>623</b>	<b>185</b>	<b>613</b>	<b>181</b>	<b>574</b>	<b>170</b>	<b>494</b>	<b>906</b>	<b>2898</b>
<b>Day Total</b>	<b>754</b>		<b>833</b>		<b>798</b>		<b>755</b>		<b>664</b>		<b>3804</b>	
<b>AM Pct</b>	21.2%		25.2%		23.2%		24.0%		25.6%			

Peak Hour  
 Peak Volume  
 P.H.F

**AECOM**

7:00-8:00 AM	51	69	61	66	68	63
7:15-8:15 AM	57	69	60	63	70	64
7:30-8:30 AM	33	34	36	47	45	39
7:45-8:45 AM	21	19	23	20	19	20
8:00-9:00 AM	20	9	14	14	11	14

4:00-5:00 PM	80	95	69	80	71	79
4:15-5:15 PM	82	93	78	90	84	85
4:30-5:30 PM	91	98	80	100	92	92
4:45-5:45 PM	84	96	71	105	85	88
5:00-6:00 PM	74	98	71	99	70	82



Client: AECOM  
 File Number:  
 Route: PS-5a  
 Location:

Site Ref: PS-5a  
 Direction: IN

Count Date	4/24/2023		4/25/2023		4/26/2023		4/27/2023		4/28/2023		AM	PM
Count Time	AM	PM	AM	PM	AM	PM	AM	PM	AM	PM	AM	PM
0:00	0	3	3	13	1	6	2	8	1	7	7	37
0:15	0	11	0	7	2	6	1	2	1	9	4	35
0:30	0	11	2	9	1	15	1	9	0	6	4	50
0:45	0	5	1	8	0	5	1	6	0	5	2	29
1:00	0	7	0	2	0	4	1	7	0	8	1	28
1:15	0	9	0	12	0	11	0	5	0	10	0	47
1:30	0	8	0	6	0	5	0	5	0	8	0	32
1:45	0	10	0	6	0	9	0	14	0	7	0	46
2:00	0	8	0	9	1	9	0	10	0	5	1	41
2:15	0	9	0	8	0	8	0	13	0	4	0	42
2:30	0	11	0	9	0	10	0	9	0	16	0	55
2:45	0	16	0	18	0	12	0	12	0	18	0	76
3:00	0	13	0	16	0	12	0	15	0	12	0	68
3:15	0	23	0	24	0	30	0	24	0	23	0	124
3:30	0	28	0	38	0	37	0	31	0	32	0	166
3:45	0	24	0	24	0	31	1	24	1	26	2	129
4:00	0	30	1	27	1	22	0	28	0	21	2	128
4:15	0	36	0	40	0	33	0	32	0	41	0	182
4:30	1	43	0	44	0	48	0	38	0	30	1	203
4:45	0	33	1	43	0	40	0	44	0	38	1	198
5:00	0	44	0	61	0	48	0	44	0	48	0	245
5:15	0	54	0	34	0	42	0	43	0	50	0	223
5:30	0	35	0	38	0	39	0	50	0	43	0	205
5:45	1	57	1	31	1	45	0	26	0	31	3	190
6:00	0	30	0	37	2	30	2	33	0	28	4	158
6:15	1	28	0	25	0	36	0	20	0	25	1	134
6:30	0	24	0	28	0	22	0	22	2	16	2	112
6:45	0	24	0	28	0	19	2	30	2	20	4	121
7:00	0	25	0	25	0	29	0	27	0	18	0	124
7:15	2	25	1	39	3	25	1	35	2	38	9	162
7:30	0	51	1	37	1	43	2	44	2	34	6	209
7:45	1	24	1	20	0	26	1	29	1	29	4	128
8:00	0	20	5	19	2	20	1	22	0	17	8	98
8:15	3	15	2	13	0	8	0	11	1	12	6	59
8:30	4	6	2	2	0	3	5	8	1	8	12	27
8:45	3	5	0	1	2	6	0	5	3	4	8	21
9:00	2	4	0	1	1	4	0	4	1	4	4	17
9:15	5	2	2	6	0	3	1	2	1	1	9	14
9:30	4	1	0	2	5	1	2	4	3	3	14	11
9:45	5	2	8	1	5	4	0	4	2	4	20	15
10:00	6	3	17	0	14	0	12	1	4	5	53	9
10:15	4	0	13	4	9	0	5	1	3	5	34	10
10:30	4	3	5	2	7	2	4	4	1	3	21	14
10:45	7	0	6	2	7	2	9	1	1	4	30	9
11:00	5	1	4	1	3	1	3	1	1	1	16	5
11:15	3	3	8	3	1	2	5	2	3	4	20	14
11:30	5	4	11	0	1	0	6	0	2	1	25	5
11:45	5	2	6	1	8	1	2	0	3	4	24	8
<b>Totals</b>	<b>71</b>	<b>830</b>	<b>101</b>	<b>824</b>	<b>78</b>	<b>814</b>	<b>70</b>	<b>809</b>	<b>42</b>	<b>786</b>	<b>362</b>	<b>4063</b>
<b>Day Total</b>	<b>901</b>		<b>925</b>		<b>892</b>		<b>879</b>		<b>828</b>		<b>4425</b>	
<b>AM Pct</b>	<b>7.9%</b>		<b>10.9%</b>		<b>8.7%</b>		<b>8.0%</b>		<b>5.1%</b>			

Peak Hour  
 Peak Volume  
 P.H.F

**AECOM**

7:00-8:00 AM	3	3	4	4	5	4
7:15-8:15 AM	3	8	6	5	5	5
7:30-8:30 AM	4	9	3	4	4	5
7:45-8:45 AM	8	10	2	7	3	6
8:00-9:00 AM	10	9	4	6	5	7

4:00-5:00 PM	142	154	143	142	130	142
4:15-5:15 PM	156	188	169	158	157	166
4:30-5:30 PM	174	182	178	169	166	174
4:45-5:45 PM	166	176	169	181	179	174
5:00-6:00 PM	190	164	174	163	172	173

Client: AECOM  
 File Number:  
 Route: PS-5a  
 Location:

Site Ref: PS-5a  
 Direction: OUT

Count Date	4/24/2023		4/25/2023		4/26/2023		4/27/2023		4/28/2023			
Count Time	AM	PM	AM	PM	AM	PM	AM	PM	AM	PM	AM	PM
0:00	0	3	0	5	0	4	0	3	0	2	0	17
0:15	0	1	0	3	0	1	0	3	0	2	0	10
0:30	0	5	1	3	0	6	0	6	0	1	1	21
0:45	0	6	0	4	0	4	0	3	0	2	0	19
1:00	0	2	0	6	0	2	0	3	0	3	0	16
1:15	0	4	0	5	1	5	0	6	0	4	1	24
1:30	0	2	0	5	0	9	0	4	0	6	0	26
1:45	0	2	0	2	0	1	0	3	0	2	0	10
2:00	0	5	0	0	0	3	0	5	0	5	0	18
2:15	0	4	0	2	0	6	0	3	0	3	0	18
2:30	0	5	0	2	1	5	1	5	1	6	3	23
2:45	0	2	1	2	0	2	0	0	0	1	1	7
3:00	0	1	0	1	0	0	0	4	0	4	0	10
3:15	2	3	2	3	0	2	1	2	0	0	5	10
3:30	1	4	0	1	2	3	1	4	3	3	7	15
3:45	0	2	1	0	1	3	1	0	1	1	4	6
4:00	0	2	1	2	2	2	1	3	2	1	6	10
4:15	1	3	0	1	1	2	2	1	1	2	5	9
4:30	3	1	1	4	2	2	4	2	2	2	12	11
4:45	6	1	5	1	3	7	1	2	2	3	17	14
5:00	3	2	3	0	1	1	7	3	3	5	17	11
5:15	4	2	8	1	7	2	8	1	6	2	33	8
5:30	12	1	13	1	15	1	18	1	11	1	69	5
5:45	26	2	33	1	31	0	36	2	31	1	157	6
6:00	54	1	53	5	50	3	62	0	48	0	267	9
6:15	73	2	77	3	91	2	91	1	91	4	423	12
6:30	64	0	67	1	57	4	57	1	50	3	295	9
6:45	36	3	47	2	42	5	37	0	39	3	201	13
7:00	45	0	55	3	45	1	33	1	38	2	216	7
7:15	72	0	62	0	65	4	59	2	45	2	303	8
7:30	50	0	41	2	42	1	38	1	30	0	201	4
7:45	44	0	39	0	57	0	32	2	39	1	211	3
8:00	33	1	38	1	36	0	36	0	34	0	177	2
8:15	32	2	39	1	42	0	35	1	27	0	175	4
8:30	36	0	34	0	43	0	37	1	28	0	178	1
8:45	50	1	42	0	46	0	41	0	40	1	219	2
9:00	38	0	42	0	27	0	43	0	30	0	180	0
9:15	36	0	38	1	45	0	26	0	34	0	179	1
9:30	21	2	33	0	22	0	28	0	25	1	129	3
9:45	26	0	27	0	23	0	28	2	17	0	121	2
10:00	25	1	11	0	10	0	19	0	22	0	87	1
10:15	8	0	13	1	13	0	15	0	13	1	62	2
10:30	5	0	11	0	9	0	7	1	8	0	40	1
10:45	5	0	5	0	7	0	10	0	17	0	44	0
11:00	5	0	5	0	5	0	5	1	2	1	22	2
11:15	3	0	5	0	5	0	5	0	7	2	25	2
11:30	4	0	3	0	2	0	3	0	8	0	20	0
11:45	3	0	4	0	5	0	2	0	3	0	17	0
<b>Totals</b>	<b>826</b>	<b>78</b>	<b>860</b>	<b>75</b>	<b>856</b>	<b>93</b>	<b>830</b>	<b>83</b>	<b>758</b>	<b>83</b>	<b>4130</b>	<b>412</b>
<b>Day Total</b>	<b>904</b>		<b>935</b>		<b>949</b>		<b>913</b>		<b>841</b>		<b>4542</b>	
<b>AM Pct</b>	91.4%		92.0%		90.2%		90.9%		90.1%			

Peak Hour  
 Peak Volume  
 P.H.F

**AECOM**

<b>7:00-8:00 AM</b>	211	197	209	162	152	186
<b>7:15-8:15 AM</b>	199	180	200	165	148	178
<b>7:30-8:30 AM</b>	159	157	177	141	130	153
<b>7:45-8:45 AM</b>	145	150	178	140	128	148
<b>8:00-9:00 AM</b>	151	153	167	149	129	150

<b>4:00-5:00 PM</b>	7	8	13	8	8	9
<b>4:15-5:15 PM</b>	7	6	12	8	12	9
<b>4:30-5:30 PM</b>	6	6	12	8	12	9
<b>4:45-5:45 PM</b>	6	3	11	7	11	8
<b>5:00-6:00 PM</b>	7	3	4	7	9	6

Client: AECOM  
 File Number:  
 Route: PS-5b  
 Location:

Site Ref: PS-5b  
 Direction: IN

Count Date	4/24/2023		4/25/2023		4/26/2023		4/27/2023		4/28/2023		AM	PM
Count Time	AM	PM	AM	PM	AM	PM	AM	PM	AM	PM	AM	PM
0:00	0	0	0	2	5	4	4	2	4	3	13	11
0:15	0	6	0	3	0	0	1	1	0	3	1	13
0:30	0	3	1	4	2	2	0	2	0	2	3	13
0:45	0	3	1	3	0	0	0	1	0	0	1	7
1:00	0	0	0	4	0	0	0	2	0	2	0	8
1:15	0	2	0	2	0	0	0	3	0	2	0	9
1:30	0	3	0	1	0	1	0	3	1	1	1	9
1:45	0	0	0	1	0	3	1	0	0	4	1	8
2:00	0	1	0	0	0	5	0	1	0	1	0	8
2:15	0	0	0	1	0	2	0	4	0	4	0	11
2:30	0	3	0	9	0	4	0	5	0	5	0	26
2:45	0	1	0	3	0	1	0	6	0	5	0	16
3:00	0	3	0	5	0	2	0	2	0	6	0	18
3:15	0	6	0	5	0	4	0	3	0	1	0	19
3:30	0	3	0	6	0	8	0	12	0	8	0	37
3:45	0	6	0	3	0	5	0	4	0	6	0	24
4:00	0	6	0	3	1	4	0	6	0	4	1	23
4:15	0	6	0	6	1	12	0	5	0	3	1	32
4:30	0	5	1	6	1	8	1	7	1	5	4	31
4:45	1	3	0	2	0	5	0	3	0	3	1	16
5:00	0	6	0	6	0	7	0	0	0	3	0	22
5:15	1	4	0	5	0	4	0	2	0	4	1	19
5:30	0	5	0	4	2	5	1	4	0	3	3	21
5:45	1	6	0	9	1	3	1	4	1	5	4	27
6:00	1	7	1	7	1	7	1	3	2	3	6	27
6:15	2	6	4	5	3	7	2	4	2	5	13	27
6:30	1	6	2	5	0	5	0	7	0	7	3	30
6:45	0	2	0	4	0	1	1	4	0	4	1	15
7:00	2	4	0	9	0	4	0	7	2	3	4	27
7:15	0	5	0	8	0	5	0	3	0	6	0	27
7:30	1	8	0	5	1	5	0	6	1	2	3	26
7:45	0	5	0	2	1	3	1	5	0	3	2	18
8:00	0	2	1	4	0	2	2	0	2	1	5	9
8:15	5	2	0	3	0	3	0	2	1	1	6	11
8:30	2	0	2	1	1	0	0	1	0	1	5	3
8:45	1	0	0	2	0	2	2	0	1	1	4	5
9:00	0	1	1	1	0	1	0	0	0	0	1	3
9:15	0	0	0	1	0	0	0	1	1	1	1	3
9:30	1	3	0	0	0	0	0	0	2	1	3	4
9:45	1	0	3	0	2	1	0	4	2	2	8	7
10:00	1	1	3	0	3	0	3	1	0	1	10	3
10:15	2	0	4	0	2	2	2	4	1	1	11	7
10:30	3	0	4	2	0	0	2	2	2	1	11	5
10:45	7	0	4	3	3	1	1	1	1	1	16	6
11:00	1	1	3	1	0	0	3	2	2	3	9	7
11:15	2	3	2	2	1	1	1	2	2	1	8	9
11:30	0	1	4	0	1	1	2	2	0	3	7	7
11:45	1	3	1	0	1	3	4	0	0	1	7	7
<b>Totals</b>	<b>37</b>	<b>141</b>	<b>42</b>	<b>158</b>	<b>33</b>	<b>143</b>	<b>36</b>	<b>143</b>	<b>31</b>	<b>136</b>	<b>179</b>	<b>721</b>
<b>Day Total</b>	<b>178</b>		<b>200</b>		<b>176</b>		<b>179</b>		<b>167</b>		<b>900</b>	
<b>AM Pct</b>	<b>20.8%</b>		<b>21.0%</b>		<b>18.8%</b>		<b>20.1%</b>		<b>18.6%</b>			

Peak Hour  
 Peak Volume  
 P.H.F

**AECOM**

7:00-8:00 AM	3	0	2	1	3	2
7:15-8:15 AM	1	1	2	3	3	2
7:30-8:30 AM	6	1	2	3	4	3
7:45-8:45 AM	7	3	2	3	3	4
8:00-9:00 AM	8	3	1	4	4	4

4:00-5:00 PM	20	17	29	21	15	20
4:15-5:15 PM	20	20	32	15	14	20
4:30-5:30 PM	18	19	24	12	15	18
4:45-5:45 PM	18	17	21	9	13	16
5:00-6:00 PM	21	24	19	10	15	18

Client: AECOM  
 File Number:  
 Route: PS-5b  
 Location:

Site Ref: PS-5b  
 Direction: OUT

Count Date	4/24/2023		4/25/2023		4/26/2023		4/27/2023		4/28/2023			
Count Time	AM	PM	AM	PM	AM	PM	AM	PM	AM	PM	AM	PM
0:00	0	3	0	0	2	1	2	5	3	2	7	11
0:15	0	2	0	4	0	4	0	3	0	1	0	14
0:30	0	5	1	6	0	2	0	4	0	3	1	20
0:45	0	2	1	4	0	6	0	1	0	2	1	15
1:00	0	1	0	5	0	1	0	3	0	2	0	12
1:15	0	1	0	4	0	6	0	2	0	3	0	16
1:30	0	2	0	3	0	1	0	3	0	1	0	10
1:45	0	2	0	2	0	0	0	7	0	1	0	12
2:00	0	3	0	0	0	2	0	2	0	2	0	9
2:15	0	2	0	3	0	1	0	1	0	0	0	7
2:30	1	1	0	1	0	0	1	3	1	2	3	7
2:45	1	1	1	2	2	3	2	0	1	2	7	8
3:00	0	5	0	1	0	2	0	3	0	0	0	11
3:15	1	3	1	4	0	1	1	1	0	2	3	11
3:30	1	1	0	3	1	2	0	1	1	3	3	10
3:45	0	1	1	0	0	1	0	1	0	1	1	4
4:00	0	0	0	1	3	0	0	1	0	3	3	5
4:15	1	1	1	2	1	2	2	0	0	2	5	7
4:30	1	1	2	1	0	1	0	2	2	4	5	9
4:45	2	0	3	3	3	0	2	3	1	2	11	8
5:00	0	1	2	1	0	4	1	3	2	1	5	10
5:15	4	1	5	6	3	6	4	2	3	5	19	20
5:30	9	3	6	1	5	3	8	3	6	2	34	12
5:45	9	0	8	2	8	2	10	1	8	1	43	6
6:00	12	2	12	4	15	1	9	2	5	1	53	10
6:15	6	3	11	1	9	2	12	1	8	2	46	9
6:30	13	0	7	1	8	2	13	1	15	0	56	4
6:45	5	2	8	2	6	0	6	0	6	0	31	4
7:00	6	0	6	0	6	0	10	1	8	2	36	3
7:15	10	0	13	4	6	0	10	0	7	4	46	8
7:30	10	0	10	0	7	0	9	0	10	0	46	0
7:45	9	0	10	0	5	0	5	0	7	0	36	0
8:00	4	1	4	0	5	0	6	0	5	0	24	1
8:15	6	1	6	0	10	0	7	1	11	0	40	2
8:30	8	0	10	0	3	0	8	0	7	0	36	0
8:45	5	0	7	0	7	0	8	0	10	0	37	0
9:00	11	1	14	1	14	0	8	0	4	1	51	3
9:15	9	0	11	1	10	0	4	0	8	0	42	1
9:30	15	0	5	1	13	0	14	1	5	1	52	3
9:45	8	2	14	0	7	0	6	0	5	1	40	3
10:00	4	0	7	0	4	0	6	0	7	1	28	1
10:15	7	0	4	1	7	1	0	0	7	0	25	2
10:30	3	1	8	0	6	1	6	2	0	1	23	5
10:45	2	1	5	1	2	0	8	1	2	1	19	4
11:00	3	0	2	0	3	1	4	1	5	0	17	2
11:15	1	0	5	1	4	0	4	0	2	0	16	1
11:30	1	0	7	0	3	1	3	1	5	2	19	4
11:45	2	2	5	0	2	1	3	1	0	2	12	6
<b>Totals</b>	<b>190</b>	<b>58</b>	<b>223</b>	<b>77</b>	<b>190</b>	<b>61</b>	<b>202</b>	<b>68</b>	<b>177</b>	<b>66</b>	<b>982</b>	<b>330</b>
<b>Day Total</b>	<b>248</b>		<b>300</b>		<b>251</b>		<b>270</b>		<b>243</b>		<b>1312</b>	
<b>AM Pct</b>	76.6%		74.3%		75.7%		74.8%		72.8%			

Peak Hour  
 Peak Volume  
 P.H.F

**AECOM**

7:00-8:00 AM	35	39	24	34	32	33
7:15-8:15 AM	33	37	23	30	29	30
7:30-8:30 AM	29	30	27	27	33	29
7:45-8:45 AM	27	30	23	26	30	27
8:00-9:00 AM	23	27	25	29	33	27

4:00-5:00 PM	2	7	3	6	11	6
4:15-5:15 PM	3	7	7	8	9	7
4:30-5:30 PM	3	11	11	10	12	9
4:45-5:45 PM	5	11	13	11	10	10
5:00-6:00 PM	5	10	15	9	9	10

Client: AECOM  
 File Number:  
 RINe: Searsville East  
 Location:

Site Ref: Searsville  
 Direction: IN

Count Date	4/17/2023		4/18/2023		4/19/2023		4/20/2023		4/21/2023			
Count Time	AM	PM	AM	PM	AM	PM	AM	PM	AM	PM	AM	PM
0:00	0	1	0	3	3	0	0	5	1	1	4	10
0:15	0	2	0	1	0	4	4	3	0	3	4	13
0:30	0	4	0	2	0	3	0	2	0	1	0	12
0:45	0	1	0	3	1	6	0	2	0	0	1	12
1:00	0	1	0	2	0	3	0	10	0	1	0	17
1:15	0	3	0	4	0	1	0	2	0	1	0	11
1:30	0	2	0	1	0	2	0	0	0	1	0	6
1:45	0	1	0	3	0	0	0	1	1	1	1	6
2:00	0	5	0	0	0	5	0	1	0	5	0	16
2:15	0	9	0	7	0	5	0	5	0	4	0	30
2:30	0	1	0	6	0	0	0	4	0	3	0	14
2:45	0	4	0	4	0	1	0	2	0	0	0	11
3:00	0	4	0	2	0	1	0	2	0	0	0	9
3:15	0	5	0	0	0	1	0	1	0	0	0	7
3:30	0	2	0	6	0	4	0	2	0	2	0	16
3:45	0	1	0	11	0	6	0	1	0	2	0	21
4:00	0	2	0	4	0	2	0	1	1	2	1	11
4:15	0	1	0	11	0	5	0	3	0	0	0	20
4:30	0	10	0	6	1	6	0	4	0	3	1	29
4:45	0	2	0	3	1	2	0	3	1	2	2	12
5:00	0	2	0	3	0	4	0	5	0	4	0	18
5:15	0	5	0	7	1	8	1	2	0	0	2	22
5:30	0	1	0	10	1	7	2	2	1	2	4	22
5:45	0	2	0	6	0	4	0	5	2	0	2	17
6:00	0	3	0	24	0	7	0	2	0	1	0	37
6:15	2	1	4	17	0	1	1	4	0	5	7	28
6:30	0	1	1	15	4	5	5	2	4	0	14	23
6:45	1	0	9	3	3	6	0	6	0	2	13	17
7:00	1	3	5	3	2	2	0	1	0	1	8	10
7:15	2	0	8	8	1	0	0	0	0	0	11	8
7:30	0	0	4	7	4	1	0	4	1	0	9	12
7:45	0	2	2	5	4	3	1	0	3	0	10	10
8:00	0	2	4	2	3	0	0	1	5	0	12	5
8:15	1	0	7	0	5	1	2	0	2	0	17	1
8:30	0	0	0	10	1	0	0	0	2	0	3	10
8:45	1	0	8	0	4	0	1	0	0	0	14	0
9:00	1	1	17	1	3	2	1	1	0	7	22	12
9:15	3	1	14	0	5	2	0	2	1	1	23	6
9:30	1	1	15	1	1	0	4	0	0	0	21	2
9:45	1	1	0	2	1	0	1	1	1	1	4	5
10:00	1	0	0	0	2	0	1	0	0	0	4	0
10:15	0	0	0	0	0	0	1	1	5	0	6	1
10:30	0	1	3	1	0	1	1	3	2	0	6	6
10:45	3	0	1	0	1	0	2	0	0	0	7	0
11:00	1	0	0	0	1	0	3	0	0	0	5	0
11:15	0	0	1	0	2	0	2	0	2	1	7	1
11:30	4	0	0	0	0	3	0	0	1	0	5	3
11:45	4	0	8	0	1	0	6	2	0	2	19	4
<b>Totals</b>	<b>27</b>	<b>88</b>	<b>111</b>	<b>204</b>	<b>56</b>	<b>114</b>	<b>39</b>	<b>98</b>	<b>36</b>	<b>59</b>	<b>269</b>	<b>563</b>
<b>Day Total</b>	<b>115</b>		<b>315</b>		<b>170</b>		<b>137</b>		<b>95</b>		<b>832</b>	
<b>AM Pct</b>	23.5%		35.2%		32.9%		28.5%		37.9%			

Peak Hour  
 Peak Volume  
 P.H.F

**AECOM**

7:00-8:00 AM	3	19	11	1	4	8
7:15-8:15 AM	2	18	12	1	9	8
7:30-8:30 AM	1	17	16	3	11	10
7:45-8:45 AM	1	13	13	3	12	8
8:00-9:00 AM	2	19	13	3	9	9

4:00-5:00 PM	15	24	15	11	7	14
4:15-5:15 PM	15	23	17	15	9	16
4:30-5:30 PM	19	19	20	14	9	16
4:45-5:45 PM	10	23	21	12	8	15
5:00-6:00 PM	10	26	23	14	6	16

Client: AECOM  
 File Number:  
 Route: Searsville East  
 Location:

Site Ref: Searsville  
 Direction: OUT

Count Date	4/17/2023		4/18/2023		4/19/2023		4/20/2023		4/21/2023			
Count Time	AM	PM	AM	PM	AM	PM	AM	PM	AM	PM	AM	PM
0:00	0	1	0	2	1	2	0	4	0	2	1	11
0:15	0	5	0	3	0	2	1	7	0	3	1	20
0:30	0	3	0	2	0	4	0	2	0	0	0	11
0:45	0	1	0	4	0	3	0	3	0	1	0	12
1:00	0	1	0	1	0	0	0	2	1	1	1	5
1:15	0	1	0	0	0	3	0	3	0	1	0	8
1:30	0	1	0	3	0	3	0	0	0	1	0	8
1:45	0	1	0	2	0	1	0	3	0	2	0	9
2:00	0	4	0	4	0	6	0	4	0	3	0	21
2:15	1	1	1	1	0	0	0	1	0	2	2	5
2:30	0	1	0	2	0	1	0	1	0	0	0	5
2:45	0	0	0	0	0	2	0	2	0	1	0	5
3:00	0	1	0	8	0	0	0	2	0	0	0	11
3:15	0	0	0	8	0	2	0	0	0	1	0	11
3:30	0	1	0	8	0	4	0	0	0	2	0	15
3:45	0	0	0	4	0	4	0	1	0	0	0	9
4:00	0	0	0	2	0	0	0	0	0	2	0	4
4:15	0	2	0	1	0	1	0	1	0	0	0	5
4:30	0	1	0	6	0	1	0	0	0	0	0	8
4:45	1	0	0	4	1	1	0	2	0	0	2	7
5:00	0	1	3	4	0	1	1	1	0	0	4	7
5:15	0	0	0	0	4	5	1	0	0	0	5	5
5:30	0	1	1	3	0	2	0	1	1	0	2	7
5:45	1	2	2	1	0	1	0	0	0	0	3	4
6:00	0	2	3	12	1	1	1	2	1	2	6	19
6:15	5	1	9	11	1	0	1	1	5	1	21	14
6:30	0	0	16	0	5	1	4	0	1	0	26	1
6:45	1	0	3	0	2	2	0	0	0	1	6	3
7:00	2	0	1	1	1	2	0	0	0	0	4	3
7:15	0	0	6	0	2	0	0	0	0	1	8	1
7:30	1	0	2	0	2	0	3	0	4	0	12	0
7:45	1	2	4	0	3	3	2	1	1	1	11	7
8:00	0	2	6	0	5	2	1	3	0	0	12	7
8:15	2	0	6	0	1	0	0	0	3	2	12	2
8:30	0	0	0	1	1	1	1	1	0	2	2	5
8:45	1	0	2	0	3	0	1	0	2	0	9	0
9:00	1	0	7	0	2	0	5	0	1	2	16	2
9:15	3	0	6	0	6	0	5	0	3	0	23	0
9:30	6	0	6	0	5	1	4	2	2	0	23	3
9:45	5	1	3	0	3	0	2	0	2	1	15	2
10:00	7	1	3	1	5	0	3	0	0	1	18	3
10:15	3	0	26	0	2	1	8	0	2	0	41	1
10:30	0	0	15	1	7	0	8	0	0	0	30	1
10:45	1	0	7	0	6	0	8	0	2	0	24	0
11:00	8	0	8	0	6	2	7	0	1	1	30	3
11:15	3	0	5	0	4	1	3	0	2	0	17	1
11:30	3	0	10	0	2	4	3	1	1	0	19	5
11:45	4	0	9	0	4	0	6	1	0	0	23	1
<b>Totals</b>	<b>60</b>	<b>38</b>	<b>170</b>	<b>100</b>	<b>85</b>	<b>70</b>	<b>79</b>	<b>52</b>	<b>35</b>	<b>37</b>	<b>429</b>	<b>297</b>
<b>Day Total</b>	<b>98</b>		<b>270</b>		<b>155</b>		<b>131</b>		<b>72</b>		<b>726</b>	
<b>AM Pct</b>	61.2%		63.0%		54.8%		60.3%		48.6%			

Peak Hour  
 Peak Volume  
 P.H.F

**AECOM**

7:00-8:00 AM	4	13	8	5	5	7
7:15-8:15 AM	2	18	12	6	5	9
7:30-8:30 AM	4	18	11	6	8	9
7:45-8:45 AM	3	16	10	4	4	7
8:00-9:00 AM	3	14	10	3	5	7

4:00-5:00 PM	3	13	3	3	2	5
4:15-5:15 PM	4	15	4	4	0	5
4:30-5:30 PM	2	14	8	3	0	5
4:45-5:45 PM	2	11	9	4	0	5
5:00-6:00 PM	4	8	9	2	0	5

Client: AECOM  
 File Number:  
 Route: Searsville West  
 Location:

Site Ref: Searsville  
 Direction: IN

Count Date	4/24/2023		4/25/2023		4/26/2023		4/27/2023		4/28/2023			
Count Time	AM	PM	AM	PM	AM	PM	AM	PM	AM	PM	AM	PM
0:00	0	2	0	4	0	2	0	3	0	4	0	15
0:15	0	0	0	2	0	5	0	2	0	3	0	12
0:30	0	7	0	5	0	3	0	0	0	4	0	19
0:45	0	0	0	2	0	0	0	7	0	0	0	9
1:00	0	2	0	1	0	7	0	3	0	7	0	20
1:15	0	2	0	1	0	5	0	0	0	5	0	13
1:30	0	1	0	2	0	3	0	4	0	3	0	13
1:45	0	6	0	3	0	6	0	2	0	5	0	22
2:00	0	2	0	9	0	7	0	9	0	8	0	35
2:15	0	6	0	10	0	9	0	2	0	5	0	32
2:30	0	3	0	7	0	7	0	4	0	2	0	23
2:45	0	2	0	8	0	1	0	3	0	1	0	15
3:00	0	3	0	4	0	5	0	6	0	3	0	21
3:15	0	2	0	5	0	1	0	4	0	2	0	14
3:30	0	6	0	6	0	8	0	3	0	2	0	25
3:45	0	10	0	7	0	6	0	1	0	2	0	26
4:00	0	7	0	10	0	13	0	5	0	5	0	40
4:15	0	6	0	8	0	18	0	4	0	6	0	42
4:30	0	8	0	4	0	8	0	3	0	0	0	23
4:45	0	1	0	5	1	8	1	0	0	4	2	18
5:00	0	4	0	4	0	8	0	5	0	2	0	23
5:15	0	2	2	5	0	6	0	8	0	7	2	28
5:30	0	0	1	4	1	4	1	1	0	4	3	13
5:45	0	8	0	7	1	6	1	1	0	3	2	25
6:00	0	9	1	5	4	4	1	4	5	0	11	22
6:15	0	2	0	3	2	0	2	1	0	0	4	6
6:30	1	1	1	2	0	3	0	0	0	1	2	7
6:45	0	0	3	1	3	2	0	0	0	0	6	3
7:00	1	1	3	2	3	1	1	1	5	1	13	6
7:15	1	0	0	1	2	0	1	4	3	0	7	5
7:30	3	3	5	2	3	0	4	0	1	0	16	5
7:45	1	2	2	0	2	2	0	0	3	0	8	4
8:00	2	0	0	2	0	0	1	0	1	0	4	2
8:15	2	1	1	1	1	1	1	2	0	0	5	5
8:30	2	1	8	1	0	0	1	1	2	0	13	3
8:45	2	0	1	5	3	0	0	0	3	0	9	5
9:00	0	0	4	3	2	0	0	0	3	0	9	3
9:15	0	1	1	1	2	0	1	0	3	0	7	2
9:30	0	0	3	0	0	0	2	0	3	0	8	0
9:45	1	0	2	1	4	0	1	0	6	0	14	1
10:00	3	0	0	0	3	1	2	0	2	1	10	2
10:15	4	0	2	0	1	1	1	0	1	0	9	1
10:30	0	0	0	0	1	2	3	0	1	0	5	2
10:45	1	0	3	0	4	0	1	0	1	0	10	0
11:00	2	0	5	0	1	0	3	0	2	0	13	0
11:15	4	0	6	0	0	0	5	0	3	0	18	0
11:30	0	0	3	0	1	0	2	0	1	0	7	0
11:45	0	0	2	0	5	0	7	0	5	0	19	0
<b>Totals</b>	<b>30</b>	<b>111</b>	<b>59</b>	<b>153</b>	<b>50</b>	<b>163</b>	<b>43</b>	<b>93</b>	<b>54</b>	<b>90</b>	<b>236</b>	<b>610</b>
<b>Day Total</b>	<b>141</b>		<b>212</b>		<b>213</b>		<b>136</b>		<b>144</b>		<b>846</b>	
<b>AM Pct</b>	21.3%		27.8%		23.5%		31.6%		37.5%			

Peak Hour  
 Peak Volume  
 P.H.F

**AECOM**

7:00-8:00 AM	6	10	10	6	12	9
7:15-8:15 AM	7	7	7	6	8	7
7:30-8:30 AM	8	8	6	6	5	7
7:45-8:45 AM	7	11	3	3	6	6
8:00-9:00 AM	8	10	4	3	6	6

4:00-5:00 PM	22	27	47	12	15	25
4:15-5:15 PM	19	21	42	12	12	21
4:30-5:30 PM	15	18	30	16	13	18
4:45-5:45 PM	7	18	26	14	17	16
5:00-6:00 PM	14	20	24	15	16	18

Client: AECOM  
 File Number:  
 Route: Searsville West  
 Location:

Site Ref: Searsville  
 Direction: OUT

Count Date	4/24/2023		4/25/2023		4/26/2023		4/27/2023		4/28/2023		AM	PM
Count Time	AM	PM	AM	PM	AM	PM	AM	PM	AM	PM	AM	PM
0:00	0	1	0	1	0	3	0	6	0	2	0	13
0:15	0	1	0	2	0	2	0	0	0	4	0	9
0:30	0	0	0	5	0	1	0	1	0	0	0	7
0:45	0	1	0	3	0	3	0	1	0	1	0	9
1:00	0	0	0	4	0	2	0	3	0	0	0	9
1:15	0	2	0	0	0	3	0	4	0	2	0	11
1:30	0	0	0	1	0	3	0	0	0	3	0	7
1:45	0	1	0	1	0	1	0	1	0	2	0	6
2:00	0	0	0	1	0	0	0	2	0	4	0	7
2:15	0	1	0	1	0	1	2	3	0	3	2	9
2:30	0	0	0	4	0	3	0	1	0	1	0	9
2:45	0	0	0	0	0	2	0	2	0	1	0	5
3:00	0	1	0	1	1	1	0	0	0	1	1	4
3:15	0	1	0	3	0	4	0	3	0	0	0	11
3:30	0	0	0	1	0	4	0	0	0	1	0	6
3:45	0	0	0	2	0	3	0	0	0	0	0	5
4:00	0	0	0	4	0	3	0	2	0	0	0	9
4:15	0	1	0	0	0	2	0	0	0	0	0	3
4:30	2	0	1	2	0	3	0	1	0	1	3	7
4:45	1	0	0	3	1	1	0	0	1	1	3	5
5:00	0	2	0	1	2	2	2	1	0	0	4	6
5:15	2	0	2	1	3	1	1	1	2	2	10	5
5:30	7	0	4	2	4	3	6	1	2	1	23	7
5:45	6	0	10	4	7	6	8	0	6	1	37	11
6:00	0	2	5	4	5	1	5	1	1	0	16	8
6:15	1	1	4	3	6	1	5	0	3	2	19	7
6:30	3	0	5	0	3	0	3	0	1	0	15	0
6:45	1	0	5	1	6	0	3	1	8	1	23	3
7:00	7	0	8	1	4	0	2	2	3	0	24	3
7:15	5	0	5	1	6	0	7	0	5	0	28	1
7:30	8	2	10	1	7	0	3	3	5	0	33	6
7:45	6	0	13	1	7	0	7	0	5	1	38	2
8:00	6	0	8	0	8	1	5	1	2	0	29	2
8:15	6	0	5	0	5	0	3	1	2	0	21	1
8:30	2	1	6	0	4	0	4	0	7	0	23	1
8:45	3	0	7	0	2	0	5	0	3	0	20	0
9:00	6	0	4	1	3	0	6	0	3	0	22	1
9:15	1	0	2	1	3	2	3	0	4	0	13	3
9:30	1	0	1	0	2	0	2	0	1	0	7	0
9:45	1	0	2	0	5	0	0	0	3	1	11	1
10:00	0	0	4	0	3	3	3	0	0	0	10	3
10:15	2	0	1	0	4	1	3	0	0	0	10	1
10:30	0	0	15	0	4	0	1	0	1	0	21	0
10:45	4	0	7	0	7	0	0	0	1	0	19	0
11:00	1	0	4	0	5	0	1	0	0	0	11	0
11:15	2	0	2	0	4	0	1	0	3	1	12	1
11:30	3	0	5	0	5	0	2	0	0	0	15	0
11:45	3	0	1	0	3	0	0	0	4	0	11	0
<b>Totals</b>	<b>90</b>	<b>18</b>	<b>146</b>	<b>61</b>	<b>129</b>	<b>66</b>	<b>93</b>	<b>42</b>	<b>76</b>	<b>37</b>	<b>534</b>	<b>224</b>
<b>Day Total</b>	<b>108</b>		<b>207</b>		<b>195</b>		<b>135</b>		<b>113</b>		<b>758</b>	
<b>AM Pct</b>	83.3%		70.5%		66.2%		68.9%		67.3%			

Peak Hour  
 Peak Volume  
 P.H.F

**AECOM**

7:00-8:00 AM	26	36	24	19	18	25
7:15-8:15 AM	25	36	28	22	17	26
7:30-8:30 AM	26	36	27	18	14	24
7:45-8:45 AM	20	32	24	19	16	22
8:00-9:00 AM	17	26	19	17	14	19

4:00-5:00 PM	1	9	9	3	2	5
4:15-5:15 PM	3	6	8	2	2	4
4:30-5:30 PM	2	7	7	3	4	5
4:45-5:45 PM	2	7	7	3	4	5
5:00-6:00 PM	2	8	12	3	4	6



Client: AECOM  
 File Number:  
 Route: ARB CC  
 Location:

Site Ref: ARB CC  
 Direction: IN

Count Date	5/1/2023		5/2/2023		5/3/2023		5/4/2023		5/5/2023		AM	PM
	AM	PM	AM	PM	AM	PM	AM	PM	AM	PM		
0:00	0	1	0	2	0	1	0	1	0	1	0	6
0:15	0	3	0	3	0	1	0	1	0	2	0	10
0:30	0	1	0	2	0	3	0	0	0	3	0	9
0:45	0	3	0	1	0	4	0	1	0	2	0	11
1:00	0	1	0	1	0	1	0	2	0	2	0	7
1:15	0	2	0	2	0	1	0	1	0	1	0	7
1:30	0	3	0	2	0	2	0	2	0	3	0	12
1:45	0	3	0	0	0	3	0	0	0	0	0	6
2:00	0	4	0	3	0	1	0	6	0	1	0	15
2:15	0	6	0	1	0	1	0	1	0	2	0	11
2:30	0	1	0	0	0	0	0	1	0	1	0	3
2:45	0	0	0	1	0	1	0	0	0	2	0	4
3:00	0	2	0	1	0	6	0	3	0	3	0	15
3:15	0	5	0	2	0	0	0	1	0	2	0	10
3:30	0	3	0	4	0	0	0	5	0	8	0	20
3:45	0	3	0	4	0	8	0	5	0	7	0	27
4:00	0	4	0	9	0	4	3	8	0	7	3	32
4:15	0	12	1	8	0	11	0	11	2	8	3	50
4:30	0	14	0	11	1	15	0	11	0	11	1	62
4:45	0	10	0	8	1	11	0	6	1	10	2	45
5:00	0	14	0	9	0	8	0	11	0	14	0	56
5:15	0	6	0	15	0	11	0	9	0	7	0	48
5:30	0	8	1	9	0	11	0	6	0	1	1	35
5:45	0	3	1	9	1	7	2	5	2	3	6	27
6:00	1	8	0	2	1	3	1	8	0	3	3	24
6:15	3	1	2	2	2	6	1	2	0	9	8	20
6:30	1	0	0	0	2	1	1	2	2	0	6	3
6:45	1	0	1	1	2	0	1	1	0	1	5	3
7:00	2	2	1	0	1	1	1	1	2	0	7	4
7:15	2	0	1	0	2	0	3	0	3	0	11	0
7:30	7	0	2	0	2	2	1	0	4	0	16	2
7:45	6	1	5	0	5	0	6	0	4	0	26	1
8:00	8	0	7	0	6	0	8	0	4	1	33	1
8:15	12	0	16	0	19	2	12	0	14	0	73	2
8:30	8	0	18	0	16	0	22	0	19	0	83	0
8:45	17	0	12	0	15	0	17	0	10	0	71	0
9:00	9	0	17	0	10	0	8	0	13	0	57	0
9:15	16	0	11	0	10	0	11	0	15	0	63	0
9:30	6	0	9	0	6	0	6	0	4	0	31	0
9:45	4	0	9	0	7	0	7	0	5	0	32	0
10:00	5	0	3	0	7	0	5	0	1	1	21	1
10:15	3	0	1	0	7	0	1	0	0	0	12	0
10:30	6	0	1	0	3	2	1	1	1	0	12	3
10:45	1	0	2	0	2	0	4	0	5	0	14	0
11:00	2	0	0	0	0	0	1	1	1	1	4	2
11:15	2	0	0	0	3	3	2	0	0	0	7	3
11:30	4	0	0	0	3	0	1	0	1	0	9	0
11:45	2	0	0	0	0	0	0	0	0	0	2	0
<b>Totals</b>	<b>128</b>	<b>124</b>	<b>121</b>	<b>112</b>	<b>134</b>	<b>131</b>	<b>126</b>	<b>113</b>	<b>113</b>	<b>117</b>	<b>622</b>	<b>597</b>
<b>Day Total</b>	<b>252</b>		<b>233</b>		<b>265</b>		<b>239</b>		<b>230</b>		<b>1219</b>	
<b>AM Pct</b>	50.8%		51.9%		50.6%		52.7%		49.1%			

Peak Hour  
 Peak Volume  
 P.H.F

**AECOM**

7:00-8:00 AM	17	9	10	11	13	12
7:15-8:15 AM	23	15	15	18	15	17
7:30-8:30 AM	33	30	32	27	26	30
7:45-8:45 AM	34	46	46	48	41	43
8:00-9:00 AM	45	53	56	59	47	52

4:00-5:00 PM	40	36	41	36	36	38
4:15-5:15 PM	50	36	45	39	43	43
4:30-5:30 PM	44	43	45	37	42	42
4:45-5:45 PM	38	41	41	32	32	37
5:00-6:00 PM	31	42	37	31	25	33

Client: AECOM  
 File Number:  
 Route: ARB CC  
 Location:

Site Ref: ARB CC  
 Direction: OUT

Count Date	5/1/2023		5/2/2023		5/3/2023		5/4/2023		5/5/2023		AM	PM
	AM	PM	AM	PM	AM	PM	AM	PM	AM	PM		
0:00	0	2	0	3	1	1	0	4	0	1	1	11
0:15	0	1	0	4	0	1	0	1	0	1	0	8
0:30	0	2	0	3	0	4	0	5	0	1	0	15
0:45	0	5	0	0	0	8	0	0	0	6	0	19
1:00	0	3	0	1	0	3	0	3	0	1	0	11
1:15	0	2	0	1	0	1	0	3	0	6	0	13
1:30	0	1	0	3	0	1	0	3	0	4	0	12
1:45	0	3	0	1	0	1	0	2	0	1	0	8
2:00	0	4	1	2	1	1	1	7	4	3	7	17
2:15	0	6	0	4	0	2	0	2	0	1	0	15
2:30	0	6	0	3	0	9	0	1	0	1	0	20
2:45	0	2	0	2	0	6	0	3	0	5	0	18
3:00	0	3	0	1	0	1	0	1	0	3	0	9
3:15	0	6	0	3	0	3	0	2	0	4	0	18
3:30	0	1	0	3	0	4	0	5	0	2	0	15
3:45	0	9	0	3	0	3	0	9	0	7	0	31
4:00	0	5	0	5	0	9	0	5	0	12	0	36
4:15	0	8	1	14	0	8	0	4	0	9	1	43
4:30	0	12	0	10	0	13	0	10	1	6	1	51
4:45	0	14	0	14	0	16	0	20	1	17	1	81
5:00	0	8	0	5	3	10	0	8	0	10	3	41
5:15	0	17	0	20	0	11	0	8	0	15	0	71
5:30	1	12	1	9	0	15	0	12	0	7	2	55
5:45	0	11	0	9	0	9	0	9	0	4	0	42
6:00	0	10	0	13	1	9	0	6	0	5	1	43
6:15	1	6	0	4	0	6	2	9	0	7	3	32
6:30	1	5	1	3	1	3	0	0	0	1	3	12
6:45	1	0	0	3	1	1	1	4	0	4	3	12
7:00	0	3	0	1	1	1	0	2	1	3	2	10
7:15	2	2	2	3	3	4	2	2	2	3	11	14
7:30	3	4	1	0	4	1	3	2	3	3	14	10
7:45	8	0	2	1	4	0	3	1	4	1	21	3
8:00	7	3	7	2	5	0	9	1	6	2	34	8
8:15	9	0	6	1	8	3	4	0	6	0	33	4
8:30	10	1	14	1	18	1	16	2	19	2	77	7
8:45	14	4	16	2	10	1	9	1	14	0	63	8
9:00	12	2	11	1	16	1	19	2	9	2	67	8
9:15	10	0	18	2	10	1	11	0	16	0	65	3
9:30	6	2	8	0	7	3	6	3	3	2	30	10
9:45	9	0	6	2	9	0	11	3	5	4	40	9
10:00	5	0	4	0	7	0	5	0	6	0	27	0
10:15	3	0	4	0	3	0	5	0	3	0	18	0
10:30	4	0	8	0	5	0	2	0	4	0	23	0
10:45	4	0	3	0	9	0	4	0	3	0	23	0
11:00	5	0	1	0	3	1	4	0	2	0	15	1
11:15	4	0	5	0	2	2	3	1	2	0	16	3
11:30	5	0	2	0	3	0	6	0	5	0	21	0
11:45	5	0	3	0	2	0	2	0	3	0	15	0
<b>Totals</b>	<b>129</b>	<b>185</b>	<b>125</b>	<b>162</b>	<b>137</b>	<b>178</b>	<b>128</b>	<b>166</b>	<b>122</b>	<b>166</b>	<b>641</b>	<b>857</b>
<b>Day Total</b>	<b>314</b>		<b>287</b>		<b>315</b>		<b>294</b>		<b>288</b>		<b>1498</b>	
<b>AM Pct</b>	41.1%		43.6%		43.5%		43.5%		42.4%			

Peak Hour  
 Peak Volume  
 P.H.F

**AECOM**

7:00-8:00 AM	13	5	12	8	10	10
7:15-8:15 AM	20	12	16	17	15	16
7:30-8:30 AM	27	16	21	19	19	20
7:45-8:45 AM	34	29	35	32	35	33
8:00-9:00 AM	40	43	41	38	45	41

4:00-5:00 PM	39	43	46	39	44	42
4:15-5:15 PM	42	43	47	42	42	43
4:30-5:30 PM	51	49	50	46	48	49
4:45-5:45 PM	51	48	52	48	49	50
5:00-6:00 PM	48	43	45	37	36	42

Client: AECOM  
 File Number:  
 Route: L-17a  
 Location:

Site Ref: L-17a  
 Direction: IN

Count Date	5/1/2023		5/2/2023		5/3/2023		5/4/2023		5/5/2023		AM	PM
	AM	PM	AM	PM	AM	PM	AM	PM	AM	PM		
0:00	0	4	0	2	0	4	0	7	0	5	0	22
0:15	0	1	0	7	0	7	0	8	2	5	2	28
0:30	1	5	0	6	0	7	0	5	0	4	1	27
0:45	0	5	0	5	0	4	0	10	0	3	0	27
1:00	0	3	0	3	0	8	0	4	0	7	0	25
1:15	0	2	0	2	0	7	1	5	0	5	1	21
1:30	0	4	0	11	0	5	0	8	0	1	0	29
1:45	0	6	0	2	0	7	0	1	0	3	0	19
2:00	0	5	1	5	1	13	1	7	1	4	4	34
2:15	0	5	0	2	0	3	0	5	0	5	0	20
2:30	0	2	0	3	0	6	0	3	0	4	0	18
2:45	0	3	0	4	0	10	0	3	1	3	1	23
3:00	0	3	0	6	0	6	0	4	0	5	0	24
3:15	0	5	0	8	0	4	0	3	0	4	0	24
3:30	0	2	0	4	0	2	0	5	0	4	0	17
3:45	0	6	0	6	0	4	0	9	0	2	0	27
4:00	0	1	0	9	0	8	0	7	0	7	0	32
4:15	0	7	0	10	0	5	0	3	0	9	0	34
4:30	0	9	0	6	0	11	0	11	0	10	0	47
4:45	0	6	0	9	0	12	0	4	0	5	0	36
5:00	1	7	1	12	0	8	0	10	0	7	2	44
5:15	2	10	1	11	4	7	3	7	2	7	12	42
5:30	7	5	5	1	4	9	3	8	4	10	23	33
5:45	5	6	4	1	2	5	6	4	4	8	21	24
6:00	2	9	6	8	2	5	3	14	3	8	16	44
6:15	5	7	7	10	8	14	8	6	10	8	38	45
6:30	10	3	10	0	10	0	14	2	7	1	51	6
6:45	18	0	17	1	13	0	14	1	13	1	75	3
7:00	13	0	16	2	21	1	16	0	16	1	82	4
7:15	19	0	20	1	16	0	19	1	24	0	98	2
7:30	27	0	17	1	18	0	22	1	22	0	106	2
7:45	20	3	20	1	32	0	16	0	16	0	104	4
8:00	36	0	40	0	29	0	34	1	33	1	172	2
8:15	44	0	42	0	33	0	36	1	37	0	192	1
8:30	53	1	38	0	51	0	34	0	39	0	215	1
8:45	42	3	43	0	47	0	46	1	46	0	224	4
9:00	41	1	54	0	40	0	42	0	26	1	203	2
9:15	43	0	34	0	36	1	21	1	26	0	160	2
9:30	18	0	16	0	35	0	25	0	25	0	119	0
9:45	20	0	18	0	14	0	16	0	16	1	84	1
10:00	15	1	10	1	9	1	14	0	13	0	61	3
10:15	16	1	11	1	12	1	11	2	16	1	66	6
10:30	11	1	5	0	4	1	10	0	5	0	35	2
10:45	9	0	7	1	2	0	9	2	5	2	32	5
11:00	8	0	8	0	6	0	5	1	5	0	32	1
11:15	4	0	11	0	6	0	3	0	6	1	30	1
11:30	5	0	8	0	2	0	4	0	3	1	22	1
11:45	4	0	8	0	3	1	7	0	4	0	26	1
<b>Totals</b>	<b>499</b>	<b>142</b>	<b>478</b>	<b>162</b>	<b>460</b>	<b>187</b>	<b>443</b>	<b>175</b>	<b>430</b>	<b>154</b>	<b>2310</b>	<b>820</b>
<b>Day Total</b>	<b>641</b>		<b>640</b>		<b>647</b>		<b>618</b>		<b>584</b>		<b>3130</b>	
<b>AM Pct</b>	<b>77.8%</b>		<b>74.7%</b>		<b>71.1%</b>		<b>71.7%</b>		<b>73.6%</b>			

Peak Hour  
 Peak Volume  
 P.H.F

**AECOM**

7:00-8:00 AM	79	73	87	73	78	78
7:15-8:15 AM	102	97	95	91	95	96
7:30-8:30 AM	127	119	112	108	108	115
7:45-8:45 AM	153	140	145	120	125	137
8:00-9:00 AM	175	163	160	150	155	161

4:00-5:00 PM	23	34	36	25	31	30
4:15-5:15 PM	29	37	36	28	31	32
4:30-5:30 PM	32	38	38	32	29	34
4:45-5:45 PM	28	33	36	29	29	31
5:00-6:00 PM	28	25	29	29	32	29

Client: AECOM  
 File Number:  
 Route: L-17a  
 Location:

Site Ref: L-17a  
 Direction: OUT

Count Date	5/1/2023		5/2/2023		5/3/2023		5/4/2023		5/5/2023			
Count Time	AM	PM	AM	PM	AM	PM	AM	PM	AM	PM	AM	PM
0:00	0	6	2	6	0	2	1	6	0	2	3	22
0:15	0	4	0	6	1	7	1	5	1	8	3	30
0:30	0	7	0	8	0	7	1	11	1	6	2	39
0:45	0	5	0	7	0	6	0	6	1	3	1	27
1:00	0	2	0	12	0	4	0	5	0	8	0	31
1:15	0	5	0	2	0	6	0	9	0	9	0	31
1:30	0	10	0	11	0	6	2	13	0	6	2	46
1:45	0	6	0	8	0	6	0	6	0	5	0	31
2:00	0	8	1	7	1	6	2	5	2	10	6	36
2:15	0	9	0	11	0	9	1	11	0	8	1	48
2:30	0	9	0	9	1	4	0	11	3	13	4	46
2:45	0	7	0	16	0	12	0	7	1	10	1	52
3:00	0	18	0	14	0	14	0	23	0	14	0	83
3:15	0	21	0	19	0	16	0	27	1	17	1	100
3:30	0	26	0	20	0	25	0	21	0	21	0	113
3:45	0	16	0	15	0	15	0	13	0	13	0	72
4:00	0	20	0	17	0	27	0	23	0	19	0	106
4:15	1	26	0	16	0	23	0	11	1	19	2	95
4:30	1	23	0	30	0	25	0	18	0	25	1	121
4:45	0	23	0	17	0	40	0	24	0	23	0	127
5:00	0	28	0	30	0	27	0	27	0	33	0	145
5:15	0	29	0	20	0	29	0	27	0	21	0	126
5:30	1	29	0	25	0	26	0	25	0	27	1	132
5:45	0	22	0	18	0	27	0	32	0	31	0	130
6:00	2	18	1	25	0	22	2	24	1	17	6	106
6:15	2	18	2	22	1	26	1	18	0	16	6	100
6:30	1	21	1	29	1	24	0	18	2	18	5	110
6:45	3	14	1	17	1	11	1	19	1	19	7	80
7:00	1	8	1	7	3	8	1	10	1	8	7	41
7:15	3	7	2	9	2	5	4	3	0	3	11	27
7:30	3	11	1	9	2	7	2	6	1	3	9	36
7:45	0	8	1	4	4	6	3	5	4	4	12	27
8:00	5	3	10	4	6	5	6	3	8	5	35	20
8:15	8	5	9	0	10	5	14	6	6	0	47	16
8:30	14	2	9	5	7	1	11	2	13	2	54	12
8:45	10	2	9	1	10	2	13	2	4	0	46	7
9:00	3	2	4	0	7	2	10	1	12	2	36	7
9:15	11	2	13	1	8	1	7	1	10	0	49	5
9:30	9	0	5	2	14	1	8	0	12	2	48	5
9:45	4	0	11	0	5	1	5	3	6	4	31	8
10:00	6	1	5	0	8	1	7	0	5	1	31	3
10:15	1	0	4	2	5	2	4	3	7	2	21	9
10:30	4	0	6	2	8	1	5	2	3	0	26	5
10:45	7	0	8	0	6	0	9	2	3	0	33	2
11:00	4	1	4	0	2	0	7	0	3	2	20	3
11:15	9	0	5	1	8	0	1	2	7	0	30	3
11:30	0	0	7	3	4	1	6	1	4	1	21	6
11:45	6	1	3	0	8	1	5	0	5	1	27	3
<b>Totals</b>	<b>119</b>	<b>483</b>	<b>125</b>	<b>487</b>	<b>133</b>	<b>502</b>	<b>140</b>	<b>497</b>	<b>129</b>	<b>461</b>	<b>646</b>	<b>2430</b>
<b>Day Total</b>	<b>602</b>		<b>612</b>		<b>635</b>		<b>637</b>		<b>590</b>		<b>3076</b>	
<b>AM Pct</b>	19.8%		20.4%		20.9%		22.0%		21.9%			

Peak Hour  
 Peak Volume  
 P.H.F

**AECOM**

7:00-8:00 AM	7	5	11	10	6	8
7:15-8:15 AM	11	14	14	15	13	13
7:30-8:30 AM	16	21	22	25	19	21
7:45-8:45 AM	27	29	27	34	31	30
8:00-9:00 AM	37	37	33	44	31	36

4:00-5:00 PM	92	80	115	76	86	90
4:15-5:15 PM	100	93	115	80	100	98
4:30-5:30 PM	103	97	121	96	102	104
4:45-5:45 PM	109	92	122	103	104	106
5:00-6:00 PM	108	93	109	111	112	107

Client: AECOM  
 File Number:  
 Route: L-18a  
 Location:

Site Ref: L-18a  
 Direction: IN

Count Date	5/1/2023		5/2/2023		5/3/2023		5/4/2023		5/5/2023		AM	PM
	AM	PM	AM	PM	AM	PM	AM	PM	AM	PM		
0:00	0	2	0	3	0	4	0	6	0	2	0	17
0:15	0	4	0	4	0	5	0	3	0	2	0	18
0:30	0	5	0	6	0	3	0	2	0	3	0	19
0:45	0	2	0	3	0	0	0	3	0	4	0	12
1:00	0	1	0	2	0	2	0	0	0	5	0	10
1:15	0	0	0	0	0	1	0	3	0	2	0	6
1:30	0	7	0	1	0	1	0	5	0	4	0	18
1:45	0	3	0	1	0	4	0	0	1	1	1	9
2:00	0	2	0	4	0	0	0	2	0	1	0	9
2:15	0	0	0	1	0	3	0	3	0	0	0	7
2:30	0	3	0	3	0	1	0	1	0	4	0	12
2:45	0	1	0	6	0	1	0	2	0	0	0	10
3:00	0	1	0	3	0	0	0	2	0	1	0	7
3:15	0	1	0	1	0	0	0	4	0	4	0	10
3:30	0	1	0	6	0	3	0	5	0	11	0	26
3:45	0	3	0	1	0	2	0	2	0	1	0	9
4:00	0	1	0	4	0	1	0	5	0	5	0	16
4:15	2	2	3	5	1	2	0	0	0	4	6	13
4:30	5	2	3	8	1	3	2	1	1	6	12	20
4:45	1	2	3	8	1	2	2	4	3	8	10	24
5:00	4	1	3	3	8	0	4	1	7	5	26	10
5:15	8	3	5	3	4	2	7	2	3	1	27	11
5:30	12	4	10	6	8	1	11	5	4	4	45	20
5:45	11	5	12	6	15	0	18	0	17	7	73	18
6:00	20	2	13	6	20	0	20	1	18	3	91	12
6:15	32	4	40	8	31	1	31	2	30	1	164	16
6:30	29	2	21	2	28	1	26	2	25	0	129	7
6:45	20	0	13	4	17	0	13	0	12	0	75	4
7:00	16	0	7	0	11	0	13	0	9	0	56	0
7:15	14	3	12	2	14	1	11	3	3	3	54	12
7:30	4	1	2	2	5	2	13	0	7	0	31	5
7:45	14	3	10	2	10	5	15	0	8	3	57	13
8:00	5	0	6	2	5	0	10	1	1	0	27	3
8:15	1	0	5	1	3	0	4	1	4	2	17	4
8:30	8	0	7	0	6	0	6	0	7	0	34	0
8:45	8	0	3	0	4	0	4	0	4	2	23	2
9:00	7	1	5	0	7	0	4	1	4	0	27	2
9:15	4	0	4	0	1	0	3	0	3	0	15	0
9:30	4	0	7	2	6	0	1	0	2	0	20	2
9:45	4	0	1	0	3	0	3	2	5	0	16	2
10:00	2	0	6	0	1	0	8	0	2	0	19	0
10:15	3	0	9	0	6	0	4	1	2	0	24	1
10:30	3	0	3	0	4	0	4	0	3	0	17	0
10:45	3	0	6	0	5	0	6	0	3	0	23	0
11:00	4	0	5	0	3	0	4	0	3	0	19	0
11:15	5	2	4	1	0	0	1	0	2	0	12	3
11:30	2	0	1	0	8	1	4	0	6	0	21	1
11:45	5	2	2	0	6	0	11	0	8	0	32	2
<b>Totals</b>	<b>260</b>	<b>76</b>	<b>231</b>	<b>120</b>	<b>242</b>	<b>52</b>	<b>263</b>	<b>75</b>	<b>207</b>	<b>99</b>	<b>1203</b>	<b>422</b>
<b>Day Total</b>	<b>336</b>		<b>351</b>		<b>294</b>		<b>338</b>		<b>306</b>		<b>1625</b>	
<b>AM Pct</b>	77.4%		65.8%		82.3%		77.8%		67.6%			

Peak Hour  
 Peak Volume  
 P.H.F

**AECOM**

7:00-8:00 AM	48	31	40	52	27	40
7:15-8:15 AM	37	30	34	49	19	34
7:30-8:30 AM	24	23	23	42	20	26
7:45-8:45 AM	28	28	24	35	20	27
8:00-9:00 AM	22	21	18	24	16	20

4:00-5:00 PM	7	25	8	10	23	15
4:15-5:15 PM	7	24	7	6	23	13
4:30-5:30 PM	8	22	7	8	20	13
4:45-5:45 PM	10	20	5	12	18	13
5:00-6:00 PM	13	18	3	8	17	12

Client: AECOM  
 File Number:  
 Route: L-18a  
 Location:

Site Ref: L-18a  
 Direction: OUT

Count Date	5/1/2023		5/2/2023		5/3/2023		5/4/2023		5/5/2023			
	AM	PM	AM	PM	AM	PM	AM	PM	AM	PM	AM	PM
0:00	0	0	0	3	0	3	0	2	0	4	0	12
0:15	0	1	0	2	0	0	0	1	0	1	0	5
0:30	0	2	0	1	0	6	1	4	0	2	1	15
0:45	0	6	0	3	2	1	0	3	0	0	2	13
1:00	0	0	1	4	0	2	0	0	0	0	1	6
1:15	0	1	0	0	0	1	0	1	0	2	0	5
1:30	0	2	3	0	0	2	0	2	0	0	3	6
1:45	1	3	0	5	0	3	0	1	3	1	4	13
2:00	0	5	0	1	0	3	2	2	0	5	2	16
2:15	0	0	0	3	0	2	0	0	2	3	2	8
2:30	0	1	0	1	0	1	0	2	0	4	0	9
2:45	0	0	0	3	0	4	0	2	0	1	0	10
3:00	0	12	0	3	0	1	0	4	0	4	0	24
3:15	0	7	0	15	0	4	0	7	0	10	0	43
3:30	0	14	0	7	0	4	1	7	3	5	4	37
3:45	0	5	0	1	0	4	0	8	0	3	0	21
4:00	0	1	0	3	0	5	0	6	0	4	0	19
4:15	0	7	0	7	0	6	0	7	0	3	0	30
4:30	0	4	0	3	0	8	0	8	0	4	0	27
4:45	0	6	0	4	0	3	0	4	0	5	0	22
5:00	0	5	0	7	0	11	0	5	0	5	0	33
5:15	1	8	0	10	0	5	0	8	0	8	1	39
5:30	0	0	0	3	0	5	1	2	0	7	1	17
5:45	1	4	0	5	0	8	2	5	0	6	3	28
6:00	1	11	0	6	0	4	1	4	1	10	3	35
6:15	0	8	0	13	1	3	0	11	0	9	1	44
6:30	2	6	1	6	2	5	2	10	2	6	9	33
6:45	0	3	0	10	0	7	3	5	2	11	5	36
7:00	0	7	1	11	1	7	1	9	0	3	3	37
7:15	1	9	1	10	1	9	3	8	1	5	7	41
7:30	0	10	1	8	3	9	4	6	2	12	10	45
7:45	0	7	2	5	0	3	0	3	2	10	4	28
8:00	0	3	0	4	0	7	0	4	0	5	0	23
8:15	2	0	0	0	0	4	0	2	0	3	2	9
8:30	2	0	0	1	0	4	1	4	0	0	3	9
8:45	0	1	0	1	0	4	0	1	0	3	0	10
9:00	1	0	2	0	2	3	0	1	3	0	8	4
9:15	4	0	0	0	0	0	1	0	0	3	5	3
9:30	3	1	3	0	2	1	1	2	1	0	10	4
9:45	0	0	0	0	0	0	0	2	1	0	1	2
10:00	1	1	1	0	0	1	3	0	0	0	5	2
10:15	2	0	2	1	4	0	0	0	0	0	8	1
10:30	1	3	2	1	1	0	2	0	0	0	6	4
10:45	0	0	1	1	3	1	0	0	4	0	8	2
11:00	4	0	2	0	2	1	2	0	0	1	10	2
11:15	2	1	3	0	1	0	2	0	2	0	10	1
11:30	3	2	2	0	3	0	0	0	4	1	12	3
11:45	1	0	0	0	3	0	4	0	4	0	12	0
<b>Totals</b>	<b>33</b>	<b>167</b>	<b>28</b>	<b>172</b>	<b>31</b>	<b>165</b>	<b>37</b>	<b>163</b>	<b>37</b>	<b>169</b>	<b>166</b>	<b>836</b>
<b>Day Total</b>	<b>200</b>		<b>200</b>		<b>196</b>		<b>200</b>		<b>206</b>		<b>1002</b>	
<b>AM Pct</b>	16.5%		14.0%		15.8%		18.5%		18.0%			

Peak Hour  
 Peak Volume  
 P.H.F

**AECOM**

7:00-8:00 AM	1	5	5	8	5	5
7:15-8:15 AM	1	4	4	7	5	4
7:30-8:30 AM	2	3	3	4	4	3
7:45-8:45 AM	4	2	0	1	2	2
8:00-9:00 AM	4	0	0	1	0	1

4:00-5:00 PM	18	17	22	25	16	20
4:15-5:15 PM	22	21	28	24	17	22
4:30-5:30 PM	23	24	27	25	22	24
4:45-5:45 PM	19	24	24	19	25	22
5:00-6:00 PM	17	25	29	20	26	23

Client: AECOM  
 File Number:  
 Route: L-18b  
 Location:

Site Ref: L-18b  
 Direction: IN

Count Date	5/1/2023		5/2/2023		5/3/2023		5/4/2023		5/5/2023		AM	PM
	AM	PM	AM	PM	AM	PM	AM	PM	AM	PM		
0:00	0	3	0	3	0	1	0	1	0	2	0	10
0:15	0	1	0	0	0	1	0	5	0	2	0	9
0:30	0	4	0	2	0	1	1	7	0	3	1	17
0:45	0	7	0	0	0	4	0	3	0	2	0	16
1:00	2	1	0	6	0	3	0	7	0	0	2	17
1:15	0	4	0	0	0	1	0	8	0	0	0	13
1:30	0	2	0	2	0	3	0	2	0	1	0	10
1:45	0	5	0	5	0	0	0	1	0	0	0	11
2:00	0	5	0	2	2	2	0	1	0	0	2	10
2:15	0	5	0	2	0	1	0	0	0	4	0	12
2:30	0	1	0	3	0	5	0	4	0	7	0	20
2:45	0	7	0	2	0	1	0	0	0	2	0	12
3:00	0	5	0	8	0	4	0	3	0	2	0	22
3:15	0	3	0	8	0	4	0	3	0	2	0	20
3:30	0	4	0	3	0	5	0	1	0	3	0	16
3:45	0	5	0	5	0	3	0	4	0	5	0	22
4:00	0	3	0	4	0	6	0	5	0	6	0	24
4:15	0	3	0	7	0	3	0	2	0	3	0	18
4:30	1	3	0	3	0	9	0	8	0	5	1	28
4:45	0	3	0	3	0	0	1	2	0	5	1	13
5:00	0	2	0	3	1	5	0	8	1	0	2	18
5:15	0	8	0	4	1	8	0	2	2	2	3	24
5:30	5	4	1	1	6	3	3	2	3	4	18	14
5:45	5	3	6	6	3	8	1	8	0	2	15	27
6:00	3	3	2	5	8	3	4	4	5	5	22	20
6:15	5	1	10	4	7	4	7	2	7	2	36	13
6:30	8	2	8	2	3	1	16	2	6	2	41	9
6:45	5	1	9	0	7	0	5	2	5	4	31	7
7:00	9	3	5	3	5	4	10	2	6	2	35	14
7:15	5	0	0	0	6	0	5	0	7	0	23	0
7:30	3	1	6	2	13	5	9	2	5	0	36	10
7:45	2	0	11	0	4	0	4	1	2	4	23	5
8:00	5	2	9	3	6	3	2	2	3	0	25	10
8:15	10	0	4	1	7	1	10	3	13	0	44	5
8:30	6	1	8	2	4	3	5	1	7	1	30	8
8:45	6	0	14	0	4	0	15	0	9	2	48	2
9:00	7	0	5	0	16	2	6	0	6	1	40	3
9:15	11	2	5	2	9	2	6	2	6	2	37	10
9:30	8	0	3	0	4	0	6	0	6	0	27	0
9:45	3	0	6	0	6	0	8	0	6	0	29	0
10:00	9	0	1	0	3	0	7	3	1	0	21	3
10:15	3	0	3	0	4	0	6	0	7	0	23	0
10:30	7	0	5	0	4	0	4	0	5	0	25	0
10:45	5	0	8	0	8	0	9	0	3	0	33	0
11:00	0	0	3	0	4	2	8	0	5	0	20	2
11:15	2	0	2	0	5	0	4	1	1	0	14	1
11:30	4	0	8	0	2	0	5	0	5	0	24	0
11:45	2	0	4	0	4	0	5	0	3	0	18	0
<b>Totals</b>	<b>141</b>	<b>107</b>	<b>146</b>	<b>106</b>	<b>156</b>	<b>111</b>	<b>172</b>	<b>114</b>	<b>135</b>	<b>87</b>	<b>750</b>	<b>525</b>
<b>Day Total</b>	<b>248</b>		<b>252</b>		<b>267</b>		<b>286</b>		<b>222</b>		<b>1275</b>	
<b>AM Pct</b>	56.9%		57.9%		58.4%		60.1%		60.8%			

Peak Hour  
 Peak Volume  
 P.H.F

**AECOM**

7:00-8:00 AM	19	22	28	28	20	23
7:15-8:15 AM	15	26	29	20	17	21
7:30-8:30 AM	20	30	30	25	23	26
7:45-8:45 AM	23	32	21	21	25	24
8:00-9:00 AM	27	35	21	32	32	29

4:00-5:00 PM	12	17	18	17	19	17
4:15-5:15 PM	11	16	17	20	13	15
4:30-5:30 PM	16	13	22	20	12	17
4:45-5:45 PM	17	11	16	14	11	14
5:00-6:00 PM	17	14	24	20	8	17

Client: AECOM  
 File Number:  
 Route: L-18b  
 Location:

Site Ref: L-18b  
 Direction: OUT

Count Date	5/1/2023		5/2/2023		5/3/2023		5/4/2023		5/5/2023		AM	PM
	AM	PM	AM	PM	AM	PM	AM	PM	AM	PM		
0:00	0	4	1	1	2	0	0	0	0	6	3	11
0:15	0	0	0	0	0	0	0	0	0	0	0	0
0:30	0	0	0	2	1	2	0	1	0	0	1	5
0:45	0	2	0	0	0	0	0	3	0	3	0	8
1:00	0	0	0	0	0	1	0	0	0	1	0	2
1:15	0	0	0	2	0	0	2	0	0	3	2	5
1:30	2	4	0	3	0	2	0	3	0	1	2	13
1:45	0	3	0	1	0	0	0	2	0	1	0	7
2:00	0	1	0	2	0	3	0	0	0	0	0	6
2:15	0	2	0	2	0	3	0	3	0	2	0	12
2:30	0	0	0	4	0	2	0	5	0	3	0	14
2:45	0	2	0	0	0	2	0	1	0	1	0	6
3:00	0	2	0	1	0	8	0	1	0	0	0	12
3:15	0	4	0	2	0	2	0	6	0	0	0	14
3:30	0	2	0	3	0	0	0	1	0	3	0	9
3:45	0	7	0	4	0	2	0	2	0	1	0	16
4:00	0	7	0	2	0	5	0	2	0	3	0	19
4:15	0	6	0	4	0	5	1	1	0	7	1	23
4:30	0	3	1	4	0	0	0	1	0	5	1	13
4:45	0	3	0	5	0	6	0	7	0	9	0	30
5:00	0	4	0	9	0	2	0	3	0	3	0	21
5:15	0	11	0	9	0	9	0	6	0	5	0	40
5:30	0	8	0	10	0	7	0	5	0	6	0	36
5:45	0	4	0	2	0	3	0	4	0	1	0	14
6:00	0	2	1	1	0	4	1	6	0	4	2	17
6:15	1	3	0	1	0	4	0	0	1	1	2	9
6:30	0	1	1	5	0	1	0	1	0	3	1	11
6:45	1	2	1	6	3	4	2	2	0	2	7	16
7:00	1	2	0	0	0	2	0	5	1	0	2	9
7:15	1	0	0	2	0	0	1	1	3	0	5	3
7:30	0	4	2	7	2	8	2	1	0	4	6	24
7:45	0	2	2	2	0	0	0	2	1	3	3	9
8:00	0	1	1	2	0	2	0	2	0	3	1	10
8:15	0	2	0	1	0	1	0	0	2	0	2	4
8:30	1	0	0	1	0	3	2	2	1	3	4	9
8:45	0	2	0	0	0	3	0	0	1	2	1	7
9:00	1	2	0	0	0	1	1	2	3	2	5	7
9:15	0	0	2	1	2	0	2	0	0	0	6	1
9:30	0	0	0	2	1	2	0	0	1	0	2	4
9:45	1	1	1	1	0	1	2	1	0	1	4	5
10:00	0	0	3	0	1	0	3	0	2	0	9	0
10:15	4	0	2	0	0	0	0	0	3	0	9	0
10:30	0	0	1	0	3	0	0	0	0	0	4	0
10:45	0	0	0	1	2	0	3	0	0	0	5	1
11:00	0	0	2	0	0	1	2	0	0	0	4	1
11:15	0	2	0	3	0	2	1	2	0	0	1	9
11:30	1	0	1	0	0	0	2	0	0	0	4	0
11:45	1	0	0	1	0	0	1	0	0	0	2	1
<b>Totals</b>	<b>15</b>	<b>105</b>	<b>22</b>	<b>109</b>	<b>17</b>	<b>103</b>	<b>28</b>	<b>84</b>	<b>19</b>	<b>92</b>	<b>101</b>	<b>493</b>
<b>Day Total</b>	<b>120</b>		<b>131</b>		<b>120</b>		<b>112</b>		<b>111</b>		<b>594</b>	
<b>AM Pct</b>	12.5%		16.8%		14.2%		25.0%		17.1%			

Peak Hour  
 Peak Volume  
 P.H.F

**AECOM**

7:00-8:00 AM	2	4	2	3	5	3
7:15-8:15 AM	1	5	2	3	4	3
7:30-8:30 AM	0	5	2	2	3	2
7:45-8:45 AM	1	3	0	2	4	2
8:00-9:00 AM	1	1	0	2	4	2

4:00-5:00 PM	19	15	16	11	24	17
4:15-5:15 PM	16	22	13	12	24	17
4:30-5:30 PM	21	27	17	17	22	21
4:45-5:45 PM	26	33	24	21	23	25
5:00-6:00 PM	27	30	21	18	15	22



Client: AECOM  
 File Number:  
 Route: L-18c  
 Location:

Site Ref: L-18c  
 Direction: IN

Count Date	5/1/2023		5/2/2023		5/3/2023		5/4/2023		5/5/2023		AM	PM
	AM	PM	AM	PM	AM	PM	AM	PM	AM	PM		
0:00	0	2	0	6	0	6	0	8	1	4	1	26
0:15	0	1	2	2	0	0	0	4	0	3	2	10
0:30	0	1	0	1	0	8	0	5	0	2	0	17
0:45	0	5	0	8	0	8	0	5	0	6	0	32
1:00	0	2	0	8	0	4	0	10	0	3	0	27
1:15	0	3	0	5	0	5	0	7	0	3	0	23
1:30	0	1	0	5	0	4	0	5	0	2	0	17
1:45	0	4	0	2	0	8	0	2	1	4	1	20
2:00	0	2	3	3	1	3	1	2	4	5	9	15
2:15	0	2	2	2	2	9	2	5	3	9	9	27
2:30	0	3	0	5	0	4	0	1	0	0	0	13
2:45	0	2	0	1	0	3	0	4	0	3	0	13
3:00	0	3	0	5	0	3	0	0	0	2	0	13
3:15	0	1	0	3	0	2	0	0	0	1	0	7
3:30	1	2	0	4	0	1	2	7	1	2	4	16
3:45	0	2	0	3	0	2	0	0	0	0	0	7
4:00	0	0	0	1	0	4	0	1	0	3	0	9
4:15	0	1	0	1	0	1	1	2	0	2	1	7
4:30	0	2	0	2	0	3	0	0	0	1	0	8
4:45	0	0	0	1	0	5	0	1	2	3	2	10
5:00	3	0	2	3	3	0	0	0	2	4	10	7
5:15	0	9	0	5	0	1	2	1	0	3	2	19
5:30	0	0	0	1	0	3	0	1	0	2	0	7
5:45	0	2	2	2	1	3	1	1	0	3	4	11
6:00	6	0	4	0	3	4	5	3	2	1	20	8
6:15	7	4	9	2	4	1	6	0	8	2	34	9
6:30	7	3	2	0	10	0	8	0	4	1	31	4
6:45	3	1	8	0	5	5	3	1	4	2	23	9
7:00	5	0	1	0	6	0	6	3	7	0	25	3
7:15	8	0	2	3	4	0	5	0	7	1	26	4
7:30	5	0	7	2	2	0	4	3	5	2	23	7
7:45	6	0	5	0	5	0	1	1	7	5	24	6
8:00	2	0	1	0	6	2	11	4	5	1	25	7
8:15	6	0	5	0	4	1	12	0	7	2	34	3
8:30	3	0	7	0	3	0	7	2	8	2	28	4
8:45	7	0	10	1	10	0	14	2	8	0	49	3
9:00	5	0	13	0	8	0	7	0	3	2	36	2
9:15	9	0	4	1	6	0	1	0	6	0	26	1
9:30	8	0	6	0	10	0	5	1	8	0	37	1
9:45	7	0	5	0	5	0	6	0	0	0	23	0
10:00	5	0	3	0	6	0	1	0	10	0	25	0
10:15	8	2	1	0	8	1	5	1	2	1	24	5
10:30	2	1	2	2	3	1	11	1	1	1	19	6
10:45	8	0	4	1	7	0	9	1	6	0	34	2
11:00	7	1	6	0	6	4	6	1	5	0	30	6
11:15	2	0	6	0	5	0	5	0	5	0	23	0
11:30	0	1	3	0	1	0	3	2	1	1	8	4
11:45	3	0	0	2	3	0	3	0	2	0	11	2
<b>Totals</b>	<b>133</b>	<b>63</b>	<b>125</b>	<b>93</b>	<b>137</b>	<b>109</b>	<b>153</b>	<b>98</b>	<b>135</b>	<b>94</b>	<b>683</b>	<b>457</b>
<b>Day Total</b>	<b>196</b>		<b>218</b>		<b>246</b>		<b>251</b>		<b>229</b>		<b>1140</b>	
<b>AM Pct</b>	67.9%		57.3%		55.7%		61.0%		59.0%			

Peak Hour  
 Peak Volume  
 P.H.F

**AECOM**

7:00-8:00 AM	24	15	17	16	26	20
7:15-8:15 AM	21	15	17	21	24	20
7:30-8:30 AM	19	18	17	28	24	21
7:45-8:45 AM	17	18	18	31	27	22
8:00-9:00 AM	18	23	23	44	28	27

4:00-5:00 PM	3	5	13	4	9	7
4:15-5:15 PM	3	7	9	3	10	6
4:30-5:30 PM	11	11	9	2	11	9
4:45-5:45 PM	9	10	9	3	12	9
5:00-6:00 PM	11	11	7	3	12	9

Client: AECOM  
 File Number:  
 Route: L-18c  
 Location:

Site Ref: L-18c  
 Direction: OUT

Count Date	5/1/2023		5/2/2023		5/3/2023		5/4/2023		5/5/2023		AM	PM
	AM	PM	AM	PM	AM	PM	AM	PM	AM	PM		
0:00	2	12	1	3	0	4	0	3	3	5	6	27
0:15	0	7	0	1	2	10	0	5	0	11	2	34
0:30	0	8	0	0	1	8	0	6	0	4	1	26
0:45	0	1	0	5	0	7	0	7	0	4	0	24
1:00	0	1	0	11	0	2	0	4	2	4	2	22
1:15	0	3	0	9	0	6	0	10	0	10	0	38
1:30	0	3	1	6	0	3	0	7	0	10	1	29
1:45	0	7	0	7	1	4	0	2	0	5	1	25
2:00	0	5	0	9	0	7	0	8	1	8	1	37
2:15	0	1	0	15	0	8	0	2	1	3	1	29
2:30	0	15	0	6	1	9	0	11	0	9	1	50
2:45	0	2	0	6	0	12	0	3	0	3	0	26
3:00	0	6	0	13	0	9	0	17	0	10	0	55
3:15	0	9	0	6	0	17	0	13	0	13	0	58
3:30	0	17	0	19	0	12	0	21	0	15	0	84
3:45	0	13	0	9	0	11	0	18	0	17	0	68
4:00	0	10	0	11	0	7	0	8	0	6	0	42
4:15	0	15	1	30	0	13	0	29	0	19	1	106
4:30	0	9	0	13	0	13	0	11	0	16	0	62
4:45	1	21	0	13	0	15	0	22	2	16	3	87
5:00	3	19	0	14	0	9	1	15	2	11	6	68
5:15	4	25	2	16	7	20	6	22	3	15	22	98
5:30	6	10	1	17	2	19	4	10	2	12	15	68
5:45	2	24	4	15	5	15	5	17	7	10	23	81
6:00	6	11	5	13	5	17	5	16	2	16	23	73
6:15	10	4	7	7	5	16	3	5	4	15	29	47
6:30	3	12	2	20	5	9	4	12	2	10	16	63
6:45	5	7	5	4	4	8	6	15	6	2	26	36
7:00	5	8	7	5	3	11	3	8	8	6	26	38
7:15	4	7	4	9	5	12	5	2	5	5	23	35
7:30	3	14	4	12	4	18	7	8	8	6	26	58
7:45	7	6	6	8	6	4	4	5	4	11	27	34
8:00	3	4	7	5	6	12	3	11	3	6	22	38
8:15	9	2	6	3	5	3	7	4	5	1	32	13
8:30	6	4	5	2	4	1	6	2	5	5	26	14
8:45	11	4	7	5	8	8	7	8	8	2	41	27
9:00	1	0	6	3	6	3	5	2	5	3	23	11
9:15	1	0	1	0	6	4	3	4	2	6	13	14
9:30	6	3	7	0	5	1	3	1	2	0	23	5
9:45	0	1	3	0	1	2	5	3	0	3	9	9
10:00	7	2	4	2	6	1	4	2	3	0	24	7
10:15	2	4	2	3	2	0	4	2	2	1	12	10
10:30	6	2	10	3	5	0	4	0	2	0	27	5
10:45	6	3	9	1	8	2	9	0	4	0	36	6
11:00	4	5	2	1	4	5	4	5	3	4	17	20
11:15	2	3	4	5	1	1	7	3	3	1	17	13
11:30	10	1	2	2	7	3	6	0	4	2	29	8
11:45	6	1	4	3	5	0	5	0	4	0	24	4
<b>Totals</b>	<b>141</b>	<b>351</b>	<b>129</b>	<b>370</b>	<b>135</b>	<b>381</b>	<b>135</b>	<b>389</b>	<b>117</b>	<b>341</b>	<b>657</b>	<b>1832</b>
<b>Day Total</b>	<b>492</b>		<b>499</b>		<b>516</b>		<b>524</b>		<b>458</b>		<b>2489</b>	
<b>AM Pct</b>	28.7%		25.9%		26.2%		25.8%		25.5%			

Peak Hour  
 Peak Volume  
 P.H.F

**AECOM**

7:00-8:00 AM	19	21	18	19	25	20
7:15-8:15 AM	17	21	21	19	20	20
7:30-8:30 AM	22	23	21	21	20	21
7:45-8:45 AM	25	24	21	20	17	21
8:00-9:00 AM	29	25	23	23	21	24

4:00-5:00 PM	55	67	48	70	57	59
4:15-5:15 PM	64	70	50	77	62	65
4:30-5:30 PM	74	56	57	70	58	63
4:45-5:45 PM	75	60	63	69	54	64
5:00-6:00 PM	78	62	63	64	48	63

Client: AECOM  
 File Number:  
 Route: L-1a  
 Location:

Site Ref: L-1a  
 Direction: IN

Count Date	5/1/2023		5/2/2023		5/3/2023		5/4/2023		5/5/2023		AM	PM
	AM	PM	AM	PM	AM	PM	AM	PM	AM	PM		
0:00	0	9	2	8	1	16	2	11	2	13	7	57
0:15	1	11	0	23	1	23	0	18	1	17	3	92
0:30	0	21	2	19	1	17	2	21	0	20	5	98
0:45	0	25	0	26	2	16	1	16	0	19	3	102
1:00	0	10	0	19	0	18	0	14	0	14	0	75
1:15	0	13	1	21	0	15	0	13	1	12	2	74
1:30	0	19	1	20	1	20	2	20	1	17	5	96
1:45	0	19	1	15	0	15	0	18	0	18	1	85
2:00	0	25	0	27	0	22	0	29	0	17	0	120
2:15	0	19	0	26	0	32	1	37	0	21	1	135
2:30	1	23	1	24	1	18	1	18	1	24	5	107
2:45	0	6	0	10	0	9	0	9	0	11	0	45
3:00	1	6	0	4	0	7	0	6	0	5	1	28
3:15	1	7	1	7	0	12	0	6	0	3	2	35
3:30	3	7	4	6	1	5	2	6	3	7	13	31
3:45	6	3	5	3	6	2	1	4	4	3	22	15
4:00	0	8	4	3	1	7	5	4	0	4	10	26
4:15	5	5	5	8	3	6	4	7	4	8	21	34
4:30	5	4	6	4	6	5	7	0	6	5	30	18
4:45	5	5	2	8	5	3	3	8	1	4	16	28
5:00	9	3	5	5	8	7	6	2	10	4	38	21
5:15	2	7	5	3	7	6	4	3	6	3	24	22
5:30	9	2	13	4	10	4	13	0	14	3	59	13
5:45	17	1	8	4	19	1	19	3	11	3	74	12
6:00	45	2	41	4	35	2	34	5	44	3	199	16
6:15	71	4	61	3	67	3	77	3	68	3	344	16
6:30	90	2	84	2	98	7	101	3	106	4	479	18
6:45	54	3	62	0	55	2	64	2	55	0	290	7
7:00	35	1	28	0	38	1	37	0	40	2	178	4
7:15	50	0	45	2	46	1	42	2	30	1	213	6
7:30	54	3	55	6	59	4	57	7	56	2	281	22
7:45	45	5	60	3	51	5	51	7	36	6	243	26
8:00	51	5	39	2	50	3	51	5	45	3	236	18
8:15	50	0	58	0	53	1	41	0	28	2	230	3
8:30	37	2	45	4	58	2	35	2	33	3	208	13
8:45	34	2	25	4	33	2	26	5	32	1	150	14
9:00	17	5	25	6	19	2	9	2	11	4	81	19
9:15	19	4	8	3	18	3	21	4	16	3	82	17
9:30	15	3	14	4	16	4	16	4	8	6	69	21
9:45	9	5	13	4	9	4	14	2	9	4	54	19
10:00	15	3	13	2	16	3	9	4	7	3	60	15
10:15	16	4	16	5	14	4	12	7	12	4	70	24
10:30	9	4	21	5	7	3	9	2	9	3	55	17
10:45	8	4	7	3	12	4	10	3	10	5	47	19
11:00	10	3	10	4	10	3	5	3	6	2	41	15
11:15	5	4	14	3	3	4	8	3	10	4	40	18
11:30	12	6	7	7	15	8	9	8	9	5	52	34
11:45	7	2	8	3	8	2	8	3	12	1	43	11
<b>Totals</b>	<b>823</b>	<b>334</b>	<b>825</b>	<b>376</b>	<b>863</b>	<b>363</b>	<b>819</b>	<b>359</b>	<b>757</b>	<b>329</b>	<b>4087</b>	<b>1761</b>
<b>Day Total</b>	<b>1157</b>		<b>1201</b>		<b>1226</b>		<b>1178</b>		<b>1086</b>		<b>5848</b>	
<b>AM Pct</b>	71.1%		68.7%		70.4%		69.5%		69.7%			

Peak Hour  
 Peak Volume  
 P.H.F

**AECOM**

<b>7:00-8:00 AM</b>	184	188	194	187	162	183
<b>7:15-8:15 AM</b>	200	199	206	201	167	195
<b>7:30-8:30 AM</b>	200	212	213	200	165	198
<b>7:45-8:45 AM</b>	183	202	212	178	142	183
<b>8:00-9:00 AM</b>	172	167	194	153	138	165

<b>4:00-5:00 PM</b>	22	23	21	19	21	21
<b>4:15-5:15 PM</b>	17	25	21	17	21	20
<b>4:30-5:30 PM</b>	19	20	21	13	16	18
<b>4:45-5:45 PM</b>	17	20	20	13	14	17
<b>5:00-6:00 PM</b>	13	16	18	8	13	14

Client: AECOM  
 File Number:  
 Route: L-1a  
 Location:

Site Ref: L-1a  
 Direction: OUT

Count Date	5/1/2023		5/2/2023		5/3/2023		5/4/2023		5/5/2023		AM	PM
	AM	PM	AM	PM	AM	PM	AM	PM	AM	PM		
0:00	0	7	2	10	3	9	6	14	5	7	16	47
0:15	0	10	1	8	2	11	1	6	0	7	4	42
0:30	0	10	1	10	3	7	2	8	2	7	8	42
0:45	0	14	2	12	2	11	4	10	1	15	9	62
1:00	0	6	1	9	1	12	1	6	2	7	5	40
1:15	0	7	2	21	0	13	1	15	1	15	4	71
1:30	0	14	6	21	6	17	8	20	4	16	24	88
1:45	0	11	2	10	1	17	1	10	1	12	5	60
2:00	0	16	0	23	0	21	0	12	0	14	0	86
2:15	0	25	0	13	0	14	1	15	0	21	1	88
2:30	1	18	1	17	1	25	1	17	1	16	5	93
2:45	0	22	0	18	0	20	0	16	0	30	0	106
3:00	0	22	0	21	0	16	0	25	0	24	0	108
3:15	0	25	0	24	0	42	0	15	0	19	0	125
3:30	1	48	2	47	0	52	0	56	1	37	4	240
3:45	3	35	2	39	1	40	0	38	2	28	8	180
4:00	0	29	0	28	0	43	0	36	0	21	0	157
4:15	0	36	0	30	0	32	0	35	0	27	0	160
4:30	0	75	1	50	1	36	2	44	0	42	4	247
4:45	1	52	1	50	1	59	1	44	0	45	4	250
5:00	0	56	0	57	1	59	3	48	2	24	6	244
5:15	2	64	3	50	1	51	0	51	1	45	7	261
5:30	0	56	0	35	1	50	1	41	0	35	2	217
5:45	2	34	1	34	1	33	3	52	2	30	9	183
6:00	0	27	2	43	1	31	4	30	2	17	9	148
6:15	0	26	2	32	1	23	1	18	3	24	7	123
6:30	1	17	4	26	4	31	0	19	1	25	10	118
6:45	3	27	1	22	1	13	3	22	2	10	10	94
7:00	1	12	3	16	1	21	4	12	4	14	13	75
7:15	5	23	3	14	4	22	3	17	0	17	15	93
7:30	2	42	6	38	2	36	1	33	0	48	11	197
7:45	0	53	5	42	0	68	4	41	6	58	15	262
8:00	2	21	2	43	1	18	1	21	2	27	8	130
8:15	4	13	4	6	3	8	2	15	5	4	18	46
8:30	6	4	4	5	2	8	4	9	4	7	20	33
8:45	5	8	1	7	2	8	4	3	7	5	19	31
9:00	2	11	3	13	3	6	3	9	0	7	11	46
9:15	4	5	4	10	1	6	3	9	2	9	14	39
9:30	2	7	4	12	6	11	3	8	3	19	18	57
9:45	7	24	3	17	8	12	5	15	4	8	27	76
10:00	1	6	10	3	3	10	5	5	2	4	21	28
10:15	3	8	1	12	9	4	3	6	7	7	23	37
10:30	4	6	5	9	13	7	8	5	1	4	31	31
10:45	4	7	9	9	8	9	4	5	3	13	28	43
11:00	7	7	4	14	8	12	6	7	0	4	25	44
11:15	4	19	7	12	5	21	6	27	12	18	34	97
11:30	9	22	9	36	10	28	4	29	3	26	35	141
11:45	5	14	4	8	8	3	6	14	12	9	35	48
<b>Totals</b>	<b>91</b>	<b>1101</b>	<b>128</b>	<b>1086</b>	<b>130</b>	<b>1106</b>	<b>123</b>	<b>1013</b>	<b>110</b>	<b>928</b>	<b>582</b>	<b>5234</b>
<b>Day Total</b>	<b>1192</b>		<b>1214</b>		<b>1236</b>		<b>1136</b>		<b>1038</b>		<b>5816</b>	
<b>AM Pct</b>	7.6%		10.5%		10.5%		10.8%		10.6%			

Peak Hour  
 Peak Volume  
 P.H.F

**AECOM**

7:00-8:00 AM	8	17	7	12	10	11
7:15-8:15 AM	9	16	7	9	8	10
7:30-8:30 AM	8	17	6	8	13	10
7:45-8:45 AM	12	15	6	11	17	12
8:00-9:00 AM	17	11	8	11	18	13

4:00-5:00 PM	192	158	170	159	135	163
4:15-5:15 PM	219	187	186	171	138	180
4:30-5:30 PM	247	207	205	187	156	200
4:45-5:45 PM	228	192	219	184	149	194
5:00-6:00 PM	210	176	193	192	134	181

Client: AECOM  
 File Number:  
 Route: L-1b  
 Location:

Site Ref: L-1b  
 Direction: IN

Count Date	5/1/2023		5/2/2023		5/3/2023		5/4/2023		5/5/2023		AM	PM
	AM	PM	AM	PM	AM	PM	AM	PM	AM	PM		
0:00	0	23	0	10	0	14	0	14	0	9	0	70
0:15	0	15	0	17	0	29	0	26	1	17	1	104
0:30	0	26	1	25	2	28	0	21	0	18	3	118
0:45	0	22	0	18	0	30	2	24	0	18	2	112
1:00	0	22	0	21	0	15	0	20	0	15	0	93
1:15	0	38	1	20	1	23	1	29	1	20	4	130
1:30	0	23	0	19	0	25	0	28	0	15	0	110
1:45	0	18	2	14	2	19	0	20	1	20	5	91
2:00	0	37	0	26	0	27	0	21	0	21	0	132
2:15	0	29	0	25	0	36	0	23	0	23	0	136
2:30	0	32	0	22	0	21	0	25	0	31	0	131
2:45	1	23	2	18	1	25	0	21	1	19	5	106
3:00	0	24	0	19	0	24	1	26	0	19	1	112
3:15	0	17	0	20	0	27	0	25	0	18	0	107
3:30	0	17	0	12	0	21	0	14	0	13	0	77
3:45	0	15	0	10	0	16	0	14	0	15	0	70
4:00	0	14	0	4	1	14	0	17	0	16	1	65
4:15	1	8	2	7	1	9	2	7	0	14	6	45
4:30	0	11	0	14	2	13	0	9	1	5	3	52
4:45	0	5	0	5	0	10	0	7	0	5	0	32
5:00	0	8	0	2	0	10	0	2	0	4	0	26
5:15	2	6	0	5	0	7	0	6	0	5	2	29
5:30	0	2	0	5	0	9	0	16	0	2	0	34
5:45	1	10	0	6	0	3	0	2	0	1	1	22
6:00	2	1	1	7	3	4	1	8	2	1	9	21
6:15	2	5	5	4	1	4	3	5	6	4	17	22
6:30	9	6	7	2	11	2	8	7	8	6	43	23
6:45	10	6	8	3	12	6	15	4	12	5	57	24
7:00	6	7	10	3	5	6	10	2	6	4	37	22
7:15	12	1	8	6	13	3	19	3	6	8	58	21
7:30	15	3	21	4	18	4	27	2	16	7	97	20
7:45	19	1	17	2	21	2	17	4	24	4	98	13
8:00	26	3	23	4	23	2	17	5	14	3	103	17
8:15	24	3	19	0	29	3	19	0	15	2	106	8
8:30	24	4	15	4	30	3	22	1	20	2	111	14
8:45	22	4	32	2	28	0	26	1	24	2	132	9
9:00	34	0	34	3	36	2	24	0	21	5	149	10
9:15	30	0	37	2	38	3	17	2	20	0	142	7
9:30	25	1	24	1	31	0	16	1	25	1	121	4
9:45	28	0	19	1	29	0	15	0	17	0	108	1
10:00	16	1	17	0	24	1	21	1	19	0	97	3
10:15	29	0	28	0	26	1	21	0	24	0	128	1
10:30	22	0	29	2	19	0	17	1	17	1	104	4
10:45	23	0	18	0	23	1	24	0	25	0	113	1
11:00	23	0	17	0	16	0	13	0	17	3	86	3
11:15	20	0	18	0	12	0	13	0	24	0	87	0
11:30	13	0	15	0	20	0	19	0	11	0	78	0
11:45	12	0	11	0	17	0	9	0	19	1	68	1
<b>Totals</b>	<b>451</b>	<b>491</b>	<b>441</b>	<b>394</b>	<b>495</b>	<b>502</b>	<b>399</b>	<b>464</b>	<b>397</b>	<b>402</b>	<b>2183</b>	<b>2253</b>
<b>Day Total</b>	<b>942</b>		<b>835</b>		<b>997</b>		<b>863</b>		<b>799</b>		<b>4436</b>	
<b>AM Pct</b>	47.9%		52.8%		49.6%		46.2%		49.7%			

Peak Hour  
 Peak Volume  
 P.H.F

**AECOM**

7:00-8:00 AM	52	56	57	73	52	58
7:15-8:15 AM	72	69	75	80	60	71
7:30-8:30 AM	84	80	91	80	69	81
7:45-8:45 AM	93	74	103	75	73	84
8:00-9:00 AM	96	89	110	84	73	90

4:00-5:00 PM	38	30	46	40	40	39
4:15-5:15 PM	32	28	42	25	28	31
4:30-5:30 PM	30	26	40	24	19	28
4:45-5:45 PM	21	17	36	31	16	24
5:00-6:00 PM	26	18	29	26	12	22

Client: AECOM  
 File Number:  
 Route: L-1b  
 Location:

Site Ref: L-1b  
 Direction: OUT

Count Date	5/1/2023		5/2/2023		5/3/2023		5/4/2023		5/5/2023		AM	PM
	AM	PM	AM	PM	AM	PM	AM	PM	AM	PM		
0:00	0	25	1	34	0	22	1	30	1	29	3	140
0:15	0	23	4	24	0	21	1	23	1	30	6	121
0:30	0	28	0	17	4	27	1	31	0	18	5	121
0:45	0	19	0	20	0	22	0	15	0	9	0	85
1:00	0	22	0	14	1	23	1	17	0	15	2	91
1:15	0	15	1	23	0	24	0	25	1	21	2	108
1:30	0	19	2	22	2	17	4	14	2	16	10	88
1:45	0	17	2	21	3	23	0	16	1	23	6	100
2:00	0	20	0	19	0	22	0	14	0	16	0	91
2:15	0	26	0	20	0	22	0	17	0	14	0	99
2:30	0	24	0	28	0	29	1	22	0	23	1	126
2:45	1	27	1	18	1	21	0	34	1	25	4	125
3:00	0	21	0	36	0	28	1	27	0	18	1	130
3:15	0	13	0	18	0	22	0	22	0	27	0	102
3:30	0	20	0	24	0	23	0	29	0	18	0	114
3:45	0	25	0	24	0	22	0	18	0	24	0	113
4:00	0	27	0	23	0	37	0	23	0	26	0	136
4:15	0	23	0	19	0	18	0	21	0	19	0	100
4:30	0	30	0	31	0	26	0	11	0	24	0	122
4:45	0	18	0	21	0	24	0	17	0	23	0	103
5:00	0	18	0	27	0	20	0	20	0	22	0	107
5:15	0	20	0	9	0	9	0	19	0	12	0	69
5:30	0	20	0	23	0	18	0	15	0	13	0	89
5:45	0	10	0	7	0	19	0	11	0	11	0	58
6:00	2	2	0	11	0	12	0	6	1	11	3	42
6:15	2	5	0	8	0	5	0	7	3	7	5	32
6:30	0	6	0	8	1	11	1	9	1	7	3	41
6:45	1	6	3	11	2	12	5	11	1	10	12	50
7:00	5	13	1	4	3	11	7	8	1	2	17	38
7:15	8	6	5	3	6	3	4	2	5	3	28	17
7:30	8	4	4	6	9	9	13	8	4	6	38	33
7:45	2	4	8	5	9	4	17	4	8	1	44	18
8:00	16	5	12	10	5	3	16	4	11	3	60	25
8:15	12	6	9	4	9	5	11	3	10	4	51	22
8:30	18	4	10	3	13	4	16	3	6	3	63	17
8:45	19	10	16	3	18	4	14	2	14	5	81	24
9:00	14	4	10	5	20	4	12	1	14	6	70	20
9:15	20	3	17	1	23	4	17	3	16	2	93	13
9:30	20	7	21	3	31	4	11	3	10	10	93	27
9:45	13	6	17	12	27	2	12	8	27	2	96	30
10:00	34	3	22	4	29	1	16	2	26	1	127	11
10:15	32	3	15	2	17	1	23	1	22	4	109	11
10:30	20	0	30	0	24	2	20	2	17	2	111	6
10:45	31	3	24	6	27	3	26	4	26	2	134	18
11:00	26	6	30	7	28	7	23	5	10	5	117	30
11:15	22	6	23	8	30	6	26	4	24	8	125	32
11:30	37	18	20	18	27	27	19	26	25	20	128	109
11:45	30	8	27	3	31	2	25	5	23	5	136	23
<b>Totals</b>	<b>393</b>	<b>648</b>	<b>335</b>	<b>667</b>	<b>400</b>	<b>685</b>	<b>344</b>	<b>622</b>	<b>312</b>	<b>605</b>	<b>1784</b>	<b>3227</b>
<b>Day Total</b>	<b>1041</b>		<b>1002</b>		<b>1085</b>		<b>966</b>		<b>917</b>		<b>5011</b>	
<b>AM Pct</b>	37.8%		33.4%		36.9%		35.6%		34.0%			

Peak Hour  
 Peak Volume  
 P.H.F

**AECOM**

7:00-8:00 AM	23	18	27	41	18	25
7:15-8:15 AM	34	29	29	50	28	34
7:30-8:30 AM	38	33	32	57	33	39
7:45-8:45 AM	48	39	36	60	35	44
8:00-9:00 AM	65	47	45	57	41	51

4:00-5:00 PM	98	94	105	72	92	92
4:15-5:15 PM	89	98	88	69	88	86
4:30-5:30 PM	86	88	79	67	81	80
4:45-5:45 PM	76	80	71	71	70	74
5:00-6:00 PM	68	66	66	65	58	65

Client: AECOM  
 File Number:  
 Route: L-1c  
 Location:

Site Ref: L-1c  
 Direction: IN

Count Date	5/1/2023		5/2/2023		5/3/2023		5/4/2023		5/5/2023		AM	PM
	AM	PM	AM	PM	AM	PM	AM	PM	AM	PM		
0:00	0	1	0	0	0	0	0	0	0	2	0	3
0:15	0	0	0	1	0	2	0	0	0	0	0	3
0:30	0	1	0	1	0	0	0	2	0	1	0	5
0:45	0	3	0	0	0	3	0	0	0	4	0	10
1:00	0	0	0	1	0	2	0	2	0	0	0	5
1:15	0	2	0	2	0	0	0	1	0	1	0	6
1:30	0	0	0	3	0	1	0	2	0	2	0	8
1:45	0	1	0	1	0	0	0	2	0	2	0	6
2:00	0	2	0	1	0	2	0	1	0	1	0	7
2:15	0	3	0	2	0	1	0	0	0	0	0	6
2:30	0	6	0	0	0	1	0	1	0	0	0	8
2:45	0	0	0	3	0	4	0	4	0	2	0	13
3:00	0	0	0	1	0	1	0	2	0	3	0	7
3:15	0	1	0	3	0	1	0	2	0	0	0	7
3:30	0	0	0	2	0	1	0	2	0	4	0	9
3:45	0	2	0	0	0	2	0	1	0	1	0	6
4:00	0	1	0	1	0	1	0	2	0	0	0	5
4:15	0	0	0	2	0	1	0	0	0	0	0	3
4:30	0	1	0	0	0	3	0	0	0	1	0	5
4:45	0	0	0	1	0	0	0	1	0	0	0	2
5:00	1	2	0	1	0	0	0	0	0	0	1	3
5:15	0	0	0	0	1	0	0	1	0	0	1	1
5:30	1	0	0	0	0	0	0	1	0	1	1	2
5:45	0	3	1	0	0	1	0	0	0	0	1	4
6:00	2	0	3	0	0	0	1	0	0	0	6	0
6:15	0	0	1	0	1	1	0	1	2	0	4	2
6:30	0	1	0	0	1	0	2	0	2	0	5	1
6:45	4	0	4	0	4	0	4	1	2	0	18	1
7:00	2	0	2	1	1	0	3	0	0	0	8	1
7:15	1	0	2	0	3	0	2	0	3	0	11	0
7:30	4	0	0	0	0	0	4	0	3	0	11	0
7:45	2	1	0	0	0	0	2	0	3	0	7	1
8:00	2	0	1	0	1	0	0	0	0	0	4	0
8:15	4	0	2	0	0	2	1	0	2	0	9	2
8:30	1	0	0	0	0	0	1	0	1	0	3	0
8:45	2	0	1	1	0	0	2	0	1	0	6	1
9:00	0	0	1	0	4	0	2	0	0	0	7	0
9:15	2	1	1	0	0	0	2	0	0	0	5	1
9:30	0	0	4	0	1	0	0	0	0	0	5	0
9:45	1	0	0	0	3	0	1	0	0	2	5	2
10:00	2	0	3	0	0	0	0	0	0	0	5	0
10:15	2	0	1	0	0	0	1	0	0	0	4	0
10:30	0	0	3	0	1	0	0	0	1	0	5	0
10:45	3	0	2	0	4	0	3	0	1	0	13	0
11:00	1	0	0	0	0	0	5	0	1	0	7	0
11:15	0	0	1	0	0	2	1	0	0	0	2	2
11:30	0	0	1	0	1	0	0	0	0	0	2	0
11:45	1	0	1	0	1	0	0	0	0	0	3	0
<b>Totals</b>	<b>38</b>	<b>32</b>	<b>35</b>	<b>28</b>	<b>27</b>	<b>32</b>	<b>37</b>	<b>29</b>	<b>22</b>	<b>27</b>	<b>159</b>	<b>148</b>
<b>Day Total</b>	<b>70</b>		<b>63</b>		<b>59</b>		<b>66</b>		<b>49</b>		<b>307</b>	
<b>AM Pct</b>	54.3%		55.6%		45.8%		56.1%		44.9%			

Peak Hour  
 Peak Volume  
 P.H.F

**AECOM**

7:00-8:00 AM	9	4	4	11	9	7
7:15-8:15 AM	9	3	4	8	9	7
7:30-8:30 AM	12	3	1	7	8	6
7:45-8:45 AM	9	3	1	4	6	5
8:00-9:00 AM	9	4	1	4	4	4

4:00-5:00 PM	2	4	5	3	1	3
4:15-5:15 PM	3	4	4	1	1	3
4:30-5:30 PM	3	2	3	2	1	2
4:45-5:45 PM	2	2	0	3	1	2
5:00-6:00 PM	5	1	1	2	1	2

Client: AECOM  
 File Number:  
 Route: L-1c  
 Location:

Site Ref: L-1c  
 Direction: OUT

Count Date	5/1/2023		5/2/2023		5/3/2023		5/4/2023		5/5/2023			
Count Time	AM	PM	AM	PM	AM	PM	AM	PM	AM	PM	AM	PM
0:00	0	0	0	0	0	0	0	0	0	0	0	0
0:15	0	0	0	0	0	1	0	0	0	0	0	1
0:30	0	0	0	1	0	1	0	2	0	0	0	4
0:45	0	0	0	0	0	3	0	0	0	0	0	3
1:00	0	0	0	0	0	0	0	1	0	0	0	1
1:15	0	1	0	0	0	0	0	0	0	1	0	2
1:30	0	1	0	0	0	0	0	1	0	0	0	2
1:45	0	2	0	1	0	2	0	0	0	0	0	5
2:00	0	1	0	1	0	0	0	0	0	0	0	2
2:15	0	0	0	0	0	0	0	0	0	0	0	0
2:30	0	0	0	0	0	0	0	0	0	1	0	1
2:45	0	0	0	0	0	0	0	2	0	0	0	2
3:00	0	0	0	0	0	0	0	1	0	0	0	1
3:15	0	0	0	1	0	0	0	1	0	0	0	2
3:30	0	3	0	1	0	0	0	1	0	3	0	8
3:45	0	0	0	0	0	0	0	1	0	0	0	1
4:00	0	4	0	3	0	2	0	2	0	1	0	12
4:15	0	2	0	2	0	2	0	1	0	1	0	8
4:30	0	0	0	4	0	0	0	0	0	3	0	7
4:45	0	1	0	2	0	0	0	0	0	0	0	3
5:00	0	0	0	0	0	2	0	0	0	2	0	4
5:15	0	1	0	1	0	1	0	1	0	1	0	5
5:30	0	1	0	1	0	2	0	0	0	0	0	4
5:45	0	3	0	1	0	2	0	0	0	1	0	7
6:00	0	0	0	0	0	1	0	1	0	0	0	2
6:15	0	0	0	0	0	0	0	0	0	0	0	0
6:30	0	0	0	0	0	2	0	0	0	0	0	2
6:45	0	0	0	2	0	0	0	1	0	0	0	3
7:00	0	1	0	0	0	1	1	0	0	1	1	3
7:15	0	0	0	0	0	0	0	0	0	0	0	0
7:30	0	0	0	0	0	1	0	1	0	2	0	4
7:45	0	1	0	0	1	0	0	0	0	0	1	1
8:00	0	0	0	0	0	0	0	0	0	1	0	1
8:15	1	0	0	0	0	2	0	0	0	0	1	2
8:30	3	0	0	0	1	0	0	0	0	0	4	0
8:45	0	0	0	0	2	0	0	0	1	0	3	0
9:00	0	0	0	1	0	0	1	0	0	0	1	1
9:15	2	0	1	0	1	0	1	0	1	0	6	0
9:30	0	0	1	0	1	0	0	0	1	0	3	0
9:45	0	0	0	0	0	0	0	0	1	0	1	0
10:00	0	0	0	0	1	0	2	0	0	0	3	0
10:15	0	0	1	0	2	0	1	0	1	0	5	0
10:30	1	0	0	0	0	1	0	0	0	0	1	1
10:45	0	0	0	0	1	0	0	0	1	0	2	0
11:00	0	1	0	2	0	1	0	1	0	1	0	6
11:15	0	0	0	0	1	3	0	0	1	0	2	3
11:30	0	1	0	0	0	0	0	1	0	0	0	2
11:45	1	0	1	0	0	0	0	0	0	0	2	0
<b>Totals</b>	<b>8</b>	<b>24</b>	<b>4</b>	<b>24</b>	<b>11</b>	<b>30</b>	<b>6</b>	<b>19</b>	<b>7</b>	<b>19</b>	<b>36</b>	<b>116</b>
<b>Day Total</b>	<b>32</b>		<b>28</b>		<b>41</b>		<b>25</b>		<b>26</b>		<b>152</b>	
<b>AM Pct</b>	25.0%		14.3%		26.8%		24.0%		26.9%			

Peak Hour  
 Peak Volume  
 P.H.F

**AECOM**

7:00-8:00 AM	0	0	1	1	0	0
7:15-8:15 AM	0	0	1	0	0	0
7:30-8:30 AM	1	0	1	0	0	0
7:45-8:45 AM	4	0	2	0	0	1
8:00-9:00 AM	4	0	3	0	1	2

4:00-5:00 PM	7	11	4	3	5	6
4:15-5:15 PM	3	8	4	1	6	4
4:30-5:30 PM	2	7	3	1	6	4
4:45-5:45 PM	3	4	5	1	3	3
5:00-6:00 PM	5	3	7	1	4	4



Client: AECOM  
 File Number:  
 Route: L-20a  
 Location:

Site Ref: L-20a  
 Direction: IN

Count Date	5/1/2023		5/2/2023		5/3/2023		5/4/2023		5/5/2023			
	AM	PM	AM	PM	AM	PM	AM	PM	AM	PM	AM	PM
0:00	0	1	0	0	0	1	0	0	0	1	0	3
0:15	0	0	0	1	0	1	0	3	0	0	0	5
0:30	0	0	0	2	0	1	0	3	0	5	0	11
0:45	0	0	0	0	0	0	1	2	0	0	1	2
1:00	0	1	0	0	0	0	0	2	0	0	0	3
1:15	0	3	0	1	0	1	0	1	0	0	0	6
1:30	0	1	0	1	0	0	0	2	0	0	0	4
1:45	0	0	0	1	0	0	0	0	0	8	0	9
2:00	0	0	0	2	0	0	0	2	0	0	0	4
2:15	0	0	0	3	0	0	0	0	0	1	0	4
2:30	0	0	0	2	0	4	0	0	0	2	0	8
2:45	0	0	0	5	0	0	0	0	0	7	0	12
3:00	0	3	0	5	0	7	0	6	1	3	1	24
3:15	0	0	0	2	2	0	0	0	0	3	2	5
3:30	0	1	0	0	0	3	0	1	0	0	0	5
3:45	0	0	0	3	0	1	0	2	0	0	0	6
4:00	0	1	0	7	0	1	0	0	0	3	0	12
4:15	0	0	0	3	0	3	0	0	0	3	0	9
4:30	0	2	0	3	0	4	0	4	0	1	0	14
4:45	1	1	0	4	0	1	2	0	0	3	3	9
5:00	0	7	1	6	0	1	0	4	2	2	3	20
5:15	0	3	0	4	0	1	0	2	2	3	2	13
5:30	0	6	0	9	0	1	2	8	1	4	3	28
5:45	1	2	0	6	0	0	0	0	0	0	1	8
6:00	0	0	2	2	4	1	3	1	5	0	14	4
6:15	4	2	4	2	1	0	2	3	3	0	14	7
6:30	0	0	2	5	3	2	1	2	2	1	8	10
6:45	1	2	0	1	0	0	2	1	0	0	3	4
7:00	0	2	0	0	0	2	0	3	4	0	4	7
7:15	2	0	6	2	3	1	1	0	0	1	12	4
7:30	0	1	0	2	0	2	0	4	0	3	0	12
7:45	0	2	0	1	0	0	0	0	0	0	0	3
8:00	0	0	1	1	0	0	0	0	0	0	1	1
8:15	0	1	0	3	0	0	0	0	0	2	0	6
8:30	1	0	0	0	0	1	0	1	0	0	1	2
8:45	0	0	0	0	0	1	0	0	0	0	0	1
9:00	0	0	0	0	0	1	1	0	0	0	1	1
9:15	1	3	0	0	0	0	0	0	2	0	3	3
9:30	1	0	1	0	1	0	0	0	0	0	3	0
9:45	3	0	0	0	0	0	0	0	0	0	3	0
10:00	2	0	2	1	0	0	0	0	2	0	6	1
10:15	2	2	5	1	4	0	3	0	3	0	17	3
10:30	0	0	2	0	5	2	6	0	0	0	13	2
10:45	0	0	7	1	1	0	2	0	1	1	11	2
11:00	1	0	2	0	4	0	0	0	1	1	8	1
11:15	3	0	0	0	1	1	5	1	2	0	11	2
11:30	1	0	0	2	5	0	2	0	0	0	8	2
11:45	0	1	0	0	1	0	1	0	0	0	2	1
<b>Totals</b>	<b>24</b>	<b>48</b>	<b>35</b>	<b>94</b>	<b>35</b>	<b>45</b>	<b>34</b>	<b>58</b>	<b>31</b>	<b>58</b>	<b>159</b>	<b>303</b>
<b>Day Total</b>	<b>72</b>		<b>129</b>		<b>80</b>		<b>92</b>		<b>89</b>		<b>462</b>	
<b>AM Pct</b>	33.3%		27.1%		43.8%		37.0%		34.8%			

Peak Hour  
 Peak Volume  
 P.H.F

**AECOM**

7:00-8:00 AM	2	6	3	1	4	3
7:15-8:15 AM	2	7	3	1	0	3
7:30-8:30 AM	0	1	0	0	0	0
7:45-8:45 AM	1	1	0	0	0	0
8:00-9:00 AM	1	1	0	0	0	0

4:00-5:00 PM	4	17	9	4	10	9
4:15-5:15 PM	10	16	9	8	9	10
4:30-5:30 PM	13	17	7	10	9	11
4:45-5:45 PM	17	23	4	14	12	14
5:00-6:00 PM	18	25	3	14	9	14

Client: AECOM  
 File Number:  
 Route: L-20a  
 Location:

Site Ref: L-20a  
 Direction: OUT

Count Date	5/1/2023		5/2/2023		5/3/2023		5/4/2023		5/5/2023			
	AM	PM	AM	PM	AM	PM	AM	PM	AM	PM	AM	PM
0:00	0	2	0	1	0	1	0	1	0	2	0	7
0:15	0	0	0	0	0	3	0	1	0	0	0	4
0:30	0	0	0	1	0	0	0	4	0	4	0	9
0:45	0	2	0	0	0	1	0	0	0	1	0	4
1:00	0	1	0	1	0	0	0	0	0	1	0	3
1:15	0	0	0	1	0	1	0	2	0	0	0	4
1:30	0	1	0	0	0	0	0	1	0	0	0	2
1:45	0	1	0	0	0	0	0	0	0	0	0	1
2:00	0	1	0	6	0	0	0	0	0	1	0	8
2:15	0	0	0	2	0	0	0	2	0	1	0	5
2:30	0	1	0	0	0	1	0	2	0	0	0	4
2:45	0	1	0	2	0	0	0	1	0	0	0	4
3:00	0	0	0	1	0	1	0	1	0	1	0	4
3:15	0	0	0	0	0	1	0	0	0	1	0	2
3:30	0	0	0	2	0	2	0	1	0	1	0	6
3:45	0	3	0	1	0	1	0	2	0	4	0	11
4:00	0	1	0	1	1	0	0	1	0	0	1	3
4:15	0	0	0	2	0	0	0	3	0	2	0	7
4:30	1	3	0	4	0	1	0	4	0	2	1	14
4:45	0	5	0	4	0	0	0	5	0	2	0	16
5:00	0	2	0	2	0	2	0	0	0	0	0	6
5:15	0	2	0	0	0	0	0	2	2	0	2	4
5:30	0	0	0	4	0	0	0	0	1	1	1	5
5:45	3	3	1	3	2	0	2	2	2	1	10	9
6:00	2	2	3	2	3	1	3	0	4	1	15	6
6:15	2	3	0	2	0	2	1	0	1	0	4	7
6:30	0	3	3	2	1	1	1	3	0	1	5	10
6:45	0	2	0	0	0	0	0	0	0	3	0	5
7:00	1	1	1	0	0	0	0	0	0	0	2	1
7:15	2	2	0	1	1	0	1	0	0	0	4	3
7:30	0	0	0	0	3	0	2	0	2	0	7	0
7:45	0	1	1	1	0	0	1	0	1	0	3	2
8:00	2	0	4	0	1	0	1	0	1	0	9	0
8:15	0	1	3	0	0	1	0	1	1	1	4	4
8:30	2	0	2	1	1	2	1	0	4	0	10	3
8:45	4	0	5	1	2	0	1	1	3	0	15	2
9:00	4	2	1	3	4	3	2	2	0	2	11	12
9:15	6	0	0	0	2	1	3	0	3	0	14	1
9:30	4	0	5	0	5	0	5	0	4	0	23	0
9:45	14	0	9	0	1	0	8	0	2	0	34	0
10:00	4	0	12	0	10	0	9	0	4	0	39	0
10:15	2	0	9	0	8	1	3	0	4	0	26	1
10:30	3	0	7	0	5	0	10	0	3	0	28	0
10:45	3	0	1	1	3	0	2	0	0	0	9	1
11:00	1	0	1	0	3	0	2	0	2	0	9	0
11:15	2	0	1	0	0	0	1	0	1	0	5	0
11:30	1	0	2	1	4	0	1	0	2	0	10	1
11:45	3	1	1	0	2	0	1	0	3	0	10	1
<b>Totals</b>	<b>66</b>	<b>47</b>	<b>72</b>	<b>53</b>	<b>62</b>	<b>27</b>	<b>61</b>	<b>42</b>	<b>50</b>	<b>33</b>	<b>311</b>	<b>202</b>
<b>Day Total</b>	<b>113</b>		<b>125</b>		<b>89</b>		<b>103</b>		<b>83</b>		<b>513</b>	
<b>AM Pct</b>	58.4%		57.6%		69.7%		59.2%		60.2%			

Peak Hour  
 Peak Volume  
 P.H.F

**AECOM**

7:00-8:00 AM	3	2	4	4	3	3
7:15-8:15 AM	4	5	5	5	4	5
7:30-8:30 AM	2	8	4	4	5	5
7:45-8:45 AM	4	10	2	3	7	5
8:00-9:00 AM	8	14	4	3	9	8
4:00-5:00 PM	9	11	1	13	6	8
4:15-5:15 PM	10	12	3	12	6	9
4:30-5:30 PM	12	10	3	11	4	8
4:45-5:45 PM	9	10	2	7	3	6
5:00-6:00 PM	7	9	2	4	2	5

Client: AECOM  
 File Number:  
 Route: L-20b  
 Location:

Site Ref: L-20b  
 Direction: IN

Count Date	5/1/2023		5/2/2023		5/3/2023		5/4/2023		5/5/2023			
Count Time	AM	PM	AM	PM	AM	PM	AM	PM	AM	PM	AM	PM
0:00	0	9	0	4	0	8	1	8	0	5	1	34
0:15	0	8	0	9	0	6	0	8	0	4	0	35
0:30	0	3	0	4	0	3	0	5	0	6	0	21
0:45	0	5	0	6	1	11	0	6	1	8	2	36
1:00	1	5	1	10	0	6	1	6	3	8	6	35
1:15	0	8	0	10	0	7	1	5	0	4	1	34
1:30	0	3	0	5	0	5	0	4	1	2	1	19
1:45	0	4	0	8	0	6	0	6	0	6	0	30
2:00	1	5	0	5	0	6	0	5	0	9	1	30
2:15	3	5	1	6	1	5	0	4	0	12	5	32
2:30	0	7	0	9	0	7	0	5	2	5	2	33
2:45	1	6	1	3	1	4	1	2	1	4	5	19
3:00	0	4	0	7	2	3	1	6	1	7	4	27
3:15	0	4	2	1	1	5	1	3	1	6	5	19
3:30	1	4	2	3	2	2	3	2	1	7	9	18
3:45	3	5	1	5	2	5	1	10	1	4	8	29
4:00	0	3	0	5	1	2	0	3	1	14	2	27
4:15	3	5	1	6	2	6	5	10	3	3	14	30
4:30	0	5	2	4	3	1	3	1	6	5	14	16
4:45	1	3	5	10	4	8	3	6	4	7	17	34
5:00	8	2	1	3	3	3	3	2	2	4	17	14
5:15	6	4	7	3	11	3	8	6	6	7	38	23
5:30	12	0	8	3	11	3	8	5	9	5	48	16
5:45	16	6	22	4	15	5	19	3	21	3	93	21
6:00	26	5	30	7	26	7	23	5	28	7	133	31
6:15	42	11	43	8	59	10	66	12	53	12	263	53
6:30	42	8	40	11	39	5	43	10	35	2	199	36
6:45	36	7	35	4	46	5	38	2	32	2	187	20
7:00	27	6	27	7	27	7	24	8	22	7	127	35
7:15	48	0	41	3	46	3	46	1	28	2	209	9
7:30	36	4	36	3	42	4	49	3	36	4	199	18
7:45	41	2	41	1	39	0	31	0	21	1	173	4
8:00	34	2	28	2	41	4	41	6	24	5	168	19
8:15	42	2	32	1	33	0	34	1	23	6	164	10
8:30	29	2	31	3	39	1	43	2	30	3	172	11
8:45	41	3	51	0	48	1	33	6	39	0	212	10
9:00	37	1	38	0	43	2	33	0	29	2	180	5
9:15	42	1	43	1	45	1	43	1	23	4	196	8
9:30	27	0	35	0	34	1	28	0	29	1	153	2
9:45	32	0	39	1	31	0	27	0	37	0	166	1
10:00	22	1	29	0	33	1	24	0	16	0	124	2
10:15	16	1	24	0	18	0	24	0	14	1	96	2
10:30	15	1	10	0	14	0	14	0	18	0	71	1
10:45	15	0	9	0	6	1	7	1	10	1	47	3
11:00	11	1	9	0	7	1	10	0	9	3	46	5
11:15	6	0	2	1	11	0	6	0	4	0	29	1
11:30	7	0	7	0	9	0	6	0	10	0	39	0
11:45	5	1	4	0	6	0	12	0	5	0	32	1
<b>Totals</b>	<b>735</b>	<b>172</b>	<b>738</b>	<b>186</b>	<b>802</b>	<b>174</b>	<b>764</b>	<b>179</b>	<b>639</b>	<b>208</b>	<b>3678</b>	<b>919</b>
<b>Day Total</b>	<b>907</b>		<b>924</b>		<b>976</b>		<b>943</b>		<b>847</b>		<b>4597</b>	
<b>AM Pct</b>	81.0%		79.9%		82.2%		81.0%		75.4%			

Peak Hour  
 Peak Volume  
 P.H.F

**AECOM**

<b>7:00-8:00 AM</b>	152	145	154	150	107	142
<b>7:15-8:15 AM</b>	159	146	168	167	109	150
<b>7:30-8:30 AM</b>	153	137	155	155	104	141
<b>7:45-8:45 AM</b>	146	132	152	149	98	135
<b>8:00-9:00 AM</b>	146	142	161	151	116	143

<b>4:00-5:00 PM</b>	16	25	17	20	29	21
<b>4:15-5:15 PM</b>	15	23	18	19	19	19
<b>4:30-5:30 PM</b>	14	20	15	15	23	17
<b>4:45-5:45 PM</b>	9	19	17	19	23	17
<b>5:00-6:00 PM</b>	12	13	14	16	19	15

Client: AECOM  
 File Number:  
 Route: L-20b  
 Location:

Site Ref: L-20b  
 Direction: OUT

Count Date	5/1/2023		5/2/2023		5/3/2023		5/4/2023		5/5/2023		AM	PM
	AM	PM	AM	PM	AM	PM	AM	PM	AM	PM		
0:00	0	11	2	4	4	5	0	8	4	8	10	36
0:15	0	5	2	7	2	5	1	5	2	7	7	29
0:30	0	9	0	2	1	8	0	14	0	11	1	44
0:45	0	10	0	2	0	8	0	14	0	6	0	40
1:00	0	6	0	3	0	6	0	8	0	14	0	37
1:15	2	5	1	4	1	5	0	15	1	19	5	48
1:30	0	9	1	3	2	8	0	17	3	7	6	44
1:45	0	7	0	6	1	9	0	20	1	14	2	56
2:00	0	14	0	13	0	14	0	18	0	12	0	71
2:15	0	17	0	6	0	24	0	18	0	14	0	79
2:30	0	10	0	12	0	28	0	17	0	14	0	81
2:45	0	13	0	12	0	30	0	29	0	18	0	102
3:00	2	18	0	17	2	36	0	45	2	36	6	152
3:15	0	30	0	25	0	24	0	29	3	39	3	147
3:30	0	49	1	21	0	30	0	50	0	38	1	188
3:45	0	25	0	20	0	13	0	25	0	45	0	128
4:00	1	37	0	25	0	20	0	27	0	40	1	149
4:15	2	17	0	40	0	21	0	29	0	36	2	143
4:30	0	25	1	36	1	25	2	20	2	42	6	148
4:45	0	31	1	39	2	21	1	24	0	38	4	153
5:00	0	26	0	47	2	25	1	24	2	40	5	162
5:15	1	25	1	49	3	33	1	26	4	31	10	164
5:30	1	47	0	49	0	22	0	44	0	32	1	194
5:45	1	36	2	50	4	26	1	45	0	42	8	199
6:00	1	23	4	34	3	13	0	34	4	14	12	118
6:15	0	20	5	34	8	15	10	43	5	30	28	142
6:30	4	21	4	39	5	25	2	31	5	19	20	135
6:45	4	41	4	30	4	20	7	27	8	20	27	138
7:00	3	16	3	25	3	15	5	28	5	29	19	113
7:15	0	25	2	33	3	27	3	35	4	33	12	153
7:30	0	17	3	40	3	26	7	35	2	30	15	148
7:45	2	13	5	13	2	20	3	26	1	11	13	83
8:00	0	6	0	17	1	14	0	17	2	14	3	68
8:15	2	6	1	16	4	9	2	3	3	11	12	45
8:30	0	4	2	12	4	5	1	12	2	6	9	39
8:45	1	4	1	4	2	7	2	11	1	2	7	28
9:00	1	7	2	9	2	1	4	4	4	4	13	25
9:15	3	3	2	11	5	2	4	7	6	5	20	28
9:30	4	4	2	4	3	0	0	6	3	6	12	20
9:45	4	3	1	2	9	2	2	3	8	5	24	15
10:00	3	5	3	10	8	0	3	1	7	4	24	20
10:15	2	4	1	2	9	0	2	2	6	3	20	11
10:30	3	1	14	5	12	0	13	9	3	1	45	16
10:45	5	2	5	0	13	2	10	8	7	3	40	15
11:00	7	1	8	1	11	1	5	4	3	3	34	10
11:15	7	2	4	0	3	0	6	3	3	1	23	6
11:30	5	4	5	3	5	0	9	0	6	1	30	8
11:45	3	2	5	4	8	3	7	0	5	2	28	11
<b>Totals</b>	<b>74</b>	<b>716</b>	<b>98</b>	<b>840</b>	<b>155</b>	<b>653</b>	<b>114</b>	<b>920</b>	<b>127</b>	<b>860</b>	<b>568</b>	<b>3989</b>
<b>Day Total</b>	<b>790</b>		<b>938</b>		<b>808</b>		<b>1034</b>		<b>987</b>		<b>4557</b>	
<b>AM Pct</b>	9.4%		10.4%		19.2%		11.0%		12.9%			

Peak Hour  
 Peak Volume  
 P.H.F

**AECOM**

7:00-8:00 AM	5	13	11	18	12	12
7:15-8:15 AM	2	10	9	13	9	9
7:30-8:30 AM	4	9	10	12	8	9
7:45-8:45 AM	4	8	11	6	8	7
8:00-9:00 AM	3	4	11	5	8	6

4:00-5:00 PM	110	140	87	100	156	119
4:15-5:15 PM	99	162	92	97	156	121
4:30-5:30 PM	107	171	104	94	151	125
4:45-5:45 PM	129	184	101	118	141	135
5:00-6:00 PM	134	195	106	139	145	144

Client: AECOM  
 File Number:  
 Route: L-2a  
 Location:

Site Ref: L-2a  
 Direction: IN

Count Date	5/1/2023		5/2/2023		5/3/2023		5/4/2023		5/5/2023		AM	PM
	AM	PM	AM	PM	AM	PM	AM	PM	AM	PM		
0:00	0	14	0	19	0	17	1	8	0	7	1	65
0:15	0	8	0	16	0	9	1	17	0	17	1	67
0:30	0	14	0	20	0	15	0	10	0	10	0	69
0:45	0	11	0	19	0	20	0	15	0	10	0	75
1:00	1	12	0	23	0	13	2	21	1	15	4	84
1:15	0	14	0	11	1	4	0	9	0	18	1	56
1:30	0	12	1	8	0	14	0	8	0	6	1	48
1:45	1	15	0	9	0	12	0	6	0	7	1	49
2:00	0	6	1	17	1	5	2	3	1	7	5	38
2:15	0	8	0	15	1	14	1	19	0	7	2	63
2:30	0	10	0	16	1	8	0	8	0	5	1	47
2:45	1	7	0	9	0	15	1	17	1	7	3	55
3:00	0	1	1	9	1	4	0	8	1	2	3	24
3:15	0	8	0	6	0	10	1	9	0	2	1	35
3:30	3	12	2	4	4	5	1	11	3	8	13	40
3:45	0	8	0	8	0	8	0	14	1	6	1	44
4:00	1	3	1	6	1	4	1	7	0	7	4	27
4:15	0	6	1	11	0	11	4	7	0	3	5	38
4:30	9	8	6	4	7	7	5	6	10	7	37	32
4:45	9	8	6	10	6	6	7	6	9	4	37	34
5:00	5	2	9	5	10	3	6	7	11	1	41	18
5:15	8	4	10	2	12	5	9	4	14	5	53	20
5:30	20	6	20	4	22	4	21	2	15	1	98	17
5:45	35	6	40	4	40	2	36	4	34	1	185	17
6:00	37	3	41	0	42	7	32	6	31	4	183	20
6:15	49	2	63	9	71	8	53	3	55	2	291	24
6:30	84	1	107	9	98	3	103	5	101	2	493	20
6:45	88	1	127	7	111	2	106	6	91	2	523	18
7:00	43	1	50	4	46	1	59	3	56	2	254	11
7:15	77	0	64	0	72	2	49	3	60	4	322	9
7:30	71	2	64	0	80	4	59	0	70	2	344	8
7:45	72	3	83	2	95	0	67	2	60	0	377	7
8:00	55	1	87	2	58	0	45	1	41	0	286	4
8:15	49	2	42	2	36	4	66	1	35	0	228	9
8:30	47	0	40	1	43	0	54	0	46	3	230	4
8:45	54	0	37	1	35	1	33	1	33	1	192	4
9:00	33	1	29	1	21	1	45	1	26	1	154	5
9:15	16	1	19	2	36	2	32	0	17	2	120	7
9:30	17	0	21	1	18	4	15	0	17	0	88	5
9:45	18	2	17	0	19	1	20	1	21	0	95	4
10:00	10	1	10	0	13	0	13	0	9	0	55	1
10:15	14	0	9	0	13	0	16	0	19	0	71	0
10:30	9	0	22	2	15	1	19	1	19	1	84	5
10:45	9	2	16	0	19	0	18	0	11	1	73	3
11:00	10	1	8	0	14	0	14	0	3	0	49	1
11:15	4	0	9	1	9	1	14	1	8	0	44	3
11:30	21	0	8	1	9	0	9	0	15	0	62	1
11:45	11	0	13	1	12	0	15	2	3	1	54	4
<b>Totals</b>	<b>991</b>	<b>227</b>	<b>1084</b>	<b>301</b>	<b>1092</b>	<b>257</b>	<b>1055</b>	<b>263</b>	<b>948</b>	<b>191</b>	<b>5170</b>	<b>1239</b>
<b>Day Total</b>	<b>1218</b>		<b>1385</b>		<b>1349</b>		<b>1318</b>		<b>1139</b>		<b>6409</b>	
<b>AM Pct</b>	81.4%		78.3%		80.9%		80.0%		83.2%			

Peak Hour  
 Peak Volume  
 P.H.F

**AECOM**

<b>7:00-8:00 AM</b>	263	261	293	234	246	259
<b>7:15-8:15 AM</b>	275	298	305	220	231	266
<b>7:30-8:30 AM</b>	247	276	269	237	206	247
<b>7:45-8:45 AM</b>	223	252	232	232	182	224
<b>8:00-9:00 AM</b>	205	206	172	198	155	187

<b>4:00-5:00 PM</b>	25	31	28	26	21	26
<b>4:15-5:15 PM</b>	24	30	27	26	15	24
<b>4:30-5:30 PM</b>	22	21	21	23	17	21
<b>4:45-5:45 PM</b>	20	21	18	19	11	18
<b>5:00-6:00 PM</b>	18	15	14	17	8	14

Client: AECOM  
 File Number:  
 Route: L-2a  
 Location:

Site Ref: L-2a  
 Direction: OUT

Count Date	5/1/2023		5/2/2023		5/3/2023		5/4/2023		5/5/2023			
Count Time	AM	PM	AM	PM	AM	PM	AM	PM	AM	PM	AM	PM
0:00	0	27	1	14	0	19	2	26	0	18	3	104
0:15	0	11	0	11	0	12	1	13	0	22	1	69
0:30	0	15	0	18	1	17	0	8	0	15	1	73
0:45	0	20	0	18	0	15	2	12	0	11	2	76
1:00	1	17	1	17	0	19	2	19	1	12	5	84
1:15	0	15	1	19	2	13	1	26	0	16	4	89
1:30	0	17	1	13	0	24	1	17	0	21	2	92
1:45	1	7	0	9	0	15	0	11	0	18	1	60
2:00	0	26	1	23	2	19	1	26	1	32	5	126
2:15	0	22	0	19	0	35	0	27	0	32	0	135
2:30	0	25	0	31	1	27	1	33	0	32	2	148
2:45	0	22	0	27	0	12	1	17	0	21	1	99
3:00	0	29	0	28	0	35	0	21	0	37	0	150
3:15	2	26	0	36	0	27	0	42	0	37	2	168
3:30	0	57	0	57	0	46	0	48	0	36	0	244
3:45	1	38	0	32	2	36	0	21	0	32	3	159
4:00	0	44	0	61	0	37	0	56	0	35	0	233
4:15	0	50	0	41	0	28	0	39	1	48	1	206
4:30	0	62	0	72	0	49	2	59	0	54	2	296
4:45	0	46	0	46	0	42	0	59	0	41	0	234
5:00	0	81	0	69	0	47	0	60	1	67	1	324
5:15	2	46	0	55	2	56	0	57	0	49	4	263
5:30	1	50	0	58	1	50	0	55	0	38	2	251
5:45	1	38	2	57	0	38	1	39	4	30	8	202
6:00	0	37	2	26	4	39	0	37	0	26	6	165
6:15	1	20	0	31	0	36	3	26	2	29	6	142
6:30	2	20	3	18	3	21	1	26	3	16	12	101
6:45	1	21	4	21	0	25	2	25	3	16	10	108
7:00	4	21	5	21	3	29	4	17	2	10	18	98
7:15	4	18	5	18	5	17	2	20	6	13	22	86
7:30	4	43	6	43	11	52	7	46	1	43	29	227
7:45	1	22	3	48	8	43	9	29	12	26	33	168
8:00	9	18	6	14	8	15	4	23	1	9	28	79
8:15	3	5	18	18	14	12	6	6	2	6	43	47
8:30	6	3	16	10	15	5	4	7	6	10	47	35
8:45	7	1	17	13	9	9	10	6	12	0	55	29
9:00	5	3	9	6	14	2	14	5	11	1	53	17
9:15	4	7	10	3	5	4	5	3	4	5	28	22
9:30	6	3	10	4	14	4	12	1	3	5	45	17
9:45	6	1	16	7	6	3	10	2	11	1	49	14
10:00	8	2	9	3	7	2	8	1	7	0	39	8
10:15	3	0	6	4	5	2	8	2	5	1	27	9
10:30	4	1	15	2	7	2	16	4	15	2	57	11
10:45	6	2	7	0	12	2	11	1	7	2	43	7
11:00	10	2	7	1	15	2	8	0	3	1	43	6
11:15	14	1	8	1	13	0	12	1	5	1	52	4
11:30	14	4	13	2	14	2	24	2	7	3	72	13
11:45	20	0	11	9	24	6	14	6	15	2	84	23
<b>Totals</b>	<b>151</b>	<b>1046</b>	<b>213</b>	<b>1154</b>	<b>227</b>	<b>1052</b>	<b>209</b>	<b>1087</b>	<b>151</b>	<b>982</b>	<b>951</b>	<b>5321</b>
<b>Day Total</b>	<b>1197</b>		<b>1367</b>		<b>1279</b>		<b>1296</b>		<b>1133</b>		<b>6272</b>	
<b>AM Pct</b>	12.6%		15.6%		17.7%		16.1%		13.3%			

Peak Hour  
 Peak Volume  
 P.H.F

**AECOM**

7:00-8:00 AM	13	19	27	22	21	20
7:15-8:15 AM	18	20	32	22	20	22
7:30-8:30 AM	17	33	41	26	16	27
7:45-8:45 AM	19	43	45	23	21	30
8:00-9:00 AM	25	57	46	24	21	35

4:00-5:00 PM	202	220	156	213	178	194
4:15-5:15 PM	239	228	166	217	210	212
4:30-5:30 PM	235	242	194	235	211	223
4:45-5:45 PM	223	228	195	231	195	214
5:00-6:00 PM	215	239	191	211	184	208

Client: AECOM  
 File Number:  
 Route: L-3b  
 Location:

Site Ref: L-3b  
 Direction: IN

Count Date	5/1/2023		5/2/2023		5/3/2023		5/4/2023		5/5/2023		AM	PM
	AM	PM	AM	PM	AM	PM	AM	PM	AM	PM		
0:00	0	0	1	2	0	1	0	3	0	0	1	6
0:15	1	2	0	10	0	0	0	2	0	2	1	16
0:30	0	1	0	5	0	2	0	3	0	1	0	12
0:45	0	3	0	2	0	2	1	1	0	7	1	15
1:00	0	4	0	2	0	2	1	3	0	4	1	15
1:15	0	4	0	4	0	3	0	2	0	2	0	15
1:30	0	1	0	1	0	2	1	6	0	3	1	13
1:45	0	7	0	6	0	5	0	3	0	11	0	32
2:00	0	2	0	6	0	0	1	4	0	2	1	14
2:15	2	5	0	6	1	4	0	8	0	9	3	32
2:30	0	4	0	3	0	0	0	1	0	5	0	13
2:45	0	3	0	3	0	3	0	4	0	1	0	14
3:00	0	1	0	3	0	9	0	2	0	2	0	17
3:15	0	1	0	5	0	6	0	5	0	6	0	23
3:30	2	8	0	1	1	3	1	1	0	3	4	16
3:45	0	10	0	4	6	6	0	0	0	2	6	22
4:00	1	4	1	3	0	7	0	8	1	4	3	26
4:15	0	5	0	0	3	3	1	5	0	6	4	19
4:30	6	7	2	2	2	5	3	5	0	4	13	23
4:45	2	5	7	7	3	2	1	6	4	4	17	24
5:00	4	4	0	2	3	6	2	5	3	6	12	23
5:15	4	0	8	10	5	7	1	4	3	9	21	30
5:30	7	1	5	0	9	1	8	7	4	2	33	11
5:45	9	2	7	2	8	6	8	5	13	5	45	20
6:00	4	6	7	3	8	5	3	1	10	3	32	18
6:15	21	1	23	9	16	3	14	3	16	6	90	22
6:30	22	4	28	11	27	3	24	10	23	4	124	32
6:45	7	4	16	4	7	6	25	2	18	5	73	21
7:00	6	7	13	5	6	3	3	3	11	2	39	20
7:15	6	3	7	1	5	3	7	3	6	1	31	11
7:30	13	2	4	3	9	3	7	1	5	1	38	10
7:45	3	3	8	4	4	0	3	3	4	5	22	15
8:00	5	5	3	2	4	2	3	1	5	1	20	11
8:15	1	0	15	1	2	0	2	0	2	1	22	2
8:30	4	2	4	1	7	0	8	1	1	2	24	6
8:45	4	0	2	0	2	1	3	0	2	1	13	2
9:00	3	2	4	5	8	1	4	1	2	0	21	9
9:15	5	5	1	1	4	2	1	2	0	2	11	12
9:30	2	0	2	1	1	2	1	1	3	2	9	6
9:45	3	0	1	0	1	1	2	0	2	4	9	5
10:00	4	3	0	2	2	1	2	2	1	0	9	8
10:15	0	0	0	0	0	0	6	2	1	0	7	2
10:30	1	0	5	2	5	2	3	1	5	1	19	6
10:45	4	1	3	0	2	0	1	0	8	2	18	3
11:00	0	1	2	0	0	1	5	1	3	1	10	4
11:15	2	0	0	0	4	0	1	0	5	0	12	0
11:30	2	0	1	0	2	0	2	1	5	0	12	1
11:45	2	0	3	0	5	1	3	0	1	0	14	1
<b>Totals</b>	<b>162</b>	<b>133</b>	<b>183</b>	<b>144</b>	<b>172</b>	<b>125</b>	<b>162</b>	<b>132</b>	<b>167</b>	<b>144</b>	<b>846</b>	<b>678</b>
<b>Day Total</b>	<b>295</b>		<b>327</b>		<b>297</b>		<b>294</b>		<b>311</b>		<b>1524</b>	
<b>AM Pct</b>	54.9%		56.0%		57.9%		55.1%		53.7%			

Peak Hour  
 Peak Volume  
 P.H.F

**AECOM**

7:00-8:00 AM	28	32	24	20	26	26
7:15-8:15 AM	27	22	22	20	20	22
7:30-8:30 AM	22	30	19	15	16	20
7:45-8:45 AM	13	30	17	16	12	18
8:00-9:00 AM	14	24	15	16	10	16

4:00-5:00 PM	21	12	17	24	18	18
4:15-5:15 PM	21	11	16	21	20	18
4:30-5:30 PM	16	21	20	20	23	20
4:45-5:45 PM	10	19	16	22	21	18
5:00-6:00 PM	7	14	20	21	22	17

Client: AECOM  
 File Number:  
 Route: L-3b  
 Location:

Site Ref: L-3b  
 Direction: OUT

Count Date	5/1/2023		5/2/2023		5/3/2023		5/4/2023		5/5/2023		AM	PM
	AM	PM	AM	PM	AM	PM	AM	PM	AM	PM		
0:00	0	0	0	2	0	0	0	1	0	3	0	6
0:15	0	5	1	7	0	2	0	2	0	3	1	19
0:30	0	5	0	6	0	5	0	5	0	2	0	23
0:45	0	2	0	5	0	1	2	2	0	8	2	18
1:00	0	5	1	7	0	4	0	1	2	9	3	26
1:15	0	0	1	1	0	3	0	1	0	7	1	12
1:30	0	3	0	5	0	2	1	4	1	2	2	16
1:45	0	7	0	1	0	1	0	5	0	12	0	26
2:00	0	4	3	9	1	3	4	8	2	8	10	32
2:15	0	1	1	5	1	9	0	5	0	3	2	23
2:30	1	3	0	3	0	3	0	2	0	7	1	18
2:45	0	9	0	6	0	7	0	5	0	3	0	30
3:00	0	4	0	6	0	6	0	4	0	8	0	28
3:15	0	7	0	11	0	5	0	5	2	6	2	34
3:30	1	7	0	7	0	9	0	7	0	13	1	43
3:45	2	6	0	4	1	3	0	2	0	8	3	23
4:00	0	7	0	6	0	7	0	5	0	11	0	36
4:15	0	2	0	5	0	6	0	5	0	5	0	23
4:30	1	5	0	5	0	4	1	2	1	2	3	18
4:45	1	3	0	5	0	7	0	9	0	8	1	32
5:00	1	9	0	3	0	7	0	3	0	5	1	27
5:15	0	7	0	8	0	3	0	5	0	7	0	30
5:30	0	5	1	3	0	7	1	7	3	8	5	30
5:45	5	2	5	6	3	3	1	7	3	1	17	19
6:00	4	1	0	5	2	2	1	9	5	3	12	20
6:15	1	3	0	4	3	3	3	8	4	2	11	20
6:30	1	5	0	6	0	7	5	4	3	4	9	26
6:45	1	5	9	0	4	4	8	4	3	3	25	16
7:00	2	5	10	2	8	1	8	4	9	2	37	14
7:15	7	4	5	5	4	0	5	7	9	6	30	22
7:30	7	21	10	14	9	17	11	23	15	9	52	84
7:45	2	11	2	6	2	3	1	9	2	5	9	34
8:00	2	5	3	6	6	6	5	3	4	3	20	23
8:15	4	0	6	4	3	4	4	1	2	1	19	10
8:30	7	2	3	5	6	1	4	2	1	2	21	12
8:45	4	0	3	2	1	4	3	3	4	0	15	9
9:00	3	5	3	3	1	1	2	0	1	3	10	12
9:15	4	0	3	8	3	3	3	4	1	1	14	16
9:30	4	3	3	5	6	4	7	0	9	1	29	13
9:45	7	1	3	0	4	2	3	1	5	1	22	5
10:00	2	1	2	2	4	1	3	0	3	0	14	4
10:15	1	0	1	0	3	1	5	1	3	1	13	3
10:30	3	2	9	5	5	2	5	4	5	2	27	15
10:45	6	1	4	2	3	3	2	1	6	1	21	8
11:00	1	1	0	4	3	3	5	5	5	0	14	13
11:15	2	1	2	0	3	0	2	0	5	1	14	2
11:30	2	1	0	2	4	2	3	7	3	1	12	13
11:45	2	1	6	0	1	0	4	0	1	1	14	2
<b>Totals</b>	<b>91</b>	<b>187</b>	<b>100</b>	<b>216</b>	<b>94</b>	<b>181</b>	<b>112</b>	<b>202</b>	<b>122</b>	<b>202</b>	<b>519</b>	<b>988</b>
<b>Day Total</b>	<b>278</b>		<b>316</b>		<b>275</b>		<b>314</b>		<b>324</b>		<b>1507</b>	
<b>AM Pct</b>	32.7%		31.6%		34.2%		35.7%		37.7%			

Peak Hour  
 Peak Volume  
 P.H.F

**AECOM**

7:00-8:00 AM	18	27	23	25	35	26
7:15-8:15 AM	18	20	21	22	30	22
7:30-8:30 AM	15	21	20	21	23	20
7:45-8:45 AM	15	14	17	14	9	14
8:00-9:00 AM	17	15	16	16	11	15

4:00-5:00 PM	17	21	24	21	26	22
4:15-5:15 PM	19	18	24	19	20	20
4:30-5:30 PM	24	21	21	19	22	21
4:45-5:45 PM	24	19	24	24	28	24
5:00-6:00 PM	23	20	20	22	21	21



Client: AECOM  
 File Number:  
 Route: L-9a  
 Location:

Site Ref: L-9a  
 Direction: IN

Count Date	5/1/2023		5/2/2023		5/3/2023		5/4/2023		5/5/2023		AM	PM
	AM	PM	AM	PM	AM	PM	AM	PM	AM	PM		
0:00	0	1	2	1	2	2	1	1	2	0	7	5
0:15	0	2	0	5	2	1	0	2	0	2	2	12
0:30	0	3	3	1	1	4	1	3	3	3	8	14
0:45	0	3	0	2	0	3	0	4	0	2	0	14
1:00	0	3	0	3	0	4	0	6	0	4	0	20
1:15	0	4	0	1	0	1	0	3	0	2	0	11
1:30	0	3	0	5	0	4	0	3	0	4	0	19
1:45	0	3	0	2	0	2	0	6	0	2	0	15
2:00	0	2	0	2	0	1	0	1	0	0	0	6
2:15	0	3	0	0	0	1	0	1	0	1	0	6
2:30	0	2	0	1	0	1	0	2	0	1	0	7
2:45	0	5	0	6	0	6	0	3	0	3	0	23
3:00	0	2	0	4	0	2	0	2	0	2	0	12
3:15	0	7	1	2	0	2	0	4	0	5	1	20
3:30	0	2	0	0	0	1	0	3	0	2	0	8
3:45	2	3	1	6	2	7	1	2	0	3	6	21
4:00	1	2	0	3	0	2	0	0	1	2	2	9
4:15	0	2	0	3	0	0	0	1	1	2	1	8
4:30	0	0	0	0	0	1	0	0	0	0	0	1
4:45	0	1	0	0	0	1	2	1	0	3	2	6
5:00	0	1	0	1	0	2	0	4	0	1	0	9
5:15	0	0	1	1	3	2	2	0	1	1	7	4
5:30	1	0	0	0	1	0	1	0	1	0	3	1
5:45	0	1	0	0	0	1	0	0	0	0	0	2
6:00	0	0	0	1	0	0	1	0	1	0	2	1
6:15	2	2	1	0	1	1	3	1	1	0	8	4
6:30	4	0	2	2	0	4	2	0	0	2	8	8
6:45	0	1	1	0	3	1	4	1	3	1	11	4
7:00	2	1	1	2	3	1	4	1	2	0	12	5
7:15	2	2	1	0	2	1	0	0	2	1	7	4
7:30	0	3	1	1	0	0	0	0	0	1	1	5
7:45	0	1	1	0	2	4	0	0	1	0	4	5
8:00	2	5	1	0	3	0	2	1	1	1	9	7
8:15	4	3	2	0	7	0	4	0	3	1	20	4
8:30	1	4	1	1	2	0	0	1	1	0	5	6
8:45	1	1	1	0	1	2	0	0	1	0	4	3
9:00	1	0	1	0	1	0	1	1	2	0	6	1
9:15	1	0	0	2	2	0	3	2	2	0	8	4
9:30	3	4	1	0	1	2	0	0	1	1	6	7
9:45	1	1	6	1	5	0	2	0	0	0	14	2
10:00	4	0	4	0	6	0	6	0	3	0	23	0
10:15	6	0	2	0	1	0	1	0	2	0	12	0
10:30	0	1	3	0	2	0	5	0	5	0	15	1
10:45	1	0	0	0	2	0	0	0	2	0	5	0
11:00	3	0	1	0	3	0	2	0	1	0	10	0
11:15	5	0	2	0	2	0	0	0	3	0	12	0
11:30	1	0	1	0	2	0	3	0	4	0	11	0
11:45	0	0	1	0	1	1	5	0	2	0	9	1
<b>Totals</b>	<b>48</b>	<b>84</b>	<b>43</b>	<b>59</b>	<b>63</b>	<b>68</b>	<b>55</b>	<b>61</b>	<b>52</b>	<b>53</b>	<b>261</b>	<b>325</b>
<b>Day Total</b>	<b>132</b>		<b>102</b>		<b>131</b>		<b>116</b>		<b>105</b>		<b>586</b>	
<b>AM Pct</b>	36.4%		42.2%		48.1%		47.4%		49.5%			

Peak Hour  
 Peak Volume  
 P.H.F

**AECOM**

7:00-8:00 AM	4	4	7	4	5	5
7:15-8:15 AM	4	4	7	2	4	4
7:30-8:30 AM	6	5	12	6	5	7
7:45-8:45 AM	7	5	14	6	6	8
8:00-9:00 AM	8	5	13	6	6	8

4:00-5:00 PM	5	6	4	2	7	5
4:15-5:15 PM	4	4	4	6	6	5
4:30-5:30 PM	2	2	6	5	5	4
4:45-5:45 PM	2	2	5	6	5	4
5:00-6:00 PM	2	2	5	5	2	3

Client: AECOM  
 File Number:  
 Route: L-9a  
 Location:

Site Ref: L-9a  
 Direction: OUT

Count Date	5/1/2023		5/2/2023		5/3/2023		5/4/2023		5/5/2023		AM	PM
	AM	PM	AM	PM	AM	PM	AM	PM	AM	PM		
0:00	0	0	0	2	0	1	0	3	0	3	0	9
0:15	0	1	0	1	0	1	0	1	0	3	0	7
0:30	0	1	0	3	0	4	0	1	0	4	0	13
0:45	0	8	0	3	0	1	0	4	0	2	0	18
1:00	0	2	0	2	0	5	0	6	0	3	0	18
1:15	0	2	1	1	0	3	1	6	0	2	2	14
1:30	0	1	0	3	1	2	0	1	0	1	1	8
1:45	0	3	0	6	0	3	0	5	0	5	0	22
2:00	0	5	0	2	0	4	0	3	0	4	0	18
2:15	0	4	0	3	0	4	0	3	0	3	0	17
2:30	0	3	0	2	0	1	0	4	0	2	0	12
2:45	0	8	0	0	0	0	0	2	0	0	0	10
3:00	0	1	0	4	0	0	0	1	0	2	0	8
3:15	0	4	0	2	0	2	0	1	0	0	0	9
3:30	0	2	0	1	0	1	0	2	0	2	0	8
3:45	0	2	0	2	0	1	0	1	0	2	0	8
4:00	0	2	0	2	0	4	0	2	0	3	0	13
4:15	2	3	0	1	0	1	1	0	0	1	3	6
4:30	0	2	1	2	1	2	0	3	1	4	3	13
4:45	0	0	0	2	0	4	0	2	0	2	0	10
5:00	0	1	0	0	0	1	0	1	0	1	0	4
5:15	0	1	0	2	0	2	1	2	0	0	1	7
5:30	0	0	1	3	2	0	0	1	2	2	5	6
5:45	1	2	0	1	1	1	3	1	0	0	5	5
6:00	3	2	4	1	4	0	4	0	4	0	19	3
6:15	0	1	0	2	0	1	0	1	0	1	0	6
6:30	2	1	2	0	1	2	2	1	2	0	9	4
6:45	1	1	0	0	0	2	3	0	0	0	4	3
7:00	1	1	2	2	0	4	1	1	0	2	4	10
7:15	4	2	3	0	6	0	4	1	7	0	24	3
7:30	1	2	0	0	2	2	1	0	1	2	5	6
7:45	0	1	2	0	1	0	0	0	0	1	3	2
8:00	0	2	0	0	1	0	0	0	1	0	2	2
8:15	2	1	0	1	3	1	1	0	1	0	7	3
8:30	3	2	1	0	4	0	0	0	2	1	10	3
8:45	3	5	2	1	2	1	3	1	2	0	12	8
9:00	1	0	3	0	3	0	1	0	2	0	10	0
9:15	1	0	1	0	5	0	2	1	0	0	9	1
9:30	0	3	0	0	2	0	1	1	0	0	3	4
9:45	1	1	2	0	1	0	0	0	0	0	4	1
10:00	0	1	2	0	0	1	2	0	1	0	5	2
10:15	3	1	3	0	3	0	2	0	2	0	13	1
10:30	2	1	3	0	3	0	5	0	4	0	17	1
10:45	2	1	2	0	1	0	1	0	2	0	8	1
11:00	1	1	0	1	3	0	2	0	0	0	6	2
11:15	6	1	2	0	3	0	1	0	2	0	14	1
11:30	4	0	1	0	4	0	1	0	1	0	11	0
11:45	3	1	2	0	3	0	2	0	5	0	15	1
<b>Totals</b>	<b>47</b>	<b>90</b>	<b>40</b>	<b>58</b>	<b>60</b>	<b>62</b>	<b>45</b>	<b>63</b>	<b>42</b>	<b>58</b>	<b>234</b>	<b>331</b>
<b>Day Total</b>	<b>137</b>		<b>98</b>		<b>122</b>		<b>108</b>		<b>100</b>		<b>565</b>	
<b>AM Pct</b>	34.3%		40.8%		49.2%		41.7%		42.0%			

Peak Hour  
 Peak Volume  
 P.H.F

**AECOM**

7:00-8:00 AM	6	7	9	6	8	7
7:15-8:15 AM	5	5	10	5	9	7
7:30-8:30 AM	3	2	7	2	3	3
7:45-8:45 AM	5	3	9	1	4	4
8:00-9:00 AM	8	3	10	4	6	6

4:00-5:00 PM	7	7	11	7	10	8
4:15-5:15 PM	6	5	8	6	8	7
4:30-5:30 PM	4	6	9	8	7	7
4:45-5:45 PM	2	7	7	6	5	5
5:00-6:00 PM	4	6	4	5	3	4

Client: AECOM  
 File Number:  
 Route: PS-1a  
 Location:

Site Ref: PS-1a  
 Direction: IN

Count Date	5/1/2023		5/2/2023		5/3/2023		5/4/2023		5/5/2023			
Count Time	AM	PM	AM	PM	AM	PM	AM	PM	AM	PM	AM	PM
0:00	0	4	0	8	0	0	0	7	0	1	0	20
0:15	0	3	0	4	0	3	0	10	0	5	0	25
0:30	0	2	0	8	0	6	0	3	0	7	0	26
0:45	0	6	0	1	0	12	0	4	0	10	0	33
1:00	0	9	0	11	1	3	0	7	1	6	2	36
1:15	0	10	0	8	0	9	0	7	0	4	0	38
1:30	0	7	0	5	0	7	0	7	0	7	0	33
1:45	0	5	0	11	3	4	0	6	0	15	3	41
2:00	0	13	0	7	1	13	0	5	0	11	1	49
2:15	0	2	0	8	0	12	0	7	1	7	1	36
2:30	0	10	0	2	0	4	0	9	0	13	0	38
2:45	0	3	3	8	0	6	0	0	0	8	3	25
3:00	0	3	0	6	0	1	0	5	0	4	0	19
3:15	0	5	0	4	1	2	0	0	0	5	1	16
3:30	1	3	0	5	0	4	0	3	0	2	1	17
3:45	0	3	0	1	0	6	1	4	2	1	3	15
4:00	0	6	0	6	1	3	0	4	1	8	2	27
4:15	1	3	1	12	0	6	0	2	0	1	2	24
4:30	3	3	0	5	1	2	1	3	1	3	6	16
4:45	3	4	3	3	5	0	5	0	3	1	19	8
5:00	3	0	6	0	2	1	0	1	2	0	13	2
5:15	5	0	1	5	3	3	0	2	3	0	12	10
5:30	4	4	7	0	4	1	9	1	6	1	30	7
5:45	6	10	13	1	16	6	5	1	4	2	44	20
6:00	5	8	11	7	5	12	5	7	2	0	28	34
6:15	11	15	3	11	4	11	9	14	6	14	33	65
6:30	12	2	4	10	17	7	6	6	5	2	44	27
6:45	8	8	16	0	18	1	11	0	9	0	62	9
7:00	1	1	9	2	2	1	9	4	7	0	28	8
7:15	3	1	8	3	11	1	6	4	11	2	39	11
7:30	14	1	5	0	11	1	6	2	11	0	47	4
7:45	2	0	4	2	3	0	5	1	2	1	16	4
8:00	8	0	3	0	7	3	1	1	4	2	23	6
8:15	8	0	4	0	9	0	6	1	9	0	36	1
8:30	9	1	0	2	9	0	3	2	4	1	25	6
8:45	4	0	7	2	2	3	8	1	3	0	24	6
9:00	4	0	3	0	4	4	4	2	5	0	20	6
9:15	4	3	13	2	8	2	4	0	4	0	33	7
9:30	6	3	4	0	4	0	3	4	4	0	21	7
9:45	4	4	3	4	6	2	5	4	4	1	22	15
10:00	1	6	9	5	2	2	5	3	2	0	19	16
10:15	1	5	6	5	6	3	4	4	4	1	21	18
10:30	6	3	4	5	3	0	1	1	2	1	16	10
10:45	5	0	0	0	2	1	1	0	4	1	12	2
11:00	2	0	1	0	3	0	5	0	0	0	11	0
11:15	3	2	10	0	10	0	3	0	6	1	32	3
11:30	2	0	4	0	1	0	0	0	1	0	8	0
11:45	0	0	8	0	5	0	1	0	9	0	23	0
<b>Totals</b>	<b>149</b>	<b>181</b>	<b>173</b>	<b>189</b>	<b>190</b>	<b>168</b>	<b>132</b>	<b>159</b>	<b>142</b>	<b>149</b>	<b>786</b>	<b>846</b>
<b>Day Total</b>	<b>330</b>		<b>362</b>		<b>358</b>		<b>291</b>		<b>291</b>		<b>1632</b>	
<b>AM Pct</b>	45.2%		47.8%		53.1%		45.4%		48.8%			

Peak Hour  
 Peak Volume  
 P.H.F

**AECOM**

7:00-8:00 AM	20	26	27	26	31	26
7:15-8:15 AM	27	20	32	18	28	25
7:30-8:30 AM	32	16	30	18	26	24
7:45-8:45 AM	27	11	28	15	19	20
8:00-9:00 AM	29	14	27	18	20	22

4:00-5:00 PM	16	26	11	9	13	15
4:15-5:15 PM	10	20	9	6	5	10
4:30-5:30 PM	7	13	6	6	4	7
4:45-5:45 PM	8	8	5	4	2	5
5:00-6:00 PM	14	6	11	5	3	8

Client: AECOM  
 File Number:  
 Route: PS-1a  
 Location:

Site Ref: PS-1a  
 Direction: OUT

Count Date	5/1/2023		5/2/2023		5/3/2023		5/4/2023		5/5/2023			
Count Time	AM	PM	AM	PM	AM	PM	AM	PM	AM	PM	AM	PM
0:00	2	2	7	1	5	12	2	5	5	7	21	27
0:15	1	12	1	14	5	9	3	8	3	6	13	49
0:30	1	5	1	15	0	10	4	9	4	6	10	45
0:45	1	8	2	8	2	11	5	6	2	9	12	42
1:00	1	9	5	8	6	21	9	12	6	9	27	59
1:15	0	14	3	16	2	21	3	11	5	8	13	70
1:30	1	14	1	15	2	14	0	7	3	11	7	61
1:45	0	8	0	9	2	15	2	13	1	15	5	60
2:00	0	17	2	10	3	12	0	15	0	12	5	66
2:15	1	8	1	16	1	14	2	10	2	13	7	61
2:30	0	13	2	12	2	17	2	16	2	19	8	77
2:45	0	13	1	7	1	11	2	6	0	20	4	57
3:00	0	10	0	7	0	21	1	18	0	15	1	71
3:15	2	24	0	16	0	16	0	10	0	25	2	91
3:30	1	18	0	25	0	20	0	21	1	25	2	109
3:45	0	17	1	16	2	17	1	19	1	14	5	83
4:00	0	15	3	25	0	21	2	18	3	28	8	107
4:15	2	21	2	21	2	24	0	12	0	6	6	84
4:30	1	22	3	22	5	17	3	18	4	21	16	100
4:45	1	20	1	15	2	18	1	14	0	13	5	80
5:00	1	27	0	34	1	21	0	26	0	11	2	119
5:15	0	22	0	16	1	24	0	26	1	28	2	116
5:30	3	23	1	18	2	19	2	20	1	15	9	95
5:45	0	16	1	26	2	19	0	18	0	19	3	98
6:00	3	21	8	27	3	16	3	9	4	11	21	84
6:15	3	13	6	16	4	24	2	15	2	9	17	77
6:30	2	6	3	12	2	15	6	18	4	17	17	68
6:45	4	14	7	18	8	13	4	11	2	8	25	64
7:00	18	17	24	15	22	14	24	19	22	8	110	73
7:15	18	16	31	13	43	14	42	20	34	12	168	75
7:30	39	19	30	20	27	21	34	23	37	12	167	95
7:45	9	14	9	11	16	21	13	11	8	9	55	66
8:00	12	12	9	8	3	7	5	7	5	3	34	37
8:15	6	5	3	8	4	9	4	9	5	5	22	36
8:30	4	4	2	5	2	6	1	3	3	4	12	22
8:45	0	6	3	13	6	3	1	4	3	1	13	27
9:00	3	3	5	6	5	4	1	8	2	3	16	24
9:15	0	7	2	3	2	4	5	5	3	2	12	21
9:30	4	6	2	5	2	7	2	6	1	5	11	29
9:45	0	7	6	2	5	4	0	5	3	4	14	22
10:00	2	4	3	6	1	8	4	7	4	7	14	32
10:15	5	3	4	6	7	2	9	2	6	1	31	14
10:30	2	8	8	9	3	8	5	7	3	3	21	35
10:45	0	9	4	7	5	11	5	6	6	6	20	39
11:00	5	8	3	12	6	14	5	17	7	14	26	65
11:15	2	16	2	15	13	12	8	11	10	11	35	65
11:30	11	14	9	16	6	15	4	13	8	18	38	76
11:45	6	7	8	3	4	5	7	9	10	3	35	27
<b>Totals</b>	<b>177</b>	<b>597</b>	<b>229</b>	<b>628</b>	<b>247</b>	<b>661</b>	<b>238</b>	<b>583</b>	<b>236</b>	<b>531</b>	<b>1127</b>	<b>3000</b>
<b>Day Total</b>	<b>774</b>		<b>857</b>		<b>908</b>		<b>821</b>		<b>767</b>		<b>4127</b>	
<b>AM Pct</b>	22.9%		26.7%		27.2%		29.0%		30.8%			

Peak Hour  
 Peak Volume  
 P.H.F

**AECOM**

7:00-8:00 AM	84	94	108	113	101	100
7:15-8:15 AM	78	79	89	94	84	85
7:30-8:30 AM	66	51	50	56	55	56
7:45-8:45 AM	31	23	25	23	21	25
8:00-9:00 AM	22	17	15	11	16	16

4:00-5:00 PM	78	83	80	62	68	74
4:15-5:15 PM	90	92	80	70	51	77
4:30-5:30 PM	91	87	80	84	73	83
4:45-5:45 PM	92	83	82	86	67	82
5:00-6:00 PM	88	94	83	90	73	86

Client: AECOM  
 File Number:  
 Route: PS-1b  
 Location:

Site Ref: PS-1b  
 Direction: IN

Count Date	5/1/2023		5/2/2023		5/3/2023		5/4/2023		5/5/2023		AM	PM
	AM	PM	AM	PM	AM	PM	AM	PM	AM	PM		
0:00	0	8	0	12	0	7	0	11	0	7	0	45
0:15	0	9	0	8	1	12	0	10	0	13	1	52
0:30	0	11	0	9	0	12	0	11	0	10	0	53
0:45	0	7	0	11	0	12	1	11	0	9	1	50
1:00	0	7	0	22	0	17	0	17	0	13	0	76
1:15	0	23	0	19	1	21	0	13	0	17	1	93
1:30	0	18	0	18	0	17	0	13	0	10	0	76
1:45	0	11	0	9	0	14	0	17	0	11	0	62
2:00	1	20	0	14	0	10	0	8	0	10	1	62
2:15	0	17	0	8	0	16	0	12	0	14	0	67
2:30	0	8	0	18	0	14	1	12	1	15	2	67
2:45	2	13	0	17	0	10	0	10	0	14	2	64
3:00	0	11	0	10	0	11	1	7	0	14	1	53
3:15	0	5	2	6	0	14	1	9	0	11	3	45
3:30	2	10	0	6	0	7	1	6	0	3	3	32
3:45	0	4	0	9	0	8	1	5	0	8	1	34
4:00	2	8	4	9	1	8	1	7	1	9	9	41
4:15	1	7	2	9	2	10	0	16	2	1	7	43
4:30	2	4	1	7	3	5	5	9	1	4	12	29
4:45	4	2	4	2	4	14	3	4	2	5	17	27
5:00	6	5	1	5	4	6	1	5	0	3	12	24
5:15	3	7	7	7	6	13	5	6	3	5	24	38
5:30	6	3	5	4	6	8	15	9	7	3	39	27
5:45	13	10	15	9	19	8	15	14	14	4	76	45
6:00	18	22	23	22	19	20	16	19	15	15	91	98
6:15	27	29	19	27	26	38	34	19	22	24	128	137
6:30	34	27	32	19	31	20	36	25	24	15	157	106
6:45	22	4	21	5	29	7	21	5	21	11	114	32
7:00	13	6	20	7	21	8	17	6	10	4	81	31
7:15	16	9	22	10	10	8	21	5	16	4	85	36
7:30	10	6	23	5	20	1	17	3	13	5	83	20
7:45	13	2	15	2	26	3	22	6	19	1	95	14
8:00	26	5	15	2	16	4	12	3	17	4	86	18
8:15	19	1	16	0	13	2	18	3	17	2	83	8
8:30	21	4	14	2	21	6	24	2	17	0	97	14
8:45	24	2	17	1	22	0	14	4	20	0	97	7
9:00	20	4	26	3	19	3	19	2	20	1	104	13
9:15	22	1	15	2	20	0	15	2	22	0	94	5
9:30	17	3	19	3	17	1	20	0	13	0	86	7
9:45	20	0	15	2	16	0	18	2	21	1	90	5
10:00	11	2	12	0	23	1	20	2	12	1	78	6
10:15	21	8	27	4	12	3	26	8	9	11	95	34
10:30	14	2	18	6	19	9	22	9	15	5	88	31
10:45	13	1	15	2	21	3	11	1	11	4	71	11
11:00	9	1	16	1	14	0	13	2	18	0	70	4
11:15	13	0	16	0	17	1	14	1	16	0	76	2
11:30	9	1	12	0	11	2	6	0	11	0	49	3
11:45	9	1	12	0	13	1	11	1	16	0	61	3
<b>Totals</b>	<b>463</b>	<b>369</b>	<b>481</b>	<b>373</b>	<b>503</b>	<b>415</b>	<b>498</b>	<b>372</b>	<b>426</b>	<b>321</b>	<b>2371</b>	<b>1850</b>
<b>Day Total</b>	<b>832</b>		<b>854</b>		<b>918</b>		<b>870</b>		<b>747</b>		<b>4221</b>	
<b>AM Pct</b>	55.6%		56.3%		54.8%		57.2%		57.0%			

Peak Hour  
 Peak Volume  
 P.H.F

**AECOM**

7:00-8:00 AM	52	80	77	77	58	69
7:15-8:15 AM	65	75	72	72	65	70
7:30-8:30 AM	68	69	75	69	66	69
7:45-8:45 AM	79	60	76	76	70	72
8:00-9:00 AM	90	62	72	68	71	73

4:00-5:00 PM	21	27	37	36	19	28
4:15-5:15 PM	18	23	35	34	13	25
4:30-5:30 PM	18	21	38	24	17	24
4:45-5:45 PM	17	18	41	24	16	23
5:00-6:00 PM	25	25	35	34	15	27

Client: AECOM  
 File Number:  
 Route: PS-1b  
 Location:

Site Ref: PS-1b  
 Direction: OUT

Count Date	5/1/2023		5/2/2023		5/3/2023		5/4/2023		5/5/2023		AM	PM
	AM	PM	AM	PM	AM	PM	AM	PM	AM	PM		
0:00	2	5	1	13	3	12	2	11	0	3	8	44
0:15	0	9	3	9	0	9	1	11	3	12	7	50
0:30	1	6	2	9	2	11	4	12	3	7	12	45
0:45	0	9	4	9	1	12	1	9	2	10	8	49
1:00	1	13	2	9	1	11	3	5	3	13	10	51
1:15	1	7	0	11	0	12	0	20	0	7	1	57
1:30	2	12	1	15	1	11	1	17	0	13	5	68
1:45	0	8	1	16	1	11	1	10	1	15	4	60
2:00	2	15	3	12	2	16	3	5	1	12	11	60
2:15	3	6	1	8	3	11	1	14	2	11	10	50
2:30	0	18	0	15	1	14	1	14	0	10	2	71
2:45	0	10	1	16	1	12	0	12	0	11	2	61
3:00	2	15	0	13	2	15	0	20	0	17	4	80
3:15	0	15	0	16	1	24	1	19	0	17	2	91
3:30	1	21	1	13	1	18	0	28	1	14	4	94
3:45	0	14	0	19	0	13	0	18	0	14	0	78
4:00	0	14	1	13	1	22	2	25	1	8	5	82
4:15	1	15	0	11	1	21	0	12	1	13	3	72
4:30	2	29	1	25	1	28	2	17	2	16	8	115
4:45	0	17	3	28	0	12	0	22	0	25	3	104
5:00	0	21	0	12	0	22	0	18	0	21	0	94
5:15	1	13	1	29	1	16	1	23	0	26	4	107
5:30	1	20	0	22	4	23	1	21	0	20	6	106
5:45	1	19	1	24	0	19	1	20	3	15	6	97
6:00	3	13	0	15	1	20	1	17	0	11	5	76
6:15	1	11	4	12	1	10	2	17	2	11	10	61
6:30	1	10	3	22	2	21	4	12	3	5	13	70
6:45	5	11	2	16	7	15	5	17	2	12	21	71
7:00	7	17	7	13	10	18	7	10	4	15	35	73
7:15	21	21	29	11	28	14	17	23	34	15	129	84
7:30	18	12	31	15	23	16	22	12	25	10	119	65
7:45	6	4	11	7	8	13	13	12	11	7	49	43
8:00	7	4	7	8	6	11	8	5	6	7	34	35
8:15	6	3	2	4	7	7	9	6	4	7	28	27
8:30	3	4	2	5	3	8	1	5	3	1	12	23
8:45	5	5	3	3	1	3	3	4	1	1	13	16
9:00	4	8	5	7	3	5	1	9	2	3	15	32
9:15	1	6	3	3	0	7	4	9	3	0	11	25
9:30	4	4	2	9	3	4	1	13	5	5	15	35
9:45	3	2	1	6	3	6	4	5	3	7	14	26
10:00	6	4	7	3	3	2	5	6	3	2	24	17
10:15	4	5	5	4	5	5	6	3	3	4	23	21
10:30	7	3	8	4	6	5	6	5	2	2	29	19
10:45	4	3	4	3	4	3	8	2	3	4	23	15
11:00	7	4	3	6	3	4	7	9	3	7	23	30
11:15	6	1	4	3	3	8	1	4	5	2	19	18
11:30	6	5	5	9	8	8	11	4	6	7	36	33
11:45	6	0	7	0	4	2	15	6	6	5	38	13
<b>Totals</b>	<b>162</b>	<b>491</b>	<b>182</b>	<b>555</b>	<b>170</b>	<b>590</b>	<b>187</b>	<b>598</b>	<b>162</b>	<b>480</b>	<b>863</b>	<b>2714</b>
<b>Day Total</b>	<b>653</b>		<b>737</b>		<b>760</b>		<b>785</b>		<b>642</b>		<b>3577</b>	
<b>AM Pct</b>	24.8%		24.7%		22.4%		23.8%		25.2%			

Peak Hour  
 Peak Volume  
 P.H.F

**AECOM**

7:00-8:00 AM	52	78	69	59	74	66
7:15-8:15 AM	52	78	65	60	76	66
7:30-8:30 AM	37	51	44	52	46	46
7:45-8:45 AM	22	22	24	31	24	25
8:00-9:00 AM	21	14	17	21	14	17

4:00-5:00 PM	75	77	83	76	62	75
4:15-5:15 PM	82	76	83	69	75	77
4:30-5:30 PM	80	94	78	80	88	84
4:45-5:45 PM	71	91	73	84	92	82
5:00-6:00 PM	73	87	80	82	82	81

Client: AECOM  
 File Number:  
 Route: PS-5a  
 Location:

Site Ref: PS-5a  
 Direction: IN

Count Date	5/1/2023		5/2/2023		5/3/2023		5/4/2023		5/5/2023		AM	PM
	AM	PM	AM	PM	AM	PM	AM	PM	AM	PM		
0:00	0	1	0	2	0	4	0	3	0	4	0	14
0:15	0	2	0	4	0	0	0	1	0	2	0	9
0:30	0	5	0	4	0	4	0	3	0	4	0	20
0:45	0	3	0	0	0	5	0	3	0	4	0	15
1:00	0	4	0	2	0	1	0	3	0	3	0	13
1:15	0	6	0	5	0	4	0	6	0	3	0	24
1:30	0	4	0	1	1	2	0	3	0	2	1	12
1:45	0	2	0	3	0	1	0	1	0	2	0	9
2:00	0	4	0	1	0	2	0	4	0	2	0	13
2:15	1	1	0	2	0	2	0	0	0	5	1	10
2:30	2	3	0	2	0	7	0	2	0	6	2	20
2:45	0	2	0	4	0	2	1	4	0	1	1	13
3:00	0	0	1	3	2	1	1	2	2	0	6	6
3:15	0	1	2	2	0	1	2	2	0	2	4	8
3:30	2	1	1	2	3	3	1	2	0	2	7	10
3:45	0	2	0	3	0	3	0	0	0	2	0	10
4:00	2	2	1	0	2	0	1	0	0	1	6	3
4:15	0	0	2	6	1	1	2	2	1	1	6	10
4:30	2	1	1	3	3	1	2	2	4	4	12	11
4:45	3	4	2	3	8	2	3	0	3	1	19	10
5:00	4	0	5	5	9	1	5	1	5	2	28	9
5:15	2	1	6	0	6	0	6	1	5	0	25	2
5:30	19	0	15	1	17	1	15	0	10	2	76	4
5:45	22	1	26	2	22	0	30	1	30	1	130	5
6:00	49	2	55	3	55	0	54	2	45	3	258	10
6:15	72	5	75	4	83	1	86	2	84	1	400	13
6:30	69	1	61	2	76	0	56	0	58	2	320	5
6:45	43	1	49	1	47	1	53	1	40	0	232	4
7:00	40	3	36	0	44	2	40	0	24	1	184	6
7:15	57	1	59	3	52	1	57	0	44	3	269	8
7:30	37	0	32	2	36	0	43	1	42	0	190	3
7:45	46	2	32	0	35	1	33	0	35	2	181	5
8:00	38	0	46	0	40	0	34	0	26	1	184	1
8:15	35	0	44	0	46	1	36	0	35	0	196	1
8:30	39	0	23	0	27	0	48	0	24	1	161	1
8:45	41	0	42	0	32	0	37	1	23	1	175	2
9:00	34	0	30	1	35	0	35	2	31	0	165	3
9:15	23	1	44	0	30	0	28	0	24	1	149	2
9:30	30	0	30	1	24	0	17	0	17	0	118	1
9:45	18	0	20	0	26	0	21	2	23	2	108	4
10:00	16	0	20	0	18	0	18	0	13	0	85	0
10:15	11	1	11	0	21	0	10	1	12	0	65	2
10:30	6	0	11	0	12	0	14	1	5	0	48	1
10:45	4	0	11	0	9	0	6	0	6	0	36	0
11:00	4	0	5	0	1	0	1	0	7	0	18	0
11:15	3	0	2	0	2	0	5	0	4	0	16	0
11:30	5	0	3	0	8	0	1	0	1	0	18	0
11:45	8	0	1	1	3	0	6	0	4	0	22	1
<b>Totals</b>	<b>787</b>	<b>67</b>	<b>804</b>	<b>78</b>	<b>836</b>	<b>55</b>	<b>808</b>	<b>59</b>	<b>687</b>	<b>74</b>	<b>3922</b>	<b>333</b>
<b>Day Total</b>	<b>854</b>		<b>882</b>		<b>891</b>		<b>867</b>		<b>761</b>		<b>4255</b>	
<b>AM Pct</b>	92.2%		91.2%		93.8%		93.2%		90.3%			

Peak Hour  
 Peak Volume  
 P.H.F

**AECOM**

<b>7:00-8:00 AM</b>	180	159	167	173	145	165
<b>7:15-8:15 AM</b>	178	169	163	167	147	165
<b>7:30-8:30 AM</b>	156	154	157	146	138	150
<b>7:45-8:45 AM</b>	158	145	148	151	120	144
<b>8:00-9:00 AM</b>	153	155	145	155	108	143

<b>4:00-5:00 PM</b>	7	12	4	4	7	7
<b>4:15-5:15 PM</b>	5	17	5	5	8	8
<b>4:30-5:30 PM</b>	6	11	4	4	7	6
<b>4:45-5:45 PM</b>	5	9	4	2	5	5
<b>5:00-6:00 PM</b>	2	8	2	3	5	4

Client: AECOM  
 File Number:  
 Route: PS-5a  
 Location:

Site Ref: PS-5a  
 Direction: OUT

Count Date	5/1/2023		5/2/2023		5/3/2023		5/4/2023		5/5/2023		AM	PM
	AM	PM	AM	PM	AM	PM	AM	PM	AM	PM		
0:00	0	3	0	5	1	1	0	5	4	8	5	22
0:15	0	6	0	2	1	4	1	5	3	4	5	21
0:30	0	11	1	10	0	5	2	7	0	4	3	37
0:45	0	5	0	6	1	9	0	5	0	5	1	30
1:00	0	5	1	4	0	5	0	4	0	4	1	22
1:15	0	6	0	10	1	7	1	7	0	5	2	35
1:30	0	12	0	9	0	1	1	9	2	5	3	36
1:45	1	6	1	7	0	10	0	8	0	7	2	38
2:00	0	11	0	10	0	4	0	11	0	7	0	43
2:15	0	9	0	12	0	9	0	7	0	10	0	47
2:30	0	13	0	15	0	15	0	12	0	10	0	65
2:45	0	10	0	15	1	11	0	18	0	19	1	73
3:00	0	10	0	13	0	23	0	16	0	14	0	76
3:15	0	26	0	29	0	23	0	29	0	25	0	132
3:30	0	32	0	33	0	45	0	37	0	27	0	174
3:45	1	35	0	34	0	39	0	24	0	33	1	165
4:00	0	24	0	28	0	22	0	26	0	23	0	123
4:15	0	32	0	38	0	45	0	53	0	33	0	201
4:30	1	44	0	30	0	34	1	24	1	27	3	159
4:45	0	34	0	36	2	43	0	28	0	38	2	179
5:00	0	52	0	43	0	47	0	47	0	44	0	233
5:15	0	45	0	40	0	50	0	48	0	41	0	224
5:30	0	40	1	37	0	41	0	48	0	31	1	197
5:45	1	30	0	44	0	39	0	26	0	37	1	176
6:00	1	28	1	37	1	27	1	25	1	24	5	141
6:15	1	28	1	27	1	21	2	34	4	27	9	137
6:30	1	35	3	30	2	30	0	27	3	25	9	147
6:45	1	20	0	27	0	17	1	20	0	18	2	102
7:00	1	19	1	21	1	23	1	17	2	17	6	97
7:15	2	35	0	35	2	34	2	26	7	18	13	148
7:30	1	57	3	49	2	45	2	45	2	52	10	248
7:45	4	27	3	34	2	18	3	17	2	20	14	116
8:00	0	21	2	13	4	20	2	21	1	15	9	90
8:15	1	8	0	7	4	12	1	13	1	10	7	50
8:30	4	7	1	2	1	5	3	6	0	6	9	26
8:45	1	2	1	2	0	6	2	7	3	4	7	21
9:00	1	6	1	3	1	2	1	2	2	3	6	16
9:15	0	2	3	4	1	9	2	1	2	4	8	20
9:30	3	2	1	6	3	5	1	2	4	3	12	18
9:45	2	1	1	0	2	4	4	2	1	3	10	10
10:00	1	1	2	0	6	0	5	0	1	2	15	3
10:15	2	1	7	1	7	2	3	2	0	3	19	9
10:30	6	6	11	2	5	1	12	9	2	6	36	24
10:45	6	2	8	0	7	4	9	0	4	0	34	6
11:00	2	2	8	4	10	1	3	0	6	2	29	9
11:15	3	1	2	1	3	4	4	4	1	3	13	13
11:30	1	1	6	2	6	1	2	0	4	2	19	6
11:45	7	1	2	4	7	0	4	1	2	4	22	10
<b>Totals</b>	<b>56</b>	<b>814</b>	<b>72</b>	<b>821</b>	<b>85</b>	<b>823</b>	<b>76</b>	<b>785</b>	<b>65</b>	<b>732</b>	<b>354</b>	<b>3975</b>
<b>Day Total</b>	<b>870</b>		<b>893</b>		<b>908</b>		<b>861</b>		<b>797</b>		<b>4329</b>	
<b>AM Pct</b>	<b>6.4%</b>		<b>8.1%</b>		<b>9.4%</b>		<b>8.8%</b>		<b>8.2%</b>			

Peak Hour  
 Peak Volume  
 P.H.F

**AECOM**

7:00-8:00 AM	8	7	7	8	13	9
7:15-8:15 AM	7	8	10	9	12	9
7:30-8:30 AM	6	8	12	8	6	8
7:45-8:45 AM	9	6	11	9	4	8
8:00-9:00 AM	6	4	9	8	5	6

4:00-5:00 PM	134	132	144	131	121	132
4:15-5:15 PM	162	147	169	152	142	154
4:30-5:30 PM	175	149	174	147	150	159
4:45-5:45 PM	171	156	181	171	154	167
5:00-6:00 PM	167	164	177	169	153	166



Client: AECOM  
 File Number:  
 Route: PS-5b  
 Location:

Site Ref: PS-5b  
 Direction: IN

Count Date	5/1/2023		5/2/2023		5/3/2023		5/4/2023		5/5/2023		AM	PM
	AM	PM	AM	PM	AM	PM	AM	PM	AM	PM		
0:00	0	1	0	4	4	0	2	1	2	3	8	9
0:15	0	4	0	1	0	3	0	1	0	2	0	11
0:30	0	3	0	5	0	2	0	3	2	1	2	14
0:45	0	4	0	5	0	3	0	4	0	2	0	18
1:00	0	4	1	7	0	1	0	2	0	3	1	17
1:15	0	2	0	1	0	2	0	4	0	4	0	13
1:30	0	2	0	1	0	1	0	1	0	1	0	6
1:45	0	1	0	2	0	2	0	3	0	2	0	10
2:00	0	4	1	2	1	1	0	2	0	0	2	9
2:15	0	1	0	2	0	0	0	1	0	1	0	5
2:30	1	0	0	1	0	1	0	4	0	0	1	6
2:45	1	2	1	1	1	4	0	1	1	2	4	10
3:00	1	0	0	0	0	1	0	0	0	0	1	1
3:15	1	1	0	2	1	0	1	3	0	3	3	9
3:30	0	0	1	1	1	1	1	0	0	1	3	3
3:45	1	2	0	1	1	0	1	1	1	0	4	4
4:00	0	3	0	1	0	2	0	2	0	1	0	9
4:15	1	1	0	1	0	0	0	1	0	2	1	5
4:30	1	1	2	2	4	0	3	0	0	4	10	7
4:45	2	0	2	3	3	1	2	0	2	1	11	5
5:00	1	0	3	0	3	5	2	1	0	1	9	7
5:15	4	3	3	2	2	2	3	2	3	1	15	10
5:30	6	1	7	2	8	2	9	0	9	1	39	6
5:45	8	2	11	6	6	1	11	2	8	3	44	14
6:00	12	0	6	3	8	0	4	0	6	3	36	6
6:15	13	4	14	2	10	2	15	0	9	1	61	9
6:30	11	1	11	0	12	0	11	1	10	0	55	2
6:45	5	1	12	1	10	1	10	1	5	0	42	4
7:00	5	4	2	1	3	1	5	0	4	1	19	7
7:15	9	2	9	2	5	1	8	0	8	0	39	5
7:30	7	1	5	4	9	2	9	0	7	4	37	11
7:45	10	0	8	0	6	0	14	0	8	0	46	0
8:00	7	1	5	1	5	1	5	1	4	0	26	4
8:15	12	1	5	0	8	0	5	2	5	1	35	4
8:30	5	0	9	0	8	1	9	0	10	0	41	1
8:45	7	0	11	0	8	0	5	0	7	0	38	0
9:00	9	1	8	0	12	1	7	0	3	0	39	2
9:15	11	0	3	0	11	1	10	1	5	3	40	5
9:30	11	0	12	0	8	1	8	0	5	1	44	2
9:45	13	0	7	1	6	1	7	0	8	0	41	2
10:00	5	1	5	1	4	0	10	0	3	1	27	3
10:15	9	0	8	0	5	0	3	0	4	1	29	1
10:30	2	1	5	0	4	1	4	1	4	1	19	4
10:45	4	0	8	0	2	0	2	0	4	0	20	0
11:00	0	1	5	1	2	2	2	1	2	2	11	7
11:15	4	0	2	0	6	2	5	1	2	2	19	5
11:30	2	1	4	2	2	1	2	1	3	2	13	7
11:45	0	1	2	0	8	1	0	0	4	1	14	3
<b>Totals</b>	<b>201</b>	<b>63</b>	<b>198</b>	<b>72</b>	<b>197</b>	<b>55</b>	<b>195</b>	<b>49</b>	<b>158</b>	<b>63</b>	<b>949</b>	<b>302</b>
<b>Day Total</b>	<b>264</b>		<b>270</b>		<b>252</b>		<b>244</b>		<b>221</b>		<b>1251</b>	
<b>AM Pct</b>	76.1%		73.3%		78.2%		79.9%		71.5%			

Peak Hour  
 Peak Volume  
 P.H.F

**AECOM**

7:00-8:00 AM	31	24	23	36	27	28
7:15-8:15 AM	33	27	25	36	27	30
7:30-8:30 AM	36	23	28	33	24	29
7:45-8:45 AM	34	27	27	33	27	30
8:00-9:00 AM	31	30	29	24	26	28

4:00-5:00 PM	5	7	3	3	8	5
4:15-5:15 PM	2	6	6	2	8	5
4:30-5:30 PM	4	7	8	3	7	6
4:45-5:45 PM	4	7	10	3	4	6
5:00-6:00 PM	6	10	10	5	6	7

Client: AECOM  
 File Number:  
 Route: PS-5b  
 Location:

Site Ref: PS-5b  
 Direction: OUT

Count Date	5/1/2023		5/2/2023		5/3/2023		5/4/2023		5/5/2023			
	AM	PM	AM	PM	AM	PM	AM	PM	AM	PM	AM	PM
0:00	0	2	0	2	5	2	2	3	1	0	8	9
0:15	0	1	0	1	0	6	1	3	0	1	1	12
0:30	0	2	0	2	0	2	0	2	1	0	1	8
0:45	0	2	0	0	0	1	0	0	0	2	0	5
1:00	0	1	0	3	0	1	0	0	1	3	1	8
1:15	0	2	0	2	0	3	0	4	0	2	0	13
1:30	0	2	0	1	0	2	0	1	0	0	0	6
1:45	0	3	0	4	0	0	0	2	0	2	0	11
2:00	0	3	0	2	0	4	0	3	0	1	0	13
2:15	0	1	0	1	0	2	0	2	0	1	0	7
2:30	0	5	0	3	0	6	0	7	0	3	0	24
2:45	0	0	0	4	0	2	0	4	0	3	0	13
3:00	0	1	0	5	0	6	0	1	0	6	0	19
3:15	0	7	0	1	0	4	0	4	0	7	0	23
3:30	0	7	0	8	0	8	0	2	0	5	0	30
3:45	0	5	0	3	0	4	0	2	0	4	0	18
4:00	0	5	0	6	0	8	0	7	0	2	0	28
4:15	0	12	0	7	0	3	0	5	0	5	0	32
4:30	1	4	0	4	1	6	1	5	1	2	4	21
4:45	0	2	0	6	0	6	0	6	0	1	0	21
5:00	0	5	0	9	0	3	0	4	0	4	0	25
5:15	1	5	1	11	0	5	0	6	1	2	3	29
5:30	1	8	0	8	2	5	1	7	0	5	4	33
5:45	1	1	2	3	1	7	1	2	1	5	6	18
6:00	1	0	0	3	1	7	2	3	1	3	5	16
6:15	0	4	1	6	3	6	4	2	4	5	12	23
6:30	2	4	0	8	2	5	0	3	3	3	7	23
6:45	1	5	2	3	0	2	0	5	0	8	3	23
7:00	1	8	2	5	0	5	0	1	2	5	5	24
7:15	0	4	1	9	0	4	2	9	2	7	5	33
7:30	1	5	1	5	0	4	0	6	0	5	2	25
7:45	1	7	0	3	0	2	0	1	0	2	1	15
8:00	1	2	0	4	2	2	0	2	1	2	4	12
8:15	0	2	0	0	0	2	1	1	1	1	2	6
8:30	1	1	0	2	2	2	1	2	0	0	4	7
8:45	0	1	1	1	1	1	1	1	1	1	4	5
9:00	0	2	1	1	0	2	0	1	0	0	1	6
9:15	0	0	1	0	0	2	0	0	1	2	2	4
9:30	2	1	1	0	1	0	3	0	1	0	8	1
9:45	0	0	2	2	1	0	0	1	0	0	3	3
10:00	3	1	0	0	3	1	0	0	1	1	7	3
10:15	0	0	2	0	1	0	1	0	1	0	5	0
10:30	6	1	1	1	4	2	2	0	0	1	13	5
10:45	1	2	2	0	2	1	1	1	1	1	7	5
11:00	1	0	2	0	0	3	0	2	0	1	3	6
11:15	3	0	0	0	0	1	1	1	0	4	4	6
11:30	0	3	0	2	2	1	1	0	0	1	3	7
11:45	0	1	0	1	2	1	2	1	0	0	4	4
<b>Totals</b>	<b>29</b>	<b>140</b>	<b>23</b>	<b>152</b>	<b>36</b>	<b>152</b>	<b>28</b>	<b>125</b>	<b>26</b>	<b>119</b>	<b>142</b>	<b>688</b>
<b>Day Total</b>	<b>169</b>		<b>175</b>		<b>188</b>		<b>153</b>		<b>145</b>		<b>830</b>	
<b>AM Pct</b>	17.2%		13.1%		19.1%		18.3%		17.9%			

Peak Hour  
 Peak Volume  
 P.H.F

**AECOM**

7:00-8:00 AM	3	4	0	2	4	3
7:15-8:15 AM	3	2	2	2	3	2
7:30-8:30 AM	3	1	2	1	2	2
7:45-8:45 AM	3	0	4	2	2	2
8:00-9:00 AM	2	1	5	3	3	3

4:00-5:00 PM	23	23	23	23	10	20
4:15-5:15 PM	23	26	18	20	12	20
4:30-5:30 PM	16	30	20	21	9	19
4:45-5:45 PM	20	34	19	23	12	22
5:00-6:00 PM	19	31	20	19	16	21

Client: AECOM  
 File Number:  
 RINe: Searsville East  
 Location:

Site Ref: Searsville  
 Direction: IN

Count Date	4/17/2023		4/18/2023		4/19/2023		4/20/2023		4/21/2023			
	AM	PM	AM	PM	AM	PM	AM	PM	AM	PM	AM	PM
0:00	0	1	0	3	3	0	0	5	1	1	4	10
0:15	0	2	0	1	0	4	4	3	0	3	4	13
0:30	0	4	0	2	0	3	0	2	0	1	0	12
0:45	0	1	0	3	1	6	0	2	0	0	1	12
1:00	0	1	0	2	0	3	0	10	0	1	0	17
1:15	0	3	0	4	0	1	0	2	0	1	0	11
1:30	0	2	0	1	0	2	0	0	0	1	0	6
1:45	0	1	0	3	0	0	0	1	1	1	1	6
2:00	0	5	0	0	0	5	0	1	0	5	0	16
2:15	0	9	0	7	0	5	0	5	0	4	0	30
2:30	0	1	0	6	0	0	0	4	0	3	0	14
2:45	0	4	0	4	0	1	0	2	0	0	0	11
3:00	0	4	0	2	0	1	0	2	0	0	0	9
3:15	0	5	0	0	0	1	0	1	0	0	0	7
3:30	0	2	0	6	0	4	0	2	0	2	0	16
3:45	0	1	0	11	0	6	0	1	0	2	0	21
4:00	0	2	0	4	0	2	0	1	1	2	1	11
4:15	0	1	0	11	0	5	0	3	0	0	0	20
4:30	0	10	0	6	1	6	0	4	0	3	1	29
4:45	0	2	0	3	1	2	0	3	1	2	2	12
5:00	0	2	0	3	0	4	0	5	0	4	0	18
5:15	0	5	0	7	1	8	1	2	0	0	2	22
5:30	0	1	0	10	1	7	2	2	1	2	4	22
5:45	0	2	0	6	0	4	0	5	2	0	2	17
6:00	0	3	0	24	0	7	0	2	0	1	0	37
6:15	2	1	4	17	0	1	1	4	0	5	7	28
6:30	0	1	1	15	4	5	5	2	4	0	14	23
6:45	1	0	9	3	3	6	0	6	0	2	13	17
7:00	1	3	5	3	2	2	0	1	0	1	8	10
7:15	2	0	8	8	1	0	0	0	0	0	11	8
7:30	0	0	4	7	4	1	0	4	1	0	9	12
7:45	0	2	2	5	4	3	1	0	3	0	10	10
8:00	0	2	4	2	3	0	0	1	5	0	12	5
8:15	1	0	7	0	5	1	2	0	2	0	17	1
8:30	0	0	0	10	1	0	0	0	2	0	3	10
8:45	1	0	8	0	4	0	1	0	0	0	14	0
9:00	1	1	17	1	3	2	1	1	0	7	22	12
9:15	3	1	14	0	5	2	0	2	1	1	23	6
9:30	1	1	15	1	1	0	4	0	0	0	21	2
9:45	1	1	0	2	1	0	1	1	1	1	4	5
10:00	1	0	0	0	2	0	1	0	0	0	4	0
10:15	0	0	0	0	0	0	1	1	5	0	6	1
10:30	0	1	3	1	0	1	1	3	2	0	6	6
10:45	3	0	1	0	1	0	2	0	0	0	7	0
11:00	1	0	0	0	1	0	3	0	0	0	5	0
11:15	0	0	1	0	2	0	2	0	2	1	7	1
11:30	4	0	0	0	0	3	0	0	1	0	5	3
11:45	4	0	8	0	1	0	6	2	0	2	19	4
<b>Totals</b>	<b>27</b>	<b>88</b>	<b>111</b>	<b>204</b>	<b>56</b>	<b>114</b>	<b>39</b>	<b>98</b>	<b>36</b>	<b>59</b>	<b>269</b>	<b>563</b>
<b>Day Total</b>	<b>115</b>		<b>315</b>		<b>170</b>		<b>137</b>		<b>95</b>		<b>832</b>	
<b>AM Pct</b>	23.5%		35.2%		32.9%		28.5%		37.9%			

Peak Hour  
 Peak Volume  
 P.H.F

**AECOM**

7:00-8:00 AM	3	19	11	1	4	8
7:15-8:15 AM	2	18	12	1	9	8
7:30-8:30 AM	1	17	16	3	11	10
7:45-8:45 AM	1	13	13	3	12	8
8:00-9:00 AM	2	19	13	3	9	9

4:00-5:00 PM	15	24	15	11	7	14
4:15-5:15 PM	15	23	17	15	9	16
4:30-5:30 PM	19	19	20	14	9	16
4:45-5:45 PM	10	23	21	12	8	15
5:00-6:00 PM	10	26	23	14	6	16

Client: AECOM  
 File Number:  
 Route: Searsville East  
 Location:

Site Ref: Searsville  
 Direction: OUT

Count Date	4/17/2023		4/18/2023		4/19/2023		4/20/2023		4/21/2023		AM	PM
Count Time	AM	PM	AM	PM	AM	PM	AM	PM	AM	PM	AM	PM
0:00	0	1	0	2	1	2	0	4	0	2	1	11
0:15	0	5	0	3	0	2	1	7	0	3	1	20
0:30	0	3	0	2	0	4	0	2	0	0	0	11
0:45	0	1	0	4	0	3	0	3	0	1	0	12
1:00	0	1	0	1	0	0	0	2	1	1	1	5
1:15	0	1	0	0	0	3	0	3	0	1	0	8
1:30	0	1	0	3	0	3	0	0	0	1	0	8
1:45	0	1	0	2	0	1	0	3	0	2	0	9
2:00	0	4	0	4	0	6	0	4	0	3	0	21
2:15	1	1	1	1	0	0	0	1	0	2	2	5
2:30	0	1	0	2	0	1	0	1	0	0	0	5
2:45	0	0	0	0	0	2	0	2	0	1	0	5
3:00	0	1	0	8	0	0	0	2	0	0	0	11
3:15	0	0	0	8	0	2	0	0	0	1	0	11
3:30	0	1	0	8	0	4	0	0	0	2	0	15
3:45	0	0	0	4	0	4	0	1	0	0	0	9
4:00	0	0	0	2	0	0	0	0	0	2	0	4
4:15	0	2	0	1	0	1	0	1	0	0	0	5
4:30	0	1	0	6	0	1	0	0	0	0	0	8
4:45	1	0	0	4	1	1	0	2	0	0	2	7
5:00	0	1	3	4	0	1	1	1	0	0	4	7
5:15	0	0	0	0	4	5	1	0	0	0	5	5
5:30	0	1	1	3	0	2	0	1	1	0	2	7
5:45	1	2	2	1	0	1	0	0	0	0	3	4
6:00	0	2	3	12	1	1	1	2	1	2	6	19
6:15	5	1	9	11	1	0	1	1	5	1	21	14
6:30	0	0	16	0	5	1	4	0	1	0	26	1
6:45	1	0	3	0	2	2	0	0	0	1	6	3
7:00	2	0	1	1	1	2	0	0	0	0	4	3
7:15	0	0	6	0	2	0	0	0	0	1	8	1
7:30	1	0	2	0	2	0	3	0	4	0	12	0
7:45	1	2	4	0	3	3	2	1	1	1	11	7
8:00	0	2	6	0	5	2	1	3	0	0	12	7
8:15	2	0	6	0	1	0	0	0	3	2	12	2
8:30	0	0	0	1	1	1	1	1	0	2	2	5
8:45	1	0	2	0	3	0	1	0	2	0	9	0
9:00	1	0	7	0	2	0	5	0	1	2	16	2
9:15	3	0	6	0	6	0	5	0	3	0	23	0
9:30	6	0	6	0	5	1	4	2	2	0	23	3
9:45	5	1	3	0	3	0	2	0	2	1	15	2
10:00	7	1	3	1	5	0	3	0	0	1	18	3
10:15	3	0	26	0	2	1	8	0	2	0	41	1
10:30	0	0	15	1	7	0	8	0	0	0	30	1
10:45	1	0	7	0	6	0	8	0	2	0	24	0
11:00	8	0	8	0	6	2	7	0	1	1	30	3
11:15	3	0	5	0	4	1	3	0	2	0	17	1
11:30	3	0	10	0	2	4	3	1	1	0	19	5
11:45	4	0	9	0	4	0	6	1	0	0	23	1
<b>Totals</b>	<b>60</b>	<b>38</b>	<b>170</b>	<b>100</b>	<b>85</b>	<b>70</b>	<b>79</b>	<b>52</b>	<b>35</b>	<b>37</b>	<b>429</b>	<b>297</b>
<b>Day Total</b>	<b>98</b>		<b>270</b>		<b>155</b>		<b>131</b>		<b>72</b>		<b>726</b>	
<b>AM Pct</b>	61.2%		63.0%		54.8%		60.3%		48.6%			

Peak Hour  
 Peak Volume  
 P.H.F

**AECOM**

7:00-8:00 AM	4	13	8	5	5	7
7:15-8:15 AM	2	18	12	6	5	9
7:30-8:30 AM	4	18	11	6	8	9
7:45-8:45 AM	3	16	10	4	4	7
8:00-9:00 AM	3	14	10	3	5	7

4:00-5:00 PM	3	13	3	3	2	5
4:15-5:15 PM	4	15	4	4	0	5
4:30-5:30 PM	2	14	8	3	0	5
4:45-5:45 PM	2	11	9	4	0	5
5:00-6:00 PM	4	8	9	2	0	5

Client: AECOM  
 File Number:  
 Route: Searsville West  
 Location:

Site Ref: Searsville  
 Direction: IN

Count Date	5/1/2023		5/2/2023		5/3/2023		5/4/2023		5/5/2023			
Count Time	AM	PM	AM	PM	AM	PM	AM	PM	AM	PM	AM	PM
0:00	0	3	0	0	0	5	0	4	0	1	0	13
0:15	0	2	0	4	0	0	0	1	0	1	0	8
0:30	0	2	0	3	0	3	0	8	0	4	0	20
0:45	0	3	0	0	0	1	0	0	0	0	0	9
1:00	0	3	0	1	0	2	0	3	0	7	0	16
1:15	0	3	0	1	0	0	0	4	0	3	0	11
1:30	0	6	0	8	0	2	0	9	0	1	0	26
1:45	0	6	0	7	0	4	0	4	0	0	0	21
2:00	0	2	0	4	0	7	0	8	0	1	0	22
2:15	0	1	0	3	0	0	0	3	0	5	0	12
2:30	0	0	0	3	0	8	0	2	0	5	0	18
2:45	0	5	0	9	0	3	0	1	0	0	0	18
3:00	0	4	0	2	0	3	0	3	0	5	0	17
3:15	0	5	0	4	0	3	0	3	0	1	0	16
3:30	0	2	0	5	0	3	0	4	0	1	0	15
3:45	0	3	0	2	0	3	0	3	0	6	0	17
4:00	0	6	0	12	0	10	0	6	0	4	0	38
4:15	0	5	0	3	0	6	0	2	0	10	0	26
4:30	0	6	0	5	0	9	0	8	0	4	0	32
4:45	0	3	0	7	0	1	1	4	1	4	2	19
5:00	0	5	0	6	0	3	0	2	0	1	0	17
5:15	0	5	0	4	1	2	0	3	0	0	1	14
5:30	0	4	0	2	0	2	0	5	0	8	0	21
5:45	2	0	1	4	0	13	0	8	0	5	3	30
6:00	2	7	1	3	0	3	0	5	0	0	3	18
6:15	1	1	2	6	0	1	0	0	1	2	4	10
6:30	0	0	0	1	0	1	0	0	1	1	1	3
6:45	1	2	2	2	0	0	2	1	1	0	6	5
7:00	2	0	1	0	1	2	2	0	0	0	6	2
7:15	0	1	3	0	1	0	8	0	0	0	12	1
7:30	1	0	2	1	1	0	4	0	3	0	11	1
7:45	0	2	2	0	3	2	2	0	0	0	7	4
8:00	3	0	3	0	2	0	8	0	2	0	18	0
8:15	5	2	5	1	2	0	2	1	1	0	15	4
8:30	1	0	1	1	1	0	4	0	1	0	8	1
8:45	2	0	2	4	0	0	1	0	1	1	6	5
9:00	2	0	0	7	0	0	0	0	0	0	2	7
9:15	4	0	2	0	2	0	6	0	0	0	14	0
9:30	1	0	2	0	7	0	2	0	2	0	14	0
9:45	1	0	1	0	1	0	3	0	1	0	7	0
10:00	0	2	0	0	3	0	3	0	0	0	6	2
10:15	3	0	2	0	1	0	3	0	2	0	11	0
10:30	3	0	5	0	3	1	0	0	2	0	13	1
10:45	0	0	1	0	3	0	4	0	2	0	10	0
11:00	1	0	3	1	1	0	6	0	2	0	13	1
11:15	1	0	2	0	4	0	4	2	2	0	13	2
11:30	6	0	1	0	4	0	8	0	3	0	22	0
11:45	1	0	2	0	2	0	2	0	4	0	11	0
<b>Totals</b>	<b>43</b>	<b>101</b>	<b>46</b>	<b>126</b>	<b>43</b>	<b>103</b>	<b>75</b>	<b>107</b>	<b>32</b>	<b>86</b>	<b>239</b>	<b>523</b>
<b>Day Total</b>	<b>144</b>		<b>172</b>		<b>146</b>		<b>182</b>		<b>118</b>		<b>762</b>	
<b>AM Pct</b>	29.9%		26.7%		29.5%		41.2%		27.1%			

Peak Hour  
 Peak Volume  
 P.H.F

**AECOM**

7:00-8:00 AM	3	8	6	16	3	7
7:15-8:15 AM	4	10	7	22	5	10
7:30-8:30 AM	9	12	8	16	6	10
7:45-8:45 AM	9	11	8	16	4	10
8:00-9:00 AM	11	11	5	15	5	9

4:00-5:00 PM	20	27	26	20	22	23
4:15-5:15 PM	19	21	19	16	19	19
4:30-5:30 PM	19	22	15	17	9	16
4:45-5:45 PM	17	19	8	14	13	14
5:00-6:00 PM	14	16	20	18	14	16

Client: AECOM  
 File Number:  
 Route: Searsville West  
 Location:

Site Ref: Searsville  
 Direction: OUT

Count Date	5/1/2023		5/2/2023		5/3/2023		5/4/2023		5/5/2023			
	AM	PM	AM	PM	AM	PM	AM	PM	AM	PM	AM	PM
0:00	0	1	0	0	0	1	0	0	0	3	0	5
0:15	0	0	0	2	0	4	0	1	0	0	0	7
0:30	0	2	0	4	0	0	0	3	0	2	0	11
0:45	0	4	0	0	0	2	0	1	0	1	0	8
1:00	0	1	0	1	0	3	0	1	0	1	0	7
1:15	0	1	0	0	0	3	0	1	0	0	0	5
1:30	0	2	0	1	0	0	0	1	0	3	0	7
1:45	0	1	0	5	0	0	0	1	0	0	0	7
2:00	0	4	0	3	0	0	0	0	0	2	0	9
2:15	0	2	0	0	0	2	0	0	0	3	0	7
2:30	0	0	0	3	0	0	0	0	0	0	0	3
2:45	0	0	0	0	0	0	0	0	0	1	0	1
3:00	0	1	0	2	0	0	0	0	0	0	0	3
3:15	0	0	0	5	0	0	0	0	0	2	0	7
3:30	0	2	0	1	0	0	0	4	0	2	0	9
3:45	0	1	0	1	0	1	0	0	0	3	0	6
4:00	0	0	0	0	0	3	0	2	0	2	0	7
4:15	0	0	0	3	0	0	0	1	0	0	0	4
4:30	0	1	0	3	1	2	0	1	0	4	1	11
4:45	2	0	0	1	0	1	0	0	2	0	4	2
5:00	0	0	0	1	0	0	0	0	0	2	0	3
5:15	2	0	3	2	2	0	2	0	1	0	10	2
5:30	3	0	1	0	5	0	5	2	3	3	17	5
5:45	6	0	4	3	4	3	6	0	2	1	22	7
6:00	3	0	5	5	1	2	3	0	1	0	13	7
6:15	3	0	2	3	2	0	3	0	1	0	11	3
6:30	1	0	10	2	2	0	4	1	4	1	21	4
6:45	0	0	0	1	4	0	5	1	0	0	9	2
7:00	7	0	7	0	2	0	6	1	3	0	25	1
7:15	4	0	8	0	5	0	7	0	5	0	29	0
7:30	4	0	2	0	4	0	1	1	2	0	13	1
7:45	4	0	10	0	6	0	5	0	3	0	28	0
8:00	1	1	4	1	3	1	4	2	0	0	12	5
8:15	4	1	10	0	7	0	5	0	5	0	31	1
8:30	7	0	2	0	1	0	5	0	5	0	20	0
8:45	0	0	3	1	1	0	1	0	5	0	10	1
9:00	4	0	2	0	2	0	2	0	8	0	18	0
9:15	4	0	2	0	0	0	5	0	3	0	14	0
9:30	2	0	2	1	4	0	1	0	0	0	9	1
9:45	3	1	0	0	3	0	3	0	1	0	10	1
10:00	0	0	3	0	1	0	4	0	1	0	9	0
10:15	0	0	4	0	2	2	0	0	1	0	7	2
10:30	1	0	6	0	5	0	4	0	1	0	17	0
10:45	4	0	3	1	4	0	1	0	2	0	14	1
11:00	1	0	5	0	4	0	4	0	2	0	16	0
11:15	0	0	1	0	2	0	1	0	0	0	4	0
11:30	1	0	2	0	2	1	2	0	1	0	8	1
11:45	4	0	1	0	0	0	0	0	2	0	7	0
<b>Totals</b>	<b>75</b>	<b>26</b>	<b>102</b>	<b>56</b>	<b>79</b>	<b>31</b>	<b>89</b>	<b>25</b>	<b>64</b>	<b>36</b>	<b>409</b>	<b>174</b>
<b>Day Total</b>	<b>101</b>		<b>158</b>		<b>110</b>		<b>114</b>		<b>100</b>		<b>583</b>	
<b>AM Pct</b>	74.3%		64.6%		71.8%		78.1%		64.0%			

Peak Hour  
 Peak Volume  
 P.H.F

**AECOM**

7:00-8:00 AM	19	27	17	19	13	19
7:15-8:15 AM	13	24	18	17	10	16
7:30-8:30 AM	13	26	20	15	10	17
7:45-8:45 AM	16	26	17	19	13	18
8:00-9:00 AM	12	19	12	15	15	15

4:00-5:00 PM	1	7	6	4	6	5
4:15-5:15 PM	1	8	3	2	6	4
4:30-5:30 PM	1	7	3	1	6	4
4:45-5:45 PM	0	4	1	2	5	2
5:00-6:00 PM	0	6	3	2	6	3

Client: AECOM  
 File Number:  
 Route: ARB CC  
 Location:

Site Ref: ARB CC  
 Direction: IN

Count Date	5/8/2023		5/9/2023		5/10/2023		5/11/2023		5/12/2023		AM	PM
	AM	PM	AM	PM	AM	PM	AM	PM	AM	PM		
0:00	0	1	0	3	0	0	0	1	0	5	0	10
0:15	0	6	0	0	0	0	0	4	0	2	0	12
0:30	0	2	0	3	0	3	1	1	0	2	1	11
0:45	0	2	0	3	0	2	0	1	0	2	0	10
1:00	0	1	0	3	0	3	0	2	0	3	0	12
1:15	0	0	2	2	0	0	0	2	0	2	2	6
1:30	0	1	0	1	0	1	0	4	0	2	0	9
1:45	0	1	0	1	0	0	0	0	0	0	0	2
2:00	0	2	0	2	0	1	0	3	0	0	0	8
2:15	0	1	0	0	0	2	0	1	0	0	0	4
2:30	0	1	0	1	0	2	0	0	0	6	0	10
2:45	0	1	0	3	0	7	0	0	0	0	0	11
3:00	0	2	0	2	0	6	0	0	0	2	0	12
3:15	0	7	0	1	0	1	0	3	0	4	0	16
3:30	0	2	0	4	0	4	0	8	1	2	1	20
3:45	0	7	0	2	0	11	0	6	0	6	0	32
4:00	0	4	0	6	0	5	1	7	0	10	1	32
4:15	0	10	2	13	2	6	0	8	0	6	4	43
4:30	0	7	0	4	0	11	0	10	0	8	0	40
4:45	0	11	0	13	1	9	0	6	1	12	2	51
5:00	0	10	0	11	1	13	0	9	0	7	1	50
5:15	0	15	1	14	1	5	0	9	0	12	2	55
5:30	0	9	0	9	1	12	0	9	0	14	1	53
5:45	1	5	0	1	0	6	1	4	0	6	2	22
6:00	0	6	1	2	1	2	0	3	0	4	2	17
6:15	2	1	0	3	2	3	2	3	5	7	11	17
6:30	2	2	1	1	1	1	2	1	0	1	6	6
6:45	2	0	1	2	3	0	3	0	1	1	10	3
7:00	2	1	2	0	3	0	1	0	1	3	9	4
7:15	1	0	3	0	2	1	6	0	3	0	15	1
7:30	5	0	3	0	3	0	4	1	3	0	18	1
7:45	5	0	5	0	6	0	12	0	5	0	33	0
8:00	8	0	6	0	14	0	7	0	8	2	43	2
8:15	13	0	10	0	17	0	10	0	15	0	65	0
8:30	15	0	18	0	13	0	19	0	19	0	84	0
8:45	9	0	15	2	13	0	8	0	12	0	57	2
9:00	20	0	9	0	11	0	17	0	12	0	69	0
9:15	11	0	10	0	10	0	13	0	12	0	56	0
9:30	4	0	3	0	9	0	12	0	9	1	37	1
9:45	4	0	7	0	2	0	6	0	3	0	22	0
10:00	1	0	2	0	1	0	1	0	9	0	14	0
10:15	2	1	3	0	4	1	5	0	5	0	19	2
10:30	2	0	7	0	6	0	4	0	1	0	20	0
10:45	2	2	3	0	4	0	0	0	3	0	12	2
11:00	3	0	4	0	3	2	3	0	0	0	13	2
11:15	2	1	0	0	0	0	3	0	0	0	5	1
11:30	0	0	0	0	2	0	1	0	0	0	3	0
11:45	1	1	1	0	2	0	1	0	10	0	15	1
<b>Totals</b>	<b>117</b>	<b>123</b>	<b>119</b>	<b>112</b>	<b>138</b>	<b>120</b>	<b>143</b>	<b>106</b>	<b>138</b>	<b>132</b>	<b>655</b>	<b>593</b>
<b>Day Total</b>	<b>240</b>		<b>231</b>		<b>258</b>		<b>249</b>		<b>270</b>		<b>1248</b>	
<b>AM Pct</b>	48.8%		51.5%		53.5%		57.4%		51.1%			

Peak Hour  
 Peak Volume  
 P.H.F

**AECOM**

7:00-8:00 AM	13	13	14	23	12	15
7:15-8:15 AM	19	17	25	29	19	22
7:30-8:30 AM	31	24	40	33	31	32
7:45-8:45 AM	41	39	50	48	47	45
8:00-9:00 AM	45	49	57	44	54	50

4:00-5:00 PM	32	36	31	31	36	33
4:15-5:15 PM	38	41	39	33	33	37
4:30-5:30 PM	43	42	38	34	39	39
4:45-5:45 PM	45	47	39	33	45	42
5:00-6:00 PM	39	35	36	31	39	36

Client: AECOM  
 File Number:  
 Route: ARB CC  
 Location:

Site Ref: ARB CC  
 Direction: OUT

Count Date	5/8/2023		5/9/2023		5/10/2023		5/11/2023		5/12/2023		AM	PM
	AM	PM	AM	PM	AM	PM	AM	PM	AM	PM		
0:00	0	2	2	2	0	5	0	1	0	6	2	16
0:15	0	6	0	3	0	1	0	3	0	2	0	15
0:30	0	3	0	4	1	0	0	6	0	4	1	17
0:45	0	4	0	1	0	3	1	1	0	5	1	14
1:00	0	2	0	2	0	3	0	1	0	14	0	22
1:15	0	2	0	3	0	1	0	4	0	2	0	12
1:30	0	2	1	5	0	3	0	2	0	2	1	14
1:45	0	5	0	4	0	3	0	0	0	2	0	14
2:00	0	2	2	4	1	1	1	2	1	1	5	10
2:15	0	2	0	2	0	1	0	5	0	2	0	12
2:30	0	1	0	3	0	2	0	4	0	0	0	10
2:45	0	3	0	4	0	5	0	1	0	2	0	15
3:00	0	3	0	2	0	8	0	1	0	4	0	18
3:15	0	6	0	4	0	3	0	3	0	2	0	18
3:30	0	3	1	2	0	6	0	5	1	3	2	19
3:45	0	4	0	6	0	4	0	5	1	5	1	24
4:00	0	7	0	6	0	10	0	11	0	8	0	42
4:15	0	4	1	10	1	4	0	9	1	13	3	40
4:30	0	10	0	9	0	4	0	8	0	4	0	35
4:45	0	12	0	11	1	18	0	14	1	9	2	64
5:00	0	14	0	15	1	16	0	11	0	15	1	71
5:15	0	9	1	16	1	9	0	10	0	15	2	59
5:30	0	23	0	16	0	9	0	11	0	11	0	70
5:45	0	8	0	16	1	11	0	13	0	13	1	61
6:00	0	13	0	4	0	12	0	8	0	9	0	46
6:15	1	9	1	4	1	6	0	6	2	15	5	40
6:30	1	3	1	3	1	4	1	2	0	6	4	18
6:45	1	1	0	3	2	2	2	3	0	1	5	10
7:00	0	2	3	1	1	1	0	1	0	2	4	7
7:15	4	1	3	3	3	4	5	1	2	1	17	10
7:30	3	1	1	1	2	1	2	1	4	2	12	6
7:45	3	0	3	2	4	0	6	1	1	2	17	5
8:00	7	1	6	1	8	0	6	2	8	2	35	6
8:15	12	0	9	0	9	1	6	0	8	0	44	1
8:30	16	1	12	1	19	1	10	1	13	1	70	5
8:45	9	1	14	1	15	0	17	0	16	0	71	2
9:00	14	1	13	1	12	3	12	0	7	1	58	6
9:15	17	2	15	0	11	3	13	1	12	1	68	7
9:30	11	3	12	1	4	2	12	3	13	2	52	11
9:45	5	0	10	0	9	0	4	0	12	2	40	2
10:00	4	0	2	0	7	0	7	0	6	0	26	0
10:15	6	1	4	0	2	0	6	1	6	0	24	2
10:30	4	0	8	0	7	1	7	0	5	0	31	1
10:45	1	0	8	0	7	0	3	0	5	0	24	0
11:00	5	0	4	1	5	3	3	0	4	1	21	5
11:15	1	0	5	0	2	2	3	0	1	0	12	2
11:30	3	1	7	0	9	0	5	0	5	0	29	1
11:45	3	0	4	0	0	0	3	0	1	0	11	0
<b>Totals</b>	<b>131</b>	<b>178</b>	<b>153</b>	<b>177</b>	<b>147</b>	<b>176</b>	<b>135</b>	<b>162</b>	<b>136</b>	<b>192</b>	<b>702</b>	<b>885</b>
<b>Day Total</b>	<b>309</b>		<b>330</b>		<b>323</b>		<b>297</b>		<b>328</b>		<b>1587</b>	
<b>AM Pct</b>	42.4%		46.4%		45.5%		45.5%		41.5%			

Peak Hour  
 Peak Volume  
 P.H.F

**AECOM**

7:00-8:00 AM	10	10	10	13	7	10
7:15-8:15 AM	17	13	17	19	15	16
7:30-8:30 AM	25	19	23	20	21	22
7:45-8:45 AM	38	30	40	28	30	33
8:00-9:00 AM	44	41	51	39	45	44

4:00-5:00 PM	33	36	36	42	34	36
4:15-5:15 PM	40	45	42	42	41	42
4:30-5:30 PM	45	51	47	43	43	46
4:45-5:45 PM	58	58	52	46	50	53
5:00-6:00 PM	54	63	45	45	54	52



Client: AECOM  
 File Number:  
 Route: L-17a  
 Location:

Site Ref: L-17a  
 Direction: IN

Count Date	5/8/2023		5/9/2023		5/10/2023		5/11/2023		5/12/2023		AM	PM
	AM	PM	AM	PM	AM	PM	AM	PM	AM	PM		
0:00	0	2	0	3	0	4	0	5	0	9	0	23
0:15	0	3	0	5	0	4	0	5	0	4	0	21
0:30	0	3	0	8	0	7	0	5	0	3	0	26
0:45	0	5	0	4	0	5	0	10	0	3	0	27
1:00	0	6	0	10	0	6	0	8	0	7	0	37
1:15	0	1	0	4	0	8	0	3	0	4	0	20
1:30	0	8	0	3	0	0	0	4	0	2	0	17
1:45	0	7	0	2	0	3	0	2	0	6	0	20
2:00	0	2	1	10	1	0	2	4	0	1	4	17
2:15	0	4	2	4	2	7	2	2	2	4	8	21
2:30	0	3	0	4	1	4	0	4	0	2	1	17
2:45	0	1	0	8	0	4	0	5	0	3	0	21
3:00	0	6	0	3	0	3	0	5	0	5	0	22
3:15	0	3	0	4	0	4	0	0	0	4	0	15
3:30	0	7	0	1	0	2	0	3	0	1	0	14
3:45	0	4	0	9	0	8	1	4	0	7	1	32
4:00	1	3	0	5	0	4	1	8	0	10	2	30
4:15	0	6	0	9	0	7	0	7	1	13	1	42
4:30	0	6	0	8	0	5	0	6	0	11	0	36
4:45	0	2	0	4	0	6	0	10	0	11	0	33
5:00	2	5	0	6	1	16	0	11	0	7	3	45
5:15	3	9	2	10	1	11	2	8	0	7	8	45
5:30	7	6	7	9	5	7	2	7	1	3	22	32
5:45	3	4	3	6	3	6	4	3	2	9	15	28
6:00	4	8	6	8	2	8	3	8	5	4	20	36
6:15	10	9	14	7	8	4	10	6	6	6	48	32
6:30	13	0	11	2	7	2	12	3	16	2	59	9
6:45	15	0	20	1	17	0	23	0	16	1	91	2
7:00	15	0	17	2	21	1	12	1	16	0	81	4
7:15	15	2	16	1	12	0	16	0	9	0	68	3
7:30	12	0	11	1	23	1	18	0	24	0	88	2
7:45	25	0	21	0	27	1	23	0	19	0	115	1
8:00	28	0	33	0	27	0	24	1	37	1	149	2
8:15	34	0	34	1	46	0	38	1	33	0	185	2
8:30	36	1	44	0	38	0	46	0	29	0	193	1
8:45	37	0	45	0	36	0	46	0	51	0	215	0
9:00	37	0	32	1	27	1	43	0	30	0	169	2
9:15	22	0	33	0	31	0	31	0	24	1	141	1
9:30	32	0	22	0	22	0	30	0	29	0	135	0
9:45	17	0	18	0	21	0	20	0	14	0	90	0
10:00	10	0	12	1	12	0	12	0	7	1	53	2
10:15	11	0	11	0	6	0	14	0	7	1	49	1
10:30	3	1	8	1	9	0	8	0	9	2	37	4
10:45	11	0	9	0	8	0	6	0	6	0	40	0
11:00	10	0	2	0	6	0	5	0	6	0	29	0
11:15	7	0	4	0	10	0	7	0	5	1	33	1
11:30	1	0	4	0	4	0	4	0	3	0	16	0
11:45	6	0	5	0	10	0	5	0	7	0	33	0
<b>Totals</b>	<b>427</b>	<b>127</b>	<b>447</b>	<b>165</b>	<b>444</b>	<b>149</b>	<b>470</b>	<b>149</b>	<b>414</b>	<b>156</b>	<b>2202</b>	<b>746</b>
<b>Day Total</b>	<b>554</b>		<b>612</b>		<b>593</b>		<b>619</b>		<b>570</b>		<b>2948</b>	
<b>AM Pct</b>	77.1%		73.0%		74.9%		75.9%		72.6%			

Peak Hour  
 Peak Volume  
 P.H.F

**AECOM**

7:00-8:00 AM	67	65	83	69	68	70
7:15-8:15 AM	80	81	89	81	89	84
7:30-8:30 AM	99	99	123	103	113	107
7:45-8:45 AM	123	132	138	131	118	128
8:00-9:00 AM	135	156	147	154	150	148

4:00-5:00 PM	17	26	22	31	45	28
4:15-5:15 PM	19	27	34	34	42	31
4:30-5:30 PM	22	28	38	35	36	32
4:45-5:45 PM	22	29	40	36	28	31
5:00-6:00 PM	24	31	40	29	26	30

Client: AECOM  
 File Number:  
 Route: L-17a  
 Location:

Site Ref: L-17a  
 Direction: OUT

Count Date	5/8/2023		5/9/2023		5/10/2023		5/11/2023		5/12/2023		AM	PM
	AM	PM	AM	PM	AM	PM	AM	PM	AM	PM		
0:00	0	3	2	1	0	4	0	6	1	11	3	25
0:15	0	8	0	9	0	3	0	5	0	4	0	29
0:30	0	5	0	3	0	13	0	5	0	10	0	36
0:45	0	4	0	1	0	5	2	6	0	12	2	28
1:00	0	7	0	6	0	9	0	2	1	10	1	34
1:15	0	6	0	10	0	6	0	4	1	9	1	35
1:30	0	1	0	5	1	5	0	9	0	3	1	23
1:45	0	6	0	8	0	6	0	5	0	9	0	34
2:00	0	11	1	8	1	3	2	9	1	12	5	43
2:15	0	9	0	14	1	9	0	11	0	12	1	55
2:30	0	7	0	7	0	7	0	8	0	11	0	40
2:45	0	9	0	11	0	10	0	6	0	9	0	45
3:00	0	14	0	13	0	14	0	13	0	16	0	70
3:15	0	12	0	21	1	14	0	25	0	15	1	87
3:30	0	22	0	20	0	25	0	23	0	10	0	100
3:45	0	13	0	19	0	13	0	15	0	9	0	69
4:00	0	26	0	17	0	16	0	16	0	17	0	92
4:15	0	21	0	21	0	26	0	20	0	19	0	107
4:30	0	25	0	24	0	19	0	26	0	35	0	129
4:45	0	26	0	25	0	23	0	16	0	17	0	107
5:00	0	32	1	28	0	24	0	25	0	32	1	141
5:15	1	34	0	29	0	31	0	35	0	21	1	150
5:30	3	27	0	16	0	33	0	24	0	19	3	119
5:45	0	18	0	23	0	24	0	26	0	22	0	113
6:00	0	21	0	23	0	23	2	21	0	18	2	106
6:15	3	24	1	23	1	26	1	23	1	15	7	111
6:30	0	21	0	25	3	24	4	27	1	31	8	128
6:45	2	12	1	6	1	14	2	13	2	12	8	57
7:00	5	6	2	16	4	16	2	11	1	10	14	59
7:15	2	11	0	3	0	9	3	7	0	15	5	45
7:30	2	8	1	10	2	5	3	4	2	5	10	32
7:45	5	2	4	4	2	2	1	5	2	6	14	19
8:00	7	2	3	8	10	2	3	5	5	5	28	22
8:15	11	2	10	2	5	5	8	8	13	4	47	21
8:30	6	3	12	3	11	7	5	1	12	1	46	15
8:45	8	1	8	4	8	2	13	2	9	2	46	11
9:00	11	1	8	0	7	0	9	1	5	0	40	2
9:15	4	2	7	0	11	1	12	2	6	2	40	7
9:30	7	2	10	3	11	0	10	1	10	1	48	7
9:45	5	0	9	0	8	0	11	2	6	2	39	4
10:00	3	0	6	0	5	1	5	2	5	1	24	4
10:15	4	0	6	0	9	0	5	0	9	4	33	4
10:30	3	1	2	0	1	2	4	0	6	0	16	3
10:45	6	0	6	0	12	0	4	0	6	1	34	1
11:00	6	0	10	0	4	2	1	0	9	0	30	2
11:15	4	2	5	2	2	0	2	0	2	0	15	4
11:30	3	0	5	1	5	2	6	0	6	0	25	3
11:45	4	1	7	1	4	0	4	0	6	1	25	3
<b>Totals</b>	<b>115</b>	<b>468</b>	<b>127</b>	<b>473</b>	<b>130</b>	<b>485</b>	<b>124</b>	<b>475</b>	<b>128</b>	<b>480</b>	<b>624</b>	<b>2381</b>
<b>Day Total</b>	<b>583</b>		<b>600</b>		<b>615</b>		<b>599</b>		<b>608</b>		<b>3005</b>	
<b>AM Pct</b>	19.7%		21.2%		21.1%		20.7%		21.1%			

Peak Hour  
 Peak Volume  
 P.H.F

**AECOM**

7:00-8:00 AM	14	7	8	9	5	9
7:15-8:15 AM	16	8	14	10	9	11
7:30-8:30 AM	25	18	19	15	22	20
7:45-8:45 AM	29	29	28	17	32	27
8:00-9:00 AM	32	33	34	29	39	33

4:00-5:00 PM	98	87	84	78	88	87
4:15-5:15 PM	104	98	92	87	103	97
4:30-5:30 PM	117	106	97	102	105	105
4:45-5:45 PM	119	98	111	100	89	103
5:00-6:00 PM	111	96	112	110	94	105

Client: AECOM  
 File Number:  
 Route: L-18a  
 Location:

Site Ref: L-18a  
 Direction: IN

Count Date	5/8/2023		5/9/2023		5/10/2023		5/11/2023		5/12/2023		AM	PM
	AM	PM	AM	PM	AM	PM	AM	PM	AM	PM		
0:00	0	2	0	2	0	1	0	2	0	0	0	7
0:15	0	1	0	2	0	4	0	1	0	2	0	10
0:30	0	2	0	3	0	4	0	4	0	2	0	15
0:45	0	0	2	6	0	2	0	4	0	6	2	18
1:00	0	1	0	4	0	1	0	6	0	2	0	14
1:15	0	1	0	3	0	2	0	3	0	3	0	12
1:30	0	1	0	1	1	0	0	4	0	1	1	7
1:45	0	0	0	3	0	3	0	4	0	0	0	10
2:00	0	2	0	3	0	3	0	1	0	4	0	13
2:15	0	6	0	2	0	4	0	0	0	3	0	15
2:30	0	2	0	4	0	3	0	3	0	0	0	12
2:45	0	3	0	1	0	3	0	3	0	4	0	14
3:00	2	2	0	2	0	2	0	0	0	3	2	9
3:15	0	1	0	0	0	4	0	8	0	0	0	13
3:30	0	3	0	7	0	2	2	1	0	3	2	16
3:45	0	4	0	1	0	4	0	2	0	2	0	13
4:00	0	1	0	3	1	2	0	5	0	3	1	14
4:15	0	4	3	0	0	3	0	3	1	2	4	12
4:30	4	4	3	4	3	1	2	3	1	6	13	18
4:45	2	5	6	3	5	2	3	9	3	5	19	24
5:00	10	1	5	0	5	2	3	1	1	3	24	7
5:15	7	2	11	1	8	4	12	2	6	0	44	9
5:30	1	2	9	2	10	4	10	3	10	8	40	19
5:45	14	5	10	3	20	7	12	1	12	5	68	21
6:00	17	5	23	3	21	1	24	1	22	1	107	11
6:15	25	3	33	6	46	2	30	2	36	2	170	15
6:30	28	3	34	0	19	1	25	0	28	1	134	5
6:45	21	4	20	3	15	6	20	0	17	2	93	15
7:00	6	4	6	2	7	4	13	1	5	2	37	13
7:15	8	1	8	1	4	1	9	1	12	4	41	8
7:30	6	0	6	2	5	4	6	1	9	1	32	8
7:45	8	1	15	0	10	0	12	1	11	0	56	2
8:00	6	0	1	1	11	1	7	2	10	2	35	6
8:15	3	0	3	1	2	3	7	2	0	0	15	6
8:30	4	0	8	1	11	2	4	0	7	3	34	6
8:45	3	0	4	0	6	1	5	1	6	1	24	3
9:00	4	0	2	0	6	0	3	1	4	1	19	2
9:15	1	0	2	0	0	0	4	2	2	2	9	4
9:30	0	0	4	0	3	0	1	1	5	0	13	1
9:45	6	0	0	0	1	0	7	0	2	0	16	0
10:00	6	1	0	0	7	0	4	0	10	0	27	1
10:15	3	0	3	0	2	0	2	0	3	0	13	0
10:30	1	0	4	0	1	0	8	0	3	0	17	0
10:45	2	0	10	0	9	0	2	1	6	1	29	2
11:00	3	0	7	0	6	0	2	1	1	0	19	1
11:15	4	1	7	1	5	1	5	1	5	1	26	5
11:30	2	0	8	0	6	2	2	0	3	0	21	2
11:45	2	0	4	0	2	0	3	0	0	0	11	0
<b>Totals</b>	<b>209</b>	<b>78</b>	<b>261</b>	<b>81</b>	<b>258</b>	<b>96</b>	<b>249</b>	<b>92</b>	<b>241</b>	<b>91</b>	<b>1218</b>	<b>438</b>
<b>Day Total</b>	<b>287</b>		<b>342</b>		<b>354</b>		<b>341</b>		<b>332</b>		<b>1656</b>	
<b>AM Pct</b>	72.8%		76.3%		72.9%		73.0%		72.6%			

Peak Hour  
 Peak Volume  
 P.H.F

**AECOM**

7:00-8:00 AM	28	35	26	40	37	33
7:15-8:15 AM	28	30	30	34	42	33
7:30-8:30 AM	23	25	28	32	30	28
7:45-8:45 AM	21	27	34	30	28	28
8:00-9:00 AM	16	16	30	23	23	22

4:00-5:00 PM	14	10	8	20	16	14
4:15-5:15 PM	14	7	8	16	16	12
4:30-5:30 PM	12	8	9	15	14	12
4:45-5:45 PM	10	6	12	15	16	12
5:00-6:00 PM	10	6	17	7	16	11

Client: AECOM  
 File Number:  
 Route: L-18a  
 Location:

Site Ref: L-18a  
 Direction: OUT

Count Date	5/8/2023		5/9/2023		5/10/2023		5/11/2023		5/12/2023			
	AM	PM	AM	PM	AM	PM	AM	PM	AM	PM	AM	PM
0:00	1	1	0	2	0	4	0	2	0	1	1	10
0:15	0	1	1	1	0	0	0	1	0	0	1	3
0:30	0	0	0	1	0	4	0	1	0	3	0	9
0:45	0	1	0	2	0	0	0	6	0	2	0	11
1:00	0	1	2	3	0	2	0	1	1	2	3	9
1:15	0	4	0	1	0	3	0	1	0	2	0	11
1:30	0	2	0	3	0	1	0	3	0	0	0	9
1:45	0	2	2	3	0	2	0	4	0	6	2	17
2:00	0	0	0	1	0	2	0	2	0	4	0	9
2:15	0	1	0	2	0	1	0	2	0	3	0	9
2:30	0	3	0	1	0	2	0	3	0	0	0	9
2:45	0	1	0	2	0	4	0	5	0	0	0	12
3:00	0	6	0	2	0	5	0	4	0	7	0	24
3:15	0	6	0	8	0	8	0	5	0	9	0	36
3:30	0	6	0	6	0	5	2	7	2	7	4	31
3:45	0	6	0	6	0	7	0	5	0	2	0	26
4:00	0	6	0	3	0	8	0	13	0	5	0	35
4:15	0	3	0	7	0	4	0	11	0	4	0	29
4:30	0	5	1	3	0	4	0	10	0	7	1	29
4:45	0	3	0	10	3	4	0	6	0	12	3	35
5:00	0	6	0	10	0	7	0	2	0	8	0	33
5:15	0	8	0	11	0	11	0	7	0	6	0	43
5:30	0	2	1	8	0	6	0	8	1	6	2	30
5:45	1	5	0	5	0	3	1	4	0	13	2	30
6:00	0	10	0	10	0	8	0	7	0	6	0	41
6:15	1	10	1	7	4	8	0	8	0	3	6	36
6:30	1	3	1	7	2	11	3	3	1	6	8	30
6:45	1	2	0	5	0	7	0	6	0	3	1	23
7:00	0	10	0	7	1	5	0	4	0	9	1	35
7:15	2	9	0	9	0	15	3	14	0	16	5	63
7:30	1	6	3	11	1	11	1	7	2	7	8	42
7:45	0	6	0	4	2	5	2	12	2	6	6	33
8:00	0	3	3	5	1	0	2	2	1	2	7	12
8:15	0	5	3	2	1	5	0	7	0	2	4	21
8:30	0	1	0	0	1	4	0	0	1	0	2	5
8:45	1	2	0	5	0	2	0	3	0	2	1	14
9:00	2	1	0	0	0	0	1	1	0	1	3	3
9:15	1	1	0	1	1	0	2	3	1	2	5	7
9:30	1	1	0	3	3	0	1	1	1	0	6	5
9:45	1	4	0	0	2	2	1	0	1	1	5	7
10:00	2	0	0	1	0	1	0	0	0	1	2	3
10:15	2	2	0	1	2	0	1	0	1	0	6	3
10:30	0	0	1	1	2	0	1	0	2	0	6	1
10:45	0	0	1	0	3	0	0	1	1	0	5	1
11:00	2	0	4	0	4	0	1	3	1	1	12	4
11:15	1	1	1	1	6	3	0	1	1	1	9	7
11:30	0	1	6	1	0	1	0	1	1	0	7	4
11:45	1	0	3	1	1	0	1	0	2	1	8	2
<b>Totals</b>	<b>22</b>	<b>157</b>	<b>34</b>	<b>183</b>	<b>40</b>	<b>185</b>	<b>23</b>	<b>197</b>	<b>23</b>	<b>179</b>	<b>142</b>	<b>901</b>
<b>Day Total</b>	<b>179</b>		<b>217</b>		<b>225</b>		<b>220</b>		<b>202</b>		<b>1043</b>	
<b>AM Pct</b>	12.3%		15.7%		17.8%		10.5%		11.4%			

Peak Hour  
 Peak Volume  
 P.H.F

**AECOM**

7:00-8:00 AM	3	3	4	6	4	4
7:15-8:15 AM	3	6	4	8	5	5
7:30-8:30 AM	1	9	5	5	5	5
7:45-8:45 AM	0	6	5	4	4	4
8:00-9:00 AM	1	6	3	2	2	3

4:00-5:00 PM	17	23	20	40	28	26
4:15-5:15 PM	17	30	19	29	31	25
4:30-5:30 PM	22	34	26	25	33	28
4:45-5:45 PM	19	39	28	23	32	28
5:00-6:00 PM	21	34	27	21	33	27

Client: AECOM  
 File Number:  
 Route: L-18b  
 Location:

Site Ref: L-18b  
 Direction: IN

Count Date	5/8/2023		5/9/2023		5/10/2023		5/11/2023		5/12/2023		AM	PM
	AM	PM	AM	PM	AM	PM	AM	PM	AM	PM		
0:00	0	1	0	1	0	0	0	4	0	1	0	7
0:15	0	7	0	3	0	2	0	2	0	2	0	16
0:30	0	0	0	1	0	0	0	4	0	2	0	7
0:45	0	2	0	7	0	0	0	4	0	4	0	17
1:00	0	3	0	2	0	1	0	5	0	3	0	14
1:15	0	0	0	3	0	5	0	0	0	0	0	8
1:30	0	0	0	2	0	0	2	2	0	0	2	4
1:45	0	0	0	5	0	4	0	4	0	0	0	13
2:00	0	1	0	4	0	2	0	1	0	1	0	9
2:15	0	1	0	4	0	1	0	2	0	2	0	10
2:30	0	2	0	3	0	6	0	1	0	2	0	14
2:45	0	2	0	2	0	0	0	3	0	1	0	8
3:00	0	4	0	3	0	2	0	8	0	2	0	19
3:15	0	4	0	2	0	3	0	1	0	2	0	12
3:30	0	0	0	2	0	3	0	3	0	1	0	9
3:45	1	4	0	6	0	4	0	3	0	4	1	21
4:00	0	3	0	5	0	6	0	2	0	2	0	18
4:15	0	5	0	5	0	1	0	6	0	2	0	19
4:30	0	6	0	6	1	2	0	4	0	3	1	21
4:45	0	1	0	3	0	5	0	0	0	2	0	11
5:00	0	0	0	2	0	3	0	5	0	4	0	14
5:15	1	9	0	12	1	7	0	6	2	7	4	41
5:30	3	5	6	3	2	3	5	2	8	0	24	13
5:45	0	9	6	4	4	6	1	8	0	5	11	32
6:00	3	4	3	5	0	4	2	3	1	5	9	21
6:15	12	5	7	3	8	1	5	1	5	5	37	15
6:30	2	4	5	3	3	3	8	2	8	1	26	13
6:45	7	0	4	4	7	2	2	2	2	0	22	8
7:00	6	3	7	3	7	2	7	3	6	2	33	13
7:15	4	0	3	2	7	3	6	0	1	0	21	5
7:30	7	0	6	0	9	2	4	1	6	1	32	4
7:45	11	1	8	1	5	2	12	0	13	3	49	7
8:00	9	2	15	2	10	1	11	1	4	2	49	8
8:15	12	0	10	0	7	0	10	0	12	1	51	1
8:30	4	0	8	1	4	1	7	0	4	0	27	2
8:45	9	1	14	0	9	0	11	1	12	1	55	3
9:00	12	0	12	0	8	0	8	0	6	0	46	0
9:15	4	1	6	3	8	1	8	1	5	0	31	6
9:30	6	0	7	0	11	0	7	0	12	2	43	2
9:45	7	0	11	0	7	1	7	0	5	0	37	1
10:00	5	0	3	0	2	0	2	0	5	0	17	0
10:15	5	0	4	0	1	0	3	1	6	0	19	1
10:30	1	0	9	1	7	0	5	0	8	0	30	1
10:45	2	0	4	0	4	0	15	0	8	0	33	0
11:00	1	0	6	0	7	0	7	0	8	0	29	0
11:15	2	0	12	0	7	0	3	0	5	0	29	0
11:30	4	0	8	0	4	0	4	0	2	1	22	1
11:45	1	0	2	0	2	0	0	0	0	1	5	1
<b>Totals</b>	<b>141</b>	<b>90</b>	<b>186</b>	<b>118</b>	<b>152</b>	<b>89</b>	<b>162</b>	<b>96</b>	<b>154</b>	<b>77</b>	<b>795</b>	<b>470</b>
<b>Day Total</b>	<b>231</b>		<b>304</b>		<b>241</b>		<b>258</b>		<b>231</b>		<b>1265</b>	
<b>AM Pct</b>	61.0%		61.2%		63.1%		62.8%		66.7%			

Peak Hour  
 Peak Volume  
 P.H.F

**AECOM**

7:00-8:00 AM	28	24	28	29	26	27
7:15-8:15 AM	31	32	31	33	24	30
7:30-8:30 AM	39	39	31	37	35	36
7:45-8:45 AM	36	41	26	40	33	35
8:00-9:00 AM	34	47	30	39	32	36

4:00-5:00 PM	15	19	14	12	9	14
4:15-5:15 PM	12	16	11	15	11	13
4:30-5:30 PM	16	23	17	15	16	17
4:45-5:45 PM	15	20	18	13	13	16
5:00-6:00 PM	23	21	19	21	16	20

Client: AECOM  
 File Number:  
 Route: L-18b  
 Location:

Site Ref: L-18b  
 Direction: OUT

Count Date	5/8/2023		5/9/2023		5/10/2023		5/11/2023		5/12/2023		AM	PM
	AM	PM	AM	PM	AM	PM	AM	PM	AM	PM		
0:00	1	0	0	0	3	1	1	1	1	4	6	6
0:15	0	3	0	2	0	5	0	0	0	2	0	12
0:30	0	1	0	0	0	1	0	3	3	1	3	6
0:45	0	1	0	3	0	2	1	0	0	6	1	12
1:00	0	2	2	2	0	0	0	1	0	0	2	5
1:15	0	1	0	0	0	2	0	2	0	0	0	5
1:30	0	0	0	1	0	0	1	3	0	6	1	10
1:45	0	2	0	2	0	2	0	0	0	1	0	7
2:00	0	2	0	2	0	2	0	3	0	0	0	9
2:15	0	0	0	6	0	4	0	2	0	3	0	15
2:30	0	2	0	2	0	0	0	2	0	4	0	10
2:45	0	1	0	1	0	1	0	3	0	3	0	9
3:00	0	2	0	0	0	3	0	7	0	4	0	16
3:15	0	0	3	2	0	3	0	7	0	3	3	15
3:30	0	3	0	9	0	8	0	10	0	1	0	31
3:45	0	1	2	7	0	6	0	1	0	1	2	16
4:00	0	0	0	4	0	4	0	0	0	0	0	8
4:15	0	6	0	3	0	7	0	1	0	2	0	19
4:30	0	4	0	6	0	5	0	1	0	0	0	16
4:45	0	5	0	2	0	2	0	1	0	4	0	14
5:00	0	1	0	3	0	2	0	8	0	7	0	21
5:15	2	11	0	10	0	4	0	3	1	3	3	31
5:30	0	5	0	7	0	3	2	5	0	5	2	25
5:45	0	10	0	5	0	2	0	5	0	5	0	27
6:00	1	12	1	8	0	3	0	5	0	7	2	35
6:15	0	2	0	6	0	7	0	0	0	4	0	19
6:30	0	0	0	3	0	3	0	7	0	1	0	14
6:45	0	3	2	3	0	3	0	1	0	2	2	12
7:00	0	3	1	2	0	5	0	5	0	3	1	18
7:15	0	1	3	3	2	4	2	3	2	5	9	16
7:30	0	1	2	2	1	6	5	2	0	2	8	13
7:45	2	2	0	2	1	0	0	10	0	0	3	14
8:00	0	1	0	2	1	2	0	3	0	1	1	9
8:15	0	3	0	3	0	9	3	0	1	3	4	18
8:30	0	1	0	1	0	0	0	0	0	0	0	2
8:45	3	0	2	2	0	0	0	0	0	2	5	4
9:00	2	4	2	4	2	4	0	0	0	3	6	15
9:15	2	0	0	0	0	2	1	0	0	2	3	4
9:30	0	0	0	0	2	0	0	3	0	1	2	4
9:45	0	3	2	0	0	1	0	0	0	0	2	4
10:00	3	0	3	0	0	1	1	2	1	0	8	3
10:15	4	0	2	0	0	1	0	2	0	0	6	3
10:30	0	0	0	2	2	0	1	0	0	0	3	2
10:45	4	0	0	0	3	0	1	0	1	0	9	0
11:00	3	1	1	0	0	0	3	0	1	0	8	1
11:15	2	1	2	0	0	0	0	1	3	3	7	5
11:30	0	0	0	0	0	0	4	0	0	0	4	0
11:45	2	0	1	0	0	0	1	0	4	0	8	0
<b>Totals</b>	<b>31</b>	<b>101</b>	<b>31</b>	<b>122</b>	<b>17</b>	<b>120</b>	<b>27</b>	<b>113</b>	<b>18</b>	<b>104</b>	<b>124</b>	<b>560</b>
<b>Day Total</b>	<b>132</b>		<b>153</b>		<b>137</b>		<b>140</b>		<b>122</b>		<b>684</b>	
<b>AM Pct</b>	23.5%		20.3%		12.4%		19.3%		14.8%			

Peak Hour  
 Peak Volume  
 P.H.F

**AECOM**

7:00-8:00 AM	2	6	4	7	2	4
7:15-8:15 AM	2	5	5	7	2	4
7:30-8:30 AM	2	2	3	8	1	3
7:45-8:45 AM	2	0	2	3	1	2
8:00-9:00 AM	3	2	1	3	1	2

4:00-5:00 PM	15	15	18	3	6	11
4:15-5:15 PM	16	14	16	11	13	14
4:30-5:30 PM	21	21	13	13	14	16
4:45-5:45 PM	22	22	11	17	19	18
5:00-6:00 PM	27	25	11	21	20	21

Client: AECOM  
 File Number:  
 Route: L-18c  
 Location:

Site Ref: L-18c  
 Direction: IN

Count Date	5/8/2023		5/9/2023		5/10/2023		5/11/2023		5/12/2023			
	AM	PM	AM	PM	AM	PM	AM	PM	AM	PM	AM	PM
0:00	0	6	0	0	0	3	0	3	2	6	2	18
0:15	0	0	0	5	2	3	0	2	0	1	2	11
0:30	0	6	1	1	0	2	0	2	0	4	1	15
0:45	0	7	0	2	0	5	0	4	0	2	0	20
1:00	0	3	1	2	2	2	0	7	0	4	3	18
1:15	0	7	0	6	0	2	0	4	0	2	0	21
1:30	0	3	0	4	0	1	0	1	0	2	0	11
1:45	0	3	0	6	0	8	0	2	0	2	0	21
2:00	0	2	0	5	1	5	0	3	1	3	2	18
2:15	0	3	2	4	2	7	3	3	1	3	8	20
2:30	0	3	0	7	0	2	2	4	0	3	2	19
2:45	0	1	0	3	0	3	0	7	0	1	0	15
3:00	0	3	0	5	0	1	0	3	0	0	0	12
3:15	0	4	0	2	0	3	0	2	0	0	0	11
3:30	0	2	1	2	0	4	1	5	1	3	3	16
3:45	0	6	0	0	0	5	0	4	0	0	0	15
4:00	0	4	0	5	0	6	0	1	0	3	0	19
4:15	0	4	0	2	0	1	0	0	0	1	0	8
4:30	1	0	2	6	0	4	0	2	0	3	3	15
4:45	1	2	2	4	0	4	0	6	2	5	5	21
5:00	1	7	2	5	2	4	2	0	0	1	7	17
5:15	2	4	0	5	0	3	0	0	0	1	2	13
5:30	2	0	1	4	1	0	0	3	1	4	5	11
5:45	0	2	0	0	0	0	3	2	3	0	6	4
6:00	4	2	2	2	0	2	2	3	2	0	10	9
6:15	8	3	5	0	13	0	4	3	8	4	38	10
6:30	1	3	7	0	8	0	3	1	10	3	29	7
6:45	11	2	2	0	5	0	1	1	5	2	24	5
7:00	1	0	6	0	3	0	3	0	0	1	13	1
7:15	1	0	4	0	8	2	5	1	1	0	19	3
7:30	2	6	13	1	7	2	5	1	5	2	32	12
7:45	5	0	12	3	7	0	8	0	10	0	42	3
8:00	8	0	2	0	1	5	5	5	7	0	23	10
8:15	7	0	2	2	7	1	9	0	6	3	31	6
8:30	1	0	6	0	4	0	1	1	10	0	22	1
8:45	8	0	14	0	8	0	9	0	7	0	46	0
9:00	11	0	6	0	16	1	5	0	1	2	39	3
9:15	5	0	3	0	12	0	6	0	4	0	30	0
9:30	3	1	9	0	3	0	7	1	4	2	26	4
9:45	8	1	5	0	8	0	9	0	5	1	35	2
10:00	5	0	11	0	11	0	4	0	2	0	33	0
10:15	3	1	2	0	11	0	10	0	0	2	26	3
10:30	2	2	5	1	5	0	6	0	6	0	24	3
10:45	11	0	2	0	3	0	8	0	6	1	30	1
11:00	2	1	6	2	3	3	7	0	5	1	23	7
11:15	4	1	1	1	3	0	5	0	6	2	19	4
11:30	6	0	1	0	6	1	1	0	5	0	19	1
11:45	2	0	3	0	1	0	3	0	6	0	15	0
<b>Totals</b>	<b>126</b>	<b>105</b>	<b>141</b>	<b>97</b>	<b>163</b>	<b>95</b>	<b>137</b>	<b>87</b>	<b>132</b>	<b>80</b>	<b>699</b>	<b>464</b>
<b>Day Total</b>	<b>231</b>		<b>238</b>		<b>258</b>		<b>224</b>		<b>212</b>		<b>1163</b>	
<b>AM Pct</b>	54.5%		59.2%		63.2%		61.2%		62.3%			

Peak Hour  
 Peak Volume  
 P.H.F

**AECOM**

7:00-8:00 AM	9	35	25	21	16	21
7:15-8:15 AM	16	31	23	23	23	23
7:30-8:30 AM	22	29	22	27	28	26
7:45-8:45 AM	21	22	19	23	33	24
8:00-9:00 AM	24	24	20	24	30	24

4:00-5:00 PM	10	17	15	9	12	13
4:15-5:15 PM	13	17	13	8	10	12
4:30-5:30 PM	13	20	15	8	10	13
4:45-5:45 PM	13	18	11	9	11	12
5:00-6:00 PM	13	14	7	5	6	9

Client: AECOM  
 File Number:  
 Route: L-18c  
 Location:

Site Ref: L-18c  
 Direction: OUT

Count Date	5/8/2023		5/9/2023		5/10/2023		5/11/2023		5/12/2023		AM	PM
Count Time	AM	PM	AM	PM	AM	PM	AM	PM	AM	PM	AM	PM
0:00	0	1	2	2	3	3	0	9	0	6	5	21
0:15	1	11	0	4	0	7	0	2	0	0	1	24
0:30	0	2	3	5	0	5	0	1	2	4	5	17
0:45	0	5	3	5	0	7	0	8	1	6	4	31
1:00	0	6	1	4	1	9	1	5	0	9	3	33
1:15	0	2	0	5	0	9	0	5	0	8	0	29
1:30	0	7	0	1	1	7	0	10	0	2	1	27
1:45	0	9	2	6	0	3	0	7	0	8	2	33
2:00	0	4	0	9	0	11	0	3	0	11	0	38
2:15	0	11	0	4	0	8	0	3	0	5	0	31
2:30	2	11	0	9	0	10	4	10	0	7	6	47
2:45	0	8	0	6	0	3	0	5	0	9	0	31
3:00	0	8	0	13	0	6	0	7	0	7	0	41
3:15	0	8	0	21	0	13	0	19	0	17	0	78
3:30	0	15	0	16	0	12	0	15	0	14	0	72
3:45	0	11	0	17	0	18	0	11	0	18	0	75
4:00	0	13	0	6	0	10	0	6	0	11	0	46
4:15	0	10	0	18	0	21	0	10	0	14	0	73
4:30	0	14	0	16	0	15	0	7	0	21	0	73
4:45	0	11	0	11	0	23	0	11	0	17	0	73
5:00	1	16	1	19	2	10	3	19	2	9	9	73
5:15	4	19	4	23	4	19	4	24	2	11	18	96
5:30	5	7	2	22	2	10	6	16	4	10	19	65
5:45	4	17	5	21	4	18	2	23	1	15	16	94
6:00	3	14	5	14	4	25	8	14	2	10	22	77
6:15	2	16	4	13	5	6	2	14	4	12	17	61
6:30	3	7	3	13	4	7	4	13	3	7	17	47
6:45	5	5	5	16	4	0	3	4	4	6	21	31
7:00	3	5	2	14	4	8	4	12	1	6	14	45
7:15	4	6	3	11	6	2	4	8	5	5	22	32
7:30	4	11	8	12	7	9	4	4	6	6	29	42
7:45	5	2	4	8	4	5	9	4	6	3	28	22
8:00	2	13	6	6	2	9	5	4	5	4	20	36
8:15	1	7	8	2	5	2	9	7	4	5	27	23
8:30	1	2	3	2	6	3	3	8	3	6	16	21
8:45	6	5	10	4	10	3	9	4	7	0	42	16
9:00	7	3	6	2	6	1	5	0	4	2	28	8
9:15	1	1	2	2	1	4	2	1	0	8	6	16
9:30	1	0	6	5	6	3	5	2	4	1	22	11
9:45	4	1	0	0	0	3	7	1	0	6	11	11
10:00	5	2	1	4	6	4	6	1	4	3	22	14
10:15	6	3	7	0	8	0	1	2	7	3	29	8
10:30	5	1	5	3	4	0	6	0	2	0	22	4
10:45	4	0	9	0	9	0	4	0	3	0	29	0
11:00	6	1	5	7	1	4	9	0	4	2	25	14
11:15	3	1	6	2	5	4	3	2	7	4	24	13
11:30	3	0	5	4	1	0	5	0	3	0	17	4
11:45	4	0	6	2	7	0	2	2	3	0	22	4
<b>Totals</b>	<b>105</b>	<b>332</b>	<b>142</b>	<b>409</b>	<b>132</b>	<b>359</b>	<b>139</b>	<b>343</b>	<b>103</b>	<b>338</b>	<b>621</b>	<b>1781</b>
<b>Day Total</b>	<b>437</b>		<b>551</b>		<b>491</b>		<b>482</b>		<b>441</b>		<b>2402</b>	
<b>AM Pct</b>	24.0%		25.8%		26.9%		28.8%		23.4%			

Peak Hour  
 Peak Volume  
 P.H.F

**AECOM**

7:00-8:00 AM	16	17	21	21	18	19
7:15-8:15 AM	15	21	19	22	22	20
7:30-8:30 AM	12	26	18	27	21	21
7:45-8:45 AM	9	21	17	26	18	18
8:00-9:00 AM	10	27	23	26	19	21

4:00-5:00 PM	48	51	69	34	63	53
4:15-5:15 PM	51	64	69	47	61	58
4:30-5:30 PM	60	69	67	61	58	63
4:45-5:45 PM	53	75	62	70	47	61
5:00-6:00 PM	59	85	57	82	45	66



Client: AECOM  
 File Number:  
 Route: L-1a  
 Location:

Site Ref: L-1a  
 Direction: IN

Count Date	5/8/2023		5/9/2023		5/10/2023		5/11/2023		5/12/2023		AM	PM
	AM	PM	AM	PM	AM	PM	AM	PM	AM	PM		
0:00	0	15	1	9	3	13	2	12	0	17	6	66
0:15	0	14	1	25	1	20	1	22	0	15	3	96
0:30	0	22	2	31	1	21	1	21	1	10	5	105
0:45	0	17	1	24	1	15	3	17	1	22	6	95
1:00	0	15	0	15	0	15	0	11	0	14	0	70
1:15	0	9	0	21	0	18	0	12	0	7	0	67
1:30	0	19	1	18	1	11	2	15	1	18	5	81
1:45	0	18	0	17	0	19	0	21	0	17	0	92
2:00	0	20	0	26	1	21	0	14	0	16	1	97
2:15	0	21	0	30	0	33	1	33	1	28	2	145
2:30	1	22	1	23	1	28	2	19	2	18	7	110
2:45	1	8	1	17	0	17	0	14	0	7	2	63
3:00	0	3	0	10	0	5	0	8	0	8	0	34
3:15	0	9	1	2	0	9	0	8	0	5	1	33
3:30	3	9	3	1	0	6	3	3	1	4	10	23
3:45	3	9	3	7	3	9	4	8	3	2	16	35
4:00	1	4	1	2	2	8	1	1	4	9	9	24
4:15	3	6	5	5	5	1	3	5	3	6	19	23
4:30	6	7	5	6	2	4	4	6	6	2	23	25
4:45	0	7	2	4	5	4	3	8	3	6	13	29
5:00	12	2	7	4	5	4	4	3	6	6	34	19
5:15	4	5	7	3	6	6	7	3	9	5	33	22
5:30	6	5	11	5	14	1	11	2	13	4	55	17
5:45	16	4	8	4	18	1	16	3	18	4	76	16
6:00	36	1	43	1	40	6	46	7	34	0	199	15
6:15	64	2	78	5	59	4	61	4	78	3	340	18
6:30	99	2	83	2	105	4	100	2	111	3	498	13
6:45	52	1	51	1	61	1	63	0	62	1	289	4
7:00	30	2	36	5	48	2	37	1	25	2	176	12
7:15	56	2	54	3	60	1	41	4	23	0	234	10
7:30	52	3	50	6	66	6	66	5	58	5	292	25
7:45	43	3	64	3	48	9	53	10	53	3	261	28
8:00	61	3	56	2	48	4	49	3	43	3	257	15
8:15	36	1	41	1	44	2	43	1	41	0	205	5
8:30	38	2	37	3	43	2	36	2	30	4	184	13
8:45	32	2	30	1	44	2	39	1	21	1	166	7
9:00	11	4	27	3	23	0	15	2	14	2	90	11
9:15	14	3	16	2	23	2	24	4	13	5	90	16
9:30	30	3	19	3	25	5	21	3	19	3	114	17
9:45	20	3	16	3	18	3	11	3	12	3	77	15
10:00	17	3	15	5	20	1	15	1	9	2	76	12
10:15	19	1	15	2	14	1	18	3	13	3	79	10
10:30	12	3	19	6	8	3	14	3	11	2	64	17
10:45	13	2	22	4	11	2	8	3	9	4	63	15
11:00	10	4	6	4	11	3	11	4	8	4	46	19
11:15	7	4	9	4	6	3	12	5	16	5	50	21
11:30	7	10	15	5	7	6	7	5	7	5	43	31
11:45	9	3	18	3	12	3	12	2	8	4	59	15
<b>Totals</b>	<b>824</b>	<b>337</b>	<b>881</b>	<b>386</b>	<b>913</b>	<b>364</b>	<b>870</b>	<b>347</b>	<b>790</b>	<b>317</b>	<b>4278</b>	<b>1751</b>
<b>Day Total</b>	<b>1161</b>		<b>1267</b>		<b>1277</b>		<b>1217</b>		<b>1107</b>		<b>6029</b>	
<b>AM Pct</b>	71.0%		69.5%		71.5%		71.5%		71.4%			

Peak Hour  
 Peak Volume  
 P.H.F

**AECOM**

<b>7:00-8:00 AM</b>	181	204	222	197	159	193
<b>7:15-8:15 AM</b>	212	224	222	209	177	209
<b>7:30-8:30 AM</b>	192	211	206	211	195	203
<b>7:45-8:45 AM</b>	178	198	183	181	167	181
<b>8:00-9:00 AM</b>	167	164	179	167	135	162

<b>4:00-5:00 PM</b>	24	17	17	20	23	20
<b>4:15-5:15 PM</b>	22	19	13	22	20	19
<b>4:30-5:30 PM</b>	21	17	18	20	19	19
<b>4:45-5:45 PM</b>	19	16	15	16	21	17
<b>5:00-6:00 PM</b>	16	16	12	11	19	15

Client: AECOM  
 File Number:  
 Route: L-1a  
 Location:

Site Ref: L-1a  
 Direction: OUT

Count Date Count Time	5/8/2023		5/9/2023		5/10/2023		5/11/2023		5/12/2023		AM	PM
	AM	PM	AM	PM	AM	PM	AM	PM	AM	PM		
0:00	0	15	4	9	8	14	3	8	0	14	15	60
0:15	0	12	1	6	2	16	4	9	1	7	8	50
0:30	0	10	1	11	3	12	1	6	0	10	5	49
0:45	0	11	1	11	1	14	1	10	2	22	5	68
1:00	0	15	4	13	0	8	2	11	1	13	7	60
1:15	0	9	0	13	1	10	1	12	0	9	2	53
1:30	0	15	3	26	6	17	6	20	5	20	20	98
1:45	0	11	0	23	0	9	1	14	0	20	1	77
2:00	0	23	0	13	1	13	1	11	0	8	2	68
2:15	0	19	0	16	0	16	1	17	0	13	1	81
2:30	1	25	1	24	1	33	1	20	2	20	6	122
2:45	0	13	1	23	0	30	1	16	0	23	2	105
3:00	0	22	0	25	0	31	0	17	0	24	0	119
3:15	0	20	0	11	0	17	0	30	0	22	0	100
3:30	0	39	0	33	0	51	2	39	1	48	3	210
3:45	1	44	2	32	1	40	1	33	0	32	5	181
4:00	0	27	0	39	1	51	0	33	0	37	1	187
4:15	0	36	0	49	0	42	0	24	1	27	1	178
4:30	0	53	2	52	1	54	2	62	0	49	5	270
4:45	0	43	1	51	0	37	1	34	1	40	3	205
5:00	1	54	0	60	0	67	1	50	0	42	2	273
5:15	1	47	0	52	1	57	0	50	1	45	3	251
5:30	0	50	1	50	1	47	0	38	0	33	2	218
5:45	1	27	3	42	3	35	3	46	4	35	14	185
6:00	1	25	0	24	2	31	2	37	1	18	6	135
6:15	1	19	1	24	1	21	1	35	2	13	6	112
6:30	2	16	3	22	0	24	2	24	2	17	9	103
6:45	5	8	1	10	7	20	2	9	1	25	16	72
7:00	4	18	0	21	3	13	1	13	2	12	10	77
7:15	0	23	4	16	1	18	3	25	2	25	10	107
7:30	2	49	4	35	3	33	4	30	0	31	13	178
7:45	4	27	2	45	5	45	2	54	1	72	14	243
8:00	6	23	6	17	3	22	3	33	1	17	19	112
8:15	7	6	1	10	1	12	4	7	1	10	14	45
8:30	4	6	5	11	5	7	3	8	2	9	19	41
8:45	0	4	2	8	5	3	1	5	8	3	16	23
9:00	2	7	7	9	4	5	7	6	6	10	26	37
9:15	5	10	4	7	4	6	7	4	8	8	28	35
9:30	4	8	11	8	5	14	3	10	4	14	27	54
9:45	8	13	3	10	2	12	7	9	4	6	24	50
10:00	5	5	4	8	5	5	4	4	2	3	20	25
10:15	8	3	0	7	10	3	8	5	7	3	33	21
10:30	5	11	3	9	7	6	2	7	5	7	22	40
10:45	3	2	7	7	7	9	5	5	10	5	32	28
11:00	5	8	5	14	2	10	5	7	9	9	26	48
11:15	7	10	6	27	5	15	2	14	5	18	25	84
11:30	6	32	13	35	10	28	5	20	2	16	36	131
11:45	6	5	10	7	6	9	6	8	6	13	34	42
<b>Totals</b>	<b>105</b>	<b>978</b>	<b>127</b>	<b>1075</b>	<b>134</b>	<b>1092</b>	<b>122</b>	<b>989</b>	<b>110</b>	<b>977</b>	<b>598</b>	<b>5111</b>
<b>Day Total</b>	<b>1083</b>		<b>1202</b>		<b>1226</b>		<b>1111</b>		<b>1087</b>		<b>5709</b>	
<b>AM Pct</b>	9.7%		10.6%		10.9%		11.0%		10.1%			

Peak Hour  
 Peak Volume  
 P.H.F

**AECOM**

7:00-8:00 AM	10	10	12	10	5	9
7:15-8:15 AM	12	16	12	12	4	11
7:30-8:30 AM	19	13	12	13	3	12
7:45-8:45 AM	21	14	14	12	5	13
8:00-9:00 AM	17	14	14	11	12	14

4:00-5:00 PM	159	191	184	153	153	168
4:15-5:15 PM	186	212	200	170	158	185
4:30-5:30 PM	197	215	215	196	176	200
4:45-5:45 PM	194	213	208	172	160	189
5:00-6:00 PM	178	204	206	184	155	185

Client: AECOM  
 File Number:  
 Route: L-1b  
 Location:

Site Ref: L-1b  
 Direction: IN

Count Date	5/8/2023		5/9/2023		5/10/2023		5/11/2023		5/12/2023		AM	PM
	AM	PM	AM	PM	AM	PM	AM	PM	AM	PM		
0:00	0	17	0	27	0	21	0	16	0	11	0	92
0:15	0	17	0	19	0	19	0	13	2	16	2	84
0:30	0	19	2	19	1	18	1	24	0	17	4	97
0:45	0	23	0	14	0	29	0	24	0	12	0	102
1:00	0	28	0	23	0	19	0	19	0	31	0	120
1:15	0	17	0	22	0	22	0	31	1	29	1	121
1:30	0	29	3	23	0	14	1	19	0	18	4	103
1:45	0	24	0	20	3	35	2	28	0	27	5	134
2:00	0	35	0	30	0	38	0	34	0	38	0	175
2:15	1	24	0	22	0	32	1	31	0	15	2	124
2:30	0	27	0	21	0	23	0	22	0	22	0	115
2:45	0	26	1	25	1	22	2	28	1	18	5	119
3:00	0	10	0	16	0	29	0	14	0	17	0	86
3:15	0	18	0	10	0	21	0	15	0	12	0	76
3:30	0	24	0	13	0	19	0	15	1	20	1	91
3:45	0	11	0	15	0	11	0	17	2	15	2	69
4:00	0	8	0	8	0	14	0	13	1	12	1	55
4:15	1	18	2	9	0	10	2	10	1	13	6	60
4:30	1	11	0	18	0	10	0	6	1	10	2	55
4:45	0	11	0	6	0	11	0	13	0	5	0	46
5:00	2	5	0	8	0	8	0	3	0	6	2	30
5:15	0	6	0	1	0	9	1	13	0	3	1	32
5:30	0	6	0	10	0	9	0	5	0	12	0	42
5:45	0	8	0	7	1	3	1	5	2	3	4	26
6:00	1	5	0	3	2	9	1	4	1	3	5	24
6:15	5	9	1	2	3	5	3	3	6	6	18	25
6:30	8	5	9	2	5	2	8	1	10	5	40	15
6:45	9	6	16	5	13	6	7	3	7	7	52	27
7:00	6	4	13	3	17	4	3	3	7	3	46	17
7:15	4	5	19	2	9	3	10	2	12	3	54	15
7:30	14	3	21	4	13	3	20	6	11	6	79	22
7:45	28	3	19	3	18	3	15	2	15	1	95	12
8:00	17	2	27	1	26	2	18	4	20	2	108	11
8:15	27	0	27	4	13	1	21	0	11	0	99	5
8:30	20	1	26	3	28	1	26	2	23	1	123	8
8:45	30	1	27	2	26	4	38	1	33	3	154	11
9:00	34	2	36	3	23	2	28	0	27	3	148	10
9:15	27	1	31	0	27	2	26	1	24	2	135	6
9:30	20	0	28	1	28	2	14	1	47	0	137	4
9:45	39	1	25	1	33	1	25	0	32	2	154	5
10:00	18	0	24	1	27	0	19	0	28	1	116	2
10:15	24	0	28	0	26	2	22	2	30	0	130	4
10:30	27	0	28	1	22	1	25	0	22	0	124	2
10:45	31	0	17	1	28	0	16	0	18	0	110	1
11:00	25	0	25	0	28	0	17	0	27	1	122	1
11:15	16	0	14	0	6	0	17	0	16	0	69	0
11:30	15	0	21	0	18	0	25	0	26	0	105	0
11:45	15	0	22	0	21	0	12	0	21	0	91	0
<b>Totals</b>	<b>465</b>	<b>470</b>	<b>512</b>	<b>428</b>	<b>466</b>	<b>499</b>	<b>427</b>	<b>453</b>	<b>486</b>	<b>431</b>	<b>2356</b>	<b>2281</b>
<b>Day Total</b>	<b>935</b>		<b>940</b>		<b>965</b>		<b>880</b>		<b>917</b>		<b>4637</b>	
<b>AM Pct</b>	49.7%		54.5%		48.3%		48.5%		53.0%			

Peak Hour  
 Peak Volume  
 P.H.F

**AECOM**

7:00-8:00 AM	52	72	57	48	45	55
7:15-8:15 AM	63	86	66	63	58	67
7:30-8:30 AM	86	94	70	74	57	76
7:45-8:45 AM	92	99	85	80	69	85
8:00-9:00 AM	94	107	93	103	87	97

4:00-5:00 PM	48	41	45	42	40	43
4:15-5:15 PM	45	41	39	32	34	38
4:30-5:30 PM	33	33	38	35	24	33
4:45-5:45 PM	28	25	37	34	26	30
5:00-6:00 PM	25	26	29	26	24	26

Client: AECOM  
 File Number:  
 Route: L-1b  
 Location:

Site Ref: L-1b  
 Direction: OUT

Count Date	5/8/2023		5/9/2023		5/10/2023		5/11/2023		5/12/2023		AM	PM
	AM	PM	AM	PM	AM	PM	AM	PM	AM	PM		
0:00	0	16	0	23	2	30	2	21	0	22	4	112
0:15	0	22	0	37	0	31	1	16	2	17	3	123
0:30	0	19	3	18	3	18	1	25	1	17	8	97
0:45	0	19	0	15	0	15	0	15	0	20	0	84
1:00	0	16	0	20	0	15	0	10	0	17	0	78
1:15	0	14	0	15	0	15	0	14	0	20	0	78
1:30	0	12	4	19	3	16	3	18	3	20	13	85
1:45	0	20	1	28	2	20	3	16	2	15	8	99
2:00	0	30	0	21	0	27	0	20	0	29	0	127
2:15	1	21	0	20	0	26	1	16	1	22	3	105
2:30	0	27	0	20	0	24	0	29	0	26	0	126
2:45	0	23	1	25	1	34	2	26	1	23	5	131
3:00	0	23	0	23	0	24	0	26	0	22	0	118
3:15	0	20	0	20	0	31	0	28	0	28	0	127
3:30	0	23	0	20	0	30	1	30	1	18	2	121
3:45	0	22	0	27	0	28	0	26	1	23	1	126
4:00	0	24	0	19	0	33	0	22	0	21	0	119
4:15	0	32	0	21	0	25	0	16	0	20	0	114
4:30	0	16	0	30	0	26	0	27	0	18	0	117
4:45	0	31	0	26	0	23	0	15	0	21	0	116
5:00	1	25	0	23	2	34	0	22	0	22	3	126
5:15	1	19	0	23	0	13	1	11	0	13	2	79
5:30	0	15	0	15	0	19	0	7	0	17	0	73
5:45	0	13	1	8	0	8	0	13	0	6	1	48
6:00	0	10	0	8	0	3	0	13	0	15	0	49
6:15	1	13	0	6	0	9	0	8	4	7	5	43
6:30	2	7	2	11	2	5	1	7	0	10	7	40
6:45	3	11	4	7	1	12	2	8	0	9	10	47
7:00	2	13	3	7	6	3	3	9	6	7	20	39
7:15	2	6	8	1	8	7	10	6	4	8	32	28
7:30	7	3	9	5	6	3	4	4	6	5	32	20
7:45	6	5	6	2	5	6	9	1	7	8	33	22
8:00	4	2	12	7	9	3	6	11	5	3	36	26
8:15	10	4	7	2	4	7	8	5	5	3	34	21
8:30	13	1	13	3	8	5	4	5	11	3	49	17
8:45	15	2	17	4	15	10	13	3	17	1	77	20
9:00	21	10	15	0	12	3	19	1	10	4	77	18
9:15	26	6	25	5	13	4	28	5	15	4	107	24
9:30	18	5	24	8	15	6	13	5	31	3	101	27
9:45	32	6	19	6	25	5	15	9	23	6	114	32
10:00	29	1	25	0	25	1	30	0	18	2	127	4
10:15	18	0	34	3	25	3	25	3	25	3	127	12
10:30	27	2	25	2	29	0	20	2	27	2	128	8
10:45	25	3	18	4	20	2	24	4	21	1	108	14
11:00	26	4	38	10	19	9	36	6	30	6	149	35
11:15	26	6	15	4	30	12	26	13	39	5	136	40
11:30	33	24	32	24	43	23	28	9	25	15	161	95
11:45	33	8	24	8	27	3	34	9	33	7	151	35
<b>Totals</b>	<b>382</b>	<b>654</b>	<b>385</b>	<b>653</b>	<b>360</b>	<b>709</b>	<b>373</b>	<b>615</b>	<b>374</b>	<b>614</b>	<b>1874</b>	<b>3245</b>
<b>Day Total</b>	<b>1036</b>		<b>1038</b>		<b>1069</b>		<b>988</b>		<b>988</b>		<b>5119</b>	
<b>AM Pct</b>	36.9%		37.1%		33.7%		37.8%		37.9%			

Peak Hour  
 Peak Volume  
 P.H.F

**AECOM**

7:00-8:00 AM	17	26	25	26	23	23
7:15-8:15 AM	19	35	28	29	22	27
7:30-8:30 AM	27	34	24	27	23	27
7:45-8:45 AM	33	38	26	27	28	30
8:00-9:00 AM	42	49	36	31	38	39

4:00-5:00 PM	103	96	107	80	80	93
4:15-5:15 PM	104	100	108	80	81	95
4:30-5:30 PM	91	102	96	75	74	88
4:45-5:45 PM	90	87	89	55	73	79
5:00-6:00 PM	72	69	74	53	58	65

Client: AECOM  
 File Number:  
 Route: L-1c  
 Location:

Site Ref: L-1c  
 Direction: IN

Count Date	5/8/2023		5/9/2023		5/10/2023		5/11/2023		5/12/2023		AM	PM
	AM	PM	AM	PM	AM	PM	AM	PM	AM	PM		
0:00	0	1	0	2	0	1	0	1	0	1	0	6
0:15	0	2	0	1	0	1	0	0	0	0	0	4
0:30	0	0	0	1	0	1	0	1	0	3	0	6
0:45	0	1	0	1	0	1	0	1	0	1	0	5
1:00	1	1	0	2	0	0	0	2	0	1	1	6
1:15	0	1	0	3	0	1	0	2	0	2	0	9
1:30	0	2	0	3	0	3	0	2	0	0	0	10
1:45	0	2	0	1	0	1	0	1	0	0	0	5
2:00	0	3	0	2	0	2	0	3	0	0	0	10
2:15	0	1	0	1	0	1	0	0	0	2	0	5
2:30	0	0	0	3	0	2	0	0	0	1	0	6
2:45	0	3	0	3	0	4	0	2	0	1	0	13
3:00	0	0	0	3	0	2	0	0	0	1	0	6
3:15	0	4	0	2	0	1	0	1	0	0	0	8
3:30	0	2	0	1	0	2	0	2	1	0	1	7
3:45	0	0	0	3	0	1	0	0	0	1	0	5
4:00	0	2	0	1	0	3	0	2	0	0	0	8
4:15	0	0	0	3	0	1	0	2	0	1	0	7
4:30	0	1	0	1	0	0	0	0	0	1	0	3
4:45	0	2	0	0	0	2	0	0	0	0	0	4
5:00	0	1	0	0	0	1	0	1	0	2	0	5
5:15	0	0	1	0	1	1	0	0	0	3	2	4
5:30	1	1	0	0	0	0	0	0	0	1	1	2
5:45	0	3	0	1	0	0	0	2	0	0	0	6
6:00	2	1	2	0	2	0	1	3	2	3	9	7
6:15	2	0	2	0	1	1	2	0	0	1	7	2
6:30	0	0	0	0	0	0	1	0	0	0	1	0
6:45	4	1	3	0	5	0	6	0	2	0	20	1
7:00	1	0	4	0	2	0	4	0	4	1	15	1
7:15	2	0	2	0	2	0	2	0	1	1	9	1
7:30	2	0	0	0	1	0	3	0	0	0	6	0
7:45	1	0	0	1	1	0	2	0	1	0	5	1
8:00	1	0	1	0	1	0	3	0	3	0	9	0
8:15	3	0	0	0	4	0	1	0	0	0	8	0
8:30	0	0	3	0	0	0	2	0	1	0	6	0
8:45	0	0	1	0	3	0	3	0	2	0	9	0
9:00	1	0	2	0	4	0	0	0	0	0	7	0
9:15	2	0	3	0	1	0	3	0	1	0	10	0
9:30	0	1	1	0	2	0	0	0	3	0	6	1
9:45	2	0	1	0	0	0	2	1	1	0	6	1
10:00	2	0	2	0	2	0	0	0	2	0	8	0
10:15	1	0	0	0	0	0	1	0	1	0	3	0
10:30	0	0	1	0	0	0	3	0	1	0	5	0
10:45	1	0	6	0	6	0	0	0	0	0	13	0
11:00	0	0	2	0	2	0	0	0	0	0	4	0
11:15	1	0	0	0	0	4	0	0	0	0	1	4
11:30	1	0	2	0	6	1	0	0	0	0	9	1
11:45	1	0	3	0	2	0	1	0	0	0	7	0
<b>Totals</b>	<b>32</b>	<b>36</b>	<b>42</b>	<b>39</b>	<b>48</b>	<b>38</b>	<b>40</b>	<b>29</b>	<b>26</b>	<b>28</b>	<b>188</b>	<b>170</b>
<b>Day Total</b>	<b>68</b>		<b>81</b>		<b>86</b>		<b>69</b>		<b>54</b>		<b>358</b>	
<b>AM Pct</b>	47.1%		51.9%		55.8%		58.0%		48.1%			

Peak Hour  
 Peak Volume  
 P.H.F

**AECOM**

7:00-8:00 AM	6	6	6	11	6	7
7:15-8:15 AM	6	3	5	10	5	6
7:30-8:30 AM	7	1	7	9	4	6
7:45-8:45 AM	5	4	6	8	5	6
8:00-9:00 AM	4	5	8	9	6	6

4:00-5:00 PM	5	5	6	4	2	4
4:15-5:15 PM	4	4	4	3	4	4
4:30-5:30 PM	4	1	4	1	6	3
4:45-5:45 PM	4	0	4	1	6	3
5:00-6:00 PM	5	1	2	3	6	3

Client: AECOM  
 File Number:  
 Route: L-1c  
 Location:

Site Ref: L-1c  
 Direction: OUT

Count Date	5/8/2023		5/9/2023		5/10/2023		5/11/2023		5/12/2023			
Count Time	AM	PM	AM	PM	AM	PM	AM	PM	AM	PM	AM	PM
0:00	0	1	0	0	0	2	0	0	0	1	0	4
0:15	0	0	0	0	0	0	0	0	0	1	0	1
0:30	0	0	0	1	0	1	0	1	0	1	0	4
0:45	0	0	0	0	0	0	0	1	0	1	0	2
1:00	1	0	0	2	0	1	0	1	0	1	1	5
1:15	0	1	0	2	0	0	0	0	0	2	0	5
1:30	0	0	0	1	0	0	0	3	0	1	0	5
1:45	0	0	0	0	0	0	0	1	0	0	0	1
2:00	0	1	0	0	0	1	0	1	0	1	0	4
2:15	0	0	0	0	0	0	0	0	0	0	0	0
2:30	0	0	0	1	0	1	0	0	0	0	0	2
2:45	0	0	0	1	0	1	0	0	0	1	0	3
3:00	0	0	0	0	0	0	0	0	0	0	0	0
3:15	0	1	0	0	0	2	0	0	0	0	0	3
3:30	0	3	0	0	0	0	0	1	0	0	0	4
3:45	0	1	0	1	0	3	0	0	0	1	0	6
4:00	0	1	0	0	0	2	0	0	0	0	0	3
4:15	0	0	0	1	0	2	0	2	0	1	0	6
4:30	0	3	0	1	0	2	0	1	0	1	0	8
4:45	0	2	0	0	0	2	0	0	0	0	0	4
5:00	0	0	0	0	0	1	0	3	0	1	0	5
5:15	0	1	0	0	0	1	0	0	0	1	0	3
5:30	0	0	0	0	0	0	0	0	0	0	0	0
5:45	0	0	0	1	0	2	0	0	0	1	0	4
6:00	0	0	0	1	0	2	0	1	0	0	0	4
6:15	0	0	0	1	0	0	0	0	1	2	1	3
6:30	0	0	0	2	0	2	1	0	0	1	1	5
6:45	0	0	0	1	2	0	0	0	0	0	2	1
7:00	0	1	0	0	0	2	0	0	0	0	0	3
7:15	0	0	0	0	0	0	0	0	0	1	0	1
7:30	0	0	0	0	0	0	1	0	0	0	1	0
7:45	0	0	0	0	0	0	0	0	0	0	0	0
8:00	0	0	0	0	0	0	0	0	0	0	0	0
8:15	0	0	0	0	0	1	0	0	0	0	0	1
8:30	0	0	0	0	0	0	0	0	2	0	2	0
8:45	0	0	0	1	0	0	2	1	1	0	3	2
9:00	3	0	0	0	1	0	2	0	0	0	6	0
9:15	1	0	2	0	1	1	1	0	2	0	7	1
9:30	1	0	1	0	2	0	0	0	4	2	8	2
9:45	1	0	0	0	3	0	1	0	0	0	5	0
10:00	0	0	0	0	0	0	0	0	2	0	2	0
10:15	3	0	1	0	0	1	2	0	0	0	6	1
10:30	1	0	1	0	0	0	0	0	1	0	3	0
10:45	0	0	1	0	3	1	1	0	1	0	6	1
11:00	2	1	0	0	1	1	0	0	1	0	4	2
11:15	0	0	0	0	0	0	3	1	1	0	4	1
11:30	0	0	3	1	1	0	0	0	0	0	4	1
11:45	1	0	0	0	0	0	1	0	0	0	2	0
<b>Totals</b>	<b>14</b>	<b>17</b>	<b>9</b>	<b>19</b>	<b>14</b>	<b>35</b>	<b>15</b>	<b>18</b>	<b>16</b>	<b>22</b>	<b>68</b>	<b>111</b>
<b>Day Total</b>	<b>31</b>		<b>28</b>		<b>49</b>		<b>33</b>		<b>38</b>		<b>179</b>	
<b>AM Pct</b>	45.2%		32.1%		28.6%		45.5%		42.1%			

Peak Hour  
 Peak Volume  
 P.H.F

**AECOM**

7:00-8:00 AM	0	0	0	1	0	0
7:15-8:15 AM	0	0	0	1	0	0
7:30-8:30 AM	0	0	0	1	0	0
7:45-8:45 AM	0	0	0	0	2	0
8:00-9:00 AM	0	0	0	0	2	1

4:00-5:00 PM	6	2	8	3	2	4
4:15-5:15 PM	5	2	7	6	3	5
4:30-5:30 PM	6	1	6	4	3	4
4:45-5:45 PM	3	0	4	3	2	2
5:00-6:00 PM	1	1	4	3	3	2

Client: AECOM  
 File Number:  
 Route: L-20a  
 Location:

Site Ref: L-20a  
 Direction: IN

Count Date	5/8/2023		5/9/2023		5/10/2023		5/11/2023		5/12/2023		AM	PM
	AM	PM	AM	PM	AM	PM	AM	PM	AM	PM		
0:00	0	3	0	0	0	1	0	0	0	1	0	5
0:15	0	0	0	1	0	0	0	1	0	0	0	2
0:30	0	1	0	0	0	5	0	1	0	1	0	8
0:45	0	1	0	1	0	1	0	0	0	1	0	4
1:00	0	0	0	1	0	0	0	1	0	1	0	3
1:15	0	1	0	0	0	0	0	0	0	2	0	3
1:30	0	0	0	1	0	0	0	1	0	0	0	2
1:45	0	0	0	0	0	0	0	0	0	2	0	2
2:00	0	1	0	1	0	0	0	0	0	1	0	3
2:15	0	0	0	2	0	0	0	0	0	1	0	3
2:30	0	3	0	2	0	9	0	2	0	1	0	17
2:45	0	1	0	3	0	5	0	7	1	3	1	19
3:00	0	6	0	3	0	5	0	11	0	11	0	36
3:15	0	3	0	0	0	0	0	1	0	0	0	4
3:30	0	1	0	1	0	2	0	0	0	1	0	5
3:45	0	2	0	2	0	2	0	4	0	2	0	12
4:00	0	2	0	4	0	2	0	2	0	0	0	10
4:15	0	4	0	1	0	2	0	4	0	1	0	12
4:30	0	2	1	3	0	3	0	0	0	1	1	9
4:45	2	0	2	6	2	1	2	2	0	1	8	10
5:00	2	4	4	0	6	1	0	4	0	2	12	11
5:15	1	4	0	4	0	3	3	2	0	0	4	13
5:30	0	4	0	7	0	2	1	3	0	1	1	17
5:45	0	2	0	1	0	5	1	1	0	3	1	12
6:00	2	1	2	2	0	1	4	2	0	2	8	8
6:15	3	5	2	2	6	3	3	0	2	0	16	10
6:30	2	2	3	4	5	1	0	7	2	2	12	16
6:45	0	1	0	2	0	1	1	2	2	0	3	6
7:00	0	2	0	1	0	1	0	0	1	0	1	4
7:15	2	2	4	1	1	0	2	1	2	0	11	4
7:30	0	2	0	2	0	0	0	6	0	0	0	10
7:45	0	1	0	1	1	0	0	3	0	0	1	5
8:00	0	0	1	2	0	0	0	1	0	1	1	4
8:15	0	0	0	0	0	1	1	0	0	0	1	1
8:30	0	0	0	0	0	0	0	1	0	0	0	1
8:45	0	0	0	0	0	1	0	0	0	0	0	1
9:00	0	1	0	0	0	0	0	0	0	2	0	3
9:15	1	0	1	0	0	0	0	1	0	0	2	1
9:30	0	0	0	1	0	0	1	1	0	0	1	2
9:45	0	0	2	0	0	0	1	1	0	0	3	1
10:00	2	0	1	0	1	0	1	0	3	0	8	0
10:15	0	0	7	0	0	1	2	0	0	0	9	1
10:30	0	0	3	0	2	0	3	0	1	1	9	1
10:45	0	0	3	0	6	0	2	1	0	1	11	2
11:00	1	1	1	0	1	0	4	0	1	0	8	1
11:15	0	0	3	0	0	0	2	1	0	0	5	1
11:30	0	0	4	0	4	0	4	0	2	0	14	0
11:45	0	0	2	0	0	0	1	0	0	0	3	0
<b>Totals</b>	<b>18</b>	<b>63</b>	<b>46</b>	<b>62</b>	<b>35</b>	<b>59</b>	<b>39</b>	<b>75</b>	<b>17</b>	<b>46</b>	<b>155</b>	<b>305</b>
<b>Day Total</b>	<b>81</b>		<b>108</b>		<b>94</b>		<b>114</b>		<b>63</b>		<b>460</b>	
<b>AM Pct</b>	22.2%		42.6%		37.2%		34.2%		27.0%			

Peak Hour  
 Peak Volume  
 P.H.F

**AECOM**

7:00-8:00 AM	2	4	2	2	3	3
7:15-8:15 AM	2	5	2	2	2	3
7:30-8:30 AM	0	1	1	1	0	1
7:45-8:45 AM	0	1	1	1	0	1
8:00-9:00 AM	0	1	0	1	0	0

4:00-5:00 PM	8	14	8	8	3	8
4:15-5:15 PM	10	10	7	10	5	8
4:30-5:30 PM	10	13	8	8	4	9
4:45-5:45 PM	12	17	7	11	4	10
5:00-6:00 PM	14	12	11	10	6	11

Client: AECOM  
 File Number:  
 Route: L-20a  
 Location:

Site Ref: L-20a  
 Direction: OUT

Count Date	5/8/2023		5/9/2023		5/10/2023		5/11/2023		5/12/2023			
Count Time	AM	PM	AM	PM	AM	PM	AM	PM	AM	PM	AM	PM
0:00	0	0	0	2	1	2	0	1	0	2	1	7
0:15	0	0	0	2	0	1	0	1	0	2	0	6
0:30	0	0	0	2	0	1	0	1	0	3	0	7
0:45	0	1	0	0	0	2	0	1	0	2	0	6
1:00	0	2	0	1	0	0	0	0	0	2	0	5
1:15	0	0	0	0	0	1	0	0	0	3	0	4
1:30	0	1	0	0	0	0	0	0	0	2	0	3
1:45	0	1	0	0	0	1	0	0	0	0	0	2
2:00	0	0	0	1	0	0	0	0	0	0	0	1
2:15	0	2	0	3	0	1	0	0	0	1	0	7
2:30	0	0	0	2	0	0	0	0	0	1	0	3
2:45	0	0	0	0	0	3	0	0	0	1	0	4
3:00	0	1	0	1	0	4	0	1	0	0	0	7
3:15	0	0	0	1	0	1	0	0	0	0	0	2
3:30	0	0	0	1	0	1	0	2	0	3	0	7
3:45	0	1	0	1	0	1	0	3	0	1	0	7
4:00	0	2	0	0	0	0	0	1	0	0	0	3
4:15	0	2	0	3	0	1	0	3	0	2	0	11
4:30	0	1	1	2	0	1	0	1	0	1	1	6
4:45	0	0	0	3	0	1	2	2	0	1	2	7
5:00	0	1	0	0	0	0	1	5	0	0	1	6
5:15	0	3	0	6	0	3	1	8	0	0	1	20
5:30	0	1	0	4	0	1	1	7	0	1	1	14
5:45	3	1	2	1	2	1	1	2	3	1	11	6
6:00	3	1	3	1	3	3	2	1	3	5	14	11
6:15	1	0	6	1	1	1	2	2	2	0	12	4
6:30	1	1	1	1	1	0	1	1	0	0	4	3
6:45	0	1	0	1	0	0	0	0	1	1	1	3
7:00	0	0	0	0	1	1	0	2	0	0	1	3
7:15	0	0	1	0	1	2	1	1	1	0	4	3
7:30	1	1	2	0	1	0	1	3	0	0	5	4
7:45	0	2	0	1	0	0	2	0	1	0	3	3
8:00	2	0	1	0	0	1	2	0	1	1	6	2
8:15	1	0	0	0	1	0	1	0	0	0	3	0
8:30	1	0	2	1	2	1	1	1	1	1	7	4
8:45	4	2	5	0	3	0	2	2	3	0	17	4
9:00	3	2	2	4	3	3	7	3	1	0	16	12
9:15	1	0	2	2	5	1	2	1	1	0	11	4
9:30	4	1	7	0	2	0	4	0	4	0	21	1
9:45	4	0	4	0	8	0	8	0	3	0	27	0
10:00	7	0	7	0	5	0	8	0	3	0	30	0
10:15	3	0	12	0	13	1	12	0	3	0	43	1
10:30	6	0	6	0	1	0	3	0	1	1	17	1
10:45	1	0	6	0	3	0	3	2	1	0	14	2
11:00	2	0	0	0	2	0	2	0	2	0	8	0
11:15	5	0	2	0	2	0	3	1	1	0	13	1
11:30	3	0	2	0	2	0	3	0	3	0	13	0
11:45	3	0	1	0	1	0	2	0	1	0	8	0
<b>Totals</b>	<b>59</b>	<b>31</b>	<b>75</b>	<b>48</b>	<b>64</b>	<b>41</b>	<b>78</b>	<b>59</b>	<b>40</b>	<b>38</b>	<b>316</b>	<b>217</b>
<b>Day Total</b>	<b>90</b>		<b>123</b>		<b>105</b>		<b>137</b>		<b>78</b>		<b>533</b>	
<b>AM Pct</b>	65.6%		61.0%		61.0%		56.9%		51.3%			

Peak Hour  
 Peak Volume  
 P.H.F

**AECOM**

7:00-8:00 AM	1	3	3	4	2	3
7:15-8:15 AM	3	4	2	6	3	4
7:30-8:30 AM	4	3	2	6	2	3
7:45-8:45 AM	4	3	3	6	3	4
8:00-9:00 AM	8	8	6	6	5	7

4:00-5:00 PM	5	8	3	7	4	5
4:15-5:15 PM	4	8	3	11	4	6
4:30-5:30 PM	5	11	5	16	2	8
4:45-5:45 PM	5	13	5	22	2	9
5:00-6:00 PM	6	11	5	22	2	9



Client: AECOM  
 File Number:  
 Route: L-20b  
 Location:

Site Ref: L-20b  
 Direction: IN

Count Date	5/8/2023		5/9/2023		5/10/2023		5/11/2023		5/12/2023		AM	PM
	AM	PM	AM	PM	AM	PM	AM	PM	AM	PM		
0:00	0	8	0	6	0	13	0	8	0	9	0	44
0:15	0	7	1	4	0	4	0	5	0	2	1	22
0:30	0	6	0	4	0	6	0	4	0	4	0	24
0:45	1	10	0	4	0	9	1	11	1	7	3	41
1:00	0	7	1	8	1	4	0	5	0	8	2	32
1:15	1	4	0	5	1	3	1	8	0	10	3	30
1:30	0	3	1	8	0	4	0	4	0	6	1	25
1:45	0	6	0	3	0	5	0	4	0	5	0	23
2:00	0	6	0	3	0	4	0	12	0	6	0	31
2:15	0	9	0	11	0	16	0	4	2	5	2	45
2:30	0	5	0	10	0	5	0	11	0	11	0	42
2:45	1	7	1	6	1	5	1	3	1	9	5	30
3:00	0	4	0	5	1	5	0	8	0	5	1	27
3:15	1	5	2	7	1	0	2	4	2	5	8	21
3:30	2	5	2	4	2	6	1	3	1	3	8	21
3:45	0	6	1	8	0	7	1	0	0	3	2	24
4:00	0	1	0	6	0	3	2	9	0	8	2	27
4:15	3	11	2	5	2	11	1	1	3	12	11	40
4:30	1	11	3	3	3	9	4	7	6	3	17	33
4:45	3	7	2	10	3	11	4	3	2	7	14	38
5:00	2	7	5	4	5	11	5	0	5	10	22	32
5:15	4	4	11	7	3	3	7	13	2	8	27	35
5:30	9	3	6	3	15	9	13	9	12	6	55	30
5:45	21	5	19	6	16	1	17	3	17	2	90	17
6:00	20	6	26	9	27	6	28	9	30	11	131	41
6:15	37	9	42	11	52	15	41	11	46	12	218	58
6:30	33	12	39	7	46	9	43	13	39	6	200	47
6:45	33	9	32	5	31	5	43	8	29	7	168	34
7:00	17	10	36	12	30	11	25	9	19	12	127	54
7:15	28	9	41	7	43	6	37	1	38	9	187	32
7:30	44	4	39	7	42	9	35	3	41	9	201	32
7:45	38	5	37	2	46	1	37	6	30	0	188	14
8:00	19	6	29	7	41	2	36	8	39	3	164	26
8:15	18	3	32	2	33	5	41	3	37	2	161	15
8:30	26	6	38	3	26	2	26	3	21	2	137	16
8:45	41	1	34	1	37	3	35	1	42	2	189	8
9:00	32	1	34	3	34	0	37	4	33	4	170	12
9:15	36	1	44	1	46	2	44	2	36	4	206	10
9:30	28	2	35	3	41	2	38	1	28	1	170	9
9:45	25	0	37	2	42	0	28	0	27	0	159	2
10:00	30	2	30	0	27	0	25	2	19	0	131	4
10:15	20	1	21	0	21	0	21	2	16	0	99	3
10:30	18	0	12	0	13	0	13	0	18	1	74	1
10:45	11	3	11	0	10	0	12	1	12	1	56	5
11:00	11	1	7	3	11	1	13	1	11	1	53	7
11:15	8	0	2	0	6	0	7	0	8	2	31	2
11:30	5	2	8	0	8	0	13	0	10	0	44	2
11:45	10	0	6	0	4	1	6	0	5	0	31	1
<b>Totals</b>	<b>637</b>	<b>240</b>	<b>729</b>	<b>225</b>	<b>771</b>	<b>234</b>	<b>744</b>	<b>227</b>	<b>688</b>	<b>243</b>	<b>3569</b>	<b>1169</b>
<b>Day Total</b>	<b>877</b>		<b>954</b>		<b>1005</b>		<b>971</b>		<b>931</b>		<b>4738</b>	
<b>AM Pct</b>	72.6%		76.4%		76.7%		76.6%		73.9%			

Peak Hour  
 Peak Volume  
 P.H.F

**AECOM**

7:00-8:00 AM	127	153	161	134	128	141
7:15-8:15 AM	129	146	172	145	148	148
7:30-8:30 AM	119	137	162	149	147	143
7:45-8:45 AM	101	136	146	140	127	130
8:00-9:00 AM	104	133	137	138	139	130

4:00-5:00 PM	30	24	34	20	30	28
4:15-5:15 PM	36	22	42	11	32	29
4:30-5:30 PM	29	24	34	23	28	28
4:45-5:45 PM	21	24	34	25	31	27
5:00-6:00 PM	19	20	24	25	26	23

Client: AECOM  
 File Number:  
 Route: L-20b  
 Location:

Site Ref: L-20b  
 Direction: OUT

Count Date Count Time	5/8/2023		5/9/2023		5/10/2023		5/11/2023		5/12/2023		AM	PM
	AM	PM	AM	PM	AM	PM	AM	PM	AM	PM		
0:00	1	4	0	9	2	13	6	10	4	8	13	44
0:15	0	4	2	8	0	6	0	11	1	11	3	40
0:30	0	11	0	6	0	9	0	7	0	9	0	42
0:45	0	10	1	8	0	13	0	14	0	11	1	56
1:00	0	5	0	9	1	5	0	7	0	16	1	42
1:15	1	9	1	9	0	10	0	20	5	14	7	62
1:30	0	8	1	9	3	17	1	9	0	12	5	55
1:45	0	12	0	11	0	5	0	11	0	11	0	50
2:00	0	12	1	12	0	15	0	15	0	16	1	70
2:15	0	8	0	16	0	12	0	22	1	12	1	70
2:30	0	12	0	24	0	25	0	20	3	10	3	91
2:45	0	26	0	27	0	21	0	28	1	22	1	124
3:00	0	36	0	41	0	25	0	31	0	37	0	170
3:15	2	33	0	28	0	42	0	24	1	43	3	170
3:30	0	43	0	33	0	44	0	49	0	46	0	215
3:45	0	35	0	29	0	33	0	30	0	43	0	170
4:00	0	35	0	39	0	44	0	29	0	32	0	179
4:15	0	28	0	37	0	40	0	39	2	35	2	179
4:30	0	46	1	45	2	45	2	46	2	23	7	205
4:45	2	55	0	46	0	27	0	49	5	42	7	219
5:00	0	38	0	45	0	50	0	45	1	41	1	219
5:15	2	50	2	58	2	46	0	50	4	38	10	242
5:30	0	44	1	43	1	35	3	45	2	21	7	188
5:45	4	45	2	39	2	36	2	33	4	41	14	194
6:00	4	33	3	45	5	31	2	27	8	19	22	155
6:15	6	41	9	27	13	42	10	35	11	27	49	172
6:30	8	22	3	32	2	27	3	27	5	28	21	136
6:45	7	31	8	22	8	18	10	20	8	21	41	112
7:00	2	22	8	27	6	31	4	19	5	17	25	116
7:15	4	28	4	26	3	40	2	26	3	30	16	150
7:30	0	28	1	34	2	31	2	30	2	16	7	139
7:45	2	20	3	13	3	17	4	21	3	17	15	88
8:00	0	11	1	16	8	9	1	30	3	11	13	77
8:15	4	10	3	12	3	7	4	11	5	18	19	58
8:30	2	3	2	4	1	4	1	12	2	17	8	40
8:45	2	4	3	2	3	8	3	5	4	10	15	29
9:00	4	3	5	4	8	8	5	4	3	3	25	22
9:15	5	6	2	6	11	3	3	4	5	9	26	28
9:30	5	9	6	2	2	3	5	5	2	0	20	19
9:45	8	1	3	4	11	6	2	2	8	2	32	15
10:00	6	3	5	6	5	4	13	6	8	6	37	25
10:15	7	0	14	3	4	3	2	1	3	1	30	8
10:30	3	1	9	0	12	2	7	1	4	0	35	4
10:45	5	6	10	1	6	1	10	1	5	1	36	10
11:00	7	1	7	3	10	2	12	0	4	0	40	6
11:15	10	2	3	2	8	1	12	0	5	2	38	7
11:30	11	2	8	3	8	4	7	2	2	0	36	11
11:45	3	0	14	7	7	4	25	4	15	6	64	21
<b>Totals</b>	<b>127</b>	<b>896</b>	<b>146</b>	<b>932</b>	<b>162</b>	<b>924</b>	<b>163</b>	<b>937</b>	<b>159</b>	<b>855</b>	<b>757</b>	<b>4544</b>
<b>Day Total</b>	<b>1023</b>		<b>1078</b>		<b>1086</b>		<b>1100</b>		<b>1014</b>		<b>5301</b>	
<b>AM Pct</b>	12.4%		13.5%		14.9%		14.8%		15.7%			

Peak Hour  
 Peak Volume  
 P.H.F

**AECOM**

7:00-8:00 AM	8	16	14	12	13	13
7:15-8:15 AM	6	9	16	9	11	10
7:30-8:30 AM	6	8	16	11	13	11
7:45-8:45 AM	8	9	15	10	13	11
8:00-9:00 AM	8	9	15	9	14	11

4:00-5:00 PM	164	167	156	163	132	156
4:15-5:15 PM	167	173	162	179	141	164
4:30-5:30 PM	189	194	168	190	144	177
4:45-5:45 PM	187	192	158	189	142	174
5:00-6:00 PM	177	185	167	173	141	169

Client: AECOM  
 File Number:  
 Route: L-2a  
 Location:

Site Ref: L-2a  
 Direction: IN

Count Date	5/8/2023		5/9/2023		5/10/2023		5/11/2023		5/12/2023		AM	PM
	AM	PM	AM	PM	AM	PM	AM	PM	AM	PM		
0:00	0	6	0	14	1	16	0	13	0	11	1	60
0:15	0	7	0	9	0	18	2	18	0	11	2	63
0:30	0	10	0	18	0	14	0	13	0	8	0	63
0:45	0	10	0	21	0	13	0	13	0	9	0	66
1:00	0	8	0	17	1	21	0	13	0	11	1	70
1:15	0	14	0	12	1	18	0	18	1	14	2	76
1:30	1	5	1	11	1	15	0	7	2	9	5	47
1:45	0	12	0	18	0	10	0	13	0	6	0	59
2:00	1	9	2	5	1	12	0	6	1	7	5	39
2:15	0	11	1	17	1	8	0	10	0	7	2	53
2:30	0	5	0	7	1	7	0	11	1	4	2	34
2:45	1	12	0	8	0	7	1	11	1	4	3	42
3:00	0	3	0	8	0	6	0	6	0	4	0	27
3:15	0	5	0	8	0	7	0	5	1	10	1	35
3:30	2	3	3	9	3	8	3	10	1	3	12	33
3:45	0	7	0	2	0	8	1	9	1	8	2	34
4:00	1	6	1	7	0	22	1	4	2	4	5	43
4:15	1	8	1	6	2	19	0	7	1	2	5	42
4:30	5	2	6	2	9	6	7	2	4	2	31	14
4:45	7	3	5	13	6	6	4	8	8	4	30	34
5:00	9	6	11	9	12	3	10	0	9	2	51	20
5:15	13	3	14	8	15	13	14	6	15	5	71	35
5:30	22	3	25	4	22	4	16	5	17	4	102	20
5:45	31	3	41	4	38	5	39	7	35	2	184	21
6:00	31	3	31	17	47	5	36	4	32	1	177	30
6:15	58	3	72	7	86	5	61	3	58	7	335	25
6:30	99	2	109	3	106	4	85	6	99	2	498	17
6:45	104	1	120	5	127	0	123	3	100	1	574	10
7:00	56	2	54	2	49	0	54	3	46	5	259	12
7:15	76	2	75	4	70	4	63	2	50	3	334	15
7:30	63	1	51	1	74	1	62	2	65	2	315	7
7:45	76	0	67	1	70	1	62	2	68	3	343	7
8:00	55	0	51	0	54	1	58	0	51	1	269	2
8:15	48	2	58	0	65	2	40	2	47	3	258	9
8:30	41	2	58	1	35	0	52	0	41	1	227	4
8:45	28	1	39	0	38	1	40	1	29	1	174	4
9:00	26	1	38	2	29	0	31	0	28	2	152	5
9:15	14	0	26	1	37	2	17	0	16	0	110	3
9:30	10	1	18	0	19	1	17	1	16	0	80	3
9:45	17	1	23	1	17	1	13	1	16	0	86	4
10:00	21	1	8	0	12	1	20	1	11	2	72	5
10:15	10	0	16	0	19	0	16	0	21	1	82	1
10:30	9	1	14	2	14	0	30	0	8	0	75	3
10:45	9	2	13	1	13	0	14	0	4	0	53	3
11:00	13	0	18	0	12	1	9	0	15	1	67	2
11:15	4	1	15	1	7	1	17	1	11	2	54	6
11:30	9	1	21	2	9	0	12	2	20	0	71	5
11:45	13	0	19	1	18	0	16	0	15	1	81	2
<b>Totals</b>	<b>984</b>	<b>189</b>	<b>1125</b>	<b>289</b>	<b>1141</b>	<b>297</b>	<b>1046</b>	<b>249</b>	<b>967</b>	<b>190</b>	<b>5263</b>	<b>1214</b>
<b>Day Total</b>	<b>1173</b>		<b>1414</b>		<b>1438</b>		<b>1295</b>		<b>1157</b>		<b>6477</b>	
<b>AM Pct</b>	83.9%		79.6%		79.3%		80.8%		83.6%			

Peak Hour  
 Peak Volume  
 P.H.F

**AECOM**

<b>7:00-8:00 AM</b>	271	247	263	241	229	250
<b>7:15-8:15 AM</b>	270	244	268	245	234	252
<b>7:30-8:30 AM</b>	242	227	263	222	231	237
<b>7:45-8:45 AM</b>	220	234	224	212	207	219
<b>8:00-9:00 AM</b>	172	206	192	190	168	186

<b>4:00-5:00 PM</b>	19	28	53	21	12	27
<b>4:15-5:15 PM</b>	19	30	34	17	10	22
<b>4:30-5:30 PM</b>	14	32	28	16	13	21
<b>4:45-5:45 PM</b>	15	34	26	19	15	22
<b>5:00-6:00 PM</b>	15	25	25	18	13	19

Client: AECOM  
 File Number:  
 Route: L-2a  
 Location:

Site Ref: L-2a  
 Direction: OUT

Count Date Count Time	5/8/2023		5/9/2023		5/10/2023		5/11/2023		5/12/2023		AM	PM
	AM	PM	AM	PM	AM	PM	AM	PM	AM	PM		
0:00	0	23	0	27	3	24	0	16	1	23	4	113
0:15	0	13	0	21	0	14	1	14	1	10	2	72
0:30	0	14	0	15	0	13	0	11	0	11	0	64
0:45	0	18	0	25	1	9	0	7	1	13	2	72
1:00	0	6	0	20	0	13	0	24	0	19	0	82
1:15	0	14	2	8	1	18	0	11	3	7	6	58
1:30	1	18	0	18	1	13	1	21	0	15	3	85
1:45	0	9	0	18	2	17	0	19	1	26	3	89
2:00	1	14	1	23	1	28	1	25	2	25	6	115
2:15	0	28	0	28	0	21	0	34	0	24	0	135
2:30	0	30	0	33	0	45	0	24	0	20	0	152
2:45	0	22	0	27	0	18	0	31	1	29	1	127
3:00	0	43	0	42	0	41	0	47	0	28	0	201
3:15	0	16	0	33	0	34	0	25	0	23	0	131
3:30	0	46	0	63	0	69	0	57	0	51	0	286
3:45	0	41	0	49	0	54	0	30	0	27	0	201
4:00	0	44	0	40	1	46	0	39	0	38	1	207
4:15	0	30	0	46	0	45	0	40	0	50	0	211
4:30	0	52	0	70	1	72	0	44	0	49	1	287
4:45	0	55	0	46	0	44	2	56	0	45	2	246
5:00	0	77	0	68	0	54	2	55	0	44	2	298
5:15	0	39	1	45	0	50	0	37	0	45	1	216
5:30	1	53	0	58	2	40	0	58	2	47	5	256
5:45	4	26	1	26	1	48	1	41	1	35	8	176
6:00	0	30	0	37	1	41	0	34	0	34	1	176
6:15	0	26	1	30	1	34	3	33	2	23	7	146
6:30	3	30	4	21	0	35	1	30	0	30	8	146
6:45	1	17	8	20	1	25	0	27	3	17	13	106
7:00	4	15	2	26	5	16	9	19	6	14	26	90
7:15	1	19	4	24	6	17	8	18	7	26	26	104
7:30	2	54	4	55	4	39	7	41	1	43	18	232
7:45	4	30	2	42	15	47	2	34	6	29	29	182
8:00	3	10	7	12	6	18	3	22	4	20	23	82
8:15	5	10	13	20	18	8	10	17	9	11	55	66
8:30	6	7	16	12	26	16	6	8	5	14	59	57
8:45	5	8	16	4	5	3	7	2	4	1	37	18
9:00	7	5	8	7	15	3	11	1	7	2	48	18
9:15	4	5	9	3	10	5	11	4	4	0	38	17
9:30	4	2	13	2	4	5	7	7	3	1	31	17
9:45	11	3	8	1	14	2	5	0	4	1	42	7
10:00	7	5	14	2	4	4	5	4	7	1	37	16
10:15	5	0	4	2	8	3	16	1	7	0	40	6
10:30	14	0	8	2	14	0	14	2	13	1	63	5
10:45	8	1	15	4	13	2	18	1	8	0	62	8
11:00	8	0	13	0	11	1	11	1	13	3	56	5
11:15	13	3	11	1	10	4	10	2	7	3	51	13
11:30	8	5	14	10	7	4	5	3	14	5	48	27
11:45	12	2	23	0	17	0	15	2	15	3	82	7
<b>Totals</b>	<b>142</b>	<b>1018</b>	<b>222</b>	<b>1186</b>	<b>229</b>	<b>1162</b>	<b>192</b>	<b>1079</b>	<b>162</b>	<b>986</b>	<b>947</b>	<b>5431</b>
<b>Day Total</b>	<b>1160</b>		<b>1408</b>		<b>1391</b>		<b>1271</b>		<b>1148</b>		<b>6378</b>	
<b>AM Pct</b>	12.2%		15.8%		16.5%		15.1%		14.1%			

Peak Hour  
 Peak Volume  
 P.H.F

**AECOM**

7:00-8:00 AM	11	12	30	26	20	20
7:15-8:15 AM	10	17	31	20	18	19
7:30-8:30 AM	14	26	43	22	20	25
7:45-8:45 AM	18	38	65	21	24	33
8:00-9:00 AM	19	52	55	26	22	35

4:00-5:00 PM	181	202	207	179	182	190
4:15-5:15 PM	214	230	215	195	188	208
4:30-5:30 PM	223	229	220	192	183	209
4:45-5:45 PM	224	217	188	206	181	203
5:00-6:00 PM	195	197	192	191	171	189

Client: AECOM  
 File Number:  
 Route: L-3b  
 Location:

Site Ref: L-3b  
 Direction: IN

Count Date	5/8/2023		5/9/2023		5/10/2023		5/11/2023		5/12/2023		AM	PM
	AM	PM	AM	PM	AM	PM	AM	PM	AM	PM		
0:00	0	3	0	6	0	4	0	4	0	0	0	17
0:15	0	1	0	2	0	0	0	0	0	1	0	4
0:30	0	0	0	0	2	2	0	2	0	1	2	5
0:45	0	1	0	3	0	2	0	3	0	4	0	13
1:00	0	5	0	1	0	4	0	1	1	3	1	14
1:15	0	10	0	2	0	10	0	8	0	9	0	39
1:30	0	0	0	4	0	7	0	4	0	1	0	16
1:45	0	5	2	4	0	3	0	7	0	8	2	27
2:00	0	1	0	4	0	9	1	10	0	3	1	27
2:15	0	10	0	3	0	4	0	2	2	8	2	27
2:30	0	4	0	1	0	2	0	6	0	9	0	22
2:45	0	5	0	2	0	7	0	1	0	5	0	20
3:00	0	2	0	1	0	5	0	6	1	3	1	17
3:15	0	10	0	0	0	1	0	2	0	0	0	13
3:30	0	1	0	4	1	5	1	4	2	2	4	16
3:45	1	6	0	3	0	5	1	4	0	7	2	25
4:00	3	4	3	4	2	7	1	8	1	8	10	31
4:15	1	8	0	5	0	3	1	5	2	5	4	26
4:30	3	3	3	6	1	4	7	4	1	6	15	23
4:45	3	3	6	3	6	3	8	7	6	5	29	21
5:00	7	5	3	4	4	4	1	3	2	8	17	24
5:15	2	6	5	6	3	7	8	4	3	1	21	24
5:30	17	5	9	7	6	9	5	5	6	2	43	28
5:45	12	5	11	1	12	3	10	6	10	2	55	17
6:00	10	7	7	9	7	6	10	4	3	5	37	31
6:15	12	5	16	3	16	2	10	6	11	9	65	25
6:30	38	1	29	4	15	4	30	11	20	9	132	29
6:45	6	6	5	3	18	0	9	1	10	3	48	13
7:00	5	5	8	4	3	2	5	0	4	1	25	12
7:15	6	4	5	1	8	0	7	0	2	3	28	8
7:30	2	3	12	4	8	1	11	8	3	6	36	22
7:45	6	1	4	3	0	4	1	3	3	0	14	11
8:00	0	2	5	1	2	3	4	1	2	2	13	9
8:15	3	1	5	1	3	3	1	3	3	0	15	8
8:30	1	1	2	1	7	0	6	0	7	1	23	3
8:45	2	0	2	1	1	2	6	6	2	0	13	9
9:00	2	0	1	1	4	2	5	1	3	0	15	4
9:15	3	5	1	1	4	2	5	1	2	6	15	15
9:30	0	0	4	1	4	1	2	2	1	3	11	7
9:45	2	2	7	0	3	1	2	3	2	1	16	7
10:00	3	1	1	1	6	1	5	0	9	0	24	3
10:15	6	0	0	1	7	0	3	0	2	1	18	2
10:30	1	2	3	1	3	1	5	0	1	4	13	8
10:45	3	3	3	3	5	3	0	5	2	2	13	16
11:00	1	0	3	0	4	1	2	0	8	1	18	2
11:15	0	1	3	0	0	0	3	0	4	0	10	1
11:30	6	0	2	0	3	0	1	0	5	0	17	0
11:45	2	0	6	1	3	0	5	0	1	0	17	1
<b>Totals</b>	<b>169</b>	<b>153</b>	<b>176</b>	<b>121</b>	<b>171</b>	<b>149</b>	<b>182</b>	<b>161</b>	<b>147</b>	<b>158</b>	<b>845</b>	<b>742</b>
<b>Day Total</b>	<b>322</b>		<b>297</b>		<b>320</b>		<b>343</b>		<b>305</b>		<b>1587</b>	
<b>AM Pct</b>	52.5%		59.3%		53.4%		53.1%		48.2%			

Peak Hour  
 Peak Volume  
 P.H.F

**AECOM**

7:00-8:00 AM	19	29	19	24	12	21
7:15-8:15 AM	14	26	18	23	10	18
7:30-8:30 AM	11	26	13	17	11	16
7:45-8:45 AM	10	16	12	12	15	13
8:00-9:00 AM	6	14	13	17	14	13

4:00-5:00 PM	18	18	17	24	24	20
4:15-5:15 PM	19	18	14	19	24	19
4:30-5:30 PM	17	19	18	18	20	18
4:45-5:45 PM	19	20	23	19	16	19
5:00-6:00 PM	21	18	23	18	13	19

Client: AECOM  
 File Number:  
 Route: L-3b  
 Location:

Site Ref: L-3b  
 Direction: OUT

Count Date	5/8/2023		5/9/2023		5/10/2023		5/11/2023		5/12/2023			
	AM	PM	AM	PM	AM	PM	AM	PM	AM	PM	AM	PM
0:00	0	6	0	1	1	4	1	4	2	4	4	19
0:15	0	2	0	5	0	0	1	2	0	2	1	11
0:30	0	3	0	9	0	1	0	4	0	0	0	17
0:45	0	1	0	1	0	2	0	6	0	2	0	12
1:00	2	5	0	4	0	2	0	1	1	2	3	14
1:15	0	8	0	3	0	5	0	3	0	3	0	22
1:30	0	7	0	10	0	7	0	7	0	9	0	40
1:45	0	1	1	5	0	5	0	10	0	2	1	23
2:00	1	9	1	3	1	4	1	8	2	11	6	35
2:15	0	8	1	5	0	4	0	4	0	2	1	23
2:30	0	5	1	5	1	8	0	3	0	5	2	26
2:45	0	7	0	3	0	3	1	5	0	5	1	23
3:00	0	3	0	3	0	11	0	7	0	4	0	28
3:15	0	9	0	6	0	11	1	9	1	6	2	41
3:30	0	10	0	8	0	7	0	12	0	5	0	42
3:45	0	5	0	4	2	10	0	4	0	5	2	28
4:00	0	2	0	11	0	10	0	13	1	2	1	38
4:15	0	8	0	3	0	9	0	3	0	6	0	29
4:30	1	1	0	5	1	3	1	13	2	9	5	31
4:45	0	5	0	6	0	7	0	7	0	3	0	28
5:00	0	6	0	2	0	10	0	4	1	5	1	27
5:15	0	4	0	7	0	4	0	5	0	5	0	25
5:30	1	4	0	4	0	7	1	6	0	8	2	29
5:45	5	3	3	1	7	7	4	5	3	3	22	19
6:00	3	9	0	7	2	6	1	4	1	5	7	31
6:15	1	2	2	6	4	2	2	0	1	2	10	12
6:30	2	4	1	6	2	10	4	4	1	5	10	29
6:45	11	3	6	3	10	3	8	5	2	1	37	15
7:00	7	3	9	0	5	0	8	5	1	6	30	14
7:15	7	6	7	4	9	8	6	6	5	4	34	28
7:30	5	21	7	11	14	13	6	14	4	17	36	76
7:45	4	7	3	8	2	7	4	9	5	7	18	38
8:00	4	7	6	5	0	5	2	2	1	4	13	23
8:15	3	4	7	9	7	5	1	5	3	3	21	26
8:30	2	0	6	3	6	5	5	1	4	1	23	10
8:45	3	1	2	1	3	1	0	0	3	2	11	5
9:00	4	1	1	2	2	1	2	2	1	1	10	7
9:15	3	2	4	3	4	6	2	0	1	3	14	14
9:30	3	6	3	2	3	2	2	1	6	2	17	13
9:45	4	0	7	2	2	2	5	1	2	1	20	6
10:00	1	0	2	1	4	2	3	1	3	0	13	4
10:15	2	0	3	0	9	2	11	1	4	1	29	4
10:30	5	2	2	3	6	2	3	10	3	0	19	17
10:45	3	0	4	0	3	2	3	1	3	2	16	5
11:00	1	2	3	2	3	5	3	6	3	5	13	20
11:15	2	1	0	1	3	0	3	2	5	1	13	5
11:30	3	3	0	1	4	6	2	0	3	1	12	11
11:45	2	0	9	1	3	1	3	0	2	0	19	2
<b>Totals</b>	<b>95</b>	<b>206</b>	<b>101</b>	<b>195</b>	<b>123</b>	<b>237</b>	<b>100</b>	<b>225</b>	<b>80</b>	<b>182</b>	<b>499</b>	<b>1045</b>
<b>Day Total</b>	<b>301</b>		<b>296</b>		<b>360</b>		<b>325</b>		<b>262</b>		<b>1544</b>	
<b>AM Pct</b>	31.6%		34.1%		34.2%		30.8%		30.5%			

Peak Hour  
 Peak Volume  
 P.H.F

**AECOM**

7:00-8:00 AM	23	26	30	24	15	24
7:15-8:15 AM	20	23	25	18	15	20
7:30-8:30 AM	16	23	23	13	13	18
7:45-8:45 AM	13	22	15	12	13	15
8:00-9:00 AM	12	21	16	8	11	14

4:00-5:00 PM	16	25	29	36	20	25
4:15-5:15 PM	20	16	29	27	23	23
4:30-5:30 PM	16	20	24	29	22	22
4:45-5:45 PM	19	19	28	22	21	22
5:00-6:00 PM	17	14	28	20	21	20

Client: AECOM  
 File Number:  
 Route: L-9a  
 Location:

Site Ref: L-9a  
 Direction: IN

Count Date	5/8/2023		5/9/2023		5/10/2023		5/11/2023		5/12/2023		AM	PM
	AM	PM	AM	PM	AM	PM	AM	PM	AM	PM		
0:00	0	2	2	1	2	1	1	1	1	2	6	7
0:15	0	4	0	2	2	3	0	5	0	1	2	15
0:30	0	3	3	2	2	2	3	2	3	5	11	14
0:45	0	4	0	4	0	4	0	3	0	4	0	19
1:00	0	4	0	2	0	5	0	5	0	5	0	21
1:15	0	5	0	4	0	0	0	2	0	1	0	12
1:30	0	4	0	5	0	5	0	6	0	5	0	25
1:45	0	1	0	3	0	4	0	3	0	5	0	16
2:00	0	2	0	2	0	1	0	0	0	3	0	8
2:15	0	2	0	0	0	0	0	1	0	2	0	5
2:30	0	1	0	3	0	0	0	1	0	5	0	10
2:45	0	4	0	3	0	3	0	5	0	5	0	20
3:00	0	4	0	2	0	3	0	3	0	0	0	12
3:15	0	3	0	2	0	7	0	6	1	6	1	24
3:30	0	0	0	2	0	1	0	1	0	0	0	4
3:45	2	2	2	4	3	0	0	1	0	0	7	7
4:00	1	1	0	3	0	4	1	1	1	6	3	15
4:15	0	4	0	2	0	1	0	2	0	2	0	11
4:30	0	2	0	0	0	0	0	0	0	2	0	4
4:45	0	0	0	1	0	1	0	1	0	1	0	4
5:00	1	2	0	1	0	2	0	0	0	1	1	6
5:15	0	2	1	2	2	1	1	3	1	2	5	10
5:30	0	1	0	0	1	1	0	0	0	1	1	3
5:45	1	0	0	1	2	0	0	1	1	1	4	3
6:00	0	0	0	0	0	0	0	0	0	0	0	0
6:15	1	1	1	1	1	0	1	1	0	0	4	3
6:30	2	1	0	3	1	3	1	1	1	0	5	8
6:45	2	0	2	0	2	0	2	0	0	0	8	0
7:00	1	0	0	0	4	0	5	1	6	2	16	3
7:15	0	0	0	0	0	2	2	0	1	0	3	2
7:30	0	2	1	1	0	0	1	0	0	1	2	4
7:45	4	0	2	0	4	0	1	2	5	0	16	2
8:00	3	3	2	0	1	1	3	1	2	2	11	7
8:15	2	1	2	1	2	0	3	0	2	1	11	3
8:30	1	0	1	0	1	0	0	0	1	0	4	0
8:45	0	0	1	0	0	0	2	0	1	1	4	1
9:00	1	0	2	1	1	0	0	1	3	0	7	2
9:15	1	0	0	1	0	1	1	1	0	0	2	3
9:30	1	2	2	0	3	1	1	0	4	1	11	4
9:45	1	1	3	0	1	1	2	0	2	1	9	3
10:00	5	0	6	1	6	0	6	0	7	0	30	1
10:15	2	0	1	0	3	1	0	1	1	0	7	2
10:30	5	0	2	0	4	0	4	0	0	0	15	0
10:45	1	0	0	0	1	0	2	0	0	0	4	0
11:00	2	0	3	0	2	0	2	0	2	0	11	0
11:15	1	0	0	0	1	0	1	0	2	0	5	0
11:30	3	0	2	0	1	0	5	0	2	0	13	0
11:45	1	0	1	0	6	0	0	0	2	0	10	0
<b>Totals</b>	<b>45</b>	<b>68</b>	<b>42</b>	<b>60</b>	<b>59</b>	<b>59</b>	<b>51</b>	<b>62</b>	<b>52</b>	<b>74</b>	<b>249</b>	<b>323</b>
<b>Day Total</b>	<b>113</b>		<b>102</b>		<b>118</b>		<b>113</b>		<b>126</b>		<b>572</b>	
<b>AM Pct</b>	39.8%		41.2%		50.0%		45.1%		41.3%			

Peak Hour  
 Peak Volume  
 P.H.F

**AECOM**

7:00-8:00 AM	5	3	8	9	12	7
7:15-8:15 AM	7	5	5	7	8	6
7:30-8:30 AM	9	7	7	8	9	8
7:45-8:45 AM	10	7	8	7	10	8
8:00-9:00 AM	6	6	4	8	6	6

4:00-5:00 PM	7	6	6	4	11	7
4:15-5:15 PM	8	4	4	3	6	5
4:30-5:30 PM	6	4	4	4	6	5
4:45-5:45 PM	5	4	5	4	5	5
5:00-6:00 PM	5	4	4	4	5	4

Client: AECOM  
 File Number:  
 Route: L-9a  
 Location:

Site Ref: L-9a  
 Direction: OUT

Count Date	5/8/2023		5/9/2023		5/10/2023		5/11/2023		5/12/2023			
	AM	PM	AM	PM	AM	PM	AM	PM	AM	PM	AM	PM
0:00	0	1	0	1	0	1	0	1	0	4	0	8
0:15	0	2	0	1	0	3	0	1	0	2	0	9
0:30	0	3	0	1	0	2	0	3	0	1	0	10
0:45	0	1	0	2	0	4	0	1	0	5	0	13
1:00	0	7	0	3	0	4	0	4	0	2	0	20
1:15	0	1	0	3	0	1	0	3	0	1	0	9
1:30	0	4	0	3	0	3	0	4	0	3	0	17
1:45	0	5	0	5	0	5	0	2	0	2	0	19
2:00	0	2	0	3	0	2	0	3	0	6	0	16
2:15	0	4	0	3	0	6	0	4	0	5	0	22
2:30	0	2	0	3	0	2	0	1	0	2	0	10
2:45	0	0	0	3	0	1	0	0	0	2	0	6
3:00	0	0	0	0	0	0	0	1	0	1	0	2
3:15	0	3	0	2	0	4	0	2	0	2	0	13
3:30	0	2	0	1	0	2	0	1	0	3	0	9
3:45	0	0	0	2	0	2	0	0	0	2	0	6
4:00	0	2	0	2	1	2	0	4	0	2	1	12
4:15	0	3	0	3	0	0	0	1	1	1	1	8
4:30	1	2	0	3	1	2	1	1	0	3	3	11
4:45	0	2	0	2	0	3	0	1	0	3	0	11
5:00	2	1	2	0	0	1	0	4	1	1	5	7
5:15	0	2	0	2	0	0	0	0	0	2	0	6
5:30	1	0	1	0	1	1	1	1	2	0	6	2
5:45	2	2	3	2	2	2	1	1	1	2	9	9
6:00	3	0	2	2	4	0	3	0	4	0	16	2
6:15	1	1	2	1	3	1	0	3	0	1	6	7
6:30	1	0	2	0	1	1	1	0	0	0	5	1
6:45	1	0	0	0	0	1	1	1	0	0	2	2
7:00	1	1	2	1	2	0	1	2	0	1	6	5
7:15	2	0	2	0	2	2	5	0	4	0	15	2
7:30	1	0	0	0	2	0	0	1	0	3	3	4
7:45	1	1	0	0	0	1	3	0	1	1	5	3
8:00	1	2	1	0	1	0	0	2	1	0	4	4
8:15	0	0	1	0	1	2	2	1	2	0	6	3
8:30	3	0	2	0	0	1	1	0	2	2	8	3
8:45	1	0	1	0	2	0	0	0	2	1	6	1
9:00	2	0	2	2	1	0	2	1	4	1	11	4
9:15	1	0	2	1	1	1	2	0	1	0	7	2
9:30	0	0	1	0	1	0	0	0	0	0	2	0
9:45	2	0	1	0	2	2	1	0	0	0	6	2
10:00	0	0	1	0	0	0	1	0	4	0	6	0
10:15	3	0	4	0	4	0	4	0	3	0	18	0
10:30	2	0	0	1	2	0	2	0	2	1	8	2
10:45	1	0	2	0	5	0	3	1	1	0	12	1
11:00	2	1	1	0	1	1	1	0	1	1	6	3
11:15	1	1	1	0	2	0	2	0	1	0	7	1
11:30	2	0	3	0	5	0	4	0	1	0	15	0
11:45	2	0	1	0	3	0	1	0	2	0	9	0
<b>Totals</b>	<b>40</b>	<b>58</b>	<b>40</b>	<b>58</b>	<b>50</b>	<b>66</b>	<b>43</b>	<b>56</b>	<b>41</b>	<b>69</b>	<b>214</b>	<b>307</b>
<b>Day Total</b>	<b>98</b>		<b>98</b>		<b>116</b>		<b>99</b>		<b>110</b>		<b>521</b>	
<b>AM Pct</b>	40.8%		40.8%		43.1%		43.4%		37.3%			

Peak Hour  
 Peak Volume  
 P.H.F

**AECOM**

7:00-8:00 AM	5	4	6	9	5	6
7:15-8:15 AM	5	3	5	8	6	5
7:30-8:30 AM	3	2	4	5	4	4
7:45-8:45 AM	5	4	2	6	6	5
8:00-9:00 AM	5	5	4	3	7	5

4:00-5:00 PM	9	10	7	7	9	8
4:15-5:15 PM	8	8	6	7	8	7
4:30-5:30 PM	7	7	6	6	9	7
4:45-5:45 PM	5	4	5	6	6	5
5:00-6:00 PM	5	4	4	6	5	5



Client: AECOM  
 File Number:  
 Route: PS-1a  
 Location:

Site Ref: PS-1a  
 Direction: IN

Count Date	5/8/2023		5/9/2023		5/10/2023		5/11/2023		5/12/2023		AM	PM
	AM	PM	AM	PM	AM	PM	AM	PM	AM	PM		
0:00	0	2	1	4	0	1	0	3	0	0	1	10
0:15	0	1	3	1	0	3	0	6	0	11	3	22
0:30	0	4	0	8	0	8	0	5	0	5	0	30
0:45	0	4	0	11	0	3	2	5	0	4	2	27
1:00	0	7	0	2	0	7	0	0	0	9	0	25
1:15	0	4	0	4	0	11	0	6	0	13	0	38
1:30	0	5	0	11	0	7	0	4	0	9	0	36
1:45	0	3	0	5	1	7	0	4	0	10	1	29
2:00	0	8	0	18	0	11	0	10	0	4	0	51
2:15	0	5	0	5	0	12	0	11	0	11	0	44
2:30	0	6	0	3	0	10	0	5	0	13	0	37
2:45	1	4	0	3	0	3	0	1	0	7	1	18
3:00	0	0	0	5	0	3	0	0	0	5	0	13
3:15	0	4	0	0	1	5	0	7	1	1	2	17
3:30	0	3	0	2	0	1	0	2	1	2	1	10
3:45	0	6	0	4	0	6	2	1	2	1	4	18
4:00	1	5	1	8	0	10	0	8	2	2	4	33
4:15	0	3	0	4	0	1	3	4	1	1	4	13
4:30	0	4	2	6	2	1	3	3	3	2	10	16
4:45	3	0	4	2	4	5	1	0	4	2	16	9
5:00	0	0	2	1	0	3	4	2	3	0	9	6
5:15	0	2	5	13	3	2	3	1	4	0	15	18
5:30	5	5	5	0	3	2	7	0	5	5	25	12
5:45	6	3	8	4	6	5	7	3	10	10	37	25
6:00	6	9	8	4	5	0	6	4	7	5	32	22
6:15	3	19	6	13	8	16	9	12	4	7	30	67
6:30	12	8	4	6	8	9	11	2	15	7	50	32
6:45	8	0	9	0	11	0	8	3	10	1	46	4
7:00	7	1	6	3	9	0	4	1	6	0	32	5
7:15	5	2	10	1	8	0	7	1	12	2	42	6
7:30	2	1	4	1	11	0	7	0	3	0	27	2
7:45	8	1	5	0	3	2	6	0	5	0	27	3
8:00	2	0	2	0	1	0	4	0	2	2	11	2
8:15	4	1	10	4	9	2	7	4	7	0	37	11
8:30	4	1	3	1	3	0	1	3	3	4	14	9
8:45	6	4	3	0	8	2	9	2	6	0	32	8
9:00	5	1	3	2	3	1	2	0	1	1	14	5
9:15	5	0	9	2	4	1	2	0	11	0	31	3
9:30	9	2	5	0	3	1	6	0	1	0	24	3
9:45	3	1	5	5	4	1	5	3	3	0	20	10
10:00	5	5	2	4	8	4	5	2	5	3	25	18
10:15	5	0	8	3	5	0	4	8	3	5	25	16
10:30	2	2	1	2	1	3	3	1	2	0	9	8
10:45	4	0	7	1	6	0	4	0	2	0	23	1
11:00	3	0	5	1	7	0	5	0	7	0	27	1
11:15	4	1	2	0	5	0	0	0	1	2	12	3
11:30	10	0	9	0	2	0	2	0	3	0	26	0
11:45	0	0	7	0	3	0	4	0	5	0	19	0
<b>Totals</b>	<b>138</b>	<b>147</b>	<b>164</b>	<b>177</b>	<b>155</b>	<b>169</b>	<b>153</b>	<b>137</b>	<b>160</b>	<b>166</b>	<b>770</b>	<b>796</b>
<b>Day Total</b>	<b>285</b>		<b>341</b>		<b>324</b>		<b>290</b>		<b>326</b>		<b>1566</b>	
<b>AM Pct</b>	48.4%		48.1%		47.8%		52.8%		49.1%			

Peak Hour  
 Peak Volume  
 P.H.F

**AECOM**

7:00-8:00 AM	22	25	31	24	26	26
7:15-8:15 AM	17	21	23	24	22	21
7:30-8:30 AM	16	21	24	24	17	20
7:45-8:45 AM	18	20	16	18	17	18
8:00-9:00 AM	16	18	21	21	18	19

4:00-5:00 PM	12	20	17	15	7	14
4:15-5:15 PM	7	13	10	9	5	9
4:30-5:30 PM	6	22	11	6	4	10
4:45-5:45 PM	7	16	12	3	7	9
5:00-6:00 PM	10	18	12	6	15	12

Client: AECOM  
 File Number:  
 Route: PS-1a  
 Location:

Site Ref: PS-1a  
 Direction: OUT

Count Date	5/8/2023		5/9/2023		5/10/2023		5/11/2023		5/12/2023		AM	PM
	AM	PM	AM	PM	AM	PM	AM	PM	AM	PM		
0:00	1	4	4	6	5	6	5	5	2	13	17	34
0:15	2	6	5	8	3	6	5	7	2	11	17	38
0:30	2	9	3	7	5	12	3	6	5	10	18	44
0:45	1	3	1	10	0	8	2	5	2	22	6	48
1:00	1	10	4	15	5	9	5	3	7	6	22	43
1:15	0	9	1	12	3	14	3	12	2	9	9	56
1:30	1	8	2	23	2	20	2	19	3	16	10	86
1:45	0	11	2	12	0	16	2	18	5	13	9	70
2:00	0	13	2	15	3	12	2	7	2	10	9	57
2:15	1	10	1	12	2	8	0	12	1	13	5	55
2:30	0	5	2	15	0	17	2	11	0	9	4	57
2:45	0	13	0	11	1	15	0	12	0	14	1	65
3:00	0	11	0	22	0	23	0	17	0	17	0	90
3:15	0	20	0	16	0	29	0	20	0	15	0	100
3:30	0	19	0	25	2	21	0	25	2	29	4	119
3:45	1	14	1	16	0	17	2	26	1	19	5	92
4:00	1	18	1	23	3	21	1	15	2	16	8	93
4:15	1	25	1	19	3	28	1	18	2	13	8	103
4:30	2	21	3	26	9	15	6	20	5	19	25	101
4:45	0	18	3	27	0	15	1	18	2	19	6	97
5:00	0	21	2	19	1	23	0	24	1	22	4	109
5:15	0	30	1	26	0	30	0	21	3	23	4	130
5:30	1	23	1	25	0	25	1	33	0	24	3	130
5:45	1	16	0	26	0	20	0	19	3	15	4	96
6:00	3	11	4	10	2	16	2	19	2	12	13	68
6:15	0	21	1	13	4	25	2	7	1	14	8	80
6:30	2	14	3	17	1	18	5	12	2	22	13	83
6:45	7	11	4	9	6	11	4	14	7	10	28	55
7:00	22	11	25	11	28	19	27	14	18	9	120	64
7:15	31	15	34	16	19	15	18	16	29	9	131	71
7:30	16	15	31	7	40	27	31	27	24	14	142	90
7:45	12	10	12	15	20	10	19	6	13	7	76	48
8:00	4	6	11	10	3	14	10	8	5	11	33	49
8:15	3	4	4	5	2	7	0	10	7	8	16	34
8:30	0	6	1	9	1	5	1	9	2	6	5	35
8:45	3	6	6	6	3	5	2	8	2	5	16	30
9:00	6	5	0	11	5	7	1	5	2	8	14	36
9:15	1	2	1	6	9	2	4	4	3	4	18	18
9:30	2	5	2	6	5	4	3	3	7	8	19	26
9:45	2	6	7	5	1	2	4	3	1	1	15	17
10:00	3	7	2	11	0	5	6	2	1	5	12	30
10:15	2	3	10	4	3	3	6	10	4	3	25	23
10:30	7	5	7	3	7	4	9	4	4	7	34	23
10:45	4	10	4	10	3	10	2	7	7	4	20	41
11:00	4	10	5	6	6	8	3	8	5	12	23	44
11:15	1	11	7	11	9	14	5	11	5	10	27	57
11:30	6	13	5	15	9	17	3	16	6	17	29	78
11:45	1	3	4	3	3	6	7	3	5	3	20	18
<b>Totals</b>	<b>158</b>	<b>547</b>	<b>230</b>	<b>635</b>	<b>236</b>	<b>664</b>	<b>217</b>	<b>599</b>	<b>214</b>	<b>586</b>	<b>1055</b>	<b>3031</b>
<b>Day Total</b>	<b>705</b>		<b>865</b>		<b>900</b>		<b>816</b>		<b>800</b>		<b>4086</b>	
<b>AM Pct</b>	22.4%		26.6%		26.2%		26.6%		26.8%			

Peak Hour  
 Peak Volume  
 P.H.F

**AECOM**

<b>7:00-8:00 AM</b>	81	102	107	95	84	94
<b>7:15-8:15 AM</b>	63	88	82	78	71	76
<b>7:30-8:30 AM</b>	35	58	65	60	49	53
<b>7:45-8:45 AM</b>	19	28	26	30	27	26
<b>8:00-9:00 AM</b>	10	22	9	13	16	14

<b>4:00-5:00 PM</b>	82	95	79	71	67	79
<b>4:15-5:15 PM</b>	85	91	81	80	73	82
<b>4:30-5:30 PM</b>	90	98	83	83	83	87
<b>4:45-5:45 PM</b>	92	97	93	96	88	93
<b>5:00-6:00 PM</b>	90	96	98	97	84	93

Client: AECOM  
 File Number:  
 Route: PS-1b  
 Location:

Site Ref: PS-1b  
 Direction: IN

Count Date	5/8/2023		5/9/2023		5/10/2023		5/11/2023		5/12/2023		AM	PM
	AM	PM	AM	PM	AM	PM	AM	PM	AM	PM		
0:00	1	5	0	8	0	13	0	16	1	10	2	52
0:15	0	6	0	6	0	10	0	11	0	7	0	40
0:30	0	12	0	11	0	14	1	12	0	11	1	60
0:45	0	6	0	19	0	11	0	12	0	11	0	59
1:00	0	3	0	14	0	11	0	6	0	8	0	42
1:15	0	23	0	7	0	18	0	15	1	12	1	75
1:30	0	9	1	16	1	18	0	20	0	14	2	77
1:45	1	17	1	9	0	12	0	11	0	14	2	63
2:00	0	16	0	12	0	12	0	12	0	16	0	68
2:15	0	11	1	15	0	16	0	14	0	17	1	73
2:30	0	14	0	12	0	24	0	14	0	10	0	74
2:45	0	15	0	10	0	8	1	8	0	12	1	53
3:00	0	4	0	11	0	8	0	7	1	11	1	41
3:15	0	6	2	9	0	8	1	9	1	13	4	45
3:30	1	7	0	7	2	3	2	10	0	9	5	36
3:45	0	12	1	13	0	6	1	6	1	9	3	46
4:00	0	5	0	8	0	10	0	7	0	10	0	40
4:15	1	3	2	12	2	9	3	10	2	3	10	37
4:30	4	6	2	12	3	6	6	3	5	6	20	33
4:45	3	3	3	9	3	9	2	5	3	11	14	37
5:00	2	2	6	4	2	8	4	5	1	6	15	25
5:15	4	7	4	11	4	13	6	5	3	4	21	40
5:30	8	3	11	4	5	9	7	6	10	9	41	31
5:45	14	7	18	8	20	10	22	7	15	12	89	44
6:00	21	17	18	19	22	22	13	17	22	18	96	93
6:15	9	27	22	38	27	38	27	33	24	34	109	170
6:30	24	21	27	20	38	24	31	29	29	21	149	115
6:45	30	17	28	3	29	8	26	3	24	6	137	37
7:00	14	4	18	8	24	5	18	15	16	7	90	39
7:15	21	7	13	9	19	7	23	14	18	5	94	42
7:30	14	3	24	7	17	6	21	4	13	1	89	21
7:45	22	4	18	5	17	4	11	5	24	3	92	21
8:00	27	2	17	1	18	2	21	2	20	4	103	11
8:15	17	5	27	2	15	2	25	2	20	3	104	14
8:30	19	3	29	4	25	0	16	6	22	2	111	15
8:45	22	2	26	2	24	2	24	3	14	1	110	10
9:00	11	4	17	3	18	2	16	3	15	1	77	13
9:15	15	1	12	1	24	3	20	1	16	4	87	10
9:30	17	2	25	2	19	2	13	1	15	0	89	7
9:45	21	1	19	2	20	2	26	2	15	3	101	10
10:00	11	3	15	0	21	2	13	3	11	3	71	11
10:15	19	8	10	2	18	4	25	4	10	5	82	23
10:30	17	5	18	3	18	3	19	6	11	2	83	19
10:45	10	1	20	3	15	0	13	1	20	1	78	6
11:00	6	0	4	0	12	2	13	1	13	1	48	4
11:15	16	0	11	0	15	0	7	0	9	2	58	2
11:30	8	0	10	2	16	0	5	0	10	0	49	2
11:45	9	1	18	1	17	1	11	0	13	0	68	3
<b>Totals</b>	<b>439</b>	<b>340</b>	<b>498</b>	<b>384</b>	<b>530</b>	<b>407</b>	<b>493</b>	<b>386</b>	<b>448</b>	<b>372</b>	<b>2408</b>	<b>1889</b>
<b>Day Total</b>	<b>779</b>		<b>882</b>		<b>937</b>		<b>879</b>		<b>820</b>		<b>4297</b>	
<b>AM Pct</b>	56.4%		56.5%		56.6%		56.1%		54.6%			

Peak Hour  
 Peak Volume  
 P.H.F

**AECOM**

7:00-8:00 AM	71	73	77	73	71	73
7:15-8:15 AM	84	72	71	76	75	76
7:30-8:30 AM	80	86	67	78	77	78
7:45-8:45 AM	85	91	75	73	86	82
8:00-9:00 AM	85	99	82	86	76	86

4:00-5:00 PM	17	41	34	25	30	29
4:15-5:15 PM	14	37	32	23	26	26
4:30-5:30 PM	18	36	36	18	27	27
4:45-5:45 PM	15	28	39	21	30	27
5:00-6:00 PM	19	27	40	23	31	28

Client: AECOM  
 File Number:  
 Route: PS-1b  
 Location:

Site Ref: PS-1b  
 Direction: OUT

Count Date	5/8/2023		5/9/2023		5/10/2023		5/11/2023		5/12/2023		AM	PM
	AM	PM	AM	PM	AM	PM	AM	PM	AM	PM		
0:00	4	9	2	6	2	12	3	8	5	3	16	38
0:15	2	11	6	9	2	11	1	9	3	14	14	54
0:30	1	8	0	5	1	11	4	9	1	4	7	37
0:45	1	8	2	6	1	15	1	8	1	14	6	51
1:00	1	8	1	9	2	11	3	6	0	17	7	51
1:15	1	4	1	3	0	14	0	7	1	11	3	39
1:30	1	10	0	19	0	18	1	10	0	20	2	77
1:45	0	9	2	13	1	16	1	13	0	13	4	64
2:00	4	10	1	9	1	9	1	5	1	11	8	44
2:15	0	7	0	9	0	15	0	11	1	14	1	56
2:30	1	13	0	15	0	22	0	12	0	23	1	85
2:45	1	15	0	23	0	15	1	14	0	11	2	78
3:00	0	23	0	10	0	17	0	19	0	16	0	85
3:15	0	20	0	19	0	24	1	28	0	15	1	106
3:30	0	24	0	17	0	21	0	21	0	16	0	99
3:45	0	11	0	15	0	7	0	12	0	17	0	62
4:00	1	19	1	12	1	12	2	15	2	18	7	76
4:15	0	13	1	17	1	9	1	13	0	16	3	68
4:30	3	22	5	25	3	20	2	14	3	15	16	96
4:45	0	14	1	20	1	10	3	24	0	13	5	81
5:00	0	17	1	22	0	12	0	14	0	23	1	88
5:15	2	22	1	20	0	26	1	19	1	13	5	100
5:30	0	29	2	27	2	21	2	18	1	19	7	114
5:45	2	14	2	19	2	17	2	16	0	16	8	82
6:00	0	21	3	25	3	15	4	14	3	16	13	91
6:15	1	8	1	10	2	14	1	12	1	20	6	64
6:30	0	16	0	15	2	18	2	10	4	14	8	73
6:45	2	17	1	22	4	14	1	22	3	7	11	82
7:00	3	16	8	13	4	10	3	8	11	10	29	57
7:15	18	27	28	11	20	18	33	8	24	14	123	78
7:30	25	5	23	11	25	30	35	19	32	13	140	78
7:45	9	5	5	10	10	9	11	14	6	7	41	45
8:00	5	8	8	11	5	10	7	15	6	17	31	61
8:15	6	9	0	9	4	11	3	9	2	12	15	50
8:30	4	2	3	9	3	6	3	5	2	7	15	29
8:45	1	3	4	11	4	6	1	17	0	3	10	40
9:00	3	5	2	4	5	4	4	12	3	5	17	30
9:15	2	4	6	7	7	3	2	6	3	3	20	23
9:30	2	7	7	4	7	4	6	3	1	4	23	22
9:45	2	7	1	4	4	3	3	2	6	1	16	17
10:00	4	8	7	5	4	2	2	5	3	6	20	26
10:15	3	6	7	1	7	0	2	2	3	1	22	10
10:30	9	3	7	3	6	7	5	7	2	7	29	27
10:45	4	4	9	3	4	3	3	5	4	1	24	16
11:00	4	6	3	4	6	4	13	3	7	3	33	20
11:15	7	4	8	4	12	5	6	7	8	5	41	25
11:30	6	4	4	6	10	9	8	7	5	5	33	31
11:45	2	3	11	8	9	7	6	5	7	3	35	26
<b>Totals</b>	<b>147</b>	<b>538</b>	<b>185</b>	<b>559</b>	<b>187</b>	<b>577</b>	<b>194</b>	<b>542</b>	<b>166</b>	<b>536</b>	<b>879</b>	<b>2752</b>
<b>Day Total</b>	<b>685</b>		<b>744</b>		<b>764</b>		<b>736</b>		<b>702</b>		<b>3631</b>	
<b>AM Pct</b>	21.5%		24.9%		24.5%		26.4%		23.6%			

Peak Hour  
 Peak Volume  
 P.H.F

**AECOM**

7:00-8:00 AM	55	64	59	82	73	67
7:15-8:15 AM	57	64	60	86	68	67
7:30-8:30 AM	45	36	44	56	46	45
7:45-8:45 AM	24	16	22	24	16	20
8:00-9:00 AM	16	15	16	14	10	14

4:00-5:00 PM	68	74	51	66	62	64
4:15-5:15 PM	66	84	51	65	67	67
4:30-5:30 PM	75	87	68	71	64	73
4:45-5:45 PM	82	89	69	75	68	77
5:00-6:00 PM	82	88	76	67	71	77

Client: AECOM  
 File Number:  
 Route: PS-5a  
 Location:

Site Ref: PS-5a  
 Direction: IN

Count Date	5/8/2023		5/9/2023		5/10/2023		5/11/2023		5/12/2023			
	AM	PM	AM	PM	AM	PM	AM	PM	AM	PM	AM	PM
0:00	0	1	0	3	0	6	0	5	0	3	0	18
0:15	0	2	0	0	0	2	0	4	0	4	0	12
0:30	0	2	0	3	0	5	0	3	0	3	0	16
0:45	0	2	0	0	0	1	0	1	0	5	0	9
1:00	0	0	0	4	0	2	0	0	0	3	0	9
1:15	0	2	0	4	0	3	0	3	0	2	0	14
1:30	1	1	0	0	0	4	0	2	0	3	1	10
1:45	0	2	0	2	0	4	0	1	0	2	0	11
2:00	0	4	0	1	1	1	0	5	0	0	1	11
2:15	0	1	0	3	1	2	1	5	0	2	2	13
2:30	1	2	0	5	0	3	0	3	0	1	1	14
2:45	0	2	0	6	0	3	0	4	0	5	0	20
3:00	1	1	1	1	1	0	0	1	1	3	4	6
3:15	1	1	2	2	0	2	1	1	1	3	5	9
3:30	1	2	0	1	2	3	1	4	0	3	4	13
3:45	0	1	0	0	0	4	1	0	0	2	1	7
4:00	0	2	0	1	0	1	0	1	1	2	1	7
4:15	1	2	0	6	0	1	1	3	1	2	3	14
4:30	1	3	3	2	1	6	0	2	0	2	5	15
4:45	4	3	2	1	3	4	3	2	3	3	15	13
5:00	6	0	5	2	2	2	7	0	6	0	26	4
5:15	4	1	8	2	1	0	6	1	3	2	22	6
5:30	18	1	17	3	13	2	16	5	18	0	82	11
5:45	26	0	30	1	35	1	32	2	35	1	158	5
6:00	45	2	50	3	47	5	57	0	53	0	252	10
6:15	66	1	80	4	98	4	88	2	57	2	389	13
6:30	67	0	54	5	72	2	62	2	61	1	316	10
6:45	40	3	47	1	34	4	37	0	33	0	191	8
7:00	39	1	37	0	37	1	45	0	34	0	192	2
7:15	48	2	56	3	61	4	49	0	42	0	256	9
7:30	44	0	37	0	38	1	42	0	33	2	194	3
7:45	41	1	41	0	30	0	41	1	44	0	197	2
8:00	28	1	35	2	34	0	32	2	34	1	163	6
8:15	38	0	45	0	34	0	34	0	28	1	179	1
8:30	26	0	47	0	43	0	46	0	30	0	192	0
8:45	43	0	36	1	28	1	33	1	39	0	179	3
9:00	29	0	28	0	39	1	37	1	23	0	156	2
9:15	28	0	35	1	35	1	40	0	28	1	166	3
9:30	26	0	33	3	28	0	21	0	17	0	125	3
9:45	29	0	16	1	23	1	21	0	19	1	108	3
10:00	22	0	14	0	16	0	13	0	20	1	85	1
10:15	14	0	9	0	6	0	17	0	12	1	58	1
10:30	9	0	9	0	8	0	9	0	9	0	44	0
10:45	7	0	5	0	7	0	5	0	6	0	30	0
11:00	6	0	5	0	3	0	9	0	8	0	31	0
11:15	7	0	1	0	6	0	10	0	1	0	25	0
11:30	4	0	7	0	4	1	3	0	4	0	22	1
11:45	4	0	4	0	3	0	4	0	2	1	17	1
<b>Totals</b>	<b>775</b>	<b>49</b>	<b>799</b>	<b>77</b>	<b>794</b>	<b>88</b>	<b>824</b>	<b>67</b>	<b>706</b>	<b>68</b>	<b>3898</b>	<b>349</b>
<b>Day Total</b>	<b>824</b>		<b>876</b>		<b>882</b>		<b>891</b>		<b>774</b>		<b>4247</b>	
<b>AM Pct</b>	94.1%		91.2%		90.0%		92.5%		91.2%			

Peak Hour  
 Peak Volume  
 P.H.F

**AECOM**

<b>7:00-8:00 AM</b>	172	171	166	177	153	168
<b>7:15-8:15 AM</b>	161	169	163	164	153	162
<b>7:30-8:30 AM</b>	151	158	136	149	139	147
<b>7:45-8:45 AM</b>	133	168	141	153	136	146
<b>8:00-9:00 AM</b>	135	163	139	145	131	143

<b>4:00-5:00 PM</b>	10	10	12	8	9	10
<b>4:15-5:15 PM</b>	8	11	13	7	7	9
<b>4:30-5:30 PM</b>	7	7	12	5	7	8
<b>4:45-5:45 PM</b>	5	8	8	8	5	7
<b>5:00-6:00 PM</b>	2	8	5	8	3	5

Client: AECOM  
 File Number:  
 Route: PS-5a  
 Location:

Site Ref: PS-5a  
 Direction: OUT

Count Date Count Time	5/8/2023		5/9/2023		5/10/2023		5/11/2023		5/12/2023		AM	PM
	AM	PM	AM	PM	AM	PM	AM	PM	AM	PM		
0:00	0	4	0	4	4	10	1	8	1	5	6	31
0:15	0	4	0	2	3	5	0	11	0	3	3	25
0:30	0	10	0	6	2	6	1	2	0	8	3	32
0:45	0	2	0	4	0	5	2	3	0	6	2	20
1:00	1	4	2	4	0	7	0	6	2	12	5	33
1:15	0	2	0	5	0	3	2	8	1	6	3	24
1:30	0	10	0	2	0	0	0	10	0	9	0	31
1:45	0	10	0	8	0	9	0	9	0	6	0	42
2:00	1	3	1	5	0	10	0	8	0	5	2	31
2:15	0	6	0	8	0	13	2	13	0	11	2	51
2:30	0	12	0	15	0	9	0	14	0	13	0	63
2:45	0	13	0	13	0	16	0	17	0	18	0	77
3:00	1	12	0	18	0	15	0	9	0	23	1	77
3:15	0	27	0	26	0	31	0	36	0	26	0	146
3:30	0	26	0	43	1	31	1	33	0	25	2	158
3:45	0	36	0	41	0	33	0	26	0	26	0	162
4:00	0	29	0	32	0	28	0	31	0	28	0	148
4:15	0	23	0	33	0	42	0	31	0	33	0	162
4:30	0	36	0	39	0	38	0	41	0	34	0	188
4:45	0	45	0	34	0	36	0	36	0	36	0	187
5:00	0	57	0	52	0	44	0	54	0	46	0	253
5:15	0	52	0	39	0	51	0	38	0	44	0	224
5:30	0	34	0	39	0	38	0	40	0	30	0	181
5:45	0	34	0	41	0	44	1	32	0	30	1	181
6:00	1	31	1	32	1	32	0	30	1	37	4	162
6:15	0	34	1	25	2	25	0	33	0	29	3	146
6:30	2	18	1	31	2	26	1	27	1	16	7	118
6:45	1	16	0	20	3	20	1	22	0	16	5	94
7:00	0	20	0	29	0	25	0	17	2	27	2	118
7:15	4	32	1	33	1	39	1	28	4	35	11	167
7:30	1	39	2	42	1	53	2	38	1	29	7	201
7:45	1	26	4	23	3	30	4	28	0	25	12	132
8:00	1	17	7	19	1	13	2	17	0	16	11	82
8:15	3	12	0	12	4	10	3	14	1	9	11	57
8:30	1	3	1	5	2	8	1	9	1	5	6	30
8:45	0	6	0	5	0	2	0	2	0	1	0	16
9:00	0	7	1	0	1	5	1	4	2	2	5	18
9:15	1	1	2	1	0	6	2	4	0	5	5	17
9:30	1	2	1	1	6	1	1	3	4	0	13	7
9:45	2	0	0	2	2	6	1	4	3	4	8	16
10:00	3	0	4	4	1	0	4	6	0	1	12	11
10:15	2	4	6	0	5	2	2	0	1	2	16	8
10:30	5	3	10	3	5	2	8	3	2	1	30	12
10:45	2	3	7	2	4	0	1	1	2	1	16	7
11:00	1	3	7	0	6	0	5	0	2	1	21	4
11:15	1	5	4	2	7	1	8	0	1	0	21	8
11:30	3	2	1	3	4	5	8	3	4	3	20	16
11:45	4	0	5	0	4	0	6	0	2	1	21	1
<b>Totals</b>	<b>43</b>	<b>775</b>	<b>69</b>	<b>807</b>	<b>75</b>	<b>835</b>	<b>72</b>	<b>809</b>	<b>38</b>	<b>749</b>	<b>297</b>	<b>3975</b>
<b>Day Total</b>	<b>818</b>		<b>876</b>		<b>910</b>		<b>881</b>		<b>787</b>		<b>4272</b>	
<b>AM Pct</b>	<b>5.3%</b>		<b>7.9%</b>		<b>8.2%</b>		<b>8.2%</b>		<b>4.8%</b>			

Peak Hour  
 Peak Volume  
 P.H.F

**AECOM**

7:00-8:00 AM	6	7	5	7	6
7:15-8:15 AM	7	14	6	9	5
7:30-8:30 AM	6	13	9	11	2
7:45-8:45 AM	6	12	10	10	2
8:00-9:00 AM	5	8	7	6	2

4:00-5:00 PM	133	138	144	139	131	137
4:15-5:15 PM	161	158	160	162	149	158
4:30-5:30 PM	190	164	169	169	160	170
4:45-5:45 PM	188	164	169	168	156	169
5:00-6:00 PM	177	171	177	164	150	168

Client: AECOM  
 File Number:  
 Route: PS-5b  
 Location:

Site Ref: PS-5b  
 Direction: IN

Count Date	5/8/2023		5/9/2023		5/10/2023		5/11/2023		5/12/2023		AM	PM
	AM	PM	AM	PM	AM	PM	AM	PM	AM	PM		
0:00	1	2	0	4	1	1	2	1	0	2	4	10
0:15	0	2	0	2	1	1	0	3	0	3	1	11
0:30	0	3	0	3	0	2	0	3	0	0	0	11
0:45	0	2	0	2	0	3	1	2	0	3	1	12
1:00	0	2	3	3	0	2	0	1	1	3	4	11
1:15	0	2	0	1	0	2	0	4	0	2	0	11
1:30	0	4	0	1	0	0	0	4	0	3	0	12
1:45	0	2	0	1	0	1	0	3	0	3	0	10
2:00	0	1	0	0	0	2	0	3	0	1	0	7
2:15	1	0	0	1	1	0	0	1	0	2	2	4
2:30	0	3	1	1	0	0	1	1	1	6	3	11
2:45	0	2	1	2	0	1	0	2	0	2	1	9
3:00	0	0	0	2	0	0	0	2	0	0	0	4
3:15	1	0	1	5	1	2	0	1	0	1	3	9
3:30	0	1	0	1	0	2	2	0	0	3	2	7
3:45	0	0	1	2	1	1	2	4	2	2	6	9
4:00	1	2	0	2	0	1	0	0	0	1	1	6
4:15	0	0	0	2	1	0	2	2	1	0	4	4
4:30	1	0	3	3	3	1	2	2	1	7	10	13
4:45	1	2	2	1	2	0	2	1	2	1	9	5
5:00	3	1	4	1	4	0	3	4	3	2	17	8
5:15	5	1	2	2	3	3	1	0	3	4	14	10
5:30	5	0	12	2	8	1	10	2	5	1	40	6
5:45	3	0	9	4	5	0	10	0	9	3	36	7
6:00	9	2	9	0	6	0	7	0	9	1	40	3
6:15	8	0	13	0	15	0	9	0	6	5	51	5
6:30	12	1	11	1	14	1	6	0	8	0	51	3
6:45	9	2	12	1	6	2	5	1	7	0	39	6
7:00	7	1	3	3	7	2	9	0	7	2	33	8
7:15	6	0	10	1	6	0	8	0	6	1	36	2
7:30	8	1	7	1	5	2	3	1	4	1	27	6
7:45	6	1	2	1	11	0	9	0	11	0	39	2
8:00	2	0	7	0	3	0	8	0	6	0	26	0
8:15	5	0	3	0	8	0	3	0	6	0	25	0
8:30	7	1	8	1	9	0	8	3	6	0	38	5
8:45	10	0	7	0	11	0	13	0	4	0	45	0
9:00	13	2	7	1	6	0	12	0	3	1	41	4
9:15	4	0	7	0	11	0	3	0	6	1	31	1
9:30	11	0	4	0	12	3	7	2	7	0	41	5
9:45	6	0	8	0	5	0	10	0	6	1	35	1
10:00	7	0	7	0	7	0	9	2	4	1	34	3
10:15	1	0	3	1	5	2	1	0	3	1	13	4
10:30	3	2	0	1	6	1	3	2	5	1	17	7
10:45	2	1	3	0	3	0	4	0	4	0	16	1
11:00	2	0	4	2	2	0	4	0	5	2	17	4
11:15	0	2	2	0	2	0	3	1	2	0	9	3
11:30	5	1	3	1	6	0	3	1	5	2	22	5
11:45	1	0	3	0	4	0	4	1	2	1	14	2
<b>Totals</b>	<b>166</b>	<b>49</b>	<b>182</b>	<b>63</b>	<b>201</b>	<b>39</b>	<b>189</b>	<b>60</b>	<b>160</b>	<b>76</b>	<b>898</b>	<b>287</b>
<b>Day Total</b>	<b>215</b>		<b>245</b>		<b>240</b>		<b>249</b>		<b>236</b>		<b>1185</b>	
<b>AM Pct</b>	77.2%		74.3%		83.8%		75.9%		67.8%			

Peak Hour  
 Peak Volume  
 P.H.F

**AECOM**

7:00-8:00 AM	27	22	29	29	28	27
7:15-8:15 AM	22	26	25	28	27	26
7:30-8:30 AM	21	19	27	23	27	23
7:45-8:45 AM	20	20	31	28	29	26
8:00-9:00 AM	24	25	31	32	22	27

4:00-5:00 PM	4	8	2	5	9	6
4:15-5:15 PM	3	7	1	9	10	6
4:30-5:30 PM	4	7	4	7	14	7
4:45-5:45 PM	4	6	4	7	8	6
5:00-6:00 PM	2	9	4	6	10	6

Client: AECOM  
 File Number:  
 Route: PS-5b  
 Location:

Site Ref: PS-5b  
 Direction: OUT

Count Date	5/8/2023		5/9/2023		5/10/2023		5/11/2023		5/12/2023			
	AM	PM	AM	PM	AM	PM	AM	PM	AM	PM	AM	PM
0:00	0	1	0	1	2	0	4	2	2	1	8	5
0:15	0	2	0	2	0	2	0	3	0	3	0	12
0:30	0	1	0	2	0	2	0	2	0	2	0	9
0:45	0	0	0	1	0	2	0	3	0	2	0	8
1:00	0	1	0	1	0	0	0	1	0	3	0	6
1:15	0	2	0	1	0	2	0	2	0	0	0	7
1:30	0	3	1	3	0	0	0	1	0	1	1	8
1:45	0	2	0	2	0	1	0	4	0	2	0	11
2:00	0	3	0	0	0	1	0	2	0	2	0	8
2:15	0	0	0	5	0	1	0	2	0	2	0	10
2:30	0	5	0	4	0	1	0	3	0	7	0	20
2:45	0	3	0	5	0	3	0	5	0	2	0	18
3:00	0	2	0	3	0	3	0	1	0	7	0	16
3:15	0	1	0	2	0	6	0	4	0	1	0	14
3:30	0	4	0	5	0	9	0	6	0	7	0	31
3:45	0	2	0	4	0	5	0	1	0	2	0	14
4:00	0	3	0	5	0	3	0	4	0	5	0	20
4:15	0	4	0	9	0	4	0	5	0	6	0	28
4:30	0	2	1	1	1	7	1	7	2	0	5	17
4:45	0	3	0	2	0	6	0	7	0	6	0	24
5:00	0	4	0	3	0	3	0	4	0	3	0	17
5:15	1	6	0	7	0	3	0	5	0	4	1	25
5:30	1	5	1	6	1	2	1	7	0	3	4	23
5:45	1	2	0	7	0	8	1	2	2	5	4	24
6:00	1	7	2	6	0	3	3	2	2	4	8	22
6:15	3	3	3	1	4	0	1	7	1	6	12	17
6:30	2	6	1	6	1	2	0	2	1	4	5	20
6:45	1	2	0	5	0	2	0	5	1	4	2	18
7:00	0	5	0	3	0	3	3	3	1	1	4	15
7:15	0	5	1	6	1	4	0	5	0	7	2	27
7:30	0	3	0	3	1	6	1	3	0	5	2	20
7:45	0	5	1	6	1	6	0	2	0	4	2	23
8:00	2	0	2	4	0	4	0	0	1	1	5	9
8:15	0	0	0	2	0	4	0	2	1	0	1	8
8:30	0	2	1	2	1	2	0	1	0	1	2	8
8:45	0	2	2	1	2	0	1	2	0	1	5	6
9:00	0	0	0	1	1	0	0	2	0	1	1	4
9:15	0	1	1	1	1	0	1	1	0	2	3	5
9:30	1	0	3	1	3	1	3	2	1	2	11	6
9:45	0	0	0	0	0	0	2	0	0	1	2	1
10:00	1	0	0	2	2	1	2	2	0	0	5	5
10:15	3	1	0	0	2	1	0	0	4	1	9	3
10:30	0	2	2	1	1	1	1	1	1	1	5	6
10:45	0	0	1	1	4	1	1	1	0	0	6	3
11:00	2	0	2	2	0	1	2	1	2	4	8	8
11:15	2	1	0	0	1	0	2	1	0	1	5	3
11:30	0	1	1	1	2	1	5	2	0	2	8	7
11:45	1	1	2	0	2	1	0	4	3	1	8	7
<b>Totals</b>	<b>22</b>	<b>108</b>	<b>28</b>	<b>136</b>	<b>34</b>	<b>118</b>	<b>35</b>	<b>134</b>	<b>25</b>	<b>130</b>	<b>144</b>	<b>626</b>
<b>Day Total</b>	<b>130</b>		<b>164</b>		<b>152</b>		<b>169</b>		<b>155</b>		<b>770</b>	
<b>AM Pct</b>	16.9%		17.1%		22.4%		20.7%		16.1%			

Peak Hour  
 Peak Volume  
 P.H.F

**AECOM**

7:00-8:00 AM	0	2	3	4	1	2
7:15-8:15 AM	2	4	3	1	1	2
7:30-8:30 AM	2	3	2	1	2	2
7:45-8:45 AM	2	4	2	0	2	2
8:00-9:00 AM	2	5	3	1	2	3

4:00-5:00 PM	12	17	20	23	17	18
4:15-5:15 PM	13	15	20	23	15	17
4:30-5:30 PM	15	13	19	23	13	17
4:45-5:45 PM	18	18	14	23	16	18
5:00-6:00 PM	17	23	16	18	15	18



Client: AECOM  
 File Number:  
 RINe: Searsville East  
 Location:

Site Ref: Searsville  
 Direction: IN

Count Date	4/17/2023		4/18/2023		4/19/2023		4/20/2023		4/21/2023			
Count Time	AM	PM	AM	PM	AM	PM	AM	PM	AM	PM	AM	PM
0:00	0	1	0	3	3	0	0	5	1	1	4	10
0:15	0	2	0	1	0	4	4	3	0	3	4	13
0:30	0	4	0	2	0	3	0	2	0	1	0	12
0:45	0	1	0	3	1	6	0	2	0	0	1	12
1:00	0	1	0	2	0	3	0	10	0	1	0	17
1:15	0	3	0	4	0	1	0	2	0	1	0	11
1:30	0	2	0	1	0	2	0	0	0	1	0	6
1:45	0	1	0	3	0	0	0	1	1	1	1	6
2:00	0	5	0	0	0	5	0	1	0	5	0	16
2:15	0	9	0	7	0	5	0	5	0	4	0	30
2:30	0	1	0	6	0	0	0	4	0	3	0	14
2:45	0	4	0	4	0	1	0	2	0	0	0	11
3:00	0	4	0	2	0	1	0	2	0	0	0	9
3:15	0	5	0	0	0	1	0	1	0	0	0	7
3:30	0	2	0	6	0	4	0	2	0	2	0	16
3:45	0	1	0	11	0	6	0	1	0	2	0	21
4:00	0	2	0	4	0	2	0	1	1	2	1	11
4:15	0	1	0	11	0	5	0	3	0	0	0	20
4:30	0	10	0	6	1	6	0	4	0	3	1	29
4:45	0	2	0	3	1	2	0	3	1	2	2	12
5:00	0	2	0	3	0	4	0	5	0	4	0	18
5:15	0	5	0	7	1	8	1	2	0	0	2	22
5:30	0	1	0	10	1	7	2	2	1	2	4	22
5:45	0	2	0	6	0	4	0	5	2	0	2	17
6:00	0	3	0	24	0	7	0	2	0	1	0	37
6:15	2	1	4	17	0	1	1	4	0	5	7	28
6:30	0	1	1	15	4	5	5	2	4	0	14	23
6:45	1	0	9	3	3	6	0	6	0	2	13	17
7:00	1	3	5	3	2	2	0	1	0	1	8	10
7:15	2	0	8	8	1	0	0	0	0	0	11	8
7:30	0	0	4	7	4	1	0	4	1	0	9	12
7:45	0	2	2	5	4	3	1	0	3	0	10	10
8:00	0	2	4	2	3	0	0	1	5	0	12	5
8:15	1	0	7	0	5	1	2	0	2	0	17	1
8:30	0	0	0	10	1	0	0	0	2	0	3	10
8:45	1	0	8	0	4	0	1	0	0	0	14	0
9:00	1	1	17	1	3	2	1	1	0	7	22	12
9:15	3	1	14	0	5	2	0	2	1	1	23	6
9:30	1	1	15	1	1	0	4	0	0	0	21	2
9:45	1	1	0	2	1	0	1	1	1	1	4	5
10:00	1	0	0	0	2	0	1	0	0	0	4	0
10:15	0	0	0	0	0	0	1	1	5	0	6	1
10:30	0	1	3	1	0	1	1	3	2	0	6	6
10:45	3	0	1	0	1	0	2	0	0	0	7	0
11:00	1	0	0	0	1	0	3	0	0	0	5	0
11:15	0	0	1	0	2	0	2	0	2	1	7	1
11:30	4	0	0	0	0	3	0	0	1	0	5	3
11:45	4	0	8	0	1	0	6	2	0	2	19	4
<b>Totals</b>	<b>27</b>	<b>88</b>	<b>111</b>	<b>204</b>	<b>56</b>	<b>114</b>	<b>39</b>	<b>98</b>	<b>36</b>	<b>59</b>	<b>269</b>	<b>563</b>
<b>Day Total</b>	<b>115</b>		<b>315</b>		<b>170</b>		<b>137</b>		<b>95</b>		<b>832</b>	
<b>AM Pct</b>	23.5%		35.2%		32.9%		28.5%		37.9%			

Peak Hour  
 Peak Volume  
 P.H.F

**AECOM**

7:00-8:00 AM	3	19	11	1	4	8
7:15-8:15 AM	2	18	12	1	9	8
7:30-8:30 AM	1	17	16	3	11	10
7:45-8:45 AM	1	13	13	3	12	8
8:00-9:00 AM	2	19	13	3	9	9

4:00-5:00 PM	15	24	15	11	7	14
4:15-5:15 PM	15	23	17	15	9	16
4:30-5:30 PM	19	19	20	14	9	16
4:45-5:45 PM	10	23	21	12	8	15
5:00-6:00 PM	10	26	23	14	6	16

Client: AECOM  
 File Number:  
 Route: Searsville East  
 Location:

Site Ref: Searsville  
 Direction: OUT

Count Date	4/17/2023		4/18/2023		4/19/2023		4/20/2023		4/21/2023			
Count Time	AM	PM	AM	PM	AM	PM	AM	PM	AM	PM	AM	PM
0:00	0	1	0	2	1	2	0	4	0	2	1	11
0:15	0	5	0	3	0	2	1	7	0	3	1	20
0:30	0	3	0	2	0	4	0	2	0	0	0	11
0:45	0	1	0	4	0	3	0	3	0	1	0	12
1:00	0	1	0	1	0	0	0	2	1	1	1	5
1:15	0	1	0	0	0	3	0	3	0	1	0	8
1:30	0	1	0	3	0	3	0	0	0	1	0	8
1:45	0	1	0	2	0	1	0	3	0	2	0	9
2:00	0	4	0	4	0	6	0	4	0	3	0	21
2:15	1	1	1	1	0	0	0	1	0	2	2	5
2:30	0	1	0	2	0	1	0	1	0	0	0	5
2:45	0	0	0	0	0	2	0	2	0	1	0	5
3:00	0	1	0	8	0	0	0	2	0	0	0	11
3:15	0	0	0	8	0	2	0	0	0	1	0	11
3:30	0	1	0	8	0	4	0	0	0	2	0	15
3:45	0	0	0	4	0	4	0	1	0	0	0	9
4:00	0	0	0	2	0	0	0	0	0	2	0	4
4:15	0	2	0	1	0	1	0	1	0	0	0	5
4:30	0	1	0	6	0	1	0	0	0	0	0	8
4:45	1	0	0	4	1	1	0	2	0	0	2	7
5:00	0	1	3	4	0	1	1	1	0	0	4	7
5:15	0	0	0	0	4	5	1	0	0	0	5	5
5:30	0	1	1	3	0	2	0	1	1	0	2	7
5:45	1	2	2	1	0	1	0	0	0	0	3	4
6:00	0	2	3	12	1	1	1	2	1	2	6	19
6:15	5	1	9	11	1	0	1	1	5	1	21	14
6:30	0	0	16	0	5	1	4	0	1	0	26	1
6:45	1	0	3	0	2	2	0	0	0	1	6	3
7:00	2	0	1	1	1	2	0	0	0	0	4	3
7:15	0	0	6	0	2	0	0	0	0	1	8	1
7:30	1	0	2	0	2	0	3	0	4	0	12	0
7:45	1	2	4	0	3	3	2	1	1	1	11	7
8:00	0	2	6	0	5	2	1	3	0	0	12	7
8:15	2	0	6	0	1	0	0	0	3	2	12	2
8:30	0	0	0	1	1	1	1	1	0	2	2	5
8:45	1	0	2	0	3	0	1	0	2	0	9	0
9:00	1	0	7	0	2	0	5	0	1	2	16	2
9:15	3	0	6	0	6	0	5	0	3	0	23	0
9:30	6	0	6	0	5	1	4	2	2	0	23	3
9:45	5	1	3	0	3	0	2	0	2	1	15	2
10:00	7	1	3	1	5	0	3	0	0	1	18	3
10:15	3	0	26	0	2	1	8	0	2	0	41	1
10:30	0	0	15	1	7	0	8	0	0	0	30	1
10:45	1	0	7	0	6	0	8	0	2	0	24	0
11:00	8	0	8	0	6	2	7	0	1	1	30	3
11:15	3	0	5	0	4	1	3	0	2	0	17	1
11:30	3	0	10	0	2	4	3	1	1	0	19	5
11:45	4	0	9	0	4	0	6	1	0	0	23	1
<b>Totals</b>	<b>60</b>	<b>38</b>	<b>170</b>	<b>100</b>	<b>85</b>	<b>70</b>	<b>79</b>	<b>52</b>	<b>35</b>	<b>37</b>	<b>429</b>	<b>297</b>
<b>Day Total</b>	<b>98</b>		<b>270</b>		<b>155</b>		<b>131</b>		<b>72</b>		<b>726</b>	
<b>AM Pct</b>	61.2%		63.0%		54.8%		60.3%		48.6%			

Peak Hour  
 Peak Volume  
 P.H.F

**AECOM**

7:00-8:00 AM	4	13	8	5	5	7
7:15-8:15 AM	2	18	12	6	5	9
7:30-8:30 AM	4	18	11	6	8	9
7:45-8:45 AM	3	16	10	4	4	7
8:00-9:00 AM	3	14	10	3	5	7

4:00-5:00 PM	3	13	3	3	2	5
4:15-5:15 PM	4	15	4	4	0	5
4:30-5:30 PM	2	14	8	3	0	5
4:45-5:45 PM	2	11	9	4	0	5
5:00-6:00 PM	4	8	9	2	0	5

Client: AECOM  
 File Number:  
 Route: Searsville West  
 Location:

Site Ref: Searsville  
 Direction: IN

Count Date	5/8/2023		5/9/2023		5/10/2023		5/11/2023		5/12/2023			
	AM	PM	AM	PM	AM	PM	AM	PM	AM	PM	AM	PM
0:00	0	1	0	3	0	1	0	4	0	0	0	9
0:15	0	1	0	1	1	3	0	2	0	2	1	9
0:30	0	1	0	4	0	0	0	8	0	3	0	16
0:45	0	4	0	0	0	3	0	1	0	2	0	10
1:00	0	2	0	1	0	0	0	3	0	0	0	6
1:15	0	0	0	3	0	3	0	4	0	2	0	12
1:30	0	3	0	1	1	10	0	4	0	4	1	22
1:45	0	2	0	3	0	2	0	2	0	0	0	9
2:00	0	5	0	5	0	2	0	3	0	1	0	16
2:15	0	8	0	4	0	0	0	5	0	0	0	17
2:30	0	1	0	5	0	8	0	3	0	9	0	26
2:45	0	4	0	1	0	3	0	5	0	1	0	14
3:00	0	6	0	2	0	3	0	4	0	0	0	15
3:15	0	3	0	2	0	6	0	0	0	1	0	12
3:30	0	4	0	8	0	2	0	4	0	5	0	23
3:45	0	3	0	3	0	5	0	3	0	1	0	15
4:00	0	6	0	4	0	9	0	3	0	5	0	27
4:15	0	3	0	6	0	8	0	0	0	3	0	20
4:30	0	4	0	8	0	2	0	9	0	4	0	27
4:45	0	6	1	2	1	12	0	2	0	5	2	27
5:00	1	2	0	2	0	9	0	6	0	4	1	23
5:15	0	5	0	2	0	4	0	1	0	0	0	12
5:30	0	1	0	1	0	6	0	2	0	1	0	11
5:45	2	1	0	3	2	2	1	7	0	3	5	16
6:00	2	1	1	4	1	6	2	0	3	5	9	16
6:15	0	0	0	4	1	2	0	1	0	0	1	7
6:30	0	3	0	2	0	3	0	1	1	0	1	9
6:45	0	3	2	2	2	1	8	0	0	0	12	6
7:00	0	1	4	1	1	2	0	0	0	1	5	5
7:15	1	0	0	0	2	0	1	0	2	3	6	3
7:30	1	2	2	0	3	1	0	0	1	0	7	3
7:45	2	0	2	1	0	0	2	1	1	0	7	2
8:00	0	0	2	0	1	0	1	0	1	1	5	1
8:15	1	0	1	0	5	0	0	0	0	0	7	0
8:30	1	0	2	0	0	0	1	0	0	0	4	0
8:45	2	0	0	7	1	0	4	1	2	0	9	8
9:00	2	0	0	1	1	1	0	0	2	0	5	2
9:15	1	0	0	2	2	1	1	0	4	2	8	5
9:30	3	0	0	0	7	0	0	0	4	1	14	1
9:45	2	0	4	0	0	0	4	0	0	0	10	0
10:00	3	0	0	2	0	0	2	0	3	0	8	2
10:15	1	0	2	0	1	0	0	0	3	0	7	0
10:30	0	0	2	0	0	2	0	0	1	0	3	2
10:45	3	1	2	0	1	0	3	0	4	0	13	1
11:00	3	1	4	0	1	0	1	0	4	0	13	1
11:15	0	0	3	0	2	0	1	0	1	0	7	0
11:30	0	0	6	0	4	1	2	0	1	0	13	1
11:45	2	0	6	0	1	0	1	0	3	0	13	0
<b>Totals</b>	<b>33</b>	<b>88</b>	<b>46</b>	<b>100</b>	<b>42</b>	<b>123</b>	<b>35</b>	<b>89</b>	<b>41</b>	<b>69</b>	<b>197</b>	<b>469</b>
<b>Day Total</b>	<b>121</b>		<b>146</b>		<b>165</b>		<b>124</b>		<b>110</b>		<b>666</b>	
<b>AM Pct</b>	27.3%		31.5%		25.5%		28.2%		37.3%			

Peak Hour  
 Peak Volume  
 P.H.F

**AECOM**

7:00-8:00 AM	4	8	6	3	4	5
7:15-8:15 AM	4	6	6	4	5	5
7:30-8:30 AM	4	7	9	3	3	5
7:45-8:45 AM	4	7	6	4	2	5
8:00-9:00 AM	4	5	7	6	3	5

4:00-5:00 PM	19	20	31	14	17	20
4:15-5:15 PM	15	18	31	17	16	19
4:30-5:30 PM	17	14	27	18	13	18
4:45-5:45 PM	14	7	31	11	10	15
5:00-6:00 PM	9	8	21	16	8	12

Client: AECOM  
 File Number:  
 Route: Searsville West  
 Location:

Site Ref: Searsville  
 Direction: OUT

Count Date	5/8/2023		5/9/2023		5/10/2023		5/11/2023		5/12/2023			
	AM	PM	AM	PM	AM	PM	AM	PM	AM	PM	AM	PM
0:00	0	2	0	4	0	0	0	1	0	0	0	7
0:15	0	3	0	1	0	2	0	0	0	3	0	9
0:30	0	1	0	2	1	2	0	1	0	0	1	6
0:45	0	1	0	2	0	0	0	1	0	1	0	5
1:00	0	4	0	2	0	1	0	1	0	0	0	8
1:15	0	4	0	2	0	2	0	2	0	0	0	10
1:30	0	1	0	1	1	0	0	1	0	1	1	4
1:45	0	1	0	2	0	3	0	0	0	1	0	7
2:00	0	0	0	1	0	1	0	0	0	0	0	2
2:15	0	1	0	0	0	2	0	2	0	0	0	5
2:30	0	0	0	0	0	0	0	0	0	0	0	0
2:45	0	0	0	0	0	1	0	0	0	1	0	2
3:00	0	2	0	2	0	1	0	0	0	0	0	5
3:15	0	0	0	1	0	1	0	0	0	1	0	3
3:30	0	0	0	1	0	2	0	1	0	0	0	4
3:45	0	1	0	0	0	1	0	0	0	0	0	2
4:00	0	1	0	1	0	0	0	1	0	2	0	5
4:15	0	2	0	2	0	4	0	0	0	0	0	8
4:30	2	0	2	1	0	0	3	1	0	2	7	4
4:45	0	2	0	0	0	0	0	0	2	1	2	3
5:00	0	2	0	1	0	0	0	0	0	1	0	4
5:15	3	0	1	0	2	2	2	0	1	0	9	2
5:30	1	0	3	2	1	2	4	1	1	0	10	5
5:45	3	0	3	1	2	3	5	0	6	2	19	6
6:00	1	0	0	2	1	0	4	2	2	1	8	5
6:15	3	1	3	2	4	0	1	0	0	0	11	3
6:30	2	1	4	3	1	1	2	0	5	0	14	5
6:45	3	1	6	2	3	1	4	0	1	2	17	6
7:00	5	0	5	0	3	0	4	0	5	0	22	0
7:15	6	0	2	1	5	0	2	0	5	0	20	1
7:30	1	0	5	0	5	1	0	1	1	0	12	2
7:45	3	1	6	0	5	0	2	0	6	1	22	2
8:00	0	0	8	0	5	0	7	0	0	0	20	0
8:15	6	0	1	0	8	0	3	1	3	0	21	1
8:30	3	0	5	1	4	0	7	0	5	0	24	1
8:45	2	0	6	2	6	0	1	0	5	0	20	2
9:00	1	0	2	0	4	0	2	0	0	0	9	0
9:15	6	0	3	0	3	1	0	0	2	0	14	1
9:30	0	0	1	0	5	0	6	0	3	0	15	0
9:45	2	0	4	1	0	0	2	0	0	1	8	2
10:00	2	0	4	0	2	0	0	0	2	0	10	0
10:15	0	0	2	0	1	0	1	0	1	0	5	0
10:30	0	0	3	0	2	0	4	0	0	0	9	0
10:45	1	1	2	0	3	0	1	0	0	0	7	1
11:00	2	0	1	0	3	0	4	0	1	0	11	0
11:15	0	0	2	0	0	0	1	0	0	0	3	0
11:30	4	0	7	0	0	0	1	0	0	0	12	0
11:45	1	0	1	0	1	0	0	0	1	0	4	0
<b>Totals</b>	<b>63</b>	<b>33</b>	<b>92</b>	<b>43</b>	<b>81</b>	<b>34</b>	<b>73</b>	<b>17</b>	<b>58</b>	<b>21</b>	<b>367</b>	<b>148</b>
<b>Day Total</b>	<b>96</b>		<b>135</b>		<b>115</b>		<b>90</b>		<b>79</b>		<b>515</b>	
<b>AM Pct</b>	65.6%		68.1%		70.4%		81.1%		73.4%			

Peak Hour  
 Peak Volume  
 P.H.F

**AECOM**

7:00-8:00 AM	15	18	18	8	17	15
7:15-8:15 AM	10	21	20	11	12	15
7:30-8:30 AM	10	20	23	12	10	15
7:45-8:45 AM	12	20	22	19	14	17
8:00-9:00 AM	11	20	23	18	13	17

4:00-5:00 PM	5	4	4	2	5	4
4:15-5:15 PM	6	4	4	1	4	4
4:30-5:30 PM	4	2	2	1	4	3
4:45-5:45 PM	4	3	4	1	2	3
5:00-6:00 PM	2	4	7	1	3	3

Client: AECOM  
 File Number:  
 Route: ARB CC  
 Location:

Site Ref: ARB CC  
 Direction: IN

Count Date	5/15/2023		5/16/2023		5/17/2023		5/18/2023		5/19/2023		AM	PM
	AM	PM	AM	PM	AM	PM	AM	PM	AM	PM		
0:00	0	5	0	1	0	4	0	3	0	1	0	14
0:15	0	1	0	3	0	7	0	2	0	1	0	14
0:30	1	2	0	0	0	3	0	2	0	2	1	9
0:45	0	3	0	2	0	3	0	3	0	1	0	12
1:00	0	2	0	3	0	0	0	5	0	2	0	12
1:15	0	3	0	4	0	3	0	2	0	5	0	17
1:30	0	2	0	1	0	2	0	2	0	3	0	10
1:45	0	0	0	2	0	3	0	1	0	1	0	7
2:00	0	2	0	3	0	2	0	2	0	0	0	9
2:15	0	3	0	1	0	4	0	2	0	2	0	12
2:30	0	2	0	0	0	2	0	0	0	0	0	4
2:45	0	3	0	2	0	1	0	2	0	1	0	9
3:00	0	1	0	1	0	5	0	0	0	1	0	8
3:15	0	3	0	1	0	4	0	3	0	2	0	13
3:30	0	3	0	4	0	2	0	2	0	4	0	15
3:45	0	8	0	2	0	10	0	7	0	5	0	32
4:00	0	8	0	5	0	6	0	4	0	8	0	31
4:15	0	11	2	11	0	8	1	9	0	15	3	54
4:30	1	9	0	11	1	10	0	6	2	13	4	49
4:45	0	15	0	7	0	10	0	7	1	10	1	49
5:00	0	7	0	10	0	6	0	8	0	7	0	38
5:15	0	11	0	7	1	10	0	10	0	6	1	44
5:30	1	5	1	7	0	5	0	8	0	7	2	32
5:45	1	8	1	9	1	6	3	9	1	3	7	35
6:00	0	6	1	2	1	6	0	4	0	5	2	23
6:15	2	2	2	5	4	4	2	4	3	4	13	19
6:30	1	0	0	0	2	1	1	0	1	2	5	3
6:45	1	0	1	0	1	0	3	0	4	1	10	1
7:00	1	1	2	1	1	0	2	0	1	0	7	2
7:15	6	0	2	2	2	0	2	1	4	0	16	3
7:30	3	1	2	0	6	0	6	0	5	0	22	1
7:45	7	0	8	1	8	0	6	1	5	0	34	2
8:00	6	0	10	0	9	0	8	0	11	0	44	0
8:15	18	0	10	0	16	0	18	0	15	0	77	0
8:30	14	0	17	0	15	0	19	0	14	0	79	0
8:45	12	0	12	0	15	0	10	0	15	1	64	1
9:00	16	1	12	0	10	0	13	0	12	0	63	1
9:15	13	0	9	0	14	0	10	0	12	0	58	0
9:30	7	0	8	0	5	0	6	0	6	0	32	0
9:45	9	0	4	0	5	0	1	0	3	0	22	0
10:00	5	0	7	0	3	0	7	0	3	0	25	0
10:15	3	0	3	0	12	1	3	0	5	0	26	1
10:30	0	0	3	0	3	0	2	0	4	0	12	0
10:45	5	0	3	0	1	0	1	0	2	0	12	0
11:00	0	0	1	0	2	0	2	0	3	0	8	0
11:15	1	0	3	0	0	0	1	0	4	0	9	0
11:30	3	0	0	0	0	0	3	0	0	0	6	0
11:45	4	0	2	0	0	0	1	0	0	0	7	0
<b>Totals</b>	<b>141</b>	<b>128</b>	<b>126</b>	<b>108</b>	<b>138</b>	<b>128</b>	<b>131</b>	<b>109</b>	<b>136</b>	<b>113</b>	<b>672</b>	<b>586</b>
<b>Day Total</b>	<b>269</b>		<b>234</b>		<b>266</b>		<b>240</b>		<b>249</b>		<b>1258</b>	
<b>AM Pct</b>	52.4%		53.8%		51.9%		54.6%		54.6%			

Peak Hour  
 Peak Volume  
 P.H.F

**AECOM**

7:00-8:00 AM	17	14	17	16	15	16
7:15-8:15 AM	22	22	25	22	25	23
7:30-8:30 AM	34	30	39	38	36	35
7:45-8:45 AM	45	45	48	51	45	47
8:00-9:00 AM	50	49	55	55	55	53

4:00-5:00 PM	43	34	34	26	46	37
4:15-5:15 PM	42	39	34	30	45	38
4:30-5:30 PM	42	35	36	31	36	36
4:45-5:45 PM	38	31	31	33	30	33
5:00-6:00 PM	31	33	27	35	23	30

Client: AECOM  
 File Number:  
 Route: ARB CC  
 Location:

Site Ref: ARB CC  
 Direction: OUT

Count Date	5/15/2023		5/16/2023		5/17/2023		5/18/2023		5/19/2023			
Count Time	AM	PM	AM	PM	AM	PM	AM	PM	AM	PM	AM	PM
0:00	0	4	0	3	0	3	0	7	0	5	0	22
0:15	0	3	0	3	0	4	0	4	0	2	0	16
0:30	1	7	0	4	0	3	0	0	0	1	1	15
0:45	0	4	0	4	0	5	0	1	0	4	0	18
1:00	0	4	1	9	0	5	0	5	0	3	1	26
1:15	0	3	0	5	0	5	0	5	0	8	0	26
1:30	0	7	0	3	0	1	0	4	0	2	0	17
1:45	0	3	0	4	0	0	0	1	0	3	0	11
2:00	0	2	1	3	1	6	1	5	1	1	4	17
2:15	0	1	0	5	0	4	0	4	0	2	0	16
2:30	0	3	0	2	0	5	0	2	0	0	0	12
2:45	0	3	0	5	0	3	0	5	0	0	0	16
3:00	0	6	0	4	0	6	0	4	0	4	0	24
3:15	0	2	0	3	0	2	0	4	0	4	0	15
3:30	0	4	0	3	0	6	0	4	0	6	0	23
3:45	0	2	0	5	0	6	0	7	0	8	0	28
4:00	0	7	0	8	0	8	0	5	0	4	0	32
4:15	0	9	1	3	0	9	1	5	0	10	2	36
4:30	0	10	0	14	1	11	0	17	2	16	3	68
4:45	0	16	0	13	0	15	0	6	1	12	1	62
5:00	0	21	0	12	0	16	0	6	0	15	0	70
5:15	0	12	0	10	0	3	0	9	0	11	0	45
5:30	0	12	1	17	0	16	0	16	0	9	1	70
5:45	0	10	0	9	0	9	0	10	0	8	0	46
6:00	0	8	0	11	0	12	0	13	0	5	0	49
6:15	1	1	2	3	1	4	0	3	3	9	7	20
6:30	0	4	0	5	2	4	0	6	1	2	3	21
6:45	1	3	0	4	1	5	1	2	0	0	3	14
7:00	1	2	0	3	0	1	2	2	1	4	4	12
7:15	2	3	1	2	4	2	2	0	0	1	9	8
7:30	1	3	1	1	3	2	2	2	3	1	10	9
7:45	5	0	2	3	7	0	3	1	3	1	20	5
8:00	8	1	6	1	4	1	6	1	4	1	28	5
8:15	8	1	8	0	5	0	7	1	9	0	37	2
8:30	14	2	8	1	17	0	18	0	8	2	65	5
8:45	15	3	12	1	11	2	13	2	10	3	61	11
9:00	16	6	14	2	11	1	12	1	25	0	78	10
9:15	8	3	10	0	12	1	9	2	12	3	51	9
9:30	11	1	8	1	12	2	15	3	11	2	57	9
9:45	8	0	8	0	10	0	7	0	9	0	42	0
10:00	4	0	4	1	7	0	5	0	3	0	23	1
10:15	4	0	10	0	9	0	8	0	6	0	37	0
10:30	5	0	3	0	9	1	3	0	3	1	23	2
10:45	3	0	3	0	2	0	5	0	2	0	15	0
11:00	5	0	3	0	3	5	2	0	3	0	16	5
11:15	4	0	0	1	5	0	2	0	3	0	14	1
11:30	7	0	4	1	3	0	1	0	4	1	19	2
11:45	2	0	2	0	6	1	4	1	3	0	17	2
<b>Totals</b>	<b>134</b>	<b>196</b>	<b>113</b>	<b>192</b>	<b>146</b>	<b>195</b>	<b>129</b>	<b>176</b>	<b>130</b>	<b>174</b>	<b>652</b>	<b>933</b>
<b>Day Total</b>	<b>330</b>		<b>305</b>		<b>341</b>		<b>305</b>		<b>304</b>		<b>1585</b>	
<b>AM Pct</b>	40.6%		37.0%		42.8%		42.3%		42.8%			

Peak Hour  
 Peak Volume  
 P.H.F

**AECOM**

7:00-8:00 AM	9	4	14	9	7	9
7:15-8:15 AM	16	10	18	13	10	13
7:30-8:30 AM	22	17	19	18	19	19
7:45-8:45 AM	35	24	33	34	24	30
8:00-9:00 AM	45	34	37	44	31	38

4:00-5:00 PM	42	38	43	33	42	40
4:15-5:15 PM	56	42	51	34	53	47
4:30-5:30 PM	59	49	45	38	54	49
4:45-5:45 PM	61	52	50	37	47	49
5:00-6:00 PM	55	48	44	41	43	46

Client: AECOM  
 File Number:  
 Route: L-17a  
 Location:

Site Ref: L-17a  
 Direction: IN

Count Date	5/15/2023		5/16/2023		5/17/2023		5/18/2023		5/19/2023			
Count Time	AM	PM	AM	PM	AM	PM	AM	PM	AM	PM	AM	PM
0:00	0	8	0	4	0	5	0	3	0	4	0	24
0:15	0	6	0	6	0	3	0	2	0	3	0	20
0:30	0	8	0	5	1	6	0	9	0	2	1	30
0:45	0	3	0	7	0	3	0	5	0	2	0	20
1:00	0	5	0	5	0	7	0	6	0	6	0	29
1:15	0	9	0	6	0	5	0	3	0	4	0	27
1:30	0	3	0	6	0	5	0	4	0	3	0	21
1:45	0	3	0	5	0	6	0	2	0	3	0	19
2:00	0	4	0	3	2	1	1	6	1	1	4	15
2:15	0	5	3	9	2	2	2	3	2	2	9	21
2:30	0	2	0	11	0	6	0	4	0	4	0	27
2:45	0	2	0	4	0	7	0	6	0	4	0	23
3:00	0	0	0	7	0	3	0	3	0	2	0	15
3:15	0	7	0	4	0	5	0	4	0	4	0	24
3:30	0	3	0	3	0	7	0	4	0	4	0	21
3:45	0	4	0	4	0	1	0	3	0	4	0	16
4:00	0	5	0	11	0	8	0	3	0	4	0	31
4:15	0	4	0	7	0	6	0	2	0	4	0	23
4:30	0	5	0	9	0	7	0	8	0	10	0	39
4:45	0	10	0	4	0	6	0	4	0	8	0	32
5:00	0	5	0	9	0	10	0	8	0	8	0	40
5:15	1	12	1	8	2	3	2	7	2	10	8	40
5:30	4	6	6	4	6	9	6	8	6	11	28	38
5:45	5	8	7	5	6	5	4	4	5	2	27	24
6:00	6	4	2	8	2	8	2	6	2	6	14	32
6:15	8	6	10	9	7	1	6	3	6	4	37	23
6:30	11	0	10	2	13	3	11	6	10	3	55	14
6:45	12	1	18	1	13	2	19	0	15	5	77	9
7:00	16	1	17	0	26	1	18	0	22	1	99	3
7:15	19	0	23	0	15	0	25	0	14	0	96	0
7:30	12	0	20	2	12	1	13	0	18	0	75	3
7:45	25	0	21	2	14	1	18	1	16	0	94	4
8:00	34	0	27	4	32	0	30	0	35	0	158	4
8:15	37	0	32	1	35	0	40	0	42	0	186	1
8:30	38	0	36	1	44	0	31	1	38	0	187	2
8:45	22	0	43	0	37	0	42	0	39	1	183	1
9:00	34	1	36	1	38	1	30	1	25	0	163	4
9:15	41	0	28	2	26	0	39	0	31	0	165	2
9:30	18	0	24	0	20	0	24	0	24	0	110	0
9:45	9	0	14	0	21	0	11	1	14	0	69	1
10:00	16	0	10	1	9	0	10	1	16	0	61	2
10:15	12	0	12	0	11	0	9	0	9	0	53	0
10:30	5	1	6	0	15	0	8	0	7	0	41	1
10:45	4	0	8	1	14	0	5	0	1	2	32	3
11:00	6	0	6	0	3	0	4	1	3	1	22	2
11:15	7	0	6	0	7	0	7	1	4	0	31	1
11:30	6	0	5	0	7	0	6	0	8	0	32	0
11:45	8	0	1	0	5	0	5	0	11	0	30	0
<b>Totals</b>	<b>416</b>	<b>141</b>	<b>432</b>	<b>181</b>	<b>445</b>	<b>144</b>	<b>428</b>	<b>133</b>	<b>426</b>	<b>132</b>	<b>2147</b>	<b>731</b>
<b>Day Total</b>	<b>557</b>		<b>613</b>		<b>589</b>		<b>561</b>		<b>558</b>		<b>2878</b>	
<b>AM Pct</b>	74.7%		70.5%		75.6%		76.3%		76.3%			

Peak Hour  
 Peak Volume  
 P.H.F

**AECOM**

7:00-8:00 AM	72	81	67	74	70	73
7:15-8:15 AM	90	91	73	86	83	85
7:30-8:30 AM	108	100	93	101	111	103
7:45-8:45 AM	134	116	125	119	131	125
8:00-9:00 AM	131	138	148	143	154	143

4:00-5:00 PM	24	31	27	17	26	25
4:15-5:15 PM	24	29	29	22	30	27
4:30-5:30 PM	32	30	26	27	36	30
4:45-5:45 PM	33	25	28	27	37	30
5:00-6:00 PM	31	26	27	27	31	28

Client: AECOM  
 File Number:  
 Route: L-17a  
 Location:

Site Ref: L-17a  
 Direction: OUT

Count Date	5/15/2023		5/16/2023		5/17/2023		5/18/2023		5/19/2023			
Count Time	AM	PM	AM	PM	AM	PM	AM	PM	AM	PM	AM	PM
0:00	1	5	0	5	0	5	0	3	0	9	1	27
0:15	0	5	0	10	0	5	0	4	0	5	0	29
0:30	0	5	0	7	0	2	0	8	0	7	0	29
0:45	0	6	1	2	0	4	0	5	2	3	3	20
1:00	0	6	0	7	0	6	0	6	0	11	0	36
1:15	0	3	0	6	0	12	0	6	0	7	0	34
1:30	0	5	0	5	0	8	0	3	0	7	0	28
1:45	0	6	0	4	0	7	0	11	1	6	1	34
2:00	0	7	1	19	2	3	1	7	1	6	5	42
2:15	0	7	0	16	0	5	0	6	0	14	0	48
2:30	0	5	0	12	0	8	0	15	0	7	0	47
2:45	0	11	0	11	0	5	0	4	0	12	0	43
3:00	0	12	0	14	0	11	0	20	0	19	0	76
3:15	0	15	0	28	0	10	0	25	0	14	0	92
3:30	0	18	0	19	0	16	0	20	0	19	0	92
3:45	0	16	0	20	0	20	0	15	0	11	0	82
4:00	0	18	0	21	0	21	0	21	0	15	0	96
4:15	0	17	0	22	0	19	0	21	0	17	0	96
4:30	0	32	0	30	0	21	0	24	0	32	0	139
4:45	0	26	0	21	0	28	0	20	0	21	0	116
5:00	0	29	0	31	0	30	0	27	0	31	0	148
5:15	0	32	0	33	0	24	0	26	1	24	1	139
5:30	1	34	0	23	0	23	0	28	0	31	1	139
5:45	1	20	1	17	1	18	0	20	1	21	4	96
6:00	0	21	3	18	0	26	2	26	0	15	5	106
6:15	1	22	2	22	0	12	0	25	1	20	4	101
6:30	0	25	1	20	0	27	2	17	0	19	3	108
6:45	0	11	0	15	2	12	1	5	0	15	3	58
7:00	1	6	1	11	2	11	2	8	2	7	8	43
7:15	2	6	1	5	2	12	0	9	1	9	6	41
7:30	0	7	4	8	2	8	4	4	1	3	11	30
7:45	1	4	6	4	2	8	7	3	3	4	19	23
8:00	4	5	3	6	3	8	8	3	5	2	23	24
8:15	11	4	9	4	6	1	12	3	10	1	48	13
8:30	15	2	6	5	7	1	5	3	12	2	45	13
8:45	7	1	4	1	7	2	5	0	8	3	31	7
9:00	3	0	9	3	5	0	5	3	4	3	26	9
9:15	9	1	3	0	8	2	9	3	9	3	38	9
9:30	7	1	8	0	15	0	10	1	8	1	48	3
9:45	3	1	6	0	3	1	8	0	9	1	29	3
10:00	1	1	6	0	6	2	2	2	6	1	21	6
10:15	2	0	8	1	7	1	3	1	3	2	23	5
10:30	1	0	4	1	5	1	3	0	4	0	17	2
10:45	5	3	8	0	10	4	2	0	4	2	29	9
11:00	2	1	7	0	5	1	6	0	2	1	22	3
11:15	4	1	2	2	4	0	5	0	2	0	17	3
11:30	8	1	5	0	8	0	3	1	3	1	27	3
11:45	6	1	5	0	5	0	7	0	3	0	26	1
<b>Totals</b>	<b>96</b>	<b>465</b>	<b>114</b>	<b>509</b>	<b>117</b>	<b>451</b>	<b>112</b>	<b>462</b>	<b>106</b>	<b>464</b>	<b>545</b>	<b>2351</b>
<b>Day Total</b>	<b>561</b>		<b>623</b>		<b>568</b>		<b>574</b>		<b>570</b>		<b>2896</b>	
<b>AM Pct</b>	17.1%		18.3%		20.6%		19.5%		18.6%			

Peak Hour  
 Peak Volume  
 P.H.F

**AECOM**

7:00-8:00 AM	4	12	8	13	7	9
7:15-8:15 AM	7	14	9	19	10	12
7:30-8:30 AM	16	22	13	31	19	20
7:45-8:45 AM	31	24	18	32	30	27
8:00-9:00 AM	37	22	23	30	35	29

4:00-5:00 PM	93	94	89	86	85	89
4:15-5:15 PM	104	104	98	92	101	100
4:30-5:30 PM	119	115	103	97	108	108
4:45-5:45 PM	121	108	105	101	107	108
5:00-6:00 PM	115	104	95	101	107	104



Client: AECOM  
 File Number:  
 Route: L-18a  
 Location:

Site Ref: L-18a  
 Direction: IN

Count Date	5/15/2023		5/16/2023		5/17/2023		5/18/2023		5/19/2023		AM	PM
	AM	PM	AM	PM	AM	PM	AM	PM	AM	PM		
0:00	0	0	0	4	0	7	0	3	0	3	0	17
0:15	0	6	0	2	0	10	0	3	0	2	0	23
0:30	0	3	0	3	0	6	0	5	0	4	0	21
0:45	0	3	0	4	0	5	0	0	0	1	0	13
1:00	0	2	0	2	0	3	0	1	2	1	2	9
1:15	0	4	0	3	0	2	0	2	0	2	0	13
1:30	0	0	0	0	0	2	0	2	1	5	1	9
1:45	0	3	0	5	0	2	0	1	0	4	0	15
2:00	0	2	0	4	0	0	1	3	0	1	1	10
2:15	0	1	0	5	0	0	0	5	0	0	0	11
2:30	0	2	0	4	0	1	0	4	0	2	0	13
2:45	0	2	0	3	0	1	0	3	0	0	0	9
3:00	0	5	0	0	2	1	0	0	0	0	2	6
3:15	0	5	0	0	0	2	0	0	0	1	0	8
3:30	0	2	0	1	0	1	0	0	0	1	0	5
3:45	0	1	0	2	0	4	0	0	0	3	0	10
4:00	0	2	0	1	0	1	0	8	0	3	0	15
4:15	0	0	0	2	0	1	0	5	0	3	0	11
4:30	1	2	1	1	0	1	1	1	1	3	4	8
4:45	1	1	3	3	4	1	3	1	4	6	15	12
5:00	8	0	5	0	2	1	2	2	6	11	23	14
5:15	11	1	3	0	6	2	5	0	1	1	26	4
5:30	7	0	9	2	8	1	1	0	7	7	32	10
5:45	13	2	11	1	16	4	15	2	15	4	70	13
6:00	23	2	19	8	23	1	22	0	22	3	109	14
6:15	30	4	28	1	45	0	37	1	32	2	172	8
6:30	24	2	27	2	16	3	27	3	17	3	111	13
6:45	11	0	15	2	11	10	19	0	12	1	68	13
7:00	5	1	8	0	14	0	8	3	8	1	43	5
7:15	10	2	8	3	8	3	10	0	3	0	39	8
7:30	8	2	5	0	6	2	2	1	7	1	28	6
7:45	10	3	5	1	2	1	7	1	4	2	28	8
8:00	3	0	9	2	8	3	5	1	7	0	32	6
8:15	6	1	7	0	3	1	3	0	10	0	29	2
8:30	4	0	4	0	2	0	3	1	2	2	15	3
8:45	3	2	3	0	4	0	8	0	7	0	25	2
9:00	4	0	8	2	1	1	7	1	6	1	26	5
9:15	2	0	2	0	4	0	3	1	4	0	15	1
9:30	0	0	5	0	6	0	2	1	4	0	17	1
9:45	5	0	8	0	1	0	4	0	5	1	23	1
10:00	2	0	3	0	5	0	2	0	7	0	19	0
10:15	10	0	3	0	4	0	3	0	4	0	24	0
10:30	0	2	5	0	5	0	6	0	1	0	17	2
10:45	1	0	1	0	7	0	8	0	4	0	21	0
11:00	2	1	1	0	8	0	6	0	7	0	24	1
11:15	2	1	5	0	1	1	3	0	3	0	14	2
11:30	5	1	10	0	6	0	4	0	1	0	26	1
11:45	6	0	3	0	5	0	3	0	3	0	20	0
<b>Totals</b>	<b>217</b>	<b>73</b>	<b>224</b>	<b>73</b>	<b>233</b>	<b>85</b>	<b>230</b>	<b>65</b>	<b>217</b>	<b>85</b>	<b>1121</b>	<b>381</b>
<b>Day Total</b>	<b>290</b>		<b>297</b>		<b>318</b>		<b>295</b>		<b>302</b>		<b>1502</b>	
<b>AM Pct</b>	74.8%		75.4%		73.3%		78.0%		71.9%			

Peak Hour  
 Peak Volume  
 P.H.F

**AECOM**

7:00-8:00 AM	33	26	30	27	22	28
7:15-8:15 AM	31	27	24	24	21	25
7:30-8:30 AM	27	26	19	17	28	23
7:45-8:45 AM	23	25	15	18	23	21
8:00-9:00 AM	16	23	17	19	26	20

4:00-5:00 PM	5	7	4	15	15	9
4:15-5:15 PM	3	6	4	9	23	9
4:30-5:30 PM	4	4	5	4	21	8
4:45-5:45 PM	2	5	5	3	25	8
5:00-6:00 PM	3	3	8	4	23	8

Client: AECOM  
 File Number:  
 Route: L-18a  
 Location:

Site Ref: L-18a  
 Direction: OUT

Count Date	5/15/2023		5/16/2023		5/17/2023		5/18/2023		5/19/2023			
Count Time	AM	PM	AM	PM	AM	PM	AM	PM	AM	PM	AM	PM
0:00	0	0	0	3	0	3	1	2	1	1	2	9
0:15	0	1	1	0	0	2	0	1	0	4	1	8
0:30	0	3	1	2	0	2	0	2	0	4	1	13
0:45	0	1	0	3	0	1	0	0	0	1	0	6
1:00	0	0	0	1	0	0	0	1	0	1	0	3
1:15	0	4	0	2	0	2	0	1	0	1	0	10
1:30	0	1	0	3	0	0	1	1	2	4	3	9
1:45	0	3	0	2	0	2	0	2	3	1	3	10
2:00	1	0	0	2	0	2	0	3	0	3	1	10
2:15	0	1	0	5	3	4	0	4	0	3	3	17
2:30	0	2	0	2	0	2	0	2	0	2	0	10
2:45	0	0	0	1	0	1	0	4	0	4	0	10
3:00	0	7	0	3	1	5	0	8	0	5	1	28
3:15	0	11	0	7	0	4	0	3	0	7	0	32
3:30	0	8	0	11	0	7	2	13	2	6	4	45
3:45	0	8	0	4	0	5	0	3	0	4	0	24
4:00	0	0	0	7	0	5	2	9	0	3	2	24
4:15	0	2	0	3	0	6	0	4	0	2	0	17
4:30	0	6	0	5	0	6	0	9	0	4	0	30
4:45	2	2	0	8	0	9	0	0	0	5	2	24
5:00	0	6	0	4	0	4	0	3	0	7	0	24
5:15	1	8	1	6	1	4	0	7	3	4	6	29
5:30	0	2	0	6	1	8	2	2	0	5	3	23
5:45	0	6	0	6	1	1	0	5	0	4	1	22
6:00	3	8	0	9	1	9	0	7	0	2	4	35
6:15	3	6	0	9	2	9	1	6	1	7	7	37
6:30	1	6	3	8	3	9	3	5	4	11	14	39
6:45	1	10	1	8	0	13	0	4	0	8	2	43
7:00	0	6	0	6	2	2	0	5	1	9	3	28
7:15	1	13	1	8	0	9	0	3	1	7	3	40
7:30	1	8	1	7	0	8	1	15	1	6	4	44
7:45	3	2	2	5	2	7	0	6	1	16	8	36
8:00	0	6	0	2	0	6	1	4	3	3	4	21
8:15	1	1	1	1	0	1	1	1	0	2	3	6
8:30	1	4	1	1	1	2	0	5	0	2	3	14
8:45	0	2	1	3	0	3	0	5	1	3	2	16
9:00	0	1	1	1	0	2	1	1	2	2	4	7
9:15	1	2	0	0	1	0	0	4	1	1	3	7
9:30	2	0	0	0	0	0	2	1	0	3	4	4
9:45	1	0	0	4	2	1	2	1	0	2	5	8
10:00	0	2	1	1	0	1	1	1	3	0	5	5
10:15	0	0	0	2	0	1	2	1	0	3	2	7
10:30	1	0	4	0	5	0	3	0	2	0	15	0
10:45	2	0	1	0	0	0	0	0	2	0	5	0
11:00	1	0	2	1	0	0	0	0	1	0	4	1
11:15	0	0	1	0	0	2	3	0	2	0	6	2
11:30	4	0	3	3	3	0	1	0	1	2	12	5
11:45	1	0	1	0	3	0	2	0	3	0	10	0
<b>Totals</b>	<b>32</b>	<b>159</b>	<b>28</b>	<b>175</b>	<b>32</b>	<b>170</b>	<b>32</b>	<b>164</b>	<b>41</b>	<b>174</b>	<b>165</b>	<b>842</b>
<b>Day Total</b>	<b>191</b>		<b>203</b>		<b>202</b>		<b>196</b>		<b>215</b>		<b>1007</b>	
<b>AM Pct</b>	16.8%		13.8%		15.8%		16.3%		19.1%			

Peak Hour  
 Peak Volume  
 P.H.F

**AECOM**

7:00-8:00 AM	5	4	4	1	4	4
7:15-8:15 AM	5	4	2	2	6	4
7:30-8:30 AM	5	4	2	3	5	4
7:45-8:45 AM	5	4	3	2	4	4
8:00-9:00 AM	2	3	1	2	4	2

4:00-5:00 PM	10	23	26	22	14	19
4:15-5:15 PM	16	20	25	16	18	19
4:30-5:30 PM	22	23	23	19	20	21
4:45-5:45 PM	18	24	25	12	21	20
5:00-6:00 PM	22	22	17	17	20	20

Client: AECOM  
 File Number:  
 Route: L-18b  
 Location:

Site Ref: L-18b  
 Direction: IN

Count Date	5/15/2023		5/16/2023		5/17/2023		5/18/2023		5/19/2023			
Count Time	AM	PM	AM	PM	AM	PM	AM	PM	AM	PM	AM	PM
0:00	0	5	0	4	0	5	1	1	0	2	1	17
0:15	0	1	0	2	0	0	0	1	0	2	0	6
0:30	0	1	0	6	0	7	0	2	0	2	0	18
0:45	0	3	0	7	0	3	0	5	0	5	0	23
1:00	0	5	0	0	0	0	0	0	0	1	0	6
1:15	0	3	0	3	0	0	0	1	0	7	0	14
1:30	0	2	1	1	0	2	1	6	0	4	2	15
1:45	0	2	0	1	0	1	0	0	0	1	0	5
2:00	0	1	0	7	0	1	0	0	0	2	0	11
2:15	0	5	0	3	0	3	0	2	0	1	0	14
2:30	0	4	0	0	0	2	0	0	0	1	0	7
2:45	0	1	0	3	0	2	0	4	0	2	0	12
3:00	0	8	0	3	0	10	0	7	0	2	0	30
3:15	0	3	0	9	0	11	0	2	0	2	0	27
3:30	0	1	0	1	0	8	0	7	0	5	0	22
3:45	0	4	0	5	0	2	0	3	0	2	0	16
4:00	0	5	0	4	0	4	0	3	0	7	0	23
4:15	0	8	0	4	0	5	0	3	0	0	0	20
4:30	0	6	1	4	1	2	0	8	0	2	2	22
4:45	0	4	0	10	0	4	0	5	0	10	0	33
5:00	0	4	0	3	3	7	0	6	2	2	5	22
5:15	2	3	5	4	1	3	5	8	1	3	14	21
5:30	4	2	4	3	5	3	4	11	4	3	21	22
5:45	6	2	2	6	3	6	6	6	5	5	22	25
6:00	5	3	12	3	3	3	3	2	6	2	29	13
6:15	11	2	4	4	12	3	12	5	9	7	48	21
6:30	2	4	10	0	9	3	10	1	8	4	39	12
6:45	6	0	11	4	10	2	12	4	10	1	49	11
7:00	5	3	5	4	6	1	6	1	8	3	30	12
7:15	3	1	11	2	9	3	9	0	1	0	33	6
7:30	9	1	5	2	6	1	9	4	8	0	37	8
7:45	7	0	15	1	7	1	7	0	7	0	43	2
8:00	11	1	2	0	5	3	3	0	8	0	29	4
8:15	10	2	9	1	11	1	11	3	5	3	46	10
8:30	3	1	5	1	8	1	12	0	10	0	38	3
8:45	5	0	8	0	11	0	3	1	8	1	35	2
9:00	5	0	12	0	15	1	9	1	8	0	49	2
9:15	4	2	8	2	5	2	5	1	1	2	23	9
9:30	7	0	8	0	10	0	7	0	10	0	42	0
9:45	16	0	6	0	11	0	7	0	8	0	48	0
10:00	3	0	6	0	7	1	7	0	7	0	30	1
10:15	7	0	6	0	3	2	7	0	4	0	27	2
10:30	4	0	5	0	6	0	5	0	5	0	25	0
10:45	1	0	7	0	3	0	4	0	6	0	21	0
11:00	7	1	7	0	3	0	1	0	3	0	21	1
11:15	3	0	4	0	9	0	8	0	6	0	30	0
11:30	7	0	4	0	6	0	3	0	2	0	22	0
11:45	1	0	0	0	1	0	3	0	5	1	10	1
<b>Totals</b>	<b>154</b>	<b>104</b>	<b>183</b>	<b>117</b>	<b>189</b>	<b>119</b>	<b>180</b>	<b>114</b>	<b>165</b>	<b>97</b>	<b>871</b>	<b>551</b>
<b>Day Total</b>	<b>258</b>		<b>300</b>		<b>308</b>		<b>294</b>		<b>262</b>		<b>1422</b>	
<b>AM Pct</b>	59.7%		61.0%		61.4%		61.2%		63.0%			

Peak Hour  
 Peak Volume  
 P.H.F

**AECOM**

7:00-8:00 AM	24	36	28	31	24	29
7:15-8:15 AM	30	33	27	28	24	28
7:30-8:30 AM	37	31	29	30	28	31
7:45-8:45 AM	31	31	31	33	30	31
8:00-9:00 AM	29	24	35	29	31	30

4:00-5:00 PM	23	22	15	19	19	20
4:15-5:15 PM	22	21	18	22	14	19
4:30-5:30 PM	17	21	16	27	17	20
4:45-5:45 PM	13	20	17	30	18	20
5:00-6:00 PM	11	16	19	31	13	18

Client: AECOM  
 File Number:  
 Route: L-18b  
 Location:

Site Ref: L-18b  
 Direction: OUT

Count Date	5/15/2023		5/16/2023		5/17/2023		5/18/2023		5/19/2023			
	AM	PM	AM	PM	AM	PM	AM	PM	AM	PM	AM	PM
0:00	0	0	0	4	0	5	0	9	0	4	0	22
0:15	0	1	0	1	0	0	0	0	0	1	0	3
0:30	0	4	0	1	0	0	0	0	0	2	0	7
0:45	0	0	0	0	0	5	0	1	0	0	0	6
1:00	0	2	0	5	0	3	0	0	0	1	0	11
1:15	0	1	0	1	0	6	0	1	0	2	0	11
1:30	0	1	0	0	0	1	0	2	0	3	0	7
1:45	0	0	0	0	0	3	0	0	0	4	0	7
2:00	0	3	0	2	0	7	0	1	0	0	0	13
2:15	0	0	0	1	0	1	0	2	0	2	0	6
2:30	0	1	0	5	0	4	0	2	0	2	0	14
2:45	0	4	0	1	0	1	0	2	0	0	0	8
3:00	0	2	0	7	0	5	0	3	0	5	0	22
3:15	0	8	0	1	0	1	0	0	0	2	0	12
3:30	0	3	0	3	0	3	0	3	0	0	0	12
3:45	0	2	0	4	0	5	0	1	0	3	0	15
4:00	0	5	0	8	0	2	0	4	0	1	0	20
4:15	0	2	0	4	0	1	0	6	0	1	0	14
4:30	0	2	0	8	0	7	0	6	0	1	0	24
4:45	0	3	0	3	0	6	0	1	0	2	0	15
5:00	0	6	0	4	0	3	0	5	0	7	0	25
5:15	0	5	0	5	0	1	0	8	0	5	0	24
5:30	0	10	0	14	0	1	1	2	0	8	1	35
5:45	2	7	0	0	0	7	0	5	0	2	2	21
6:00	0	3	0	5	0	3	1	3	0	5	1	19
6:15	2	5	0	8	0	1	1	5	0	4	3	23
6:30	0	2	0	6	0	4	0	5	0	1	0	18
6:45	0	5	0	2	0	5	0	0	0	2	0	14
7:00	1	2	0	4	2	3	0	9	0	4	3	22
7:15	1	2	0	2	1	7	0	4	2	3	4	18
7:30	3	0	3	4	2	2	3	2	1	3	12	11
7:45	2	2	2	2	1	2	3	0	0	1	8	7
8:00	0	3	0	9	0	2	1	1	0	2	1	17
8:15	0	3	0	3	1	1	2	1	0	0	3	8
8:30	0	1	1	0	0	0	1	0	1	2	3	3
8:45	0	1	0	3	2	0	0	0	0	0	2	4
9:00	0	4	3	1	0	0	0	0	0	0	3	5
9:15	0	0	3	0	0	1	1	0	0	0	4	1
9:30	1	0	0	0	2	0	4	0	0	2	7	2
9:45	4	1	1	0	0	0	0	0	0	0	5	1
10:00	4	2	0	0	0	0	0	0	1	1	5	3
10:15	1	0	0	0	3	0	0	1	3	0	7	1
10:30	1	0	2	0	3	0	0	0	2	0	8	0
10:45	2	0	0	0	0	0	1	0	2	0	5	0
11:00	0	0	3	0	0	0	0	1	0	0	3	1
11:15	0	0	0	0	9	0	1	0	1	0	11	0
11:30	5	0	3	0	0	1	3	0	0	0	11	1
11:45	3	0	1	0	2	0	0	0	0	0	6	0
<b>Totals</b>	<b>32</b>	<b>108</b>	<b>22</b>	<b>131</b>	<b>28</b>	<b>110</b>	<b>23</b>	<b>96</b>	<b>13</b>	<b>88</b>	<b>118</b>	<b>533</b>
<b>Day Total</b>	<b>140</b>		<b>153</b>		<b>138</b>		<b>119</b>		<b>101</b>		<b>651</b>	
<b>AM Pct</b>	22.9%		14.4%		20.3%		19.3%		12.9%			

Peak Hour  
 Peak Volume  
 P.H.F

**AECOM**

7:00-8:00 AM	7	5	6	6	3	5
7:15-8:15 AM	6	5	4	7	3	5
7:30-8:30 AM	5	5	4	9	1	5
7:45-8:45 AM	2	3	2	7	1	3
8:00-9:00 AM	0	1	3	4	1	2

4:00-5:00 PM	12	23	16	17	5	15
4:15-5:15 PM	13	19	17	18	11	16
4:30-5:30 PM	16	20	17	20	15	18
4:45-5:45 PM	24	26	11	16	22	20
5:00-6:00 PM	28	23	12	20	22	21

Client: AECOM  
 File Number:  
 Route: L-18c  
 Location:

Site Ref: L-18c  
 Direction: IN

Count Date	5/15/2023		5/16/2023		5/17/2023		5/18/2023		5/19/2023		AM	PM
	AM	PM	AM	PM	AM	PM	AM	PM	AM	PM		
0:00	2	3	2	4	1	1	0	3	1	5	6	16
0:15	0	3	0	5	1	6	0	0	0	1	1	15
0:30	0	2	0	4	0	2	0	9	0	4	0	21
0:45	0	5	0	12	0	5	0	4	0	4	0	30
1:00	0	6	1	3	0	1	0	3	0	1	1	14
1:15	0	3	0	3	0	5	0	2	0	1	0	14
1:30	0	3	0	3	0	3	1	0	0	0	1	9
1:45	0	1	0	2	0	2	0	5	0	6	0	16
2:00	0	2	0	4	0	1	0	1	0	0	0	8
2:15	0	5	2	7	2	2	2	4	2	6	8	24
2:30	0	6	0	3	0	2	0	1	0	2	0	14
2:45	0	0	0	4	0	3	0	6	0	5	0	18
3:00	0	3	0	3	0	1	0	3	0	2	0	12
3:15	0	1	0	0	0	0	0	0	0	1	0	2
3:30	0	2	0	2	0	2	1	3	2	3	3	12
3:45	0	2	0	8	0	3	0	0	0	3	0	16
4:00	0	7	0	4	0	0	0	6	0	0	0	17
4:15	0	3	0	1	0	4	0	1	0	1	0	10
4:30	0	5	0	0	0	5	0	4	1	3	1	17
4:45	0	1	0	3	0	4	2	1	0	7	2	16
5:00	2	2	4	1	4	1	0	3	1	3	11	10
5:15	2	5	0	2	0	3	1	4	0	2	3	16
5:30	0	2	0	2	0	2	3	1	1	2	4	9
5:45	0	1	6	3	6	3	3	2	1	2	16	11
6:00	1	2	4	1	8	0	0	2	2	2	15	7
6:15	7	3	4	2	12	3	2	4	5	3	30	15
6:30	3	2	6	1	5	0	6	1	5	1	25	5
6:45	7	1	8	0	2	0	3	0	6	1	26	2
7:00	4	1	4	0	2	3	9	0	6	7	25	11
7:15	11	0	2	0	3	0	5	1	2	3	23	4
7:30	1	2	4	0	5	2	2	0	5	2	17	6
7:45	10	0	6	0	1	0	8	0	7	0	32	0
8:00	6	2	8	3	4	0	4	2	7	2	29	9
8:15	4	0	4	0	6	0	5	0	8	0	27	0
8:30	3	0	3	0	8	0	2	0	5	1	21	1
8:45	10	0	17	0	9	0	9	0	12	0	57	0
9:00	11	0	7	0	10	0	5	0	5	4	38	4
9:15	2	0	9	0	4	1	7	0	9	0	31	1
9:30	12	0	9	0	11	0	2	0	6	0	40	0
9:45	6	0	6	0	6	1	4	0	4	1	26	2
10:00	4	0	9	0	0	2	1	0	4	0	18	2
10:15	3	0	7	0	6	0	6	0	4	0	26	0
10:30	6	0	4	0	3	2	6	2	7	3	26	7
10:45	7	0	6	0	3	0	3	0	10	1	29	1
11:00	5	0	1	0	9	0	8	0	6	0	29	0
11:15	0	1	2	0	3	0	4	2	5	0	14	3
11:30	2	0	0	0	5	0	2	1	3	0	12	1
11:45	5	1	4	0	1	0	2	1	6	0	18	2
<b>Totals</b>	<b>136</b>	<b>88</b>	<b>149</b>	<b>90</b>	<b>140</b>	<b>75</b>	<b>118</b>	<b>82</b>	<b>148</b>	<b>95</b>	<b>691</b>	<b>430</b>
<b>Day Total</b>	<b>224</b>		<b>239</b>		<b>215</b>		<b>200</b>		<b>243</b>		<b>1121</b>	
<b>AM Pct</b>	60.7%		62.3%		65.1%		59.0%		60.9%			

Peak Hour  
 Peak Volume  
 P.H.F

**AECOM**

7:00-8:00 AM	26	16	11	24	20	19
7:15-8:15 AM	28	20	13	19	21	20
7:30-8:30 AM	21	22	16	19	27	21
7:45-8:45 AM	23	21	19	19	27	22
8:00-9:00 AM	23	32	27	20	32	27

4:00-5:00 PM	16	8	13	12	11	12
4:15-5:15 PM	11	5	14	9	14	11
4:30-5:30 PM	13	6	13	12	15	12
4:45-5:45 PM	10	8	10	9	14	10
5:00-6:00 PM	10	8	9	10	9	9

Client: AECOM  
 File Number:  
 Route: L-18c  
 Location:

Site Ref: L-18c  
 Direction: OUT

Count Date	5/15/2023		5/16/2023		5/17/2023		5/18/2023		5/19/2023		AM	PM
	AM	PM	AM	PM	AM	PM	AM	PM	AM	PM		
0:00	0	7	1	3	5	4	0	2	0	4	6	20
0:15	0	4	0	4	0	6	0	5	5	3	5	22
0:30	0	6	1	7	0	12	0	7	0	1	1	33
0:45	0	7	0	5	0	6	0	3	0	9	0	30
1:00	0	8	2	3	1	7	0	2	0	1	3	21
1:15	0	4	0	6	0	7	1	9	0	16	1	42
1:30	1	5	0	2	0	4	2	3	0	6	3	20
1:45	0	3	0	7	0	1	0	6	0	4	0	21
2:00	0	10	2	6	0	13	0	5	0	13	2	47
2:15	0	4	0	8	0	9	0	12	0	9	0	42
2:30	0	7	0	6	0	10	0	10	0	3	0	36
2:45	0	3	0	7	0	10	0	5	0	7	0	32
3:00	0	10	2	5	0	12	0	8	0	4	2	39
3:15	1	10	0	17	0	19	0	13	0	12	1	71
3:30	0	10	0	17	3	12	0	13	0	17	3	69
3:45	0	7	0	13	0	16	0	15	0	15	0	66
4:00	0	17	0	7	0	11	0	5	0	17	0	57
4:15	0	14	0	12	0	18	0	12	0	11	0	67
4:30	0	10	0	20	4	10	0	9	0	20	4	69
4:45	0	14	0	8	0	13	1	18	0	8	1	61
5:00	2	11	0	14	1	16	1	23	2	18	6	82
5:15	4	19	6	17	5	13	4	17	3	21	22	87
5:30	2	13	5	18	3	14	2	17	4	14	16	76
5:45	3	25	2	9	4	19	5	12	5	19	19	84
6:00	3	13	5	18	2	9	5	11	3	6	18	57
6:15	6	13	2	21	4	5	3	12	5	7	20	58
6:30	3	11	4	7	3	11	3	18	6	12	19	59
6:45	5	5	4	12	6	7	4	9	6	8	25	41
7:00	3	9	3	4	4	4	4	3	6	5	20	25
7:15	3	5	6	12	5	7	12	7	11	9	37	40
7:30	6	6	4	5	4	9	7	5	7	8	28	33
7:45	7	7	9	5	5	7	3	4	5	8	29	31
8:00	4	1	5	10	5	8	4	9	6	5	24	33
8:15	7	5	5	1	10	4	5	5	5	1	32	16
8:30	2	0	6	3	2	2	2	0	2	3	14	8
8:45	6	2	4	4	14	4	6	1	8	8	38	19
9:00	3	1	6	2	5	1	6	2	6	3	26	9
9:15	1	2	4	1	1	1	7	2	0	0	13	6
9:30	6	0	6	4	2	0	6	1	5	1	25	6
9:45	4	4	5	1	2	5	2	4	2	3	15	17
10:00	5	0	6	0	4	1	5	0	6	4	26	5
10:15	4	0	3	0	4	1	2	2	4	0	17	3
10:30	5	0	9	0	4	1	3	3	5	5	26	9
10:45	3	1	1	2	7	0	8	1	2	0	21	4
11:00	6	3	2	2	4	0	2	0	5	3	19	8
11:15	3	3	3	0	3	3	4	0	5	2	18	8
11:30	7	1	9	0	4	0	9	1	3	2	32	4
11:45	6	1	6	0	8	4	7	1	4	2	31	8
<b>Totals</b>	<b>121</b>	<b>321</b>	<b>138</b>	<b>335</b>	<b>138</b>	<b>356</b>	<b>135</b>	<b>332</b>	<b>136</b>	<b>357</b>	<b>668</b>	<b>1701</b>
<b>Day Total</b>	<b>442</b>		<b>473</b>		<b>494</b>		<b>467</b>		<b>493</b>		<b>2369</b>	
<b>AM Pct</b>	27.4%		29.2%		27.9%		28.9%		27.6%			

Peak Hour  
 Peak Volume  
 P.H.F

**AECOM**

7:00-8:00 AM	19	22	18	26	29	23
7:15-8:15 AM	20	24	19	26	29	24
7:30-8:30 AM	24	23	24	19	23	23
7:45-8:45 AM	20	25	22	14	18	20
8:00-9:00 AM	19	20	31	17	21	22

4:00-5:00 PM	55	47	52	44	56	51
4:15-5:15 PM	49	54	57	62	57	56
4:30-5:30 PM	54	59	52	67	67	60
4:45-5:45 PM	57	57	56	75	61	61
5:00-6:00 PM	68	58	62	69	72	66

Client: AECOM  
 File Number:  
 Route: L-1a  
 Location:

Site Ref: L-1a  
 Direction: IN

Count Date	5/15/2023		5/16/2023		5/17/2023		5/18/2023		5/19/2023			
Count Time	AM	PM	AM	PM	AM	PM	AM	PM	AM	PM	AM	PM
0:00	0	15	2	11	3	12	1	13	4	11	10	62
0:15	0	15	3	14	2	8	0	22	2	17	7	76
0:30	0	22	4	27	2	20	3	12	2	21	11	102
0:45	0	17	0	22	3	10	1	16	0	20	4	85
1:00	0	13	0	18	0	16	0	16	1	22	1	85
1:15	0	7	0	11	0	26	1	15	2	10	3	69
1:30	0	12	1	16	1	19	2	18	1	16	5	81
1:45	0	26	0	22	0	26	0	24	1	24	1	122
2:00	0	20	0	15	0	22	0	17	1	17	1	91
2:15	0	26	0	26	1	16	1	23	0	21	2	112
2:30	1	14	1	20	1	20	1	30	2	21	6	105
2:45	0	12	0	11	0	10	0	10	1	10	1	53
3:00	1	7	0	6	0	7	0	5	0	10	1	35
3:15	2	8	0	4	0	5	0	9	0	8	2	34
3:30	2	6	3	6	5	1	1	4	2	10	13	27
3:45	4	5	4	4	3	8	2	5	4	3	17	25
4:00	0	3	2	6	2	2	1	4	2	7	7	22
4:15	2	8	4	1	3	8	7	3	6	2	22	22
4:30	7	5	4	7	8	6	7	3	5	10	31	31
4:45	1	2	4	5	3	6	5	10	3	10	16	33
5:00	7	3	7	7	8	3	3	3	4	4	29	20
5:15	9	3	8	4	6	8	10	3	8	3	41	21
5:30	6	2	9	2	12	5	11	7	10	0	48	16
5:45	18	2	19	2	12	1	14	3	18	0	81	8
6:00	35	3	34	2	40	3	39	2	41	2	189	12
6:15	64	2	74	3	71	5	74	1	61	1	344	12
6:30	97	2	99	1	94	3	95	1	106	1	491	8
6:45	60	0	51	1	68	3	62	3	54	4	295	11
7:00	35	2	31	1	41	1	32	3	28	4	167	11
7:15	43	0	50	3	48	2	44	4	44	1	229	10
7:30	59	9	60	4	47	6	51	5	48	3	265	27
7:45	63	2	54	2	65	5	55	4	50	1	287	14
8:00	49	4	53	3	45	2	45	5	52	1	244	15
8:15	35	3	42	2	46	3	43	0	42	6	208	14
8:30	54	2	33	2	35	2	42	2	25	3	189	11
8:45	39	1	36	6	42	5	31	1	30	1	178	14
9:00	22	2	27	4	28	2	20	6	17	3	114	17
9:15	13	3	12	2	15	5	22	3	14	3	76	16
9:30	9	2	25	4	11	5	19	5	13	3	77	19
9:45	13	3	13	4	20	6	19	4	16	4	81	21
10:00	13	4	21	4	16	4	14	3	11	1	75	16
10:15	14	5	12	1	12	2	19	4	15	3	72	15
10:30	11	2	5	3	7	5	12	3	12	4	47	17
10:45	5	2	11	3	11	3	15	4	10	5	52	17
11:00	8	4	11	3	2	6	12	3	7	4	40	20
11:15	8	4	11	3	12	2	13	3	9	5	53	17
11:30	7	6	9	6	18	7	10	6	14	7	58	32
11:45	11	4	14	2	12	2	5	1	12	2	54	11
<b>Totals</b>	<b>827</b>	<b>324</b>	<b>863</b>	<b>336</b>	<b>881</b>	<b>354</b>	<b>864</b>	<b>351</b>	<b>810</b>	<b>349</b>	<b>4245</b>	<b>1714</b>
<b>Day Total</b>	<b>1151</b>		<b>1199</b>		<b>1235</b>		<b>1215</b>		<b>1159</b>		<b>5959</b>	
<b>AM Pct</b>	71.9%		72.0%		71.3%		71.1%		69.9%			

Peak Hour  
 Peak Volume  
 P.H.F

**AECOM**

<b>7:00-8:00 AM</b>	200	195	201	182	170	190
<b>7:15-8:15 AM</b>	214	217	205	195	194	205
<b>7:30-8:30 AM</b>	206	209	203	194	192	201
<b>7:45-8:45 AM</b>	201	182	191	185	169	186
<b>8:00-9:00 AM</b>	177	164	168	161	149	164

<b>4:00-5:00 PM</b>	18	19	22	20	29	22
<b>4:15-5:15 PM</b>	18	20	23	19	26	21
<b>4:30-5:30 PM</b>	13	23	23	19	27	21
<b>4:45-5:45 PM</b>	10	18	22	23	17	18
<b>5:00-6:00 PM</b>	10	15	17	16	7	13

Client: AECOM  
 File Number:  
 Route: L-1a  
 Location:

Site Ref: L-1a  
 Direction: OUT

Count Date	5/15/2023		5/16/2023		5/17/2023		5/18/2023		5/19/2023			
Count Time	AM	PM	AM	PM	AM	PM	AM	PM	AM	PM	AM	PM
0:00	0	7	5	11	6	8	3	8	7	7	21	41
0:15	0	16	2	17	2	8	2	13	2	8	8	62
0:30	0	10	5	6	3	13	3	16	4	15	15	60
0:45	0	6	2	10	5	14	7	11	1	13	15	54
1:00	0	9	1	15	0	12	1	11	1	12	3	59
1:15	0	13	0	16	0	9	1	15	2	21	3	74
1:30	0	15	6	12	7	21	7	21	7	17	27	86
1:45	0	13	0	12	0	15	0	14	2	19	2	73
2:00	0	20	0	14	0	17	0	10	0	16	0	77
2:15	0	13	0	20	1	19	0	14	0	23	1	89
2:30	1	13	1	22	1	20	1	18	2	19	6	92
2:45	0	18	0	23	0	18	0	24	0	17	0	100
3:00	1	19	0	22	0	21	0	24	2	29	3	115
3:15	0	23	0	24	0	22	0	25	0	31	0	125
3:30	0	40	0	46	0	45	0	47	0	48	0	226
3:45	2	29	2	33	2	50	0	34	1	43	7	189
4:00	0	27	0	37	0	48	0	38	0	32	0	182
4:15	0	47	2	34	1	42	0	37	1	29	4	189
4:30	0	52	0	60	2	62	4	46	0	60	6	280
4:45	1	53	4	64	1	53	2	60	1	56	9	286
5:00	0	52	1	71	4	53	0	54	2	44	7	274
5:15	2	59	1	61	0	50	0	48	0	52	3	270
5:30	0	42	1	41	0	61	0	63	0	26	1	233
5:45	3	35	2	26	2	36	0	29	1	36	8	162
6:00	3	40	2	30	3	20	4	12	3	29	15	131
6:15	0	29	0	29	1	32	1	30	0	15	2	135
6:30	1	22	1	19	1	27	1	23	0	19	4	110
6:45	2	25	2	17	6	12	2	11	3	9	15	74
7:00	1	15	4	9	3	22	1	29	0	23	9	98
7:15	1	20	2	14	2	27	0	29	0	18	5	108
7:30	0	58	0	30	0	35	2	32	3	34	5	189
7:45	4	51	1	51	6	50	2	61	2	42	15	255
8:00	8	24	5	20	0	26	6	23	2	23	21	116
8:15	2	3	3	11	1	7	1	15	2	19	9	55
8:30	6	13	1	8	2	5	1	9	3	10	13	45
8:45	4	7	5	9	4	7	2	3	0	3	15	29
9:00	4	3	8	9	2	12	3	5	4	6	21	35
9:15	3	9	1	5	3	8	5	11	7	8	19	41
9:30	2	8	4	10	1	11	6	8	5	8	18	45
9:45	4	15	8	13	2	12	3	14	10	16	27	70
10:00	2	7	5	6	4	9	3	11	5	6	19	39
10:15	6	10	5	9	10	4	10	6	3	9	34	38
10:30	4	12	5	10	6	9	3	11	7	11	25	53
10:45	4	6	3	6	1	8	7	11	2	18	17	49
11:00	8	5	2	9	5	16	5	9	7	12	27	51
11:15	2	6	6	15	5	9	11	15	4	14	28	59
11:30	6	14	0	19	8	17	13	27	11	26	38	103
11:45	8	5	14	6	12	10	4	8	8	8	46	37
<b>Totals</b>	<b>95</b>	<b>1038</b>	<b>122</b>	<b>1061</b>	<b>125</b>	<b>1112</b>	<b>127</b>	<b>1093</b>	<b>127</b>	<b>1059</b>	<b>596</b>	<b>5363</b>
<b>Day Total</b>	<b>1133</b>		<b>1183</b>		<b>1237</b>		<b>1220</b>		<b>1186</b>		<b>5959</b>	
<b>AM Pct</b>	<b>8.4%</b>		<b>10.3%</b>		<b>10.1%</b>		<b>10.4%</b>		<b>10.7%</b>			

Peak Hour  
 Peak Volume  
 P.H.F

**AECOM**

7:00-8:00 AM	6	7	11	5	5	7
7:15-8:15 AM	13	8	8	10	7	9
7:30-8:30 AM	14	9	7	11	9	10
7:45-8:45 AM	20	10	9	10	9	12
8:00-9:00 AM	20	14	7	10	7	12

4:00-5:00 PM	179	195	205	181	177	187
4:15-5:15 PM	204	229	210	197	189	206
4:30-5:30 PM	216	256	218	208	212	222
4:45-5:45 PM	206	237	217	225	178	213
5:00-6:00 PM	188	199	200	194	158	188



Client: AECOM  
 File Number:  
 Route: L-1b  
 Location:

Site Ref: L-1b  
 Direction: IN

Count Date	5/15/2023		5/16/2023		5/17/2023		5/18/2023		5/19/2023		AM	PM
	AM	PM	AM	PM	AM	PM	AM	PM	AM	PM		
0:00	0	18	0	18	0	21	0	10	0	13	0	80
0:15	0	21	0	16	0	23	0	20	1	13	1	93
0:30	0	39	2	20	1	23	1	18	0	32	4	132
0:45	0	15	0	26	0	28	0	20	0	14	0	103
1:00	0	26	1	20	0	31	1	16	0	20	2	113
1:15	0	31	0	23	1	26	0	26	0	25	1	131
1:30	0	25	0	23	0	36	0	26	0	16	0	126
1:45	0	24	1	25	1	29	1	27	2	28	5	133
2:00	0	23	0	26	0	43	0	28	0	29	0	149
2:15	0	25	0	31	0	24	0	27	0	18	0	125
2:30	0	21	0	25	0	29	0	19	0	21	0	115
2:45	1	24	1	14	1	17	0	23	0	20	3	98
3:00	0	9	0	18	0	25	2	10	1	27	3	89
3:15	0	23	0	17	0	27	0	19	0	27	0	113
3:30	0	22	0	21	0	16	0	15	0	20	0	94
3:45	0	11	0	19	0	21	0	21	0	21	0	93
4:00	0	15	0	20	0	23	1	7	0	17	1	82
4:15	1	9	2	8	1	11	2	8	0	11	6	47
4:30	0	13	0	11	1	10	0	6	1	20	2	60
4:45	0	9	0	14	0	7	0	9	0	14	0	53
5:00	0	8	0	9	0	3	0	6	1	6	1	32
5:15	0	8	1	4	0	10	0	3	0	7	1	32
5:30	0	6	1	6	1	5	0	12	0	3	2	32
5:45	1	9	0	5	0	4	1	7	0	4	2	29
6:00	3	2	3	4	0	8	4	3	4	5	14	22
6:15	6	6	4	4	8	8	1	4	8	3	27	25
6:30	13	4	11	6	14	3	13	3	10	5	61	21
6:45	8	4	13	3	9	5	13	5	15	9	58	26
7:00	8	6	6	3	9	5	6	6	6	5	35	25
7:15	10	2	15	3	17	4	11	8	12	1	65	18
7:30	15	3	16	4	8	5	13	1	13	4	65	17
7:45	18	1	21	4	20	1	17	7	18	6	94	19
8:00	27	9	16	4	22	3	13	1	13	2	91	19
8:15	19	3	20	2	23	2	27	1	34	8	123	16
8:30	27	2	19	6	24	1	27	3	18	4	115	16
8:45	25	2	35	0	35	0	26	3	33	4	154	9
9:00	25	2	29	1	28	2	19	3	26	4	127	12
9:15	22	1	17	0	22	2	25	2	27	1	113	6
9:30	30	4	32	0	21	1	18	2	33	0	134	7
9:45	30	1	24	0	30	0	23	0	28	1	135	2
10:00	35	1	32	1	29	1	12	0	13	1	121	4
10:15	45	2	28	0	28	1	29	0	25	0	155	3
10:30	31	0	20	0	19	0	22	0	15	2	107	2
10:45	31	2	25	1	23	0	28	0	23	1	130	4
11:00	22	0	17	0	19	1	13	1	23	0	94	2
11:15	17	0	19	0	21	1	18	0	12	1	87	2
11:30	18	0	12	1	34	0	19	0	22	0	105	1
11:45	18	0	19	0	10	0	17	0	21	1	85	1
<b>Totals</b>	<b>506</b>	<b>491</b>	<b>462</b>	<b>466</b>	<b>480</b>	<b>546</b>	<b>423</b>	<b>436</b>	<b>458</b>	<b>494</b>	<b>2329</b>	<b>2433</b>
<b>Day Total</b>	<b>997</b>		<b>928</b>		<b>1026</b>		<b>859</b>		<b>952</b>		<b>4762</b>	
<b>AM Pct</b>	50.8%		49.8%		46.8%		49.2%		48.1%			

Peak Hour  
 Peak Volume  
 P.H.F

**AECOM**

7:00-8:00 AM	51	58	54	47	49	52
7:15-8:15 AM	70	68	67	54	56	63
7:30-8:30 AM	79	73	73	70	78	75
7:45-8:45 AM	91	76	89	84	83	85
8:00-9:00 AM	98	90	104	93	98	97

4:00-5:00 PM	46	53	51	30	62	48
4:15-5:15 PM	39	42	31	29	51	38
4:30-5:30 PM	38	38	30	24	47	35
4:45-5:45 PM	31	33	25	30	30	30
5:00-6:00 PM	31	24	22	28	20	25

Client: AECOM  
 File Number:  
 Route: L-1b  
 Location:

Site Ref: L-1b  
 Direction: OUT

Count Date	5/15/2023		5/16/2023		5/17/2023		5/18/2023		5/19/2023		AM	PM
	AM	PM	AM	PM	AM	PM	AM	PM	AM	PM		
0:00	0	32	3	22	1	26	0	20	2	26	6	126
0:15	0	27	1	21	0	21	0	24	1	13	2	106
0:30	0	26	1	19	3	20	4	15	1	22	9	102
0:45	0	30	2	16	0	22	0	21	0	25	2	114
1:00	0	15	3	14	0	18	0	13	0	17	3	77
1:15	0	10	0	19	1	27	1	20	0	10	2	86
1:30	0	24	2	14	1	17	2	14	1	14	6	83
1:45	0	23	1	14	1	17	1	18	5	20	8	92
2:00	0	15	0	18	0	25	0	14	0	23	0	95
2:15	0	20	0	23	1	39	2	14	0	21	3	117
2:30	0	26	0	23	0	24	0	23	1	29	1	125
2:45	1	32	0	25	1	20	0	25	0	19	2	121
3:00	0	26	1	18	0	23	1	21	1	19	3	107
3:15	0	34	0	24	0	25	0	18	0	14	0	115
3:30	0	25	0	27	0	28	0	26	2	23	2	129
3:45	0	27	0	23	0	33	0	23	0	26	0	132
4:00	0	27	0	25	0	28	0	23	0	27	0	130
4:15	0	18	0	26	0	32	1	16	0	17	1	109
4:30	0	32	0	18	0	22	1	19	0	29	1	120
4:45	0	20	0	24	0	20	0	18	0	28	0	110
5:00	0	20	0	18	0	28	0	17	0	23	0	106
5:15	0	18	2	15	1	19	0	9	0	17	3	78
5:30	0	20	0	17	1	17	0	11	0	21	1	86
5:45	0	14	0	11	0	13	0	7	0	12	0	57
6:00	0	9	1	9	0	16	2	10	0	6	3	50
6:15	1	9	1	13	1	13	0	7	1	16	4	58
6:30	6	12	1	11	2	8	2	10	1	14	12	55
6:45	0	6	2	7	2	6	0	15	3	5	7	39
7:00	3	9	1	7	5	12	4	11	3	14	16	53
7:15	5	6	5	11	4	3	6	5	2	6	22	31
7:30	4	2	11	6	5	6	9	5	5	6	34	25
7:45	6	3	8	2	5	7	3	9	5	8	27	29
8:00	4	6	6	4	3	3	6	3	8	2	27	18
8:15	13	5	11	1	9	3	7	4	9	4	49	17
8:30	11	2	7	4	14	4	13	4	11	3	56	17
8:45	18	6	7	5	15	3	11	4	18	1	69	19
9:00	18	5	13	4	20	1	13	2	17	7	81	19
9:15	16	4	21	8	16	3	13	6	18	4	84	25
9:30	17	7	22	3	18	7	12	9	29	8	98	34
9:45	21	12	17	8	21	5	18	5	20	7	97	37
10:00	25	1	19	0	18	1	26	2	34	3	122	7
10:15	25	2	35	1	25	3	21	2	18	2	124	10
10:30	28	6	28	2	33	3	25	2	21	1	135	14
10:45	30	2	21	2	29	3	19	4	29	3	128	14
11:00	29	10	33	6	26	5	20	6	21	3	129	30
11:15	34	26	17	8	25	8	27	9	24	6	127	57
11:30	26	19	18	14	32	20	17	15	26	16	119	84
11:45	37	9	34	9	30	6	20	2	34	8	155	34
<b>Totals</b>	<b>378</b>	<b>739</b>	<b>355</b>	<b>619</b>	<b>369</b>	<b>713</b>	<b>307</b>	<b>580</b>	<b>371</b>	<b>648</b>	<b>1780</b>	<b>3299</b>
<b>Day Total</b>	<b>1117</b>		<b>974</b>		<b>1082</b>		<b>887</b>		<b>1019</b>		<b>5079</b>	
<b>AM Pct</b>	33.8%		36.4%		34.1%		34.6%		36.4%			

Peak Hour  
 Peak Volume  
 P.H.F

**AECOM**

7:00-8:00 AM	18	25	19	22	15	20
7:15-8:15 AM	19	30	17	24	20	22
7:30-8:30 AM	27	36	22	25	27	27
7:45-8:45 AM	34	32	31	29	33	32
8:00-9:00 AM	46	31	41	37	46	40

4:00-5:00 PM	97	93	102	76	101	94
4:15-5:15 PM	90	86	102	70	97	89
4:30-5:30 PM	90	75	89	63	97	83
4:45-5:45 PM	78	74	84	55	89	76
5:00-6:00 PM	72	61	77	44	73	65

Client: AECOM  
 File Number:  
 Route: L-1c  
 Location:

Site Ref: L-1c  
 Direction: IN

Count Date	5/15/2023		5/16/2023		5/17/2023		5/18/2023		5/19/2023		AM	PM
	AM	PM	AM	PM	AM	PM	AM	PM	AM	PM		
0:00	0	1	0	0	0	2	0	1	0	2	0	6
0:15	0	0	0	1	0	0	0	0	0	1	0	2
0:30	0	0	0	1	0	2	0	1	0	1	0	5
0:45	0	3	0	2	0	0	0	2	0	3	0	10
1:00	0	2	0	4	0	8	0	0	0	1	0	15
1:15	0	2	0	2	0	2	0	1	0	0	0	7
1:30	0	0	0	1	0	1	0	3	0	4	0	9
1:45	0	2	0	2	0	1	0	0	0	2	0	7
2:00	0	1	0	2	0	1	0	1	0	1	0	6
2:15	0	2	0	3	0	1	0	1	0	0	0	7
2:30	0	1	0	0	0	3	0	2	0	0	0	6
2:45	0	3	0	4	0	2	0	1	0	3	0	13
3:00	0	0	0	0	0	2	0	4	0	3	0	9
3:15	0	1	0	0	0	1	0	2	0	1	0	5
3:30	0	2	0	1	0	0	0	1	0	3	0	7
3:45	0	2	0	0	0	0	0	2	0	0	0	4
4:00	0	2	0	2	0	2	0	0	0	1	0	7
4:15	0	4	0	1	0	4	0	1	0	0	0	10
4:30	0	0	0	0	1	2	0	0	0	2	1	4
4:45	0	0	0	0	0	0	0	0	0	0	0	0
5:00	1	0	1	0	0	0	1	0	0	1	3	1
5:15	0	0	0	1	0	1	0	1	1	1	1	4
5:30	0	0	0	1	0	0	0	0	0	0	0	1
5:45	1	1	0	1	0	1	0	0	0	0	1	3
6:00	1	1	2	1	4	2	2	1	1	1	10	6
6:15	2	0	4	0	0	0	2	0	3	1	11	1
6:30	1	0	2	0	1	0	2	0	0	0	6	0
6:45	3	0	4	0	3	1	1	1	3	0	14	2
7:00	4	0	2	0	1	1	1	0	2	0	10	1
7:15	0	0	1	0	2	0	2	0	3	0	8	0
7:30	2	1	0	1	5	1	2	0	2	0	11	3
7:45	1	0	3	0	2	1	1	0	3	0	10	1
8:00	1	1	0	0	2	1	1	0	0	0	4	2
8:15	0	0	1	0	1	0	1	0	0	0	3	0
8:30	0	1	1	0	1	1	3	0	0	0	5	2
8:45	1	0	2	0	3	0	0	0	1	0	7	0
9:00	1	2	3	0	1	0	2	0	5	0	12	2
9:15	1	0	1	0	1	0	2	0	2	0	7	0
9:30	1	0	1	0	1	0	1	0	1	0	5	0
9:45	2	0	0	0	3	0	0	0	2	0	7	0
10:00	0	0	2	0	3	0	3	0	0	0	8	0
10:15	1	0	0	0	2	0	4	0	1	0	8	0
10:30	0	0	1	0	0	0	0	0	1	0	2	0
10:45	2	0	1	0	0	0	0	0	1	0	4	0
11:00	1	0	0	0	1	2	1	0	0	0	3	2
11:15	1	0	0	0	0	0	0	0	0	0	1	0
11:30	0	0	1	0	0	0	0	0	1	0	2	0
11:45	0	0	3	0	1	0	4	0	1	0	9	0
<b>Totals</b>	<b>28</b>	<b>35</b>	<b>36</b>	<b>31</b>	<b>39</b>	<b>46</b>	<b>36</b>	<b>26</b>	<b>34</b>	<b>32</b>	<b>173</b>	<b>170</b>
<b>Day Total</b>	<b>63</b>		<b>67</b>		<b>85</b>		<b>62</b>		<b>66</b>		<b>343</b>	
<b>AM Pct</b>	44.4%		53.7%		45.9%		58.1%		51.5%			

Peak Hour  
 Peak Volume  
 P.H.F

**AECOM**

7:00-8:00 AM	7	6	10	6	10	8
7:15-8:15 AM	4	4	11	6	8	7
7:30-8:30 AM	4	4	10	5	5	6
7:45-8:45 AM	2	5	6	6	3	4
8:00-9:00 AM	2	4	7	5	1	4

4:00-5:00 PM	6	3	8	1	3	4
4:15-5:15 PM	4	1	6	1	3	3
4:30-5:30 PM	0	1	3	1	4	2
4:45-5:45 PM	0	2	1	1	2	1
5:00-6:00 PM	1	3	2	1	2	2

Client: AECOM  
 File Number:  
 Route: L-1c  
 Location:

Site Ref: L-1c  
 Direction: OUT

Count Date	5/15/2023		5/16/2023		5/17/2023		5/18/2023		5/19/2023		AM	PM
	AM	PM	AM	PM	AM	PM	AM	PM	AM	PM		
0:00	0	0	0	0	1	0	0	1	0	0	1	1
0:15	0	1	0	0	0	0	0	0	0	0	0	1
0:30	0	0	0	0	0	1	0	1	0	0	0	2
0:45	0	1	0	0	0	1	0	1	0	0	0	3
1:00	0	1	1	0	0	0	0	2	0	1	1	4
1:15	0	0	0	1	0	0	0	1	0	1	0	3
1:30	0	1	0	0	0	0	0	0	0	0	0	1
1:45	0	0	0	3	0	2	0	0	0	0	0	5
2:00	0	2	0	0	0	3	0	0	0	0	0	5
2:15	0	2	0	0	0	0	0	0	0	3	0	5
2:30	0	1	0	0	0	1	0	0	0	0	0	2
2:45	0	0	0	0	0	1	0	0	0	1	0	2
3:00	0	0	0	0	0	0	0	0	0	0	0	0
3:15	0	0	0	0	0	1	0	1	0	0	0	2
3:30	0	4	0	2	0	0	0	2	0	3	0	11
3:45	0	0	0	2	0	0	0	0	0	0	0	2
4:00	0	0	0	2	0	0	0	4	0	0	0	6
4:15	0	1	0	0	0	1	0	0	0	0	0	2
4:30	0	1	0	2	0	1	0	1	0	1	0	6
4:45	0	0	0	0	0	2	0	0	0	1	0	3
5:00	0	2	0	1	0	1	0	0	0	2	0	6
5:15	0	0	0	0	0	1	0	0	0	0	0	1
5:30	0	1	0	0	0	1	0	1	0	1	0	4
5:45	0	1	0	1	0	0	0	0	0	1	0	3
6:00	0	0	0	4	0	1	0	0	0	0	0	5
6:15	0	0	0	0	0	1	0	1	1	0	1	2
6:30	0	0	0	0	0	0	0	0	0	2	0	2
6:45	0	0	0	0	0	0	0	0	0	0	0	0
7:00	0	2	0	2	0	2	0	0	0	2	0	8
7:15	0	0	0	0	0	0	0	0	0	0	0	0
7:30	0	0	0	0	0	0	0	0	0	0	0	0
7:45	0	0	0	0	0	0	0	0	0	1	0	1
8:00	0	0	0	0	0	0	0	0	0	0	0	0
8:15	0	0	0	0	0	0	0	0	0	0	0	0
8:30	0	0	0	0	0	0	0	0	0	0	0	0
8:45	0	0	0	0	1	0	1	0	1	0	3	0
9:00	0	0	0	0	0	0	1	0	0	1	1	1
9:15	1	0	4	0	2	2	1	0	3	0	11	2
9:30	2	0	1	0	1	0	1	0	0	0	5	0
9:45	0	0	1	0	0	0	1	0	0	0	2	0
10:00	0	0	1	0	1	0	2	0	2	0	6	0
10:15	3	0	0	0	0	1	1	0	0	0	4	1
10:30	0	0	2	0	1	0	1	0	1	0	5	0
10:45	3	0	0	0	0	1	0	0	0	0	3	1
11:00	2	0	0	0	0	0	0	0	0	0	2	0
11:15	0	0	0	0	0	2	0	0	1	0	1	2
11:30	0	0	0	0	1	1	2	1	0	0	3	2
11:45	1	0	2	0	1	0	1	0	0	0	5	0
<b>Totals</b>	<b>12</b>	<b>21</b>	<b>12</b>	<b>20</b>	<b>9</b>	<b>28</b>	<b>12</b>	<b>17</b>	<b>9</b>	<b>21</b>	<b>54</b>	<b>107</b>
<b>Day Total</b>	<b>33</b>		<b>32</b>		<b>37</b>		<b>29</b>		<b>30</b>		<b>161</b>	
<b>AM Pct</b>	36.4%		37.5%		24.3%		41.4%		30.0%			

Peak Hour  
 Peak Volume  
 P.H.F

**AECOM**

7:00-8:00 AM	0	0	0	0	0	0
7:15-8:15 AM	0	0	0	0	0	0
7:30-8:30 AM	0	0	0	0	0	0
7:45-8:45 AM	0	0	0	0	0	0
8:00-9:00 AM	0	0	1	1	1	1

4:00-5:00 PM	2	4	4	5	2	3
4:15-5:15 PM	4	3	5	1	4	3
4:30-5:30 PM	3	3	5	1	4	3
4:45-5:45 PM	3	1	5	1	4	3
5:00-6:00 PM	4	2	3	1	4	3

Client: AECOM  
 File Number:  
 Route: L-20a  
 Location:

Site Ref: L-20a  
 Direction: IN

Count Date	5/15/2023		5/16/2023		5/17/2023		5/18/2023		5/19/2023		AM	PM
	AM	PM	AM	PM	AM	PM	AM	PM	AM	PM		
0:00	0	3	0	0	0	5	0	4	0	2	0	14
0:15	0	0	1	3	0	1	0	1	0	1	1	6
0:30	0	1	0	0	0	0	0	2	0	0	0	3
0:45	0	1	0	0	0	0	0	1	0	1	0	3
1:00	0	1	0	0	0	3	0	1	0	0	0	5
1:15	1	0	0	0	0	0	0	0	0	0	1	0
1:30	0	1	0	0	0	1	0	0	0	1	0	3
1:45	0	0	0	0	0	1	1	1	0	0	1	2
2:00	0	1	0	0	0	2	0	1	0	0	0	4
2:15	0	0	0	0	0	1	0	2	0	1	0	4
2:30	0	1	0	5	0	0	0	0	0	2	0	8
2:45	0	1	0	2	0	1	0	5	0	2	0	11
3:00	0	5	0	12	0	9	0	9	0	12	0	47
3:15	0	0	0	0	0	3	0	3	0	1	0	7
3:30	0	2	0	1	0	2	0	0	0	0	0	5
3:45	0	2	0	3	0	4	0	3	0	4	0	16
4:00	0	1	0	2	0	1	0	3	0	1	0	8
4:15	0	1	0	1	0	0	0	2	0	0	0	4
4:30	0	3	0	3	0	0	1	1	0	3	1	10
4:45	1	2	2	3	1	0	0	4	1	5	5	14
5:00	1	2	2	3	1	3	1	1	2	3	7	12
5:15	0	0	1	2	2	5	1	1	2	0	6	8
5:30	0	2	0	4	0	1	0	5	0	2	0	14
5:45	0	4	0	4	0	1	3	4	0	1	3	14
6:00	6	1	2	2	2	6	5	3	6	2	21	14
6:15	0	0	4	6	7	2	4	4	3	1	18	13
6:30	2	1	2	3	3	1	2	9	2	6	11	20
6:45	0	0	2	4	0	1	0	1	0	2	2	8
7:00	0	0	0	5	0	1	0	2	0	0	0	8
7:15	1	1	1	0	3	0	2	1	1	0	8	2
7:30	0	1	0	4	0	3	0	0	0	0	0	8
7:45	0	0	0	2	0	0	0	5	0	0	0	7
8:00	1	1	0	0	0	0	0	0	0	0	1	1
8:15	0	0	0	1	0	2	0	0	0	0	0	3
8:30	0	0	0	0	0	0	0	0	1	2	1	2
8:45	0	0	0	0	0	0	0	0	0	0	0	0
9:00	2	0	0	2	0	0	0	1	0	0	2	3
9:15	1	1	0	0	0	0	0	1	0	0	1	2
9:30	0	0	0	0	2	0	0	0	0	0	2	0
9:45	1	0	0	0	1	0	0	0	0	0	2	0
10:00	0	0	2	1	0	0	1	0	0	1	3	2
10:15	0	0	2	0	1	0	2	0	3	0	8	0
10:30	1	0	0	0	0	1	1	0	0	1	2	2
10:45	0	1	1	0	0	2	0	0	1	2	2	5
11:00	3	0	1	0	3	0	0	0	0	0	7	0
11:15	1	0	1	0	2	0	0	0	1	0	5	0
11:30	2	0	4	0	2	2	1	0	0	0	9	2
11:45	1	0	0	0	0	0	1	0	0	0	2	0
<b>Totals</b>	<b>25</b>	<b>41</b>	<b>28</b>	<b>78</b>	<b>30</b>	<b>65</b>	<b>26</b>	<b>81</b>	<b>23</b>	<b>59</b>	<b>132</b>	<b>324</b>
<b>Day Total</b>	<b>66</b>		<b>106</b>		<b>95</b>		<b>107</b>		<b>82</b>		<b>456</b>	
<b>AM Pct</b>	37.9%		26.4%		31.6%		24.3%		28.0%			

Peak Hour  
 Peak Volume  
 P.H.F

**AECOM**

7:00-8:00 AM	1	1	3	2	1	2
7:15-8:15 AM	2	1	3	2	1	2
7:30-8:30 AM	1	0	0	0	0	0
7:45-8:45 AM	1	0	0	0	1	0
8:00-9:00 AM	1	0	0	0	1	0

4:00-5:00 PM	7	9	1	10	9	7
4:15-5:15 PM	8	10	3	8	11	8
4:30-5:30 PM	7	11	8	7	11	9
4:45-5:45 PM	6	12	9	11	10	10
5:00-6:00 PM	8	13	10	11	6	10

Client: AECOM  
 File Number:  
 Route: L-20a  
 Location:

Site Ref: L-20a  
 Direction: OUT

Count Date	5/15/2023		5/16/2023		5/17/2023		5/18/2023		5/19/2023		AM	PM
	AM	PM	AM	PM	AM	PM	AM	PM	AM	PM		
0:00	0	0	0	0	0	3	0	7	0	2	0	12
0:15	0	1	0	0	0	0	0	0	0	1	0	2
0:30	0	0	0	1	0	0	1	0	0	2	1	3
0:45	0	1	0	2	0	0	0	0	0	0	0	3
1:00	0	2	0	1	0	1	0	0	0	0	0	4
1:15	0	1	0	1	0	2	0	2	0	0	0	6
1:30	0	2	0	2	0	0	0	0	0	0	0	4
1:45	0	1	0	0	0	0	0	0	0	0	0	1
2:00	0	0	0	1	0	0	0	1	0	3	0	5
2:15	0	0	0	1	0	2	0	1	0	0	0	4
2:30	0	0	0	1	0	2	0	1	0	0	0	4
2:45	0	0	0	0	0	0	0	0	0	2	0	2
3:00	0	1	0	1	0	1	0	1	0	2	0	6
3:15	0	0	0	1	0	0	0	0	0	2	0	3
3:30	0	0	0	0	0	1	0	2	0	1	0	4
3:45	0	2	0	3	0	4	0	1	0	4	0	14
4:00	0	0	0	2	0	0	0	2	0	3	0	7
4:15	0	0	0	4	0	2	0	4	0	2	0	12
4:30	0	1	0	7	0	1	0	2	0	0	0	11
4:45	0	2	0	3	0	0	0	2	0	0	0	7
5:00	0	0	0	0	1	0	0	2	0	0	1	2
5:15	0	2	2	2	0	0	2	6	0	0	4	10
5:30	0	4	1	2	0	1	0	5	0	0	1	12
5:45	3	5	3	6	4	3	4	3	4	2	18	19
6:00	0	1	1	4	3	2	2	3	4	3	10	13
6:15	0	0	4	2	2	1	2	2	1	0	9	5
6:30	2	2	0	3	0	0	0	4	1	1	3	10
6:45	0	0	1	2	0	0	0	1	0	0	1	3
7:00	1	1	0	0	1	1	0	0	0	2	2	4
7:15	0	0	0	0	1	1	0	0	1	0	2	1
7:30	3	0	1	1	4	0	3	0	1	0	12	1
7:45	2	1	0	0	2	0	1	0	2	0	7	1
8:00	1	2	0	2	4	0	2	1	2	0	9	5
8:15	3	0	1	0	1	1	3	0	1	0	9	1
8:30	2	1	0	1	1	2	0	0	1	0	4	4
8:45	2	0	1	0	2	0	2	1	3	0	10	1
9:00	5	1	5	3	5	1	2	4	0	0	17	9
9:15	3	0	1	1	2	0	3	1	0	0	9	2
9:30	8	1	2	0	1	0	4	0	4	0	19	1
9:45	3	0	6	0	6	0	6	0	4	0	25	0
10:00	2	0	9	0	2	0	9	0	3	1	25	1
10:15	9	0	9	0	13	0	8	0	4	0	43	0
10:30	2	0	9	0	9	0	8	0	2	0	30	0
10:45	0	0	2	0	3	1	3	0	2	0	10	1
11:00	0	0	2	0	1	0	4	0	3	0	10	0
11:15	1	0	6	0	2	0	2	0	1	0	12	0
11:30	1	0	1	0	4	1	2	1	1	0	9	2
11:45	2	0	1	0	0	0	1	0	0	0	4	0
<b>Totals</b>	<b>55</b>	<b>35</b>	<b>68</b>	<b>60</b>	<b>74</b>	<b>34</b>	<b>74</b>	<b>60</b>	<b>45</b>	<b>33</b>	<b>316</b>	<b>222</b>
<b>Day Total</b>	<b>90</b>		<b>128</b>		<b>108</b>		<b>134</b>		<b>78</b>		<b>538</b>	
<b>AM Pct</b>	61.1%		53.1%		68.5%		55.2%		57.7%			

Peak Hour  
 Peak Volume  
 P.H.F

**AECOM**

7:00-8:00 AM	6	1	8	4	4	5
7:15-8:15 AM	6	1	11	6	6	6
7:30-8:30 AM	9	2	11	9	6	7
7:45-8:45 AM	8	1	8	6	6	6
8:00-9:00 AM	8	2	8	7	7	6

4:00-5:00 PM	3	16	3	10	5	7
4:15-5:15 PM	3	14	3	10	2	6
4:30-5:30 PM	5	12	1	12	0	6
4:45-5:45 PM	8	7	1	15	0	6
5:00-6:00 PM	11	10	4	16	2	9

Client: AECOM  
 File Number:  
 Route: L-20b  
 Location:

Site Ref: L-20b  
 Direction: IN

Count Date	5/15/2023		5/16/2023		5/17/2023		5/18/2023		5/19/2023			
Count Time	AM	PM	AM	PM	AM	PM	AM	PM	AM	PM	AM	PM
0:00	0	7	1	4	1	4	0	7	0	11	2	33
0:15	0	7	0	7	0	12	0	2	0	7	0	35
0:30	0	3	0	0	0	5	0	11	1	14	1	33
0:45	0	6	0	11	0	12	0	9	2	5	2	43
1:00	1	5	1	6	1	6	1	15	1	6	5	38
1:15	0	5	1	4	0	8	0	6	0	5	1	28
1:30	0	5	0	4	3	4	1	7	1	8	5	28
1:45	0	7	1	5	0	7	0	4	0	4	1	27
2:00	1	5	0	5	0	5	0	10	0	6	1	31
2:15	0	7	1	4	0	8	0	6	1	9	2	34
2:30	0	7	0	9	0	9	0	5	0	8	0	38
2:45	1	10	1	5	1	6	1	6	1	7	5	34
3:00	1	4	0	5	0	3	1	11	0	7	2	30
3:15	0	11	2	4	2	6	1	10	1	2	6	33
3:30	2	8	2	7	2	7	1	12	1	6	8	40
3:45	2	4	1	6	1	3	1	6	1	4	6	23
4:00	0	4	1	10	1	8	0	10	0	8	2	40
4:15	1	9	1	9	3	5	2	8	3	6	10	37
4:30	2	6	2	1	2	8	4	5	4	12	14	32
4:45	4	8	3	9	2	11	5	10	2	7	16	45
5:00	5	3	9	7	3	8	2	11	5	4	24	33
5:15	8	6	5	5	6	7	7	8	6	0	32	26
5:30	13	6	10	4	10	8	9	7	8	9	50	34
5:45	24	8	20	5	23	5	25	6	18	7	110	31
6:00	18	3	26	8	24	8	26	13	29	7	123	39
6:15	48	8	51	13	47	13	63	7	36	9	245	50
6:30	36	7	53	7	38	7	44	11	45	6	216	38
6:45	37	5	42	4	31	7	44	5	38	8	192	29
7:00	22	6	32	16	33	8	25	10	21	12	133	52
7:15	43	1	33	2	31	5	34	2	38	2	179	12
7:30	36	5	37	4	38	9	40	2	31	6	182	26
7:45	33	3	40	5	34	3	40	11	39	11	186	33
8:00	31	5	31	6	41	7	27	2	31	3	161	23
8:15	29	2	35	0	37	3	39	7	16	2	156	14
8:30	35	3	24	4	44	2	39	4	30	2	172	15
8:45	36	4	36	4	43	3	38	2	41	1	194	14
9:00	34	3	39	1	46	0	45	1	38	3	202	8
9:15	44	1	35	1	42	1	42	1	41	1	204	5
9:30	35	0	40	3	32	0	30	2	33	3	170	8
9:45	38	0	37	1	31	0	22	0	17	1	145	2
10:00	33	2	28	2	27	3	25	0	23	0	136	7
10:15	18	2	26	0	18	0	24	0	20	1	106	3
10:30	11	0	12	0	14	0	14	0	21	0	72	0
10:45	10	1	7	0	16	0	13	0	9	1	55	2
11:00	15	1	9	1	8	2	6	1	9	1	47	6
11:15	8	0	5	0	7	0	12	0	8	0	40	0
11:30	9	0	10	0	7	1	6	0	5	0	37	1
11:45	12	0	12	0	7	1	13	0	6	0	50	1
<b>Totals</b>	<b>736</b>	<b>213</b>	<b>762</b>	<b>218</b>	<b>757</b>	<b>248</b>	<b>772</b>	<b>273</b>	<b>681</b>	<b>242</b>	<b>3708</b>	<b>1194</b>
<b>Day Total</b>	<b>949</b>		<b>980</b>		<b>1005</b>		<b>1045</b>		<b>923</b>		<b>4902</b>	
<b>AM Pct</b>	77.6%		77.8%		75.3%		73.9%		73.8%			

Peak Hour  
 Peak Volume  
 P.H.F

**AECOM**

<b>7:00-8:00 AM</b>	134	142	136	139	129	136
<b>7:15-8:15 AM</b>	143	141	144	141	139	142
<b>7:30-8:30 AM</b>	129	143	150	146	117	137
<b>7:45-8:45 AM</b>	128	130	156	145	116	135
<b>8:00-9:00 AM</b>	131	126	165	143	118	137

<b>4:00-5:00 PM</b>	27	29	32	33	33	31
<b>4:15-5:15 PM</b>	26	26	32	34	29	29
<b>4:30-5:30 PM</b>	23	22	34	34	23	27
<b>4:45-5:45 PM</b>	23	25	34	36	20	28
<b>5:00-6:00 PM</b>	23	21	28	32	20	25

Client: AECOM  
 File Number:  
 Route: L-20b  
 Location:

Site Ref: L-20b  
 Direction: OUT

Count Date	5/15/2023		5/16/2023		5/17/2023		5/18/2023		5/19/2023			
Count Time	AM	PM	AM	PM	AM	PM	AM	PM	AM	PM	AM	PM
0:00	0	5	2	7	4	7	0	5	3	10	9	34
0:15	0	10	0	7	0	6	2	17	1	14	3	54
0:30	1	10	0	7	2	8	0	7	3	4	6	36
0:45	0	8	0	13	0	14	0	7	1	16	1	58
1:00	0	6	1	6	0	9	0	16	0	7	1	44
1:15	1	11	1	10	1	10	0	10	0	8	3	49
1:30	0	10	3	10	1	7	2	9	4	11	10	47
1:45	1	16	0	7	0	8	1	9	0	12	2	52
2:00	1	17	0	9	1	10	0	18	5	16	7	70
2:15	3	15	0	16	1	18	1	10	0	12	5	71
2:30	0	18	0	11	1	17	1	25	0	20	2	91
2:45	0	29	0	15	0	25	0	20	0	33	0	122
3:00	0	30	0	32	3	41	0	39	0	29	3	171
3:15	0	36	0	29	0	28	0	30	0	19	0	142
3:30	0	32	0	46	0	35	0	51	0	40	0	204
3:45	0	15	0	32	0	34	0	32	0	32	0	145
4:00	0	29	0	42	0	35	0	43	1	37	1	186
4:15	0	43	0	49	0	29	0	41	0	32	0	194
4:30	0	47	0	48	0	46	2	39	0	32	2	212
4:45	2	46	2	46	3	47	2	44	3	36	12	219
5:00	0	35	0	44	0	47	0	62	2	47	2	235
5:15	1	63	0	46	0	48	0	41	0	41	1	239
5:30	1	45	2	46	0	48	0	40	0	27	3	206
5:45	2	41	3	26	4	33	1	31	3	23	13	154
6:00	0	34	4	38	3	33	2	35	1	25	10	165
6:15	7	37	5	36	7	44	3	26	6	17	28	160
6:30	6	33	8	27	7	26	2	29	7	22	30	137
6:45	9	17	9	34	11	27	9	25	6	14	44	117
7:00	4	14	7	12	3	37	8	30	8	21	30	114
7:15	2	24	4	29	4	34	4	28	4	15	18	130
7:30	4	24	0	35	0	31	1	36	2	43	7	169
7:45	2	9	5	25	2	24	5	28	4	15	18	101
8:00	2	17	1	13	3	15	3	20	1	12	10	77
8:15	4	14	1	11	7	14	3	15	4	11	19	65
8:30	3	9	1	8	2	11	2	7	1	7	9	42
8:45	4	10	3	6	3	8	2	7	1	4	13	35
9:00	2	7	2	0	10	1	3	2	4	3	21	13
9:15	6	10	4	6	8	4	11	6	6	2	35	28
9:30	6	4	3	4	3	2	1	3	4	7	17	20
9:45	10	0	7	3	5	4	12	5	9	4	43	16
10:00	8	1	5	3	8	4	4	2	4	2	29	12
10:15	6	3	7	2	5	0	5	1	5	3	28	9
10:30	4	0	1	1	8	2	5	0	5	3	23	6
10:45	6	4	6	2	11	2	2	2	7	3	32	13
11:00	10	2	11	3	14	3	5	2	3	1	43	11
11:15	9	0	7	1	15	0	9	1	6	1	46	3
11:30	8	2	7	0	12	2	5	2	9	1	41	7
11:45	6	1	12	2	9	3	9	1	7	1	43	8
<b>Totals</b>	<b>141</b>	<b>893</b>	<b>134</b>	<b>905</b>	<b>181</b>	<b>941</b>	<b>127</b>	<b>959</b>	<b>140</b>	<b>795</b>	<b>723</b>	<b>4493</b>
<b>Day Total</b>	<b>1034</b>		<b>1039</b>		<b>1122</b>		<b>1086</b>		<b>935</b>		<b>5216</b>	
<b>AM Pct</b>	13.6%		12.9%		16.1%		11.7%		15.0%			

Peak Hour  
 Peak Volume  
 P.H.F

**AECOM**

7:00-8:00 AM	12	16	9	18	18	15
7:15-8:15 AM	10	10	9	13	11	11
7:30-8:30 AM	12	7	12	12	11	11
7:45-8:45 AM	11	8	14	13	10	11
8:00-9:00 AM	13	6	15	10	7	10

4:00-5:00 PM	165	185	157	167	137	162
4:15-5:15 PM	171	187	169	186	147	172
4:30-5:30 PM	191	184	188	186	156	181
4:45-5:45 PM	189	182	190	187	151	180
5:00-6:00 PM	184	162	176	174	138	167



Client: AECOM  
 File Number:  
 Route: L-2a  
 Location:

Site Ref: L-2a  
 Direction: IN

Count Date Count Time	5/15/2023		5/16/2023		5/17/2023		5/18/2023		5/19/2023		AM	PM
	AM	PM	AM	PM	AM	PM	AM	PM	AM	PM		
0:00	1	6	0	13	1	12	0	19	0	9	2	59
0:15	1	12	0	11	0	11	0	15	0	15	1	64
0:30	0	13	0	17	0	12	0	8	0	14	0	64
0:45	0	13	0	18	0	15	0	15	0	16	0	77
1:00	1	12	0	23	0	15	1	14	0	12	2	76
1:15	1	8	1	14	1	10	0	14	0	14	3	60
1:30	0	9	0	18	0	10	0	9	2	14	2	60
1:45	0	19	0	6	1	15	0	14	0	11	1	65
2:00	0	10	1	7	2	12	0	14	1	10	4	53
2:15	3	14	1	11	1	10	2	14	0	9	7	58
2:30	0	9	0	6	0	9	0	8	0	8	0	40
2:45	0	7	0	13	1	10	1	6	1	8	3	44
3:00	1	9	0	7	0	10	0	8	1	4	2	38
3:15	1	1	0	5	0	9	0	6	1	11	2	32
3:30	0	5	3	7	5	6	2	14	1	8	11	40
3:45	1	12	1	14	0	8	1	11	0	4	3	49
4:00	1	2	1	12	2	4	0	12	0	7	4	37
4:15	1	2	2	9	1	20	1	1	1	3	6	35
4:30	7	6	4	6	6	14	4	7	4	4	25	37
4:45	8	7	4	6	6	6	2	5	8	2	28	26
5:00	8	4	10	6	12	4	11	0	11	3	52	17
5:15	17	4	11	3	10	8	10	1	11	3	59	19
5:30	13	6	18	6	21	3	25	2	16	3	93	20
5:45	41	0	41	11	38	6	39	5	40	3	199	25
6:00	37	4	44	10	40	11	25	2	26	1	172	28
6:15	66	3	65	3	75	9	68	3	78	3	352	21
6:30	102	3	112	6	107	5	95	3	101	2	517	19
6:45	111	2	128	6	110	2	92	6	98	2	539	18
7:00	63	2	61	2	59	7	43	6	64	5	290	22
7:15	77	0	59	5	60	1	62	1	56	1	314	8
7:30	57	0	61	0	72	0	71	2	44	0	305	2
7:45	75	1	70	0	74	1	66	1	76	3	361	6
8:00	56	4	74	1	56	1	53	3	48	1	287	10
8:15	53	3	52	1	43	2	37	5	39	0	224	11
8:30	45	0	42	2	42	1	44	2	45	0	218	5
8:45	47	2	38	3	36	0	32	1	37	0	190	6
9:00	32	1	23	1	26	1	32	2	22	1	135	6
9:15	13	1	27	1	28	1	26	0	31	1	125	4
9:30	21	0	21	1	17	1	20	2	18	4	97	8
9:45	19	1	24	2	13	1	20	3	20	4	96	11
10:00	13	0	16	1	20	0	17	0	14	3	80	4
10:15	18	0	14	0	8	1	19	0	17	0	76	1
10:30	11	1	11	0	18	0	14	0	10	1	64	2
10:45	7	0	15	0	7	0	17	0	20	0	66	0
11:00	6	0	18	0	17	1	15	0	14	0	70	1
11:15	4	0	8	3	15	0	10	0	11	1	48	4
11:30	7	0	21	2	9	0	14	1	7	0	58	3
11:45	16	1	14	1	20	0	14	2	7	2	71	6
<b>Totals</b>	<b>1062</b>	<b>219</b>	<b>1116</b>	<b>300</b>	<b>1080</b>	<b>285</b>	<b>1005</b>	<b>267</b>	<b>1001</b>	<b>230</b>	<b>5264</b>	<b>1301</b>
<b>Day Total</b>	<b>1281</b>		<b>1416</b>		<b>1365</b>		<b>1272</b>		<b>1231</b>		<b>6565</b>	
<b>AM Pct</b>	82.9%		78.8%		79.1%		79.0%		81.3%			

Peak Hour  
 Peak Volume  
 P.H.F

**AECOM**

<b>7:00-8:00 AM</b>	272	251	265	242	240	254
<b>7:15-8:15 AM</b>	265	264	262	252	224	253
<b>7:30-8:30 AM</b>	241	257	245	227	207	235
<b>7:45-8:45 AM</b>	229	238	215	200	208	218
<b>8:00-9:00 AM</b>	201	206	177	166	169	184

<b>4:00-5:00 PM</b>	17	33	44	25	16	27
<b>4:15-5:15 PM</b>	19	27	44	13	12	23
<b>4:30-5:30 PM</b>	21	21	32	13	12	20
<b>4:45-5:45 PM</b>	21	21	21	8	11	16
<b>5:00-6:00 PM</b>	14	26	21	8	12	16

Client: AECOM  
 File Number:  
 Route: L-2a  
 Location:

Site Ref: L-2a  
 Direction: OUT

Count Date	5/15/2023		5/16/2023		5/17/2023		5/18/2023		5/19/2023		AM	PM
	AM	PM	AM	PM	AM	PM	AM	PM	AM	PM		
0:00	1	15	0	21	0	16	1	16	3	20	5	88
0:15	1	17	0	19	2	19	0	19	1	18	4	92
0:30	0	17	1	18	0	10	0	10	0	20	1	75
0:45	0	8	0	24	0	18	0	17	0	19	0	86
1:00	1	16	0	9	0	24	1	21	0	14	2	84
1:15	0	22	0	8	1	8	0	15	2	16	3	69
1:30	1	16	0	25	0	22	2	23	1	28	4	114
1:45	0	11	0	15	1	11	0	17	1	20	2	74
2:00	0	26	0	31	3	30	1	29	1	17	5	133
2:15	1	25	1	32	1	28	0	23	2	24	5	132
2:30	1	22	0	36	0	32	0	37	0	26	1	153
2:45	0	29	0	27	0	25	0	28	0	35	0	144
3:00	0	33	0	29	0	21	0	35	0	28	0	146
3:15	0	26	0	30	0	27	0	35	0	21	0	139
3:30	0	42	0	58	0	59	0	48	0	48	0	255
3:45	0	44	0	31	0	47	1	32	0	33	1	187
4:00	0	55	0	50	0	50	0	43	0	45	0	243
4:15	0	39	0	45	0	46	0	68	1	50	1	248
4:30	0	51	0	48	0	61	0	41	0	45	0	246
4:45	1	48	0	51	0	49	0	48	0	43	1	239
5:00	0	62	2	63	0	59	0	52	0	58	2	294
5:15	0	48	0	49	0	43	0	61	1	65	1	266
5:30	0	43	0	43	1	45	0	34	0	43	1	208
5:45	0	37	1	57	0	42	1	36	4	43	6	215
6:00	1	34	1	40	2	42	0	41	1	24	5	181
6:15	2	41	1	41	0	57	0	33	0	25	3	197
6:30	0	31	0	25	2	26	2	20	1	22	5	124
6:45	1	13	3	26	2	23	1	20	3	25	10	107
7:00	8	16	2	25	5	26	4	24	4	9	23	100
7:15	2	25	7	28	5	27	2	23	6	17	22	120
7:30	7	56	10	50	9	47	11	28	10	48	47	229
7:45	2	30	6	42	3	43	6	32	5	22	22	169
8:00	4	23	4	23	9	30	7	14	8	15	32	105
8:15	11	10	9	16	2	10	1	11	9	9	32	56
8:30	17	9	12	8	6	13	4	17	4	7	43	54
8:45	3	3	8	2	6	6	6	8	7	4	30	23
9:00	14	1	8	9	10	2	7	3	12	1	51	16
9:15	4	1	13	2	7	3	8	0	5	3	37	9
9:30	5	4	10	3	6	2	2	4	13	2	36	15
9:45	1	2	13	2	4	5	7	4	8	1	33	14
10:00	5	4	14	1	8	3	11	8	12	5	50	21
10:15	6	0	11	1	9	1	4	1	1	3	31	6
10:30	17	2	17	1	12	1	5	1	3	2	54	7
10:45	8	0	11	2	11	1	7	0	17	3	54	6
11:00	18	1	17	1	7	2	13	0	15	1	70	5
11:15	9	3	11	4	16	1	9	0	15	4	60	12
11:30	15	6	17	5	7	4	9	5	8	2	56	22
11:45	12	4	8	4	12	1	14	1	17	3	63	13
<b>Totals</b>	<b>179</b>	<b>1071</b>	<b>218</b>	<b>1180</b>	<b>169</b>	<b>1168</b>	<b>147</b>	<b>1086</b>	<b>201</b>	<b>1036</b>	<b>914</b>	<b>5541</b>
<b>Day Total</b>	<b>1250</b>		<b>1398</b>		<b>1337</b>		<b>1233</b>		<b>1237</b>		<b>6455</b>	
<b>AM Pct</b>	14.3%		15.6%		12.6%		11.9%		16.2%			

Peak Hour  
 Peak Volume  
 P.H.F

**AECOM**

7:00-8:00 AM	19	25	22	23	25	23
7:15-8:15 AM	15	27	26	26	29	25
7:30-8:30 AM	24	29	23	25	32	27
7:45-8:45 AM	34	31	20	18	26	26
8:00-9:00 AM	35	33	23	18	28	27

4:00-5:00 PM	193	194	206	200	183	195
4:15-5:15 PM	200	207	215	209	196	205
4:30-5:30 PM	209	211	212	202	211	209
4:45-5:45 PM	201	206	196	195	209	201
5:00-6:00 PM	190	212	189	183	209	197

Client: AECOM  
 File Number:  
 Route: L-3b  
 Location:

Site Ref: L-3b  
 Direction: IN

Count Date	5/15/2023		5/16/2023		5/17/2023		5/18/2023		5/19/2023		AM	PM
	AM	PM	AM	PM	AM	PM	AM	PM	AM	PM		
0:00	2	2	2	4	3	1	0	1	0	0	7	8
0:15	0	2	0	0	1	4	0	1	0	2	1	9
0:30	0	2	0	1	0	5	0	1	0	6	0	15
0:45	0	4	0	3	0	0	1	4	0	2	1	13
1:00	0	6	0	2	0	4	0	3	0	2	0	17
1:15	0	5	0	9	0	2	0	1	0	4	0	21
1:30	0	5	0	4	0	6	0	8	0	3	0	26
1:45	0	11	0	3	0	4	0	5	0	2	0	25
2:00	0	4	0	3	0	2	1	8	0	2	1	19
2:15	0	3	0	3	1	6	0	5	0	4	1	21
2:30	1	1	0	2	0	8	0	4	0	7	1	22
2:45	0	2	0	4	0	5	0	6	0	3	0	20
3:00	0	2	1	3	0	4	0	2	0	3	1	14
3:15	0	3	0	4	0	2	0	2	0	3	0	14
3:30	1	4	0	4	0	1	0	1	0	5	1	15
3:45	0	5	2	8	0	6	0	8	2	2	4	29
4:00	2	8	1	6	2	2	0	0	1	7	6	23
4:15	0	2	0	5	0	2	2	8	2	5	4	22
4:30	3	4	1	4	0	4	2	7	3	4	9	23
4:45	7	5	6	2	4	8	3	12	3	5	23	32
5:00	4	6	5	5	7	3	2	6	6	5	24	25
5:15	2	7	3	9	3	4	5	3	6	4	19	27
5:30	9	3	3	5	8	3	6	5	6	7	32	23
5:45	3	1	13	4	13	10	5	5	12	3	46	23
6:00	6	1	15	4	7	4	10	2	7	5	45	16
6:15	21	7	18	4	20	8	7	6	9	3	75	28
6:30	21	0	30	6	24	2	26	4	25	7	126	19
6:45	15	11	19	6	15	5	14	5	8	5	71	32
7:00	6	3	4	1	3	5	4	1	1	3	18	13
7:15	1	5	3	2	8	2	6	1	7	0	25	10
7:30	9	3	9	3	6	2	4	0	5	1	33	9
7:45	9	1	4	1	8	4	6	5	8	1	35	12
8:00	4	2	6	2	12	2	1	3	2	0	25	9
8:15	3	1	3	5	0	4	6	3	5	2	17	15
8:30	7	0	4	3	7	0	0	1	4	2	22	6
8:45	5	1	5	0	1	0	8	2	1	1	20	4
9:00	9	0	2	1	6	0	2	2	6	1	25	4
9:15	0	2	1	3	0	0	2	2	3	0	6	7
9:30	2	1	4	3	1	0	3	2	1	6	11	12
9:45	1	0	8	2	3	0	3	2	5	1	20	5
10:00	0	1	2	3	2	1	1	1	2	0	7	6
10:15	3	0	3	0	0	0	3	1	1	1	10	2
10:30	4	0	5	2	2	0	4	1	0	4	15	7
10:45	1	0	3	3	4	7	4	5	4	1	16	16
11:00	3	0	2	2	2	1	2	0	4	0	13	3
11:15	4	0	6	0	8	0	7	1	0	1	25	2
11:30	1	0	2	1	6	0	9	0	6	2	24	3
11:45	1	1	5	0	1	0	6	2	2	0	15	3
<b>Totals</b>	<b>170</b>	<b>137</b>	<b>200</b>	<b>154</b>	<b>188</b>	<b>143</b>	<b>165</b>	<b>158</b>	<b>157</b>	<b>137</b>	<b>880</b>	<b>729</b>
<b>Day Total</b>	<b>307</b>		<b>354</b>		<b>331</b>		<b>323</b>		<b>294</b>		<b>1609</b>	
<b>AM Pct</b>	55.4%		56.5%		56.8%		51.1%		53.4%			

Peak Hour  
 Peak Volume  
 P.H.F

**AECOM**

7:00-8:00 AM	25	20	25	20	21	22
7:15-8:15 AM	23	22	34	17	22	24
7:30-8:30 AM	25	22	26	17	20	22
7:45-8:45 AM	23	17	27	13	19	20
8:00-9:00 AM	19	18	20	15	12	17

4:00-5:00 PM	19	17	16	27	21	20
4:15-5:15 PM	17	16	17	33	19	20
4:30-5:30 PM	22	20	19	28	18	21
4:45-5:45 PM	21	21	18	26	21	21
5:00-6:00 PM	17	23	20	19	19	20

Client: AECOM  
 File Number:  
 Route: L-3b  
 Location:

Site Ref: L-3b  
 Direction: OUT

Count Date Count Time	5/15/2023		5/16/2023		5/17/2023		5/18/2023		5/19/2023		AM	PM
	AM	PM	AM	PM	AM	PM	AM	PM	AM	PM		
0:00	0	0	1	4	1	0	0	6	0	3	2	13
0:15	0	2	0	1	0	3	0	3	0	5	0	14
0:30	0	4	0	2	1	3	1	1	0	2	2	12
0:45	0	5	0	4	0	4	0	3	0	4	0	20
1:00	0	6	0	3	1	6	1	9	1	0	3	24
1:15	0	2	2	9	0	6	2	3	0	5	4	25
1:30	0	10	0	13	1	7	0	7	0	8	1	45
1:45	0	5	0	5	0	0	1	3	0	3	1	16
2:00	0	10	0	5	1	7	4	9	0	8	5	39
2:15	2	4	1	4	1	9	0	10	0	3	4	30
2:30	0	3	0	1	0	7	0	11	0	14	0	36
2:45	0	1	0	11	0	3	0	6	0	6	0	27
3:00	1	8	0	6	0	8	0	5	0	6	1	33
3:15	0	7	0	9	1	6	0	5	0	5	1	32
3:30	0	9	0	11	0	15	0	11	0	9	0	55
3:45	0	3	0	4	0	4	0	5	0	8	0	24
4:00	0	13	0	11	0	3	0	2	0	4	0	33
4:15	0	1	0	5	0	12	0	5	0	7	0	30
4:30	1	6	0	4	0	7	0	5	1	4	2	26
4:45	0	6	0	8	0	4	0	3	0	10	0	31
5:00	0	8	0	5	0	11	0	7	0	2	0	33
5:15	0	1	0	1	1	6	1	3	1	1	3	12
5:30	0	1	1	10	0	2	0	6	2	3	3	22
5:45	4	1	2	4	3	7	3	6	5	5	17	23
6:00	0	3	2	10	0	5	1	0	0	3	3	21
6:15	1	6	2	4	3	5	0	5	1	0	7	20
6:30	3	4	0	9	6	6	3	6	0	6	12	31
6:45	6	2	14	1	13	3	6	3	0	3	39	12
7:00	5	2	4	5	7	3	5	4	7	4	28	18
7:15	6	6	7	5	7	2	5	5	15	4	40	22
7:30	5	16	4	13	12	19	15	29	12	16	48	93
7:45	7	11	7	9	5	6	3	8	0	10	22	44
8:00	4	11	5	13	7	8	0	10	0	2	16	44
8:15	1	5	2	5	4	2	4	4	1	2	12	18
8:30	4	0	9	3	9	1	1	3	5	4	28	11
8:45	3	2	5	1	7	2	2	3	3	2	20	10
9:00	6	2	3	4	3	4	2	2	4	1	18	13
9:15	1	2	0	2	8	2	1	2	3	1	13	9
9:30	2	5	2	2	6	4	7	4	1	3	18	18
9:45	2	0	5	1	0	0	4	1	2	2	13	4
10:00	2	0	3	4	0	2	3	3	3	1	11	10
10:15	2	2	4	1	0	1	4	2	0	3	10	9
10:30	4	2	4	2	3	4	4	0	4	1	19	9
10:45	2	0	7	1	4	3	8	2	6	0	27	6
11:00	4	2	5	4	1	3	4	4	2	6	16	19
11:15	1	2	7	3	8	2	3	5	2	0	21	12
11:30	3	0	1	0	5	3	10	0	5	4	24	7
11:45	3	0	4	2	2	2	3	0	1	0	13	4
<b>Totals</b>	<b>85</b>	<b>201</b>	<b>113</b>	<b>244</b>	<b>131</b>	<b>232</b>	<b>111</b>	<b>239</b>	<b>87</b>	<b>203</b>	<b>527</b>	<b>1119</b>
<b>Day Total</b>	<b>286</b>		<b>357</b>		<b>363</b>		<b>350</b>		<b>290</b>		<b>1646</b>	
<b>AM Pct</b>	29.7%		31.7%		36.1%		31.7%		30.0%			

Peak Hour  
 Peak Volume  
 P.H.F

**AECOM**

7:00-8:00 AM	23	22	31	28	34	28
7:15-8:15 AM	22	23	31	23	27	25
7:30-8:30 AM	17	18	28	22	13	20
7:45-8:45 AM	16	23	25	8	6	16
8:00-9:00 AM	12	21	27	7	9	15

4:00-5:00 PM	26	28	26	15	25	24
4:15-5:15 PM	21	22	34	20	23	24
4:30-5:30 PM	21	18	28	18	17	20
4:45-5:45 PM	16	24	23	19	16	20
5:00-6:00 PM	11	20	26	22	11	18

Client: AECOM  
 File Number:  
 Route: L-9a  
 Location:

Site Ref: L-9a  
 Direction: IN

Count Date	5/15/2023		5/16/2023		5/17/2023		5/18/2023		5/19/2023		AM	PM
	AM	PM	AM	PM	AM	PM	AM	PM	AM	PM		
0:00	0	3	2	3	1	2	0	1	1	2	4	11
0:15	0	1	0	2	0	3	1	3	0	2	1	11
0:30	0	4	2	4	2	3	2	0	2	3	8	14
0:45	0	4	2	3	1	3	2	4	2	3	7	17
1:00	0	4	0	6	1	2	0	6	0	3	1	21
1:15	0	3	0	2	0	1	0	1	0	1	0	8
1:30	0	3	0	2	0	2	0	3	0	5	0	15
1:45	1	4	0	2	0	7	0	5	0	4	1	22
2:00	0	5	0	3	0	1	0	0	0	2	0	11
2:15	0	1	0	1	0	2	0	1	0	1	0	6
2:30	0	6	0	1	1	2	0	0	0	4	1	13
2:45	0	7	0	6	0	5	0	3	0	1	0	22
3:00	0	8	0	3	0	2	0	5	0	3	0	21
3:15	0	2	0	3	0	3	0	3	0	3	0	14
3:30	0	2	0	1	0	1	0	1	0	0	0	5
3:45	1	3	1	2	0	3	0	3	0	2	2	13
4:00	2	0	0	6	1	5	0	2	1	1	4	14
4:15	0	2	0	1	0	1	0	2	0	2	0	8
4:30	0	2	0	0	0	1	0	0	0	0	0	3
4:45	0	2	0	0	0	2	0	1	0	0	0	5
5:00	0	2	0	1	0	0	0	3	0	1	0	7
5:15	0	4	0	1	1	3	3	3	1	2	5	13
5:30	0	5	2	0	0	0	0	0	0	0	2	5
5:45	1	4	2	0	3	0	1	1	1	1	8	6
6:00	2	0	1	0	2	0	1	0	4	0	10	0
6:15	1	3	1	1	1	0	2	0	1	1	6	5
6:30	1	1	2	1	2	1	1	1	0	1	6	5
6:45	3	2	2	1	1	2	3	0	1	0	10	5
7:00	2	1	1	1	3	1	1	1	3	1	10	5
7:15	0	0	2	0	0	0	4	0	1	1	7	1
7:30	0	0	0	1	1	0	0	0	0	0	1	1
7:45	6	0	4	0	1	1	1	0	0	1	12	2
8:00	4	0	1	0	1	1	2	0	3	0	11	1
8:15	3	3	4	2	2	1	3	2	3	3	15	11
8:30	1	1	1	0	0	0	3	1	0	1	5	3
8:45	0	1	0	0	1	0	0	0	1	0	2	1
9:00	1	0	1	1	3	0	1	0	2	0	8	1
9:15	1	0	3	2	3	1	3	1	0	0	10	4
9:30	1	2	2	1	1	0	3	0	1	2	8	5
9:45	1	0	1	2	1	0	1	0	1	0	5	2
10:00	7	0	6	0	4	0	7	1	6	1	30	2
10:15	2	0	1	1	3	0	1	0	2	2	9	3
10:30	3	0	2	0	2	1	3	0	2	0	12	1
10:45	0	1	1	0	1	0	1	0	2	0	5	1
11:00	1	0	3	0	4	0	1	0	2	0	11	0
11:15	2	0	1	0	3	0	2	0	2	0	10	0
11:30	3	0	4	0	6	0	3	0	3	0	19	0
11:45	0	0	0	1	2	0	0	0	3	0	5	1
<b>Totals</b>	<b>50</b>	<b>96</b>	<b>55</b>	<b>68</b>	<b>59</b>	<b>63</b>	<b>56</b>	<b>58</b>	<b>51</b>	<b>60</b>	<b>271</b>	<b>345</b>
<b>Day Total</b>	<b>146</b>		<b>123</b>		<b>122</b>		<b>114</b>		<b>111</b>		<b>616</b>	
<b>AM Pct</b>	34.2%		44.7%		48.4%		49.1%		45.9%			

Peak Hour  
 Peak Volume  
 P.H.F

**AECOM**

7:00-8:00 AM	8	7	5	6	4	6
7:15-8:15 AM	10	7	3	7	4	6
7:30-8:30 AM	13	9	5	6	6	8
7:45-8:45 AM	14	10	4	9	6	9
8:00-9:00 AM	8	6	4	8	7	7

4:00-5:00 PM	6	7	9	5	3	6
4:15-5:15 PM	8	2	4	6	3	5
4:30-5:30 PM	10	2	6	7	3	6
4:45-5:45 PM	13	2	5	7	3	6
5:00-6:00 PM	15	2	3	7	4	6

Client: AECOM  
 File Number:  
 Route: L-9a  
 Location:

Site Ref: L-9a  
 Direction: OUT

Count Date	5/15/2023		5/16/2023		5/17/2023		5/18/2023		5/19/2023		AM	PM
	AM	PM	AM	PM	AM	PM	AM	PM	AM	PM		
0:00	0	1	1	2	0	2	0	1	0	3	1	9
0:15	0	3	0	1	0	3	2	2	0	5	2	14
0:30	1	2	0	2	0	2	0	2	0	0	1	8
0:45	0	5	0	2	0	3	0	1	0	3	0	14
1:00	0	4	0	2	1	4	0	3	0	3	1	16
1:15	0	3	0	2	0	2	1	4	0	2	1	13
1:30	0	2	0	1	0	0	0	1	0	3	0	7
1:45	0	7	0	6	0	5	0	5	0	7	0	30
2:00	0	3	0	2	0	2	0	1	0	3	0	11
2:15	0	3	0	4	0	6	0	3	0	4	0	20
2:30	0	3	0	3	0	2	0	3	0	1	0	12
2:45	0	1	0	1	0	1	0	2	0	1	0	6
3:00	0	4	0	0	0	1	0	0	0	0	0	5
3:15	1	4	0	2	0	1	0	2	0	1	1	10
3:30	0	2	0	2	1	4	0	4	0	3	1	15
3:45	0	3	0	0	0	2	0	0	0	3	0	8
4:00	0	4	0	5	0	2	0	3	0	1	0	15
4:15	0	2	0	1	0	1	0	0	0	2	0	6
4:30	0	2	1	6	1	3	0	5	0	6	2	22
4:45	1	2	0	1	1	4	0	1	0	0	2	8
5:00	0	2	0	1	0	1	0	1	1	0	1	5
5:15	0	2	0	1	0	0	1	0	0	1	1	4
5:30	1	3	2	2	1	2	1	1	1	1	6	9
5:45	1	3	0	0	1	1	0	2	0	2	2	8
6:00	3	1	4	0	5	0	5	0	4	0	21	1
6:15	1	2	0	1	1	1	0	1	0	1	2	6
6:30	2	1	2	0	4	0	2	0	2	1	12	2
6:45	0	1	0	4	0	0	1	1	1	1	2	7
7:00	0	1	0	0	0	2	0	0	0	0	0	3
7:15	3	2	2	1	4	2	8	0	5	0	22	5
7:30	1	1	2	1	1	2	1	1	1	1	6	6
7:45	1	0	1	0	1	0	0	0	0	0	3	0
8:00	1	0	2	0	0	1	1	0	1	1	5	2
8:15	4	0	1	1	1	2	1	0	0	0	7	3
8:30	3	1	3	0	0	1	2	1	3	3	11	6
8:45	2	2	0	0	3	0	0	2	1	0	6	4
9:00	2	0	1	1	1	0	2	1	2	1	8	3
9:15	2	0	2	0	3	0	5	0	1	0	13	0
9:30	0	0	1	0	1	0	1	0	1	1	4	1
9:45	1	0	1	1	1	0	4	0	0	0	7	1
10:00	0	0	2	0	0	0	1	0	0	1	3	1
10:15	4	1	1	1	4	0	4	0	4	0	17	2
10:30	1	0	1	1	1	0	3	0	3	1	9	2
10:45	2	1	3	0	3	1	1	0	0	1	9	3
11:00	0	0	2	0	0	0	1	0	0	0	3	0
11:15	3	0	3	0	2	0	2	1	2	0	12	1
11:30	2	1	5	0	2	0	2	0	2	0	13	1
11:45	3	0	2	1	2	0	2	0	4	0	13	1
<b>Totals</b>	<b>46</b>	<b>85</b>	<b>45</b>	<b>62</b>	<b>46</b>	<b>66</b>	<b>54</b>	<b>55</b>	<b>39</b>	<b>68</b>	<b>230</b>	<b>336</b>
<b>Day Total</b>	<b>131</b>		<b>107</b>		<b>112</b>		<b>109</b>		<b>107</b>		<b>566</b>	
<b>AM Pct</b>	35.1%		42.1%		41.1%		49.5%		36.4%			

Peak Hour  
 Peak Volume  
 P.H.F

**AECOM**

7:00-8:00 AM	5	5	6	9	6	6
7:15-8:15 AM	6	7	6	10	7	7
7:30-8:30 AM	7	6	3	3	2	4
7:45-8:45 AM	9	7	2	4	4	5
8:00-9:00 AM	10	6	4	4	5	6

4:00-5:00 PM	10	13	10	9	9	10
4:15-5:15 PM	8	9	9	7	8	8
4:30-5:30 PM	8	9	8	7	7	8
4:45-5:45 PM	9	5	7	3	2	5
5:00-6:00 PM	10	4	4	4	4	5

Client: AECOM  
 File Number:  
 Route: PS-1a  
 Location:

Site Ref: PS-1a  
 Direction: IN

Count Date	5/15/2023		5/16/2023		5/17/2023		5/18/2023		5/19/2023		AM	PM
	AM	PM	AM	PM	AM	PM	AM	PM	AM	PM		
0:00	0	3	0	3	1	7	0	11	0	4	1	28
0:15	0	3	0	8	0	10	0	4	0	6	0	31
0:30	0	8	0	11	0	9	0	6	0	10	0	44
0:45	0	6	0	7	2	5	1	14	0	7	3	39
1:00	0	8	0	6	0	4	0	8	1	14	1	40
1:15	0	7	0	4	0	14	0	7	0	15	0	47
1:30	0	7	0	11	0	13	1	6	0	9	1	46
1:45	0	8	0	5	0	5	1	13	0	6	1	37
2:00	0	5	0	12	0	7	0	13	0	7	0	44
2:15	0	12	0	13	0	13	0	7	0	10	0	55
2:30	0	12	0	14	0	7	0	5	0	6	0	44
2:45	0	4	0	4	0	4	0	5	0	3	0	20
3:00	0	1	0	2	0	8	0	4	0	5	0	20
3:15	0	4	0	2	0	0	1	0	0	8	1	14
3:30	0	0	0	4	1	8	2	4	1	1	4	17
3:45	0	6	0	4	0	2	0	10	1	9	1	31
4:00	0	5	1	3	3	3	1	2	3	6	8	19
4:15	1	7	0	3	4	8	0	6	0	4	5	28
4:30	1	2	3	4	2	6	2	1	0	1	8	14
4:45	4	0	5	1	2	0	1	1	3	0	15	2
5:00	1	4	2	3	1	3	1	2	1	0	6	12
5:15	10	0	4	0	3	0	6	2	4	1	27	3
5:30	3	0	4	2	10	1	8	0	5	1	30	4
5:45	7	11	9	0	10	6	8	3	7	2	41	22
6:00	12	6	4	10	10	4	7	3	6	4	39	27
6:15	6	3	12	6	7	7	10	10	4	9	39	35
6:30	15	3	13	9	12	5	10	4	8	3	58	24
6:45	12	4	3	4	10	0	4	0	3	0	32	8
7:00	5	2	5	3	8	6	10	2	6	2	34	15
7:15	4	1	8	4	14	1	6	1	11	2	43	9
7:30	4	0	10	0	6	1	6	3	6	0	32	4
7:45	11	1	5	0	5	3	5	0	7	0	33	4
8:00	8	1	7	0	13	1	1	2	4	0	33	4
8:15	4	0	7	1	7	0	10	1	9	0	37	2
8:30	12	3	8	1	4	0	8	1	7	0	39	5
8:45	1	0	4	6	2	0	1	2	6	0	14	8
9:00	5	1	4	1	10	1	4	4	4	0	27	7
9:15	3	2	4	2	0	2	11	0	1	0	19	6
9:30	3	1	6	3	8	0	13	1	5	0	35	5
9:45	6	2	7	1	3	0	3	1	6	1	25	5
10:00	5	4	4	4	0	5	7	4	9	2	25	19
10:15	4	7	3	2	5	3	8	2	3	0	23	14
10:30	3	7	12	4	9	2	4	3	5	3	33	19
10:45	3	0	7	0	0	1	4	2	0	0	14	3
11:00	4	1	4	1	0	0	13	0	2	0	23	2
11:15	9	1	5	1	6	2	10	0	3	0	33	4
11:30	2	0	3	3	15	0	1	1	4	0	25	4
11:45	3	0	10	2	4	0	2	0	6	0	25	2
<b>Totals</b>	<b>171</b>	<b>173</b>	<b>183</b>	<b>194</b>	<b>197</b>	<b>187</b>	<b>191</b>	<b>181</b>	<b>151</b>	<b>161</b>	<b>893</b>	<b>896</b>
<b>Day Total</b>	<b>344</b>		<b>377</b>		<b>384</b>		<b>372</b>		<b>312</b>		<b>1789</b>	
<b>AM Pct</b>	49.7%		48.5%		51.3%		51.3%		48.4%			

Peak Hour  
 Peak Volume  
 P.H.F

**AECOM**

7:00-8:00 AM	24	28	33	27	30	28
7:15-8:15 AM	27	30	38	18	28	28
7:30-8:30 AM	27	29	31	22	26	27
7:45-8:45 AM	35	27	29	24	27	28
8:00-9:00 AM	25	26	26	20	26	25

4:00-5:00 PM	14	11	17	10	11	13
4:15-5:15 PM	13	11	17	10	5	11
4:30-5:30 PM	6	8	9	6	2	6
4:45-5:45 PM	4	6	4	5	2	4
5:00-6:00 PM	15	5	10	7	4	8

Client: AECOM  
 File Number:  
 Route: PS-1a  
 Location:

Site Ref: PS-1a  
 Direction: OUT

Count Date	5/15/2023		5/16/2023		5/17/2023		5/18/2023		5/19/2023		AM	PM
	AM	PM	AM	PM	AM	PM	AM	PM	AM	PM		
0:00	4	9	6	9	2	6	3	9	4	9	19	42
0:15	3	11	0	7	3	9	1	13	2	8	9	48
0:30	1	13	1	16	3	12	5	6	3	10	13	57
0:45	1	10	2	7	2	17	2	11	4	6	11	51
1:00	2	6	5	8	8	8	5	7	3	9	23	38
1:15	0	13	3	8	3	10	5	14	3	8	14	53
1:30	1	12	3	18	1	20	1	15	1	11	7	76
1:45	1	8	1	9	1	16	6	11	1	8	10	52
2:00	0	17	0	5	3	13	5	17	2	16	10	68
2:15	0	7	3	8	3	13	0	11	3	17	9	56
2:30	0	12	3	13	0	14	1	19	0	21	4	79
2:45	1	7	1	14	3	10	0	12	1	18	6	61
3:00	1	16	3	21	2	14	0	20	2	23	8	94
3:15	0	16	2	16	2	20	0	21	1	13	5	86
3:30	0	28	0	22	0	34	0	27	0	28	0	139
3:45	0	18	1	21	2	16	1	27	2	18	6	100
4:00	0	17	1	12	3	21	0	16	1	8	5	74
4:15	0	19	0	25	1	28	3	22	2	8	6	102
4:30	2	18	5	19	2	27	8	17	5	19	22	100
4:45	0	23	1	24	0	22	2	15	0	15	3	99
5:00	0	18	2	28	1	22	1	25	0	26	4	119
5:15	2	30	1	28	2	17	0	22	0	29	5	126
5:30	0	24	0	31	3	19	0	24	2	13	5	111
5:45	1	20	1	20	1	24	1	15	1	16	5	95
6:00	4	17	4	18	1	22	2	18	3	9	14	84
6:15	1	19	2	14	4	13	2	15	3	18	12	79
6:30	2	21	1	17	6	15	6	18	4	17	19	88
6:45	1	26	7	15	6	17	9	11	2	12	25	81
7:00	18	9	18	12	23	12	20	14	24	18	103	65
7:15	28	11	32	11	27	12	33	11	35	19	155	64
7:30	34	16	35	19	36	18	38	16	25	10	168	79
7:45	18	13	12	9	25	17	23	12	5	7	83	58
8:00	10	9	7	7	4	13	8	7	1	7	30	43
8:15	3	7	5	4	3	9	1	8	5	6	17	34
8:30	2	3	4	11	2	4	2	8	2	6	12	32
8:45	4	5	1	3	2	7	1	5	5	4	13	24
9:00	6	5	4	4	4	6	4	6	2	3	20	24
9:15	2	5	2	9	3	2	1	2	3	4	11	22
9:30	3	7	3	5	6	4	5	7	2	5	19	28
9:45	1	4	3	6	2	10	2	3	4	6	12	29
10:00	1	8	4	5	2	6	3	7	2	4	12	30
10:15	4	3	7	4	4	5	9	8	6	4	30	24
10:30	6	6	3	9	8	8	2	3	8	3	27	29
10:45	0	11	7	9	8	6	8	13	4	10	27	49
11:00	2	6	0	16	11	16	11	9	7	8	31	55
11:15	3	11	6	14	15	12	6	8	10	13	40	58
11:30	5	16	7	17	10	18	5	16	5	12	32	79
11:45	4	2	8	6	4	2	14	7	9	3	39	20
<b>Totals</b>	<b>182</b>	<b>612</b>	<b>227</b>	<b>633</b>	<b>267</b>	<b>666</b>	<b>265</b>	<b>628</b>	<b>219</b>	<b>565</b>	<b>1160</b>	<b>3104</b>
<b>Day Total</b>	<b>794</b>		<b>860</b>		<b>933</b>		<b>893</b>		<b>784</b>		<b>4264</b>	
<b>AM Pct</b>	22.9%		26.4%		28.6%		29.7%		27.9%			

Peak Hour  
 Peak Volume  
 P.H.F

**AECOM**

7:00-8:00 AM	98	97	111	114	89	102
7:15-8:15 AM	90	86	92	102	66	87
7:30-8:30 AM	65	59	68	70	36	60
7:45-8:45 AM	33	28	34	34	13	28
8:00-9:00 AM	19	17	11	12	13	14

4:00-5:00 PM	77	80	98	70	50	75
4:15-5:15 PM	78	96	99	79	68	84
4:30-5:30 PM	89	99	88	79	89	89
4:45-5:45 PM	95	111	80	86	83	91
5:00-6:00 PM	92	107	82	86	84	90



Client: AECOM  
 File Number:  
 Route: PS-1b  
 Location:

Site Ref: PS-1b  
 Direction: IN

Count Date	5/15/2023		5/16/2023		5/17/2023		5/18/2023		5/19/2023			
Count Time	AM	PM	AM	PM	AM	PM	AM	PM	AM	PM	AM	PM
0:00	0	9	1	12	3	6	0	6	2	15	6	48
0:15	0	9	0	14	0	6	0	17	0	10	0	56
0:30	0	14	0	15	0	8	0	14	1	16	1	67
0:45	1	10	1	12	0	18	0	11	0	13	2	64
1:00	0	13	0	13	1	9	0	11	0	10	1	56
1:15	0	26	0	18	0	16	0	17	0	21	0	98
1:30	0	17	0	14	0	9	1	17	0	19	1	76
1:45	0	10	0	8	0	10	1	11	0	10	1	49
2:00	0	14	0	22	0	8	0	14	1	15	1	73
2:15	0	7	0	12	1	19	0	11	1	13	2	62
2:30	0	17	2	14	0	15	1	13	0	12	3	71
2:45	0	2	1	17	0	7	0	17	1	11	2	54
3:00	0	9	0	10	0	7	0	11	0	4	0	41
3:15	0	9	0	14	0	8	0	13	0	8	0	52
3:30	1	5	0	9	0	8	0	4	0	8	1	34
3:45	0	9	0	11	1	10	1	4	0	7	2	41
4:00	1	13	1	7	2	7	1	4	0	8	5	39
4:15	1	5	1	5	1	3	1	6	1	7	5	26
4:30	2	5	4	5	4	8	0	4	4	3	14	25
4:45	4	4	0	7	4	10	5	11	3	9	16	41
5:00	4	6	9	6	5	4	5	8	1	7	24	31
5:15	5	10	4	8	3	8	3	6	2	4	17	36
5:30	6	3	12	4	11	7	10	2	7	4	46	20
5:45	19	5	21	11	22	7	13	6	11	5	86	34
6:00	18	21	18	14	18	20	17	21	13	5	84	81
6:15	29	29	31	30	31	22	29	24	25	22	145	127
6:30	32	23	28	28	38	21	39	18	28	17	165	107
6:45	26	6	20	8	18	11	25	5	23	3	112	33
7:00	17	9	22	6	20	9	16	5	17	1	92	30
7:15	23	8	24	4	18	4	14	4	15	6	94	26
7:30	16	3	17	7	20	7	15	2	17	4	85	23
7:45	15	3	22	6	19	4	24	1	11	2	91	16
8:00	20	4	17	3	20	4	21	4	18	3	96	18
8:15	23	2	22	2	19	1	26	2	22	5	112	12
8:30	27	1	24	3	26	1	16	3	17	2	110	10
8:45	21	3	21	2	22	2	24	2	20	3	108	12
9:00	17	0	20	3	19	1	14	1	17	2	87	7
9:15	12	0	13	2	18	3	16	1	10	1	69	7
9:30	19	0	15	3	16	2	23	3	16	1	89	9
9:45	14	4	14	2	20	5	18	2	12	1	78	14
10:00	10	0	10	4	17	1	16	2	20	2	73	9
10:15	18	4	23	3	15	10	15	5	17	11	88	33
10:30	15	7	17	3	15	5	19	5	14	4	80	24
10:45	9	1	22	3	15	1	17	1	10	2	73	8
11:00	13	0	13	1	13	2	13	1	13	0	65	4
11:15	10	3	15	1	22	0	19	3	19	2	85	9
11:30	6	1	11	0	14	0	11	0	11	0	53	1
11:45	10	0	9	0	13	1	17	1	10	0	59	2
<b>Totals</b>	<b>464</b>	<b>363</b>	<b>505</b>	<b>406</b>	<b>524</b>	<b>355</b>	<b>506</b>	<b>354</b>	<b>430</b>	<b>338</b>	<b>2429</b>	<b>1816</b>
<b>Day Total</b>	<b>827</b>		<b>911</b>		<b>879</b>		<b>860</b>		<b>768</b>		<b>4245</b>	
<b>AM Pct</b>	56.1%		55.4%		59.6%		58.8%		56.0%			

Peak Hour  
 Peak Volume  
 P.H.F

**AECOM**

7:00-8:00 AM	71	85	77	69	60	72
7:15-8:15 AM	74	80	77	74	61	73
7:30-8:30 AM	74	78	78	86	68	77
7:45-8:45 AM	85	85	84	87	68	82
8:00-9:00 AM	91	84	87	87	77	85

4:00-5:00 PM	27	24	28	25	27	26
4:15-5:15 PM	20	23	25	29	26	25
4:30-5:30 PM	25	26	30	29	23	27
4:45-5:45 PM	23	25	29	27	24	26
5:00-6:00 PM	24	29	26	22	20	24

Client: AECOM  
 File Number:  
 Route: PS-1b  
 Location:

Site Ref: PS-1b  
 Direction: OUT

Count Date	5/15/2023		5/16/2023		5/17/2023		5/18/2023		5/19/2023			
Count Time	AM	PM	AM	PM	AM	PM	AM	PM	AM	PM	AM	PM
0:00	2	13	4	9	2	11	0	12	2	14	10	59
0:15	1	14	0	7	4	6	0	8	2	7	7	42
0:30	1	9	2	13	2	9	5	9	2	21	12	61
0:45	3	10	2	14	2	8	0	5	1	8	8	45
1:00	1	12	2	8	1	9	2	12	1	16	7	57
1:15	1	11	0	6	0	17	1	11	1	9	3	54
1:30	1	14	0	21	3	22	1	13	1	17	6	87
1:45	1	7	1	8	0	10	1	14	0	8	3	47
2:00	1	5	1	11	1	11	1	20	1	21	5	68
2:15	0	8	1	18	0	12	0	15	0	17	1	70
2:30	0	13	0	17	0	11	2	11	0	14	2	66
2:45	0	14	1	15	0	14	0	7	0	7	1	57
3:00	0	11	0	13	0	15	0	22	0	10	0	71
3:15	0	14	1	21	0	13	1	16	0	14	2	78
3:30	0	21	0	16	0	17	0	20	0	11	0	85
3:45	0	14	1	18	0	17	0	21	0	14	1	84
4:00	1	11	4	11	2	11	2	12	2	18	11	63
4:15	1	21	0	19	0	21	1	23	0	13	2	97
4:30	3	24	6	21	2	15	2	24	2	24	15	108
4:45	0	13	0	22	0	17	0	10	1	12	1	74
5:00	0	18	1	21	1	24	1	24	1	13	4	100
5:15	0	18	1	18	0	27	1	18	0	27	2	108
5:30	0	14	1	31	2	14	1	16	2	15	6	90
5:45	0	10	1	16	0	25	2	26	0	14	3	91
6:00	1	15	2	17	3	24	1	18	1	14	8	88
6:15	1	11	2	22	5	13	8	13	5	10	21	69
6:30	1	21	4	8	7	16	1	15	0	8	13	68
6:45	11	14	12	9	6	22	6	20	0	15	35	80
7:00	11	13	6	14	4	11	6	13	8	8	35	59
7:15	14	18	29	15	24	9	21	14	16	7	104	63
7:30	21	14	29	14	27	18	26	19	24	16	127	81
7:45	10	4	6	7	7	13	13	10	6	4	42	38
8:00	11	12	8	5	9	8	10	18	3	4	41	47
8:15	6	7	3	10	3	3	3	6	3	5	18	31
8:30	2	6	0	6	5	5	5	9	5	2	17	28
8:45	3	4	3	8	4	10	1	1	2	1	13	24
9:00	1	10	6	7	2	5	1	7	1	4	11	33
9:15	2	2	3	3	5	9	2	4	4	7	16	25
9:30	3	4	4	10	3	5	10	3	4	4	24	26
9:45	2	6	6	4	3	6	2	3	3	10	16	29
10:00	8	2	3	11	4	3	0	4	2	3	17	23
10:15	3	9	7	2	9	2	7	1	4	5	30	19
10:30	7	3	9	5	4	3	8	4	7	10	35	25
10:45	6	4	7	6	4	5	5	4	1	4	23	23
11:00	5	5	10	4	6	9	10	9	7	6	38	33
11:15	6	5	12	8	4	5	7	5	5	3	34	26
11:30	8	4	5	6	12	7	15	9	16	2	56	28
11:45	12	4	9	8	16	1	3	6	8	3	48	22
<b>Totals</b>	<b>172</b>	<b>516</b>	<b>215</b>	<b>583</b>	<b>198</b>	<b>568</b>	<b>195</b>	<b>584</b>	<b>154</b>	<b>499</b>	<b>934</b>	<b>2750</b>
<b>Day Total</b>	<b>688</b>		<b>798</b>		<b>766</b>		<b>779</b>		<b>653</b>		<b>3684</b>	
<b>AM Pct</b>	25.0%		26.9%		25.8%		25.0%		23.6%			

Peak Hour  
 Peak Volume  
 P.H.F

**AECOM**

7:00-8:00 AM	56	70	62	66	54	62
7:15-8:15 AM	56	72	67	70	49	63
7:30-8:30 AM	48	46	46	52	36	46
7:45-8:45 AM	29	17	24	31	17	24
8:00-9:00 AM	22	14	21	19	13	18

4:00-5:00 PM	69	73	64	69	67	68
4:15-5:15 PM	76	83	77	81	62	76
4:30-5:30 PM	73	82	83	76	76	78
4:45-5:45 PM	63	92	82	68	67	74
5:00-6:00 PM	60	86	90	84	69	78

Client: AECOM  
 File Number:  
 Route: PS-5a  
 Location:

Site Ref: PS-5a  
 Direction: IN

Count Date	5/15/2023		5/16/2023		5/17/2023		5/18/2023		5/19/2023		AM	PM
	AM	PM	AM	PM	AM	PM	AM	PM	AM	PM		
0:00	0	2	0	4	0	5	0	5	0	5	0	21
0:15	0	5	0	1	1	7	0	4	0	2	1	19
0:30	0	2	0	1	0	4	0	3	1	3	1	13
0:45	0	6	0	5	0	4	0	5	0	5	0	25
1:00	0	6	0	6	0	5	0	4	0	3	0	24
1:15	0	4	0	3	0	3	0	5	0	4	0	19
1:30	0	1	0	1	1	1	0	4	0	1	1	8
1:45	0	3	1	5	0	3	0	2	0	3	1	16
2:00	0	1	0	0	0	0	0	1	0	6	0	8
2:15	0	3	0	2	0	2	0	5	1	4	1	16
2:30	0	1	0	3	2	4	0	4	0	4	2	16
2:45	0	6	0	4	1	3	0	3	0	8	1	24
3:00	0	0	1	2	0	2	0	0	0	3	1	7
3:15	0	3	2	0	1	4	2	3	2	0	7	10
3:30	3	4	2	2	2	1	3	1	1	2	11	10
3:45	0	1	0	3	0	0	0	2	1	1	1	7
4:00	0	0	1	4	1	3	0	3	0	1	2	11
4:15	1	2	0	4	1	3	0	2	1	3	3	14
4:30	2	1	1	3	4	4	1	2	3	2	11	12
4:45	4	1	2	4	4	4	3	3	4	2	17	14
5:00	3	2	6	0	7	1	5	1	2	1	23	5
5:15	6	1	9	1	12	4	9	1	7	5	43	12
5:30	14	1	20	2	16	4	13	3	14	0	77	10
5:45	24	2	28	0	26	3	29	1	27	1	134	7
6:00	56	1	52	1	59	4	49	4	48	0	264	10
6:15	71	0	83	3	79	3	88	5	85	1	406	12
6:30	67	0	58	2	66	0	63	1	53	0	307	3
6:45	42	3	43	2	44	3	46	0	44	0	219	8
7:00	44	0	40	1	40	1	45	2	35	2	204	6
7:15	45	1	45	0	59	2	49	0	49	0	247	3
7:30	46	4	38	1	46	0	37	2	42	0	209	7
7:45	38	0	42	0	38	1	50	1	41	0	209	2
8:00	39	1	31	1	39	0	36	2	37	2	182	6
8:15	33	1	35	1	30	0	31	0	32	2	161	4
8:30	33	0	37	0	44	2	35	0	35	0	184	2
8:45	36	0	42	0	43	0	42	1	24	0	187	1
9:00	31	0	38	0	26	1	27	0	34	0	156	1
9:15	35	0	37	0	29	1	29	0	28	0	158	1
9:30	22	0	33	0	32	0	29	0	28	1	144	1
9:45	21	1	20	0	17	0	17	0	16	0	91	1
10:00	16	0	18	1	13	0	14	0	20	0	81	1
10:15	17	0	12	0	7	0	16	1	10	0	62	1
10:30	8	0	5	0	7	0	11	0	6	1	37	1
10:45	5	0	2	0	6	0	6	0	10	0	29	0
11:00	6	1	2	0	6	0	4	0	6	0	24	1
11:15	1	0	2	0	5	0	5	0	4	0	17	0
11:30	4	0	4	0	6	0	8	0	8	0	30	0
11:45	4	0	2	0	1	0	2	0	1	0	10	0
<b>Totals</b>	<b>777</b>	<b>71</b>	<b>794</b>	<b>73</b>	<b>821</b>	<b>92</b>	<b>804</b>	<b>86</b>	<b>760</b>	<b>78</b>	<b>3956</b>	<b>400</b>
<b>Day Total</b>	<b>848</b>		<b>867</b>		<b>913</b>		<b>890</b>		<b>838</b>		<b>4356</b>	
<b>AM Pct</b>	91.6%		91.6%		89.9%		90.3%		90.7%			

Peak Hour  
 Peak Volume  
 P.H.F

**AECOM**

<b>7:00-8:00 AM</b>	173	165	183	181	167	174
<b>7:15-8:15 AM</b>	168	156	182	172	169	169
<b>7:30-8:30 AM</b>	156	146	153	154	152	152
<b>7:45-8:45 AM</b>	143	145	151	152	145	147
<b>8:00-9:00 AM</b>	141	145	156	144	128	143

<b>4:00-5:00 PM</b>	4	15	14	10	8	10
<b>4:15-5:15 PM</b>	6	11	12	8	8	9
<b>4:30-5:30 PM</b>	5	8	13	7	10	9
<b>4:45-5:45 PM</b>	5	7	13	8	8	8
<b>5:00-6:00 PM</b>	6	3	12	6	7	7

Client: AECOM  
 File Number:  
 Route: PS-5a  
 Location:

Site Ref: PS-5a  
 Direction: OUT

Count Date	5/15/2023		5/16/2023		5/17/2023		5/18/2023		5/19/2023		AM	PM
	AM	PM	AM	PM	AM	PM	AM	PM	AM	PM		
0:00	0	10	2	2	0	1	0	8	1	6	3	27
0:15	0	2	0	5	0	10	0	6	2	5	2	28
0:30	0	7	0	4	2	8	1	7	2	5	5	31
0:45	0	7	1	10	0	2	0	5	0	8	1	32
1:00	0	7	0	6	0	11	1	9	2	8	3	41
1:15	1	9	0	6	0	2	1	6	0	11	2	34
1:30	1	6	0	2	0	8	0	7	0	3	1	26
1:45	0	9	0	3	0	12	0	5	1	11	1	40
2:00	0	10	0	10	0	11	0	11	0	14	0	56
2:15	0	8	1	14	0	10	0	10	0	4	1	46
2:30	0	12	0	13	0	10	0	9	0	17	0	61
2:45	0	8	0	15	0	8	0	14	0	11	0	56
3:00	0	9	0	11	0	24	0	13	0	24	0	81
3:15	0	24	0	24	0	33	0	27	0	20	0	128
3:30	0	29	0	41	0	38	0	35	0	36	0	179
3:45	0	32	0	25	0	30	0	27	0	29	0	143
4:00	0	38	0	32	0	30	0	32	0	26	0	158
4:15	0	35	0	33	0	32	0	31	0	28	0	159
4:30	0	42	1	33	0	33	0	34	0	35	1	177
4:45	0	48	0	30	0	36	0	46	0	34	0	194
5:00	0	45	0	53	0	53	0	52	0	36	0	239
5:15	0	51	0	49	0	36	0	48	1	48	1	232
5:30	0	40	1	46	0	36	0	38	0	51	1	211
5:45	1	35	0	34	0	34	0	29	0	32	1	164
6:00	1	25	2	37	2	27	1	35	0	30	6	154
6:15	1	29	1	30	2	34	2	26	3	22	9	141
6:30	1	22	3	22	2	29	3	25	1	17	10	115
6:45	3	18	2	21	2	26	2	15	1	20	10	100
7:00	1	31	1	22	4	25	0	22	1	22	7	122
7:15	2	30	4	40	0	35	1	22	2	29	9	156
7:30	1	49	3	42	4	47	3	36	0	42	11	216
7:45	2	28	3	29	6	17	3	28	2	31	16	133
8:00	2	16	0	28	1	31	2	14	0	13	5	102
8:15	1	7	3	13	0	10	1	10	2	15	7	55
8:30	0	7	2	6	4	6	2	6	2	2	10	27
8:45	2	0	0	5	1	7	3	5	0	5	6	22
9:00	2	3	1	1	3	2	0	3	0	0	6	9
9:15	1	5	1	2	3	6	2	2	2	4	9	19
9:30	1	4	2	3	3	2	0	2	2	2	8	13
9:45	2	3	1	1	1	1	4	2	2	2	10	9
10:00	6	5	2	1	2	3	4	4	5	3	19	16
10:15	2	2	3	2	3	3	4	0	2	1	14	8
10:30	3	4	5	5	9	5	2	1	4	2	23	17
10:45	1	4	6	0	6	1	6	8	3	2	22	15
11:00	0	0	2	3	3	3	7	2	4	4	16	12
11:15	4	1	3	3	5	1	7	4	2	4	21	13
11:30	2	5	4	3	6	2	4	0	4	0	20	10
11:45	2	3	4	1	4	1	2	2	7	0	19	7
<b>Totals</b>	<b>46</b>	<b>824</b>	<b>64</b>	<b>821</b>	<b>78</b>	<b>832</b>	<b>68</b>	<b>783</b>	<b>60</b>	<b>774</b>	<b>316</b>	<b>4034</b>
<b>Day Total</b>	<b>870</b>		<b>885</b>		<b>910</b>		<b>851</b>		<b>834</b>		<b>4350</b>	
<b>AM Pct</b>	5.3%		7.2%		8.6%		8.0%		7.2%			

Peak Hour  
 Peak Volume  
 P.H.F

**AECOM**

7:00-8:00 AM	6	11	14	7	5	9
7:15-8:15 AM	7	10	11	9	4	8
7:30-8:30 AM	6	9	11	9	4	8
7:45-8:45 AM	5	8	11	8	6	8
8:00-9:00 AM	5	5	6	8	4	6

4:00-5:00 PM	163	128	131	143	123	138
4:15-5:15 PM	170	149	154	163	133	154
4:30-5:30 PM	186	165	158	180	153	168
4:45-5:45 PM	184	178	161	184	169	175
5:00-6:00 PM	171	182	159	167	167	169

Client: AECOM  
 File Number:  
 Route: PS-5b  
 Location:

Site Ref: PS-5b  
 Direction: IN

Count Date	5/15/2023		5/16/2023		5/17/2023		5/18/2023		5/19/2023			
Count Time	AM	PM	AM	PM	AM	PM	AM	PM	AM	PM	AM	PM
0:00	0	0	1	5	1	4	1	1	0	2	3	12
0:15	0	1	1	3	0	4	1	2	0	1	2	11
0:30	0	1	0	2	0	5	0	0	0	3	0	11
0:45	0	2	0	1	0	4	0	0	0	5	0	12
1:00	0	3	0	1	0	6	0	2	0	2	0	14
1:15	0	5	0	4	0	10	0	4	0	0	0	23
1:30	0	4	0	3	0	0	0	2	0	2	0	11
1:45	0	2	0	1	0	0	0	5	0	2	0	10
2:00	0	2	0	1	0	2	0	2	0	1	0	8
2:15	1	1	1	1	0	1	0	0	1	5	3	8
2:30	0	0	0	2	1	2	1	1	0	4	2	9
2:45	1	3	1	2	2	2	1	4	1	3	6	14
3:00	0	1	0	1	1	2	0	0	0	1	1	5
3:15	1	1	1	4	0	2	2	3	1	3	5	13
3:30	0	2	0	2	1	1	0	3	0	2	1	10
3:45	1	1	2	4	1	2	1	2	1	1	6	10
4:00	0	2	0	5	0	0	0	2	1	3	1	12
4:15	0	1	0	3	1	0	0	1	0	1	1	6
4:30	4	0	0	6	1	4	3	1	2	4	10	15
4:45	3	1	3	2	4	0	3	2	4	2	17	7
5:00	0	2	2	1	2	4	1	0	0	0	5	7
5:15	8	3	3	2	7	2	5	0	4	2	27	9
5:30	6	0	3	2	11	2	8	5	9	2	37	11
5:45	7	1	11	0	6	0	9	1	12	0	45	2
6:00	15	5	10	4	10	2	8	1	6	3	49	15
6:15	8	0	8	1	11	2	12	2	8	0	47	5
6:30	11	0	15	0	10	0	5	1	4	0	45	1
6:45	10	1	8	0	9	2	7	0	5	1	39	4
7:00	8	0	6	0	3	2	11	3	4	1	32	6
7:15	3	0	6	2	7	0	5	1	7	0	28	3
7:30	9	0	5	1	3	1	10	2	3	0	30	4
7:45	8	0	8	0	5	0	8	0	11	0	40	0
8:00	7	2	5	2	5	1	5	2	3	0	25	7
8:15	5	1	6	0	8	0	3	2	3	0	25	3
8:30	7	1	9	1	11	0	4	0	7	0	38	2
8:45	6	0	11	0	12	0	9	0	8	0	46	0
9:00	11	1	6	0	6	0	8	0	5	0	36	1
9:15	6	0	9	0	8	0	6	2	7	0	36	2
9:30	5	0	11	1	8	2	11	1	7	0	42	4
9:45	10	0	7	1	9	0	7	0	4	2	37	3
10:00	10	1	7	0	5	2	3	2	7	1	32	6
10:15	7	0	5	0	5	2	4	0	6	0	27	2
10:30	4	2	3	3	3	1	8	2	1	1	19	9
10:45	1	0	3	1	2	0	3	2	6	0	15	3
11:00	5	0	3	1	5	2	0	1	2	0	15	4
11:15	3	0	6	1	4	0	4	0	2	1	19	2
11:30	5	2	6	1	2	2	4	0	1	1	18	6
11:45	4	0	3	0	4	0	2	1	1	0	14	1
<b>Totals</b>	<b>200</b>	<b>55</b>	<b>195</b>	<b>78</b>	<b>194</b>	<b>80</b>	<b>183</b>	<b>68</b>	<b>154</b>	<b>62</b>	<b>926</b>	<b>343</b>
<b>Day Total</b>	<b>255</b>		<b>273</b>		<b>274</b>		<b>251</b>		<b>216</b>		<b>1269</b>	
<b>AM Pct</b>	78.4%		71.4%		70.8%		72.9%		71.3%			

Peak Hour  
 Peak Volume  
 P.H.F

**AECOM**

7:00-8:00 AM	28	25	18	34	25	26
7:15-8:15 AM	27	24	20	28	24	25
7:30-8:30 AM	29	24	21	26	20	24
7:45-8:45 AM	27	28	29	20	24	26
8:00-9:00 AM	25	31	36	21	21	27

4:00-5:00 PM	4	16	4	6	10	8
4:15-5:15 PM	4	12	8	4	7	7
4:30-5:30 PM	6	11	10	3	8	8
4:45-5:45 PM	6	7	8	7	6	7
5:00-6:00 PM	6	5	8	6	4	6

Client: AECOM  
 File Number:  
 Route: PS-5b  
 Location:

Site Ref: PS-5b  
 Direction: OUT

Count Date	5/15/2023		5/16/2023		5/17/2023		5/18/2023		5/19/2023		AM	PM
Count Time	AM	PM	AM	PM	AM	PM	AM	PM	AM	PM	AM	PM
0:00	0	1	3	2	2	0	2	1	1	1	8	5
0:15	0	1	2	1	1	0	2	1	0	1	5	4
0:30	0	0	0	3	0	3	0	0	0	1	0	7
0:45	0	1	0	1	0	1	0	0	0	2	0	5
1:00	0	0	0	3	0	5	0	2	0	2	0	12
1:15	0	1	0	1	0	2	0	1	1	1	1	6
1:30	0	1	1	3	0	0	0	3	0	2	1	9
1:45	0	0	0	3	0	1	0	1	0	1	0	6
2:00	0	0	0	1	0	4	0	3	0	1	0	9
2:15	0	1	0	2	0	1	0	3	0	2	0	9
2:30	0	8	0	4	0	7	0	4	0	4	0	27
2:45	0	3	0	3	1	3	0	6	0	0	1	15
3:00	0	1	0	1	0	4	0	1	0	4	0	11
3:15	0	6	0	6	0	3	0	5	0	2	0	22
3:30	0	5	0	5	0	5	0	8	0	7	0	30
3:45	0	7	0	1	0	4	0	5	0	1	0	18
4:00	0	4	0	7	0	6	0	3	0	2	0	22
4:15	0	6	0	9	0	5	0	7	0	6	0	33
4:30	0	6	1	6	1	5	1	6	2	6	5	29
4:45	0	2	0	7	0	3	0	3	0	7	0	22
5:00	0	5	1	4	0	3	1	6	0	4	2	22
5:15	1	3	0	6	0	3	0	2	0	7	1	21
5:30	1	7	2	6	1	6	1	8	0	5	5	32
5:45	0	2	1	2	2	7	0	4	2	2	5	17
6:00	2	5	2	6	0	3	1	1	1	5	6	20
6:15	1	4	2	5	4	4	2	5	3	1	12	19
6:30	0	3	1	2	1	7	2	10	0	7	4	29
6:45	3	6	0	2	0	5	1	4	1	5	5	22
7:00	0	4	0	1	1	6	0	5	0	7	1	23
7:15	0	2	1	6	0	3	1	7	1	4	3	22
7:30	2	5	0	2	0	4	0	3	1	5	3	19
7:45	0	3	0	3	1	2	1	4	0	2	2	14
8:00	1	3	1	5	1	4	1	2	1	2	5	16
8:15	2	1	1	2	1	0	1	0	1	2	6	5
8:30	1	0	1	3	0	2	1	3	1	1	4	9
8:45	0	2	1	0	0	0	1	1	1	0	3	3
9:00	1	0	0	0	0	0	1	0	0	1	2	1
9:15	2	0	0	0	2	0	1	2	0	1	5	3
9:30	2	2	1	1	1	1	1	2	3	0	8	6
9:45	0	0	0	2	2	0	1	0	0	1	3	3
10:00	2	0	0	0	1	2	0	1	1	3	4	6
10:15	1	0	0	2	2	0	1	0	1	1	5	3
10:30	0	0	1	1	2	1	1	1	0	2	4	5
10:45	0	1	0	1	1	0	3	1	1	0	5	3
11:00	1	0	1	2	1	0	2	0	1	0	6	2
11:15	0	0	1	0	2	1	0	0	1	0	4	1
11:30	4	1	1	1	1	2	2	2	1	3	9	9
11:45	1	0	2	0	3	0	2	0	2	0	10	0
<b>Totals</b>	<b>28</b>	<b>113</b>	<b>28</b>	<b>134</b>	<b>35</b>	<b>128</b>	<b>34</b>	<b>137</b>	<b>28</b>	<b>124</b>	<b>153</b>	<b>636</b>
<b>Day Total</b>	<b>141</b>		<b>162</b>		<b>163</b>		<b>171</b>		<b>152</b>		<b>789</b>	
<b>AM Pct</b>	19.9%		17.3%		21.5%		19.9%		18.4%			

Peak Hour  
 Peak Volume  
 P.H.F

**AECOM**

7:00-8:00 AM	2	1	2	2	2	2
7:15-8:15 AM	3	2	2	3	3	3
7:30-8:30 AM	5	2	3	3	3	3
7:45-8:45 AM	4	3	3	4	3	3
8:00-9:00 AM	4	4	2	4	4	4

4:00-5:00 PM	18	29	19	19	21	21
4:15-5:15 PM	19	26	16	22	23	21
4:30-5:30 PM	16	23	14	17	24	19
4:45-5:45 PM	17	23	15	19	23	19
5:00-6:00 PM	17	18	19	20	18	18

Client: AECOM  
 File Number:  
 RINe: Searsville East  
 Location:

Site Ref: Searsville  
 Direction: IN

Count Date	5/15/2023		5/16/2023		5/17/2023		5/18/2023		5/19/2023			
	AM	PM	AM	PM	AM	PM	AM	PM	AM	PM	AM	PM
0:00	0	3	0	1	0	0	1	2	5	1	6	7
0:15	0	1	0	3	0	1	0	1	1	1	1	7
0:30	0	2	0	1	1	2	0	2	1	3	2	10
0:45	0	1	0	3	0	0	0	2	3	0	3	6
1:00	0	2	0	1	0	3	2	3	0	4	2	13
1:15	0	1	0	1	0	1	0	2	0	2	0	7
1:30	0	1	0	1	0	1	0	3	0	1	0	7
1:45	0	1	0	1	0	3	0	0	0	3	0	8
2:00	0	3	0	12	0	6	0	0	0	6	0	27
2:15	0	6	0	10	0	5	0	3	0	6	0	30
2:30	0	7	0	6	0	3	0	3	0	1	0	20
2:45	0	0	0	4	0	1	0	2	0	1	0	8
3:00	0	0	0	1	0	6	0	8	0	3	0	18
3:15	0	1	0	1	0	1	0	3	0	1	0	7
3:30	0	0	0	8	0	1	0	5	0	2	0	16
3:45	0	2	0	6	0	8	0	1	0	3	0	20
4:00	0	4	0	2	0	4	0	1	0	1	0	12
4:15	0	0	0	11	0	3	0	2	0	3	0	19
4:30	0	1	0	3	0	4	0	2	0	1	0	11
4:45	1	0	1	1	1	2	0	5	0	0	3	8
5:00	0	5	0	9	0	3	0	5	0	3	0	25
5:15	0	2	0	6	0	7	0	1	0	5	0	21
5:30	0	1	0	3	1	3	0	2	0	4	1	13
5:45	0	2	0	2	0	2	1	2	0	1	1	9
6:00	1	0	0	23	0	7	0	2	0	2	1	34
6:15	0	1	0	16	0	5	0	3	3	0	3	25
6:30	0	3	5	4	2	8	0	0	0	0	7	15
6:45	2	1	8	4	6	2	5	1	0	1	21	9
7:00	0	3	0	2	0	3	3	0	1	1	4	9
7:15	1	0	7	0	1	2	2	2	3	0	14	4
7:30	4	0	5	2	4	0	0	1	0	0	13	3
7:45	0	0	1	0	0	3	1	1	0	1	2	5
8:00	2	2	0	5	1	3	0	1	4	0	7	11
8:15	7	4	10	1	8	2	8	0	0	1	33	8
8:30	0	0	1	0	0	1	0	1	0	0	1	2
8:45	1	0	5	1	1	0	3	0	0	0	10	1
9:00	0	1	16	0	5	1	2	5	0	2	23	9
9:15	0	0	9	1	0	3	0	1	3	1	12	6
9:30	1	0	5	0	0	1	1	0	0	0	7	1
9:45	2	0	6	0	2	0	0	2	1	1	11	3
10:00	0	1	0	1	0	2	3	0	0	0	3	4
10:15	0	0	2	0	0	0	0	0	0	0	2	0
10:30	2	0	1	2	0	0	0	1	0	0	3	3
10:45	2	0	0	0	3	0	0	1	3	0	8	1
11:00	2	0	3	1	0	0	0	2	0	0	5	3
11:15	1	0	1	0	3	3	2	1	0	0	7	4
11:30	1	0	0	1	2	0	2	0	2	0	7	1
11:45	0	1	2	0	0	2	0	0	0	0	2	3
<b>Totals</b>	<b>30</b>	<b>63</b>	<b>88</b>	<b>161</b>	<b>41</b>	<b>118</b>	<b>36</b>	<b>85</b>	<b>30</b>	<b>66</b>	<b>225</b>	<b>493</b>
<b>Day Total</b>	<b>93</b>		<b>249</b>		<b>159</b>		<b>121</b>		<b>96</b>		<b>718</b>	
<b>AM Pct</b>	<b>32.3%</b>		<b>35.3%</b>		<b>25.8%</b>		<b>29.8%</b>		<b>31.3%</b>			

Peak Hour  
 Peak Volume  
 P.H.F

**AECOM**

7:00-8:00 AM	5	13	5	6	4	7
7:15-8:15 AM	7	13	6	3	7	7
7:30-8:30 AM	13	16	13	9	4	11
7:45-8:45 AM	9	12	9	9	4	9
8:00-9:00 AM	10	16	10	11	4	10

4:00-5:00 PM	5	17	13	10	5	10
4:15-5:15 PM	6	24	12	14	7	13
4:30-5:30 PM	8	19	16	13	9	13
4:45-5:45 PM	8	19	15	13	12	13
5:00-6:00 PM	10	20	15	10	13	14

Client: AECOM  
 File Number:  
 Route: Searsville East  
 Location:

Site Ref: Searsville  
 Direction: OUT

Count Date	5/15/2023		5/16/2023		5/17/2023		5/18/2023		5/19/2023		AM	PM
	AM	PM	AM	PM	AM	PM	AM	PM	AM	PM		
0:00	0	0	0	0	0	3	0	5	2	2	2	10
0:15	0	3	2	2	0	2	0	4	0	4	2	15
0:30	0	1	0	1	0	4	0	0	0	3	0	9
0:45	0	1	0	2	0	2	0	0	1	2	1	7
1:00	0	0	0	2	0	3	0	2	0	0	0	7
1:15	0	1	0	1	0	1	0	0	0	4	0	7
1:30	0	0	0	1	0	0	0	2	0	3	0	6
1:45	0	1	0	5	0	1	0	1	0	4	0	12
2:00	0	5	0	1	0	5	0	7	0	2	0	20
2:15	0	0	0	0	0	3	0	1	0	0	0	4
2:30	0	0	0	1	0	2	0	4	0	3	0	10
2:45	0	1	0	3	0	2	0	1	0	0	0	7
3:00	0	1	0	3	0	1	0	1	0	0	0	6
3:15	0	1	0	7	0	1	0	0	0	2	0	11
3:30	1	1	0	12	0	2	0	0	0	0	1	15
3:45	0	0	0	6	0	1	0	1	0	0	0	8
4:00	0	2	0	1	0	0	0	0	0	1	0	4
4:15	0	0	0	3	0	2	0	0	0	1	0	6
4:30	0	0	1	5	0	2	0	1	0	2	1	10
4:45	0	0	0	3	1	0	1	5	0	0	2	8
5:00	0	0	0	4	0	2	0	2	0	0	0	8
5:15	0	0	0	2	0	4	1	3	0	0	1	9
5:30	1	1	2	1	2	1	0	1	0	0	5	4
5:45	0	1	0	2	1	0	1	0	0	1	2	4
6:00	0	0	2	7	3	1	1	1	1	0	7	9
6:15	1	1	12	2	1	1	0	0	2	0	16	4
6:30	1	0	10	2	4	1	1	0	2	0	18	3
6:45	1	0	7	3	3	1	2	2	1	0	14	6
7:00	4	0	2	0	4	0	4	1	2	1	16	2
7:15	3	3	8	0	5	0	1	2	4	2	21	7
7:30	1	0	3	0	4	0	1	1	0	0	9	1
7:45	3	1	4	0	1	2	2	0	0	0	10	3
8:00	2	0	4	0	3	2	1	0	0	1	10	3
8:15	1	1	4	0	1	0	2	0	2	0	10	1
8:30	1	0	7	0	3	1	3	0	3	1	17	2
8:45	1	0	8	0	1	0	3	0	2	0	15	0
9:00	0	0	7	0	2	1	3	2	2	0	14	3
9:15	2	0	5	2	0	0	2	0	2	0	11	2
9:30	2	0	2	1	4	0	1	1	3	0	12	2
9:45	4	0	7	0	1	0	2	0	1	0	15	0
10:00	1	0	6	1	1	0	1	0	2	0	11	1
10:15	3	0	10	0	2	0	2	0	2	1	19	1
10:30	7	0	3	0	7	0	2	0	0	0	19	0
10:45	0	1	3	1	8	0	0	0	0	0	11	2
11:00	3	0	3	1	6	1	4	0	1	0	17	2
11:15	0	0	3	0	7	1	1	0	0	0	11	1
11:30	1	0	3	0	2	0	4	2	0	0	10	2
11:45	0	2	3	0	2	1	4	0	3	0	12	3
<b>Totals</b>	<b>44</b>	<b>29</b>	<b>131</b>	<b>88</b>	<b>79</b>	<b>57</b>	<b>50</b>	<b>53</b>	<b>38</b>	<b>40</b>	<b>342</b>	<b>267</b>
<b>Day Total</b>	<b>73</b>		<b>219</b>		<b>136</b>		<b>103</b>		<b>78</b>		<b>609</b>	
<b>AM Pct</b>	60.3%		59.8%		58.1%		48.5%		48.7%			

Peak Hour  
 Peak Volume  
 P.H.F

**AECOM**

7:00-8:00 AM	11	17	14	8	6	11
7:15-8:15 AM	9	19	13	5	4	10
7:30-8:30 AM	7	15	9	6	2	8
7:45-8:45 AM	7	19	8	8	5	9
8:00-9:00 AM	5	23	8	9	7	10

4:00-5:00 PM	2	12	4	6	4	6
4:15-5:15 PM	0	15	6	8	3	6
4:30-5:30 PM	0	14	8	11	2	7
4:45-5:45 PM	1	10	7	11	0	6
5:00-6:00 PM	2	9	7	6	1	5



Client: AECOM  
 File Number:  
 Route: Searsville West  
 Location:

Site Ref: Searsville  
 Direction: IN

Count Date	5/15/2023		5/16/2023		5/17/2023		5/18/2023		5/19/2023			
	AM	PM	AM	PM	AM	PM	AM	PM	AM	PM	AM	PM
0:00	0	3	0	3	0	4	0	4	0	3	0	17
0:15	0	3	0	8	0	6	0	5	0	1	0	23
0:30	0	0	0	5	0	6	0	2	0	5	0	18
0:45	0	0	0	1	0	5	0	3	0	3	0	12
1:00	0	3	0	4	0	4	0	3	0	5	0	19
1:15	0	0	0	0	0	8	0	6	0	10	0	24
1:30	0	0	0	2	0	3	0	1	0	2	0	8
1:45	0	0	0	1	0	5	0	7	0	6	0	19
2:00	0	1	0	12	0	4	0	5	0	2	0	24
2:15	0	5	0	12	0	7	0	3	0	14	0	41
2:30	0	1	0	2	0	3	0	2	0	9	0	17
2:45	0	2	0	2	0	5	0	4	0	0	0	13
3:00	0	4	0	6	0	4	0	1	0	5	0	20
3:15	0	2	0	2	0	6	0	0	0	4	0	14
3:30	0	2	0	7	0	1	0	4	0	8	0	22
3:45	0	3	0	4	0	6	0	3	0	7	0	23
4:00	0	10	0	6	0	3	0	6	0	8	0	33
4:15	0	8	0	2	0	3	0	4	0	0	0	17
4:30	0	4	0	8	0	2	0	3	0	4	0	21
4:45	0	2	0	5	0	8	0	1	0	1	0	17
5:00	0	1	0	7	0	5	0	4	0	1	0	18
5:15	0	2	0	3	0	2	0	1	0	3	0	11
5:30	0	4	0	8	0	1	0	4	0	2	0	19
5:45	0	2	0	4	1	8	0	0	0	1	1	15
6:00	2	0	1	8	0	0	1	1	2	1	6	10
6:15	0	0	0	0	0	2	3	4	0	0	3	6
6:30	0	0	2	2	2	3	0	1	0	1	4	7
6:45	1	0	1	0	0	2	0	0	0	0	2	2
7:00	0	2	0	1	2	0	3	0	2	0	7	3
7:15	2	0	0	0	0	0	2	0	1	0	5	0
7:30	0	0	2	0	1	1	0	0	2	0	5	1
7:45	2	0	2	2	0	1	1	0	1	1	6	4
8:00	1	4	0	0	0	0	4	0	0	0	5	4
8:15	5	0	1	0	0	0	4	0	1	0	11	0
8:30	0	0	4	0	0	0	0	0	4	1	8	1
8:45	2	0	0	0	2	0	0	1	2	0	6	1
9:00	2	0	1	1	2	0	2	2	2	0	9	3
9:15	1	0	4	0	5	0	0	0	2	0	12	0
9:30	1	0	12	0	6	1	0	0	5	0	24	1
9:45	0	0	2	0	3	0	0	0	2	0	7	0
10:00	1	0	2	0	5	0	0	0	0	0	8	0
10:15	1	0	1	0	1	0	0	0	0	0	3	0
10:30	3	0	3	0	0	0	2	0	0	0	8	0
10:45	4	0	0	0	4	0	9	0	0	0	17	0
11:00	0	0	3	0	0	0	1	0	1	0	5	0
11:15	2	0	1	0	2	0	1	0	0	0	6	0
11:30	0	0	4	1	2	0	1	0	3	0	10	1
11:45	4	0	2	0	1	2	4	0	8	0	19	2
<b>Totals</b>	<b>34</b>	<b>68</b>	<b>48</b>	<b>129</b>	<b>39</b>	<b>121</b>	<b>38</b>	<b>85</b>	<b>38</b>	<b>108</b>	<b>197</b>	<b>511</b>
<b>Day Total</b>	<b>102</b>		<b>177</b>		<b>160</b>		<b>123</b>		<b>146</b>		<b>708</b>	
<b>AM Pct</b>	33.3%		27.1%		24.4%		30.9%		26.0%			

Peak Hour  
 Peak Volume  
 P.H.F

**AECOM**

7:00-8:00 AM	4	4	3	6	6	5
7:15-8:15 AM	5	4	1	7	4	4
7:30-8:30 AM	8	5	1	9	4	5
7:45-8:45 AM	8	7	0	9	6	6
8:00-9:00 AM	8	5	2	8	7	6

4:00-5:00 PM	24	21	16	14	13	18
4:15-5:15 PM	15	22	18	12	6	15
4:30-5:30 PM	9	23	17	9	9	13
4:45-5:45 PM	9	23	16	10	7	13
5:00-6:00 PM	9	22	16	9	7	13

Client: AECOM  
 File Number:  
 Route: Searsville West  
 Location:

Site Ref: Searsville  
 Direction: OUT

Count Date	5/15/2023		5/16/2023		5/17/2023		5/18/2023		5/19/2023			
Count Time	AM	PM	AM	PM	AM	PM	AM	PM	AM	PM	AM	PM
0:00	0	1	0	3	0	2	0	3	0	2	0	11
0:15	0	2	0	4	0	3	0	2	0	3	0	14
0:30	0	0	0	5	1	2	0	2	1	3	2	12
0:45	0	0	0	0	0	0	0	3	0	0	0	3
1:00	0	2	0	2	0	2	0	2	0	3	0	11
1:15	0	0	0	0	0	1	0	0	0	2	0	3
1:30	0	0	0	0	0	0	0	1	0	0	0	1
1:45	0	2	0	3	0	1	0	2	0	2	0	10
2:00	0	2	0	2	0	4	0	0	0	0	0	8
2:15	0	1	0	0	0	2	0	0	0	2	0	5
2:30	0	1	0	0	0	0	0	1	0	0	0	2
2:45	0	0	0	3	0	1	0	0	0	0	0	4
3:00	0	1	0	0	0	4	0	1	0	1	0	7
3:15	0	2	0	2	0	2	0	2	0	1	0	9
3:30	0	1	0	2	0	2	0	1	0	1	0	7
3:45	0	1	0	0	0	0	0	0	0	4	0	5
4:00	0	0	0	0	0	0	0	1	0	0	0	1
4:15	0	4	2	1	0	0	0	1	0	0	2	6
4:30	2	3	2	0	2	1	0	0	2	0	8	4
4:45	0	0	0	0	0	2	2	0	0	1	2	3
5:00	0	0	0	2	0	1	0	1	0	2	0	6
5:15	1	0	0	2	3	0	1	0	1	1	6	3
5:30	2	1	2	0	3	1	0	1	2	2	9	5
5:45	3	0	5	3	4	1	3	1	4	0	19	5
6:00	2	0	1	0	0	1	0	0	2	0	5	1
6:15	1	1	2	1	1	3	1	0	5	0	10	5
6:30	2	0	2	0	3	2	1	0	3	0	11	2
6:45	2	0	1	0	2	1	7	1	2	0	14	2
7:00	5	1	7	0	2	0	4	0	6	0	24	1
7:15	3	0	6	1	6	0	3	0	6	0	24	1
7:30	0	1	6	0	2	0	4	0	1	0	13	1
7:45	6	0	7	0	2	0	2	0	7	0	24	0
8:00	1	0	3	0	3	1	2	0	2	0	11	1
8:15	3	0	2	0	6	1	4	0	2	1	17	2
8:30	5	0	7	1	3	0	0	1	3	0	18	2
8:45	3	0	4	1	1	0	2	0	2	0	12	1
9:00	1	0	6	1	7	1	2	0	0	0	16	2
9:15	2	0	3	1	1	0	1	1	2	0	9	2
9:30	1	0	3	0	2	2	0	0	1	0	7	2
9:45	1	0	2	1	4	0	0	0	1	0	8	1
10:00	0	0	1	0	0	0	0	0	0	0	1	0
10:15	1	0	6	0	3	0	1	0	1	0	12	0
10:30	1	0	3	0	3	0	0	0	0	0	7	0
10:45	1	0	2	0	5	0	3	0	3	0	14	0
11:00	1	0	2	1	2	0	1	2	0	0	6	3
11:15	1	0	2	0	2	0	0	0	1	0	6	0
11:30	3	0	0	0	1	0	2	0	3	0	9	0
11:45	0	0	2	0	2	0	0	0	9	0	13	0
<b>Totals</b>	<b>54</b>	<b>27</b>	<b>91</b>	<b>42</b>	<b>76</b>	<b>44</b>	<b>46</b>	<b>30</b>	<b>72</b>	<b>31</b>	<b>339</b>	<b>174</b>
<b>Day Total</b>	<b>81</b>		<b>133</b>		<b>120</b>		<b>76</b>		<b>103</b>		<b>513</b>	
<b>AM Pct</b>	66.7%		68.4%		63.3%		60.5%		69.9%			

Peak Hour  
 Peak Volume  
 P.H.F

**AECOM**

7:00-8:00 AM	14	26	12	13	20	17
7:15-8:15 AM	10	22	13	11	16	14
7:30-8:30 AM	10	18	13	12	12	13
7:45-8:45 AM	15	19	14	8	14	14
8:00-9:00 AM	12	16	13	8	9	12

4:00-5:00 PM	7	1	3	2	1	3
4:15-5:15 PM	7	3	4	2	3	4
4:30-5:30 PM	3	4	4	1	4	3
4:45-5:45 PM	1	4	4	2	6	3
5:00-6:00 PM	1	7	3	3	5	4

Client: AECOM  
 File Number:  
 Route: ARB CC  
 Location:

Site Ref: ARB CC  
 Direction: IN

Count Date	5/22/2023		5/23/2023		5/24/2023		5/25/2023		5/26/2023			
Count Time	AM	PM	AM	PM	AM	PM	AM	PM	AM	PM	AM	PM
0:00	0	2	0	0	0	2	0	2	0	4	0	10
0:15	0	2	0	2	0	1	0	2	0	2	0	9
0:30	0	1	0	0	0	2	0	2	0	0	0	5
0:45	0	1	0	3	0	6	0	5	0	1	0	16
1:00	0	0	0	2	0	2	0	1	0	3	0	8
1:15	0	1	0	1	1	3	0	2	0	1	1	8
1:30	0	1	0	1	0	2	0	0	0	2	0	6
1:45	0	3	0	1	0	0	1	0	0	2	1	6
2:00	0	2	0	1	0	2	0	4	0	4	0	13
2:15	0	1	0	1	0	2	0	4	0	1	0	9
2:30	0	4	0	1	0	1	0	2	0	1	0	9
2:45	0	1	0	1	0	1	0	0	0	1	0	4
3:00	0	1	0	0	0	3	0	3	0	1	0	8
3:15	0	4	0	5	0	3	0	2	0	7	0	21
3:30	0	5	0	1	0	3	0	1	0	2	0	12
3:45	0	5	0	7	0	5	0	3	0	10	0	30
4:00	0	5	0	2	0	8	1	3	0	5	1	23
4:15	0	11	1	10	0	10	0	12	1	5	2	48
4:30	0	9	0	7	1	11	0	10	0	11	1	48
4:45	0	9	0	11	1	14	0	7	0	11	1	52
5:00	0	12	0	5	0	9	0	14	0	6	0	46
5:15	0	8	0	9	0	9	0	6	0	5	0	37
5:30	0	5	1	6	1	8	0	9	0	3	2	31
5:45	1	5	1	5	1	8	0	5	1	5	4	28
6:00	0	4	0	5	1	9	0	7	0	2	1	27
6:15	1	1	3	5	4	2	1	1	1	2	10	11
6:30	2	0	1	0	1	0	3	2	2	0	9	2
6:45	2	0	2	0	3	0	5	0	5	0	17	0
7:00	0	0	1	0	2	0	3	1	0	0	6	1
7:15	7	1	2	0	3	3	3	0	2	0	17	4
7:30	4	0	1	0	6	1	6	1	3	0	20	2
7:45	8	0	4	0	10	2	9	0	4	0	35	2
8:00	13	0	8	2	6	1	6	0	8	0	41	3
8:15	10	0	11	0	14	0	22	0	17	1	74	1
8:30	10	0	17	0	14	1	12	0	11	0	64	1
8:45	17	0	10	1	15	1	12	1	11	0	65	3
9:00	15	0	12	0	6	0	11	1	10	0	54	1
9:15	10	0	12	0	9	1	13	0	9	0	53	1
9:30	8	0	5	0	9	0	6	0	15	0	43	0
9:45	2	1	7	0	7	0	4	0	3	0	23	1
10:00	5	0	2	0	6	4	3	1	8	0	24	5
10:15	2	0	3	0	3	0	0	1	2	0	10	1
10:30	6	0	0	0	3	0	2	0	4	0	15	0
10:45	1	0	0	0	2	0	1	0	1	0	5	0
11:00	2	0	2	0	2	0	5	0	0	0	11	0
11:15	2	0	1	0	2	0	2	0	1	0	8	0
11:30	4	0	4	0	0	0	2	0	1	0	11	0
11:45	0	0	1	0	3	0	2	0	1	0	7	0
<b>Totals</b>	<b>132</b>	<b>105</b>	<b>112</b>	<b>95</b>	<b>136</b>	<b>140</b>	<b>135</b>	<b>115</b>	<b>121</b>	<b>98</b>	<b>636</b>	<b>553</b>
<b>Day Total</b>	<b>237</b>		<b>207</b>		<b>276</b>		<b>250</b>		<b>219</b>		<b>1189</b>	
<b>AM Pct</b>	55.7%		54.1%		49.3%		54.0%		55.3%			

Peak Hour  
 Peak Volume  
 P.H.F

**AECOM**

7:00-8:00 AM	19	8	21	21	9	16
7:15-8:15 AM	32	15	25	24	17	23
7:30-8:30 AM	35	24	36	43	32	34
7:45-8:45 AM	41	40	44	49	40	43
8:00-9:00 AM	50	46	49	52	47	49

4:00-5:00 PM	34	30	43	32	32	34
4:15-5:15 PM	41	33	44	43	33	39
4:30-5:30 PM	38	32	43	37	33	37
4:45-5:45 PM	34	31	40	36	25	33
5:00-6:00 PM	30	25	34	34	19	28

Client: AECOM  
 File Number:  
 Route: ARB CC  
 Location:

Site Ref: ARB CC  
 Direction: OUT

Count Date	5/22/2023		5/23/2023		5/24/2023		5/25/2023		5/26/2023			
Count Time	AM	PM	AM	PM	AM	PM	AM	PM	AM	PM	AM	PM
0:00	0	2	1	3	0	6	1	3	0	10	2	24
0:15	0	3	0	2	0	1	0	4	0	6	0	16
0:30	0	0	0	9	0	4	0	3	0	4	0	20
0:45	0	1	0	2	0	5	0	3	0	1	0	12
1:00	0	0	0	2	0	3	1	5	0	2	1	12
1:15	0	1	0	1	1	1	0	3	0	3	1	9
1:30	0	5	0	1	0	0	1	5	0	1	1	12
1:45	0	2	0	1	0	3	1	0	1	3	2	9
2:00	0	4	1	2	1	3	1	3	1	2	4	14
2:15	0	4	0	4	0	2	0	3	0	2	0	15
2:30	0	2	0	3	0	7	0	1	0	6	0	19
2:45	0	2	0	3	0	6	0	4	0	2	0	17
3:00	0	1	0	3	0	6	0	7	0	7	0	24
3:15	0	3	0	2	0	3	0	4	0	2	0	14
3:30	0	5	0	4	0	3	0	5	0	6	0	23
3:45	0	5	0	5	0	3	0	2	0	5	0	20
4:00	0	5	0	6	0	6	0	4	0	11	0	32
4:15	0	8	0	8	0	7	1	4	0	8	1	35
4:30	0	10	0	8	1	4	0	14	1	10	2	46
4:45	0	9	0	12	1	20	0	13	0	15	1	69
5:00	0	16	0	13	0	13	0	13	0	12	0	67
5:15	0	11	0	10	0	17	0	12	0	11	0	61
5:30	0	17	1	13	0	11	0	17	0	9	1	67
5:45	0	10	0	13	0	9	0	8	0	2	0	42
6:00	0	6	0	10	0	13	0	6	0	13	0	48
6:15	0	10	1	7	3	8	0	9	1	4	5	38
6:30	2	2	1	9	1	1	1	4	2	3	7	19
6:45	0	3	0	7	1	5	0	1	0	2	1	18
7:00	0	3	0	1	0	2	5	3	2	2	7	11
7:15	3	5	3	0	3	3	4	4	3	1	16	13
7:30	5	3	2	1	3	1	3	2	2	1	15	8
7:45	6	0	3	1	11	1	5	0	5	0	30	2
8:00	4	1	3	2	7	2	10	1	4	1	28	7
8:15	11	2	8	0	3	13	12	0	12	0	46	15
8:30	13	0	15	1	14	2	18	1	15	1	75	5
8:45	13	2	14	0	16	1	11	3	9	1	63	7
9:00	9	1	9	3	8	1	9	1	9	0	44	6
9:15	15	2	13	1	12	1	9	3	9	1	58	8
9:30	12	0	10	1	13	2	16	0	11	2	62	5
9:45	8	0	9	0	7	1	3	1	10	0	37	2
10:00	6	1	4	0	8	2	4	0	8	0	30	3
10:15	4	0	3	0	4	0	3	0	3	0	17	0
10:30	5	0	2	0	8	0	5	0	4	0	24	0
10:45	7	0	3	0	4	0	4	0	1	0	19	0
11:00	7	0	3	0	2	0	5	1	2	0	19	1
11:15	1	0	3	1	4	0	4	0	2	1	14	2
11:30	4	0	5	0	2	0	2	0	4	0	17	0
11:45	2	1	2	0	1	0	5	0	3	0	13	1
<b>Totals</b>	<b>137</b>	<b>168</b>	<b>119</b>	<b>175</b>	<b>139</b>	<b>202</b>	<b>144</b>	<b>180</b>	<b>124</b>	<b>173</b>	<b>663</b>	<b>898</b>
<b>Day Total</b>	<b>305</b>		<b>294</b>		<b>341</b>		<b>324</b>		<b>297</b>		<b>1561</b>	
<b>AM Pct</b>	44.9%		40.5%		40.8%		44.4%		41.8%			

Peak Hour  
 Peak Volume  
 P.H.F

**AECOM**

7:00-8:00 AM	14	8	17	17	12	14
7:15-8:15 AM	18	11	24	22	14	18
7:30-8:30 AM	26	16	24	30	23	24
7:45-8:45 AM	34	29	35	45	36	36
8:00-9:00 AM	41	40	40	51	40	42

4:00-5:00 PM	32	34	37	35	44	36
4:15-5:15 PM	43	41	44	44	45	43
4:30-5:30 PM	46	43	54	52	48	49
4:45-5:45 PM	53	48	61	55	47	53
5:00-6:00 PM	54	49	50	50	34	47

Client: AECOM  
 File Number:  
 Route: L-17a  
 Location:

Site Ref: L-17a  
 Direction: IN

Count Date	5/22/2023		5/23/2023		5/24/2023		5/25/2023		5/26/2023		AM	PM
	AM	PM	AM	PM	AM	PM	AM	PM	AM	PM		
0:00	0	7	0	7	0	6	0	1	0	1	0	22
0:15	0	7	0	5	0	5	0	9	0	5	0	31
0:30	1	0	0	3	0	2	0	5	0	4	1	14
0:45	0	2	0	7	0	11	0	2	0	7	0	29
1:00	0	2	0	9	0	7	0	4	0	7	0	29
1:15	0	5	0	7	0	7	2	2	0	5	2	26
1:30	0	2	0	4	0	4	0	5	0	5	0	20
1:45	0	5	0	4	0	2	0	6	0	7	0	24
2:00	0	2	1	0	1	3	1	4	0	0	3	9
2:15	0	4	2	2	2	6	2	3	2	5	8	20
2:30	0	4	1	2	0	3	0	5	0	4	1	18
2:45	0	4	0	5	1	3	1	0	0	3	2	15
3:00	0	5	0	7	0	7	0	5	0	4	0	28
3:15	0	6	0	5	0	6	0	4	0	3	0	24
3:30	0	7	0	2	0	2	0	2	0	4	0	17
3:45	0	4	0	4	0	5	0	2	0	8	0	23
4:00	1	3	0	5	0	8	0	3	0	4	1	23
4:15	0	1	0	7	0	8	0	7	0	7	0	30
4:30	0	6	0	8	0	8	1	12	0	4	1	38
4:45	0	5	0	7	0	4	0	7	0	3	0	26
5:00	1	11	0	4	2	7	0	6	0	4	3	32
5:15	2	3	2	3	4	8	1	3	3	9	12	26
5:30	8	5	4	6	5	10	3	6	2	9	22	36
5:45	4	6	4	9	4	3	4	4	2	6	18	28
6:00	2	6	4	9	3	7	4	6	3	7	16	35
6:15	12	5	8	8	8	6	6	4	7	5	41	28
6:30	15	4	16	4	15	2	12	2	15	2	73	14
6:45	11	2	19	0	17	1	19	2	15	1	81	6
7:00	15	1	18	1	19	0	16	0	11	0	79	2
7:15	19	0	20	1	18	0	21	0	20	0	98	1
7:30	14	1	19	1	21	2	15	2	11	1	80	7
7:45	24	0	21	1	20	0	22	1	14	0	101	2
8:00	21	0	22	0	34	0	32	0	28	1	137	1
8:15	32	1	31	0	27	2	25	1	38	1	153	5
8:30	39	0	44	0	44	1	35	1	43	1	205	3
8:45	38	0	36	0	33	0	42	0	25	0	174	0
9:00	24	0	28	1	36	0	38	1	27	0	153	2
9:15	29	0	32	0	24	1	33	0	23	0	141	1
9:30	18	0	23	0	22	0	20	0	19	0	102	0
9:45	14	0	20	0	14	0	14	0	13	0	75	0
10:00	9	0	12	1	12	1	14	1	7	0	54	3
10:15	9	0	9	0	9	0	10	0	13	0	50	0
10:30	4	0	7	1	9	0	9	1	11	0	40	2
10:45	8	0	6	0	6	0	4	0	5	0	29	0
11:00	4	1	8	0	7	0	10	0	3	0	32	1
11:15	5	0	4	0	3	0	4	1	2	0	18	1
11:30	5	0	3	0	3	0	11	0	8	0	30	0
11:45	9	0	4	0	4	0	4	0	3	0	24	0
<b>Totals</b>	<b>397</b>	<b>127</b>	<b>428</b>	<b>150</b>	<b>427</b>	<b>158</b>	<b>435</b>	<b>130</b>	<b>373</b>	<b>137</b>	<b>2060</b>	<b>702</b>
<b>Day Total</b>	<b>524</b>		<b>578</b>		<b>585</b>		<b>565</b>		<b>510</b>		<b>2762</b>	
<b>AM Pct</b>	75.8%		74.0%		73.0%		77.0%		73.1%			

Peak Hour  
 Peak Volume  
 P.H.F

**AECOM**

7:00-8:00 AM	72	78	78	74	56	72
7:15-8:15 AM	78	82	93	90	73	83
7:30-8:30 AM	91	93	102	94	91	94
7:45-8:45 AM	116	118	125	114	123	119
8:00-9:00 AM	130	133	138	134	134	134

4:00-5:00 PM	15	27	28	29	18	23
4:15-5:15 PM	23	26	27	32	18	25
4:30-5:30 PM	25	22	27	28	20	24
4:45-5:45 PM	24	20	29	22	25	24
5:00-6:00 PM	25	22	28	19	28	24

Client: AECOM  
 File Number:  
 Route: L-17a  
 Location:

Site Ref: L-17a  
 Direction: OUT

Count Date	5/22/2023		5/23/2023		5/24/2023		5/25/2023		5/26/2023			
Count Time	AM	PM	AM	PM	AM	PM	AM	PM	AM	PM	AM	PM
0:00	0	1	0	10	0	5	0	3	0	9	0	28
0:15	1	3	0	9	0	5	0	6	0	7	1	30
0:30	0	4	0	6	0	5	0	2	0	10	0	27
0:45	0	6	0	6	1	7	0	4	0	8	1	31
1:00	0	7	0	3	1	4	0	9	1	7	2	30
1:15	0	5	0	5	0	2	2	9	1	12	3	33
1:30	0	11	0	12	0	11	0	7	0	8	0	49
1:45	0	6	0	6	1	3	0	6	0	7	1	28
2:00	0	6	2	7	1	9	1	10	1	6	5	38
2:15	0	9	0	10	1	8	0	11	0	9	1	47
2:30	0	6	0	11	0	12	0	8	0	15	0	52
2:45	0	3	0	5	0	7	0	8	0	11	0	34
3:00	0	16	0	14	0	14	0	13	0	20	0	77
3:15	0	21	0	20	0	19	0	14	0	14	0	88
3:30	0	18	0	27	0	15	0	15	0	14	0	89
3:45	0	19	0	18	1	18	0	15	0	18	1	88
4:00	0	20	0	20	0	23	0	17	0	19	0	99
4:15	0	15	0	20	0	17	0	17	0	18	0	87
4:30	0	27	0	26	0	25	0	25	0	23	0	126
4:45	0	21	0	24	0	27	0	26	0	13	0	111
5:00	1	19	0	37	0	25	0	23	0	20	1	124
5:15	0	21	0	22	0	30	0	32	0	16	0	121
5:30	2	30	0	25	0	20	0	20	0	34	2	129
5:45	1	24	0	20	1	29	0	26	0	22	2	121
6:00	0	31	0	27	0	15	0	27	0	23	0	123
6:15	1	20	0	18	0	18	1	28	0	16	2	100
6:30	0	22	1	25	1	24	2	19	1	26	5	116
6:45	3	13	2	15	1	20	2	21	2	5	10	74
7:00	1	7	2	11	1	5	5	7	1	6	10	36
7:15	7	9	1	9	0	11	3	10	1	7	12	46
7:30	1	7	3	3	4	9	1	6	5	8	14	33
7:45	3	1	4	7	0	8	2	7	4	7	13	30
8:00	2	1	2	6	5	5	3	5	2	2	14	19
8:15	5	3	10	1	14	6	8	3	8	1	45	14
8:30	11	3	12	4	9	7	10	2	9	2	51	18
8:45	13	2	5	2	10	1	7	5	10	3	45	13
9:00	9	2	8	0	9	1	11	3	6	1	43	7
9:15	9	0	9	2	8	2	7	2	7	0	40	6
9:30	6	1	8	1	6	2	8	0	4	0	32	4
9:45	5	0	11	0	4	0	4	0	3	0	27	0
10:00	2	0	7	0	4	0	1	1	2	0	16	1
10:15	1	1	5	0	1	1	1	3	5	0	13	5
10:30	0	0	9	1	2	1	7	0	0	1	18	3
10:45	4	1	4	0	2	0	6	0	6	0	22	1
11:00	6	1	2	0	3	0	0	0	2	0	13	1
11:15	4	2	7	1	5	0	8	0	2	0	26	3
11:30	1	0	8	0	5	0	4	1	9	0	27	1
11:45	4	1	3	1	4	1	6	1	3	0	20	4
<b>Totals</b>	<b>103</b>	<b>446</b>	<b>125</b>	<b>497</b>	<b>105</b>	<b>477</b>	<b>110</b>	<b>477</b>	<b>95</b>	<b>448</b>	<b>538</b>	<b>2345</b>
<b>Day Total</b>	<b>549</b>		<b>622</b>		<b>582</b>		<b>587</b>		<b>543</b>		<b>2883</b>	
<b>AM Pct</b>	18.8%		20.1%		18.0%		18.7%		17.5%			

Peak Hour  
 Peak Volume  
 P.H.F

**AECOM**

7:00-8:00 AM	12	10	5	11	11	10
7:15-8:15 AM	13	10	9	9	12	11
7:30-8:30 AM	11	19	23	14	19	17
7:45-8:45 AM	21	28	28	23	23	25
8:00-9:00 AM	31	29	38	28	29	31

4:00-5:00 PM	83	90	92	85	73	85
4:15-5:15 PM	82	107	94	91	74	90
4:30-5:30 PM	88	109	107	106	72	96
4:45-5:45 PM	91	108	102	101	83	97
5:00-6:00 PM	94	104	104	101	92	99

Client: AECOM  
 File Number:  
 Route: L-18a  
 Location:

Site Ref: L-18a  
 Direction: IN

Count Date	5/22/2023		5/23/2023		5/24/2023		5/25/2023		5/26/2023			
	AM	PM	AM	PM	AM	PM	AM	PM	AM	PM	AM	PM
0:00	0	3	0	3	0	0	0	2	0	3	0	11
0:15	0	1	0	2	0	2	0	2	0	1	0	8
0:30	0	3	0	2	0	5	0	5	0	2	0	17
0:45	0	0	0	3	0	4	0	1	0	1	0	9
1:00	0	2	0	3	0	1	0	3	0	1	0	10
1:15	0	3	0	0	0	3	0	2	0	0	0	8
1:30	0	2	0	3	0	1	0	1	0	0	0	7
1:45	0	1	0	3	0	3	0	3	0	1	0	11
2:00	0	0	0	1	0	1	0	0	0	1	0	3
2:15	0	3	0	2	0	2	0	2	0	1	0	10
2:30	0	1	0	9	0	2	0	0	0	2	0	14
2:45	2	5	0	2	0	2	0	1	0	0	2	10
3:00	0	2	0	1	0	0	0	0	0	2	0	5
3:15	0	1	0	0	0	2	0	3	0	0	0	6
3:30	0	1	0	5	2	6	0	1	0	1	2	14
3:45	0	5	0	0	0	1	0	2	0	1	0	9
4:00	0	2	0	3	0	1	0	2	0	1	0	9
4:15	0	0	0	3	0	4	0	3	1	0	1	10
4:30	3	1	3	1	5	0	4	2	3	5	18	9
4:45	7	4	3	2	3	1	4	1	3	3	20	11
5:00	5	2	3	2	5	6	3	0	2	1	18	11
5:15	9	0	5	4	4	2	1	0	2	1	21	7
5:30	2	0	4	1	3	3	7	4	3	1	19	9
5:45	16	1	14	3	5	4	8	1	7	4	50	13
6:00	16	3	22	6	22	0	16	3	24	2	100	14
6:15	21	1	17	2	30	2	28	1	17	0	113	6
6:30	25	4	27	1	31	0	19	6	17	0	119	11
6:45	21	0	21	1	9	0	19	0	21	0	91	1
7:00	13	0	7	0	7	2	7	2	5	2	39	6
7:15	10	3	15	3	7	1	8	2	5	5	45	14
7:30	12	0	6	0	5	1	8	4	5	0	36	5
7:45	10	1	3	0	13	2	7	0	9	0	42	3
8:00	6	0	9	1	5	3	5	0	5	3	30	7
8:15	6	0	6	1	12	0	6	3	5	0	35	4
8:30	4	0	7	4	6	0	2	2	5	0	24	6
8:45	2	0	6	0	3	1	3	0	7	0	21	1
9:00	4	0	7	2	9	0	9	0	7	1	36	3
9:15	3	0	4	0	3	0	2	0	1	0	13	0
9:30	1	1	3	0	5	1	3	0	1	0	13	2
9:45	2	1	4	0	4	0	1	0	1	0	12	1
10:00	1	0	5	0	1	0	1	0	8	0	16	0
10:15	4	0	2	0	0	0	0	0	5	0	11	0
10:30	0	0	4	0	7	0	2	0	4	0	17	0
10:45	1	0	5	0	4	2	2	0	4	0	16	2
11:00	2	0	9	0	8	0	6	0	2	0	27	0
11:15	4	0	7	1	4	0	3	2	4	1	22	4
11:30	2	0	6	1	5	1	8	0	6	0	27	2
11:45	0	2	3	0	1	0	2	0	3	0	9	2
<b>Totals</b>	<b>214</b>	<b>59</b>	<b>237</b>	<b>81</b>	<b>228</b>	<b>72</b>	<b>194</b>	<b>66</b>	<b>192</b>	<b>47</b>	<b>1065</b>	<b>325</b>
<b>Day Total</b>	<b>273</b>		<b>318</b>		<b>300</b>		<b>260</b>		<b>239</b>		<b>1390</b>	
<b>AM Pct</b>	78.4%		74.5%		76.0%		74.6%		80.3%			

Peak Hour  
 Peak Volume  
 P.H.F

**AECOM**

7:00-8:00 AM	45	31	32	30	24	32
7:15-8:15 AM	38	33	30	28	24	31
7:30-8:30 AM	34	24	35	26	24	29
7:45-8:45 AM	26	25	36	20	24	26
8:00-9:00 AM	18	28	26	16	22	22

4:00-5:00 PM	7	9	6	8	9	8
4:15-5:15 PM	7	8	11	6	9	8
4:30-5:30 PM	7	9	9	3	10	8
4:45-5:45 PM	6	9	12	5	6	8
5:00-6:00 PM	3	10	15	5	7	8

Client: AECOM  
 File Number:  
 Route: L-18a  
 Location:

Site Ref: L-18a  
 Direction: OUT

Count Date	5/22/2023		5/23/2023		5/24/2023		5/25/2023		5/26/2023			
	AM	PM	AM	PM	AM	PM	AM	PM	AM	PM	AM	PM
0:00	0	0	0	2	2	0	1	1	2	2	5	5
0:15	0	2	0	1	0	1	0	5	0	1	0	10
0:30	0	2	0	4	0	0	0	2	0	2	0	10
0:45	1	1	0	0	0	3	0	2	0	3	1	9
1:00	0	0	0	5	0	3	0	1	0	0	0	9
1:15	0	0	0	3	0	1	0	3	2	3	2	10
1:30	0	3	2	1	0	2	0	3	0	3	2	12
1:45	1	2	0	1	0	2	0	1	0	1	1	7
2:00	0	3	0	3	0	1	0	0	0	1	0	8
2:15	0	3	0	1	0	3	0	3	0	3	0	13
2:30	0	1	0	2	0	2	0	1	2	2	2	8
2:45	0	3	0	2	0	2	0	6	0	3	0	16
3:00	0	8	0	4	0	5	0	5	0	6	0	28
3:15	0	4	0	5	0	6	0	6	0	4	0	25
3:30	0	13	0	7	0	6	2	6	0	3	2	35
3:45	0	4	0	8	0	6	0	2	0	3	0	23
4:00	0	4	0	3	0	10	0	5	0	5	0	27
4:15	0	4	0	6	0	5	0	2	0	4	0	21
4:30	0	7	0	3	0	8	0	4	0	4	0	26
4:45	0	2	0	6	0	2	0	5	0	6	0	21
5:00	0	2	0	6	0	5	0	3	0	5	0	21
5:15	0	7	1	7	1	1	1	3	2	5	5	23
5:30	0	4	0	7	0	5	1	4	0	11	1	31
5:45	0	6	0	5	0	4	0	4	0	9	0	28
6:00	0	4	0	6	0	3	1	6	0	9	1	28
6:15	2	10	1	2	1	8	0	8	0	7	4	35
6:30	0	8	0	12	1	3	1	7	1	10	3	40
6:45	1	15	0	7	2	9	1	6	0	6	4	43
7:00	0	3	1	6	1	11	1	7	2	3	5	30
7:15	1	17	1	9	1	14	1	7	0	12	4	59
7:30	2	9	3	9	2	15	2	11	0	5	9	49
7:45	3	1	1	9	1	4	0	3	0	5	5	22
8:00	0	3	1	0	0	5	0	5	1	4	2	17
8:15	0	4	0	0	1	0	0	2	0	3	1	9
8:30	0	2	0	3	2	2	2	0	2	1	6	8
8:45	0	3	0	4	0	6	1	2	1	2	2	17
9:00	0	2	0	0	1	0	1	2	0	2	2	6
9:15	1	0	3	4	1	0	0	1	2	1	7	6
9:30	1	0	1	0	0	1	0	1	0	0	2	2
9:45	0	3	1	1	0	2	1	1	1	0	3	7
10:00	0	1	0	2	1	0	1	0	0	0	2	3
10:15	0	0	1	0	3	1	1	0	0	0	5	1
10:30	0	2	3	0	1	0	0	0	0	0	4	2
10:45	0	2	0	0	0	1	0	0	0	0	0	3
11:00	1	0	1	0	5	1	1	0	1	0	9	1
11:15	0	0	5	1	2	0	0	0	1	0	8	1
11:30	0	0	3	1	0	0	4	0	1	0	8	1
11:45	2	0	1	0	0	0	0	0	1	1	4	1
<b>Totals</b>	<b>16</b>	<b>174</b>	<b>30</b>	<b>168</b>	<b>29</b>	<b>169</b>	<b>24</b>	<b>146</b>	<b>22</b>	<b>160</b>	<b>121</b>	<b>817</b>
<b>Day Total</b>	<b>190</b>		<b>198</b>		<b>198</b>		<b>170</b>		<b>182</b>		<b>938</b>	
<b>AM Pct</b>	<b>8.4%</b>		<b>15.2%</b>		<b>14.6%</b>		<b>14.1%</b>		<b>12.1%</b>			

Peak Hour  
 Peak Volume  
 P.H.F

**AECOM**

7:00-8:00 AM	6	6	5	4	2	5
7:15-8:15 AM	6	6	4	3	1	4
7:30-8:30 AM	5	5	4	2	1	3
7:45-8:45 AM	3	2	4	2	3	3
8:00-9:00 AM	0	1	3	3	4	2

4:00-5:00 PM	17	18	25	16	19	19
4:15-5:15 PM	15	21	20	14	19	18
4:30-5:30 PM	18	22	16	15	20	18
4:45-5:45 PM	15	26	13	15	27	19
5:00-6:00 PM	19	25	15	14	30	21



Client: AECOM  
 File Number:  
 Route: L-18b  
 Location:

Site Ref: L-18b  
 Direction: IN

Count Date	5/22/2023		5/23/2023		5/24/2023		5/25/2023		5/26/2023			
	AM	PM	AM	PM	AM	PM	AM	PM	AM	PM	AM	PM
0:00	0	2	1	5	0	2	0	1	0	0	1	10
0:15	0	1	0	0	0	3	0	1	0	2	0	7
0:30	0	5	0	3	0	4	0	4	0	0	0	16
0:45	0	4	0	3	0	2	0	2	0	0	0	11
1:00	0	3	0	2	0	1	0	5	0	5	0	16
1:15	0	2	0	1	0	0	0	1	0	2	0	6
1:30	0	3	0	4	0	1	0	2	0	4	0	14
1:45	0	2	0	2	0	3	0	3	0	3	0	13
2:00	0	3	0	7	0	1	0	0	2	4	2	15
2:15	0	2	0	0	0	2	0	2	0	1	0	7
2:30	0	2	0	3	0	5	0	4	0	3	0	17
2:45	0	0	0	0	0	1	0	1	0	3	0	5
3:00	0	4	0	6	0	7	0	0	0	2	0	19
3:15	0	10	0	2	0	4	0	9	0	8	0	33
3:30	0	10	0	1	0	7	0	4	0	8	0	30
3:45	0	4	0	6	0	2	0	7	0	4	0	23
4:00	0	10	0	5	0	2	0	3	0	3	0	23
4:15	0	3	0	8	0	4	1	4	0	4	1	23
4:30	0	7	0	9	1	4	0	8	0	4	1	32
4:45	0	2	0	2	0	2	0	6	0	5	0	17
5:00	2	2	1	5	1	1	2	4	3	2	9	14
5:15	3	4	1	5	2	5	3	5	2	8	11	27
5:30	6	4	6	6	2	2	4	4	1	6	19	22
5:45	3	2	9	5	7	6	3	4	7	6	29	23
6:00	6	4	6	5	4	4	5	7	5	4	26	24
6:15	6	5	6	11	7	4	11	1	7	0	37	21
6:30	4	5	9	1	6	2	7	0	4	2	30	10
6:45	12	4	4	0	8	2	4	3	3	0	31	9
7:00	7	2	12	1	11	0	10	2	7	1	47	6
7:15	3	2	4	0	5	1	1	0	2	0	15	3
7:30	8	0	7	0	5	1	5	0	7	0	32	1
7:45	5	4	11	1	5	1	8	0	9	1	38	7
8:00	7	1	6	0	7	0	4	0	8	1	32	2
8:15	8	2	10	0	8	1	2	4	6	3	34	10
8:30	8	0	14	0	11	1	6	0	7	0	46	1
8:45	14	1	11	0	14	0	7	0	9	0	55	1
9:00	12	0	8	0	10	1	12	0	6	0	48	1
9:15	5	1	5	1	4	2	6	2	3	1	23	7
9:30	6	0	8	0	10	1	17	0	3	0	44	1
9:45	8	0	5	2	7	0	2	1	7	0	29	3
10:00	3	0	3	0	4	0	11	1	4	1	25	2
10:15	6	0	10	0	7	0	4	0	7	0	34	0
10:30	3	0	14	0	6	0	5	0	3	0	31	0
10:45	6	0	6	0	6	0	5	0	7	0	30	0
11:00	7	0	6	0	3	0	1	0	3	0	20	0
11:15	2	0	8	0	1	0	9	0	5	0	25	0
11:30	3	0	5	0	2	0	4	0	3	0	17	0
11:45	2	0	4	0	1	0	4	0	5	0	16	0
<b>Totals</b>	<b>165</b>	<b>122</b>	<b>200</b>	<b>112</b>	<b>165</b>	<b>92</b>	<b>163</b>	<b>105</b>	<b>145</b>	<b>101</b>	<b>838</b>	<b>532</b>
<b>Day Total</b>	<b>287</b>		<b>312</b>		<b>257</b>		<b>268</b>		<b>246</b>		<b>1370</b>	
<b>AM Pct</b>	57.5%		64.1%		64.2%		60.8%		58.9%			

Peak Hour  
 Peak Volume  
 P.H.F

**AECOM**

7:00-8:00 AM	23	34	26	24	25	26
7:15-8:15 AM	23	28	22	18	26	23
7:30-8:30 AM	28	34	25	19	30	27
7:45-8:45 AM	28	41	31	20	30	30
8:00-9:00 AM	37	41	40	19	30	33

4:00-5:00 PM	22	24	12	21	16	19
4:15-5:15 PM	14	24	11	22	15	17
4:30-5:30 PM	15	21	12	23	19	18
4:45-5:45 PM	12	18	10	19	21	16
5:00-6:00 PM	12	21	14	17	22	17

Client: AECOM  
 File Number:  
 Route: L-18b  
 Location:

Site Ref: L-18b  
 Direction: OUT

Count Date	5/22/2023		5/23/2023		5/24/2023		5/25/2023		5/26/2023			
Count Time	AM	PM	AM	PM	AM	PM	AM	PM	AM	PM	AM	PM
0:00	0	7	0	1	0	3	0	2	0	1	0	14
0:15	0	1	0	2	0	0	0	4	0	0	0	7
0:30	0	0	0	3	0	2	0	1	0	0	0	6
0:45	0	0	0	6	0	6	0	0	0	0	0	12
1:00	0	1	0	5	0	3	0	1	0	0	0	10
1:15	0	2	1	2	0	3	0	3	0	1	1	11
1:30	0	1	0	3	0	0	0	2	0	0	0	6
1:45	0	2	0	7	0	3	0	0	0	0	0	12
2:00	0	2	0	4	0	4	0	4	0	6	0	20
2:15	0	0	0	0	0	4	0	1	0	6	0	11
2:30	0	1	0	2	0	4	2	1	0	3	2	11
2:45	0	3	0	1	0	1	0	4	0	2	0	11
3:00	0	2	0	0	0	4	0	1	0	2	0	9
3:15	0	1	0	3	0	1	0	1	0	3	0	9
3:30	0	1	0	0	0	8	0	3	0	3	0	15
3:45	0	1	0	2	0	6	0	4	0	0	0	13
4:00	0	1	0	1	0	4	0	1	0	0	0	7
4:15	0	2	0	3	0	4	0	6	0	2	0	17
4:30	0	6	0	3	0	5	0	3	0	3	0	20
4:45	0	5	0	1	0	3	0	6	0	3	0	18
5:00	0	5	0	7	0	7	0	8	0	0	0	27
5:15	0	4	0	7	0	10	0	3	0	8	0	32
5:30	0	4	1	6	0	7	0	3	0	6	1	26
5:45	0	2	0	2	0	6	0	4	0	2	0	16
6:00	0	2	1	2	0	0	2	4	1	1	4	9
6:15	0	4	0	4	0	8	1	5	0	2	1	23
6:30	0	5	2	2	0	4	0	3	0	5	2	19
6:45	0	0	0	2	0	1	0	4	1	1	1	8
7:00	4	0	1	3	0	5	0	1	1	2	6	11
7:15	0	1	3	6	0	3	4	0	3	5	10	15
7:30	2	3	2	2	2	2	3	2	0	6	9	15
7:45	0	2	0	3	0	7	0	3	0	0	0	15
8:00	0	1	0	5	2	5	0	3	0	1	2	15
8:15	0	2	0	1	0	3	0	0	0	0	0	6
8:30	3	4	0	2	3	0	1	1	0	0	7	7
8:45	0	1	0	0	0	1	1	0	0	0	1	2
9:00	0	0	0	0	0	5	2	2	0	0	2	7
9:15	0	1	0	0	0	0	1	0	0	0	1	1
9:30	0	1	0	0	2	1	0	0	1	1	3	3
9:45	0	0	0	1	0	0	0	1	0	1	0	3
10:00	1	0	0	0	0	0	4	0	0	1	5	1
10:15	0	0	0	0	1	2	0	0	0	0	1	2
10:30	0	0	0	0	0	0	0	0	0	0	0	0
10:45	1	0	2	0	2	0	1	0	0	0	6	0
11:00	0	0	7	1	2	0	0	0	0	0	9	1
11:15	1	2	1	0	1	4	0	2	2	0	5	8
11:30	4	0	1	0	0	1	2	0	0	0	7	1
11:45	2	0	1	1	0	1	1	0	3	0	7	2
<b>Totals</b>	<b>18</b>	<b>83</b>	<b>23</b>	<b>106</b>	<b>15</b>	<b>151</b>	<b>25</b>	<b>97</b>	<b>12</b>	<b>77</b>	<b>93</b>	<b>514</b>
<b>Day Total</b>	<b>101</b>		<b>129</b>		<b>166</b>		<b>122</b>		<b>89</b>		<b>607</b>	
<b>AM Pct</b>	<b>17.8%</b>		<b>17.8%</b>		<b>9.0%</b>		<b>20.5%</b>		<b>13.5%</b>			

Peak Hour  
 Peak Volume  
 P.H.F

**AECOM**

7:00-8:00 AM	6	6	2	7	4	5
7:15-8:15 AM	2	5	4	7	3	4
7:30-8:30 AM	2	2	4	3	0	2
7:45-8:45 AM	3	0	5	1	0	2
8:00-9:00 AM	3	0	5	2	0	2

4:00-5:00 PM	14	8	16	16	8	12
4:15-5:15 PM	18	14	19	23	8	16
4:30-5:30 PM	20	18	25	20	14	19
4:45-5:45 PM	18	21	27	20	17	21
5:00-6:00 PM	15	22	30	18	16	20

Client: AECOM  
 File Number:  
 Route: L-18c  
 Location:

Site Ref: L-18c  
 Direction: IN

Count Date	5/22/2023		5/23/2023		5/24/2023		5/25/2023		5/26/2023		AM	PM
	AM	PM	AM	PM	AM	PM	AM	PM	AM	PM		
0:00	0	5	2	4	0	9	1	7	0	0	3	25
0:15	0	3	0	1	0	5	0	2	0	5	0	16
0:30	0	3	0	1	0	3	0	2	0	1	0	10
0:45	0	3	0	6	0	9	0	4	0	4	0	26
1:00	0	0	0	0	0	3	2	11	0	3	2	17
1:15	0	5	0	9	0	1	0	1	0	5	0	21
1:30	0	3	0	8	0	4	0	1	0	1	0	17
1:45	0	8	0	4	0	8	0	2	0	3	0	25
2:00	0	0	0	0	0	2	0	4	0	1	0	7
2:15	0	5	3	8	3	8	2	4	4	4	12	29
2:30	0	9	0	1	0	1	0	3	0	3	0	17
2:45	0	0	0	2	0	2	0	0	0	3	0	7
3:00	0	3	0	5	0	1	0	5	0	3	0	17
3:15	0	1	0	2	0	1	0	2	0	0	0	6
3:30	0	4	2	5	0	9	1	3	0	7	3	28
3:45	0	1	0	3	0	3	0	1	1	0	1	8
4:00	0	4	0	0	0	3	0	3	0	1	0	11
4:15	1	2	0	1	0	0	0	2	0	3	1	8
4:30	1	2	0	2	1	5	0	1	0	4	2	14
4:45	0	4	2	2	2	2	2	4	1	0	7	12
5:00	1	3	2	10	0	5	1	3	1	3	5	24
5:15	0	0	1	1	2	3	0	1	0	2	3	7
5:30	5	5	0	0	0	3	1	2	0	3	6	13
5:45	1	2	0	0	1	1	2	1	0	1	4	5
6:00	1	1	0	0	0	2	2	0	2	1	5	4
6:15	5	4	15	3	9	4	5	3	7	1	41	15
6:30	3	0	5	0	5	3	3	5	4	2	20	10
6:45	6	2	5	2	4	2	5	0	4	1	24	7
7:00	2	0	3	4	5	2	6	1	1	2	17	9
7:15	2	2	7	0	6	3	4	1	6	0	25	6
7:30	6	1	5	2	3	2	6	2	8	2	28	9
7:45	8	0	6	2	1	0	8	0	3	0	26	2
8:00	6	0	3	1	6	4	11	3	4	4	30	12
8:15	4	0	1	0	9	1	9	1	3	0	26	2
8:30	14	0	14	1	4	0	9	0	5	0	46	1
8:45	12	0	9	0	9	0	11	0	8	0	49	0
9:00	4	0	14	0	7	0	13	0	7	2	45	2
9:15	7	0	8	0	5	0	5	0	2	0	27	0
9:30	10	0	5	0	3	0	5	0	4	0	27	0
9:45	9	0	13	0	9	0	10	0	4	0	45	0
10:00	9	0	5	0	7	1	2	0	8	0	31	1
10:15	2	3	3	0	0	0	10	0	7	0	22	3
10:30	5	2	4	0	6	0	7	0	3	4	25	6
10:45	2	0	8	0	5	0	2	0	5	0	22	0
11:00	8	2	12	0	4	0	4	1	4	0	32	3
11:15	0	1	7	3	4	0	2	3	5	0	18	7
11:30	6	0	2	0	2	0	0	0	3	0	13	0
11:45	3	0	5	1	5	0	0	0	1	0	14	1
<b>Totals</b>	<b>143</b>	<b>93</b>	<b>171</b>	<b>94</b>	<b>127</b>	<b>115</b>	<b>151</b>	<b>89</b>	<b>115</b>	<b>79</b>	<b>707</b>	<b>470</b>
<b>Day Total</b>	<b>236</b>		<b>265</b>		<b>242</b>		<b>240</b>		<b>194</b>		<b>1177</b>	
<b>AM Pct</b>	60.6%		64.5%		52.5%		62.9%		59.3%			

Peak Hour  
 Peak Volume  
 P.H.F

**AECOM**

7:00-8:00 AM	18	21	15	24	18	19
7:15-8:15 AM	22	21	16	29	21	22
7:30-8:30 AM	24	15	19	34	18	22
7:45-8:45 AM	32	24	20	37	15	26
8:00-9:00 AM	36	27	28	40	20	30

4:00-5:00 PM	12	5	10	10	8	9
4:15-5:15 PM	11	15	12	10	10	12
4:30-5:30 PM	9	15	15	9	9	11
4:45-5:45 PM	12	13	13	10	8	11
5:00-6:00 PM	10	11	12	7	9	10

Client: AECOM  
 File Number:  
 Route: L-18c  
 Location:

Site Ref: L-18c  
 Direction: OUT

Count Date	5/22/2023		5/23/2023		5/24/2023		5/25/2023		5/26/2023			
Count Time	AM	PM	AM	PM	AM	PM	AM	PM	AM	PM	AM	PM
0:00	1	1	2	3	1	9	0	6	0	5	4	24
0:15	0	7	0	7	0	10	0	5	0	1	0	30
0:30	4	4	1	8	0	10	0	5	4	8	9	35
0:45	1	5	0	4	0	7	1	14	0	12	2	42
1:00	0	5	0	2	0	3	1	6	0	6	1	22
1:15	1	9	0	9	0	2	5	14	0	4	6	38
1:30	0	5	0	6	0	5	0	6	0	9	0	31
1:45	1	8	0	15	0	4	0	8	0	4	1	39
2:00	0	11	0	9	0	8	0	7	1	5	1	40
2:15	0	9	0	7	0	10	1	4	0	4	1	34
2:30	0	12	0	17	0	10	0	12	0	2	0	53
2:45	0	3	0	9	0	14	0	9	0	11	0	46
3:00	0	6	0	12	0	13	0	10	0	8	0	49
3:15	0	9	0	12	0	16	0	13	0	18	0	68
3:30	0	11	0	11	0	14	0	14	0	26	0	76
3:45	0	12	0	8	0	16	0	13	0	11	0	60
4:00	0	9	0	12	0	22	0	5	0	12	0	60
4:15	0	19	0	28	0	14	0	20	0	11	0	92
4:30	1	10	0	17	0	15	0	16	0	14	1	72
4:45	0	19	0	17	0	18	0	17	0	17	0	88
5:00	0	4	2	14	2	9	2	13	2	12	8	52
5:15	6	19	4	20	4	15	2	19	6	18	22	91
5:30	8	19	2	20	2	16	1	10	2	15	15	80
5:45	2	11	5	32	4	13	3	19	4	15	18	90
6:00	3	18	2	18	3	9	4	11	5	10	17	66
6:15	5	13	6	7	3	15	4	7	4	10	22	52
6:30	5	9	4	5	4	6	2	6	6	8	21	34
6:45	7	9	4	10	4	10	8	6	2	5	25	40
7:00	2	8	4	11	3	10	2	7	5	4	16	40
7:15	4	6	7	8	5	9	7	9	4	2	27	34
7:30	6	4	5	8	6	12	5	10	3	9	25	43
7:45	7	10	5	3	5	4	4	2	8	8	29	27
8:00	6	7	4	7	5	4	2	7	4	2	21	27
8:15	7	3	8	4	8	7	6	5	5	4	34	23
8:30	4	5	3	5	4	4	6	1	4	0	21	15
8:45	7	4	7	3	8	6	8	3	6	0	36	16
9:00	6	5	8	6	6	0	5	3	5	5	30	19
9:15	2	2	1	0	1	8	2	2	1	3	7	15
9:30	5	1	3	0	4	1	2	0	1	0	15	2
9:45	9	1	3	1	4	0	4	2	1	5	21	9
10:00	3	2	8	0	10	1	8	1	5	0	34	4
10:15	6	3	5	0	4	1	3	0	9	0	27	4
10:30	5	2	8	0	12	0	2	0	2	4	29	6
10:45	8	0	3	0	6	0	3	2	4	2	24	4
11:00	4	2	5	2	10	2	6	2	7	2	32	10
11:15	1	1	6	2	3	4	11	4	2	2	23	13
11:30	1	1	6	0	6	1	7	0	3	1	23	3
11:45	6	0	3	0	9	1	3	0	6	0	27	1
<b>Totals</b>	<b>144</b>	<b>343</b>	<b>134</b>	<b>399</b>	<b>146</b>	<b>388</b>	<b>130</b>	<b>355</b>	<b>121</b>	<b>334</b>	<b>675</b>	<b>1819</b>
<b>Day Total</b>	<b>487</b>		<b>533</b>		<b>534</b>		<b>485</b>		<b>455</b>		<b>2494</b>	
<b>AM Pct</b>	29.6%		25.1%		27.3%		26.8%		26.6%			

Peak Hour  
 Peak Volume  
 P.H.F

**AECOM**

7:00-8:00 AM	19	21	19	18	20	19
7:15-8:15 AM	23	21	21	18	19	20
7:30-8:30 AM	26	22	24	17	20	22
7:45-8:45 AM	24	20	22	18	21	21
8:00-9:00 AM	24	22	25	22	19	22

4:00-5:00 PM	57	74	69	58	54	62
4:15-5:15 PM	52	76	56	66	54	61
4:30-5:30 PM	52	68	57	65	61	61
4:45-5:45 PM	61	71	58	59	62	62
5:00-6:00 PM	53	86	53	61	60	63

Client: AECOM  
 File Number:  
 Route: L-1a  
 Location:

Site Ref: L-1a  
 Direction: IN

Count Date	5/22/2023		5/23/2023		5/24/2023		5/25/2023		5/26/2023		AM	PM
	AM	PM	AM	PM	AM	PM	AM	PM	AM	PM		
0:00	0	15	2	12	2	18	2	15	2	8	8	68
0:15	0	21	0	22	2	14	1	23	2	22	5	102
0:30	0	18	3	31	3	16	1	22	2	18	9	105
0:45	1	20	0	21	0	18	0	13	1	22	2	94
1:00	0	13	0	13	0	18	0	19	1	13	1	76
1:15	0	16	0	12	0	19	0	12	0	13	0	72
1:30	0	17	0	12	1	15	1	22	1	10	3	76
1:45	0	13	1	16	0	15	1	18	1	15	3	77
2:00	0	14	0	23	1	24	0	18	1	20	2	99
2:15	0	23	0	31	0	26	1	29	0	19	1	128
2:30	0	18	2	24	0	17	1	27	2	15	5	101
2:45	1	12	0	12	1	11	0	10	0	12	2	57
3:00	0	5	1	7	0	8	0	5	0	4	1	29
3:15	0	7	0	6	2	5	1	6	1	1	4	25
3:30	2	7	3	5	1	5	1	4	2	5	9	26
3:45	3	5	4	4	2	8	3	3	5	7	17	27
4:00	1	8	1	8	4	3	1	7	2	5	9	31
4:15	4	2	5	5	5	6	5	6	5	6	24	25
4:30	4	5	5	5	6	7	3	6	6	4	24	27
4:45	4	5	1	3	2	7	5	4	5	5	17	24
5:00	6	4	7	2	8	5	6	4	12	9	39	24
5:15	5	3	9	1	5	3	7	7	6	2	32	16
5:30	9	0	11	5	12	7	10	7	6	3	48	22
5:45	11	2	14	4	20	3	9	3	11	3	65	15
6:00	39	4	47	4	42	2	43	2	41	1	212	13
6:15	59	0	73	2	65	2	62	2	68	2	327	8
6:30	77	4	87	3	84	4	104	3	80	2	432	16
6:45	59	3	49	2	69	3	63	3	74	1	314	12
7:00	39	2	38	1	34	3	35	1	33	1	179	8
7:15	56	0	53	2	45	5	56	4	37	2	247	13
7:30	58	4	50	2	75	1	56	2	53	6	292	15
7:45	66	5	61	8	48	10	56	5	49	6	280	34
8:00	55	2	48	0	48	5	42	2	40	3	233	12
8:15	41	2	51	1	44	2	53	1	28	3	217	9
8:30	47	6	28	2	45	4	51	1	29	2	200	15
8:45	34	2	43	4	45	3	36	0	30	2	188	11
9:00	23	4	31	3	24	1	28	4	21	4	127	16
9:15	19	3	21	4	29	3	17	4	12	7	98	21
9:30	21	3	18	5	19	4	16	3	12	4	86	19
9:45	11	4	18	4	18	6	8	4	7	4	62	22
10:00	13	6	15	2	21	3	15	4	14	3	78	18
10:15	8	4	16	5	15	4	22	4	9	3	70	20
10:30	11	6	15	8	8	4	8	3	10	3	52	24
10:45	13	4	10	4	13	4	8	4	9	5	53	21
11:00	9	2	10	4	9	4	5	2	6	4	39	16
11:15	9	4	11	4	9	5	8	4	9	7	46	24
11:30	9	8	14	6	12	6	10	5	3	4	48	29
11:45	8	2	6	4	15	2	8	3	8	2	45	13
<b>Totals</b>	<b>835</b>	<b>337</b>	<b>882</b>	<b>368</b>	<b>913</b>	<b>368</b>	<b>869</b>	<b>360</b>	<b>756</b>	<b>322</b>	<b>4255</b>	<b>1755</b>
<b>Day Total</b>	<b>1172</b>		<b>1250</b>		<b>1281</b>		<b>1229</b>		<b>1078</b>		<b>6010</b>	
<b>AM Pct</b>	71.2%		70.6%		71.3%		70.7%		70.1%			

Peak Hour  
 Peak Volume  
 P.H.F

**AECOM**

<b>7:00-8:00 AM</b>	219	202	202	203	172	200
<b>7:15-8:15 AM</b>	235	212	216	210	179	210
<b>7:30-8:30 AM</b>	220	210	215	207	170	204
<b>7:45-8:45 AM</b>	209	188	185	202	146	186
<b>8:00-9:00 AM</b>	177	170	182	182	127	168

<b>4:00-5:00 PM</b>	20	21	23	23	20	21
<b>4:15-5:15 PM</b>	16	15	25	20	24	20
<b>4:30-5:30 PM</b>	17	11	22	21	20	18
<b>4:45-5:45 PM</b>	12	11	22	22	19	17
<b>5:00-6:00 PM</b>	9	12	18	21	17	15

Client: AECOM  
 File Number:  
 Route: L-1a  
 Location:

Site Ref: L-1a  
 Direction: OUT

Count Date	5/22/2023		5/23/2023		5/24/2023		5/25/2023		5/26/2023			
	AM	PM	AM	PM	AM	PM	AM	PM	AM	PM	AM	PM
0:00	0	15	2	15	6	8	2	9	4	8	14	55
0:15	0	15	0	13	3	10	1	15	3	9	7	62
0:30	0	13	3	19	4	10	1	6	2	10	10	58
0:45	1	17	2	10	0	9	1	10	2	6	6	52
1:00	0	24	0	13	0	10	0	10	2	11	2	68
1:15	0	7	0	8	1	15	0	13	0	13	1	56
1:30	0	15	4	20	1	12	4	19	5	16	14	82
1:45	0	8	2	18	0	22	0	11	1	17	3	76
2:00	0	17	0	11	2	16	0	8	1	17	3	69
2:15	0	16	0	20	1	11	0	21	0	14	1	82
2:30	0	13	2	12	0	17	0	18	2	18	4	78
2:45	1	27	0	23	0	21	1	16	0	24	2	111
3:00	0	21	0	35	0	28	0	21	0	12	0	117
3:15	0	25	0	31	1	26	0	21	0	20	1	123
3:30	0	45	0	56	1	52	2	44	1	47	4	244
3:45	2	39	2	38	2	48	0	29	3	34	9	188
4:00	0	40	0	36	0	45	1	50	1	29	2	200
4:15	0	48	1	62	0	41	1	30	0	30	2	211
4:30	2	52	2	56	1	39	1	36	0	31	6	214
4:45	2	39	1	59	0	56	1	47	1	39	5	240
5:00	1	56	1	54	1	48	3	40	1	51	7	249
5:15	2	49	0	54	0	63	0	62	0	26	2	254
5:30	1	36	1	45	3	36	0	50	0	39	5	206
5:45	0	39	1	41	1	44	1	42	2	33	5	199
6:00	1	30	0	28	5	18	3	25	1	23	10	124
6:15	2	27	1	26	2	20	1	29	2	21	8	123
6:30	1	17	2	19	2	18	0	24	4	14	9	92
6:45	2	20	2	22	0	19	1	28	2	14	7	103
7:00	3	9	3	16	2	22	3	23	2	8	13	78
7:15	0	24	4	18	2	31	2	18	2	17	10	108
7:30	1	34	0	43	4	27	4	37	3	45	12	186
7:45	3	46	1	47	1	61	2	49	2	44	9	247
8:00	3	14	6	33	0	26	1	22	5	29	15	124
8:15	3	6	2	9	4	12	7	10	3	9	19	46
8:30	6	14	3	8	1	5	5	6	6	12	21	45
8:45	1	8	8	9	5	12	4	6	7	3	25	38
9:00	5	6	3	2	4	6	4	5	3	6	19	25
9:15	4	8	6	8	7	9	5	5	4	5	26	35
9:30	8	10	7	9	1	12	7	9	3	16	26	56
9:45	6	16	5	16	4	14	4	10	6	8	25	64
10:00	2	6	1	4	9	6	4	3	5	5	21	24
10:15	3	11	5	10	5	10	5	7	6	4	24	42
10:30	5	10	11	8	6	9	7	6	1	7	30	40
10:45	11	5	6	7	3	8	5	7	6	10	31	37
11:00	4	10	8	19	9	11	7	11	5	6	33	57
11:15	14	11	6	16	14	14	7	19	10	18	51	78
11:30	2	24	8	13	12	23	8	16	12	21	42	97
11:45	5	5	4	10	11	7	6	9	10	3	36	34
<b>Totals</b>	<b>107</b>	<b>1047</b>	<b>126</b>	<b>1149</b>	<b>141</b>	<b>1087</b>	<b>122</b>	<b>1012</b>	<b>141</b>	<b>902</b>	<b>637</b>	<b>5197</b>
<b>Day Total</b>	<b>1154</b>		<b>1275</b>		<b>1228</b>		<b>1134</b>		<b>1043</b>		<b>5834</b>	
<b>AM Pct</b>	9.3%		9.9%		11.5%		10.8%		13.5%			

Peak Hour  
 Peak Volume  
 P.H.F

**AECOM**

7:00-8:00 AM	7	8	9	11	9	9
7:15-8:15 AM	7	11	7	9	12	9
7:30-8:30 AM	10	9	9	14	13	11
7:45-8:45 AM	15	12	6	15	16	13
8:00-9:00 AM	13	19	10	17	21	16

4:00-5:00 PM	179	213	181	163	129	173
4:15-5:15 PM	195	231	184	153	151	183
4:30-5:30 PM	196	223	206	185	147	191
4:45-5:45 PM	180	212	203	199	155	190
5:00-6:00 PM	180	194	191	194	149	182

Client: AECOM  
 File Number:  
 Route: L-1b  
 Location:

Site Ref: L-1b  
 Direction: IN

Count Date	5/22/2023		5/23/2023		5/24/2023		5/25/2023		5/26/2023			
Count Time	AM	PM	AM	PM	AM	PM	AM	PM	AM	PM	AM	PM
0:00	0	16	1	24	0	19	0	13	0	11	1	83
0:15	0	27	0	22	1	21	1	19	0	20	2	109
0:30	0	27	0	29	1	31	0	20	1	20	2	127
0:45	0	25	1	19	0	34	0	26	0	13	1	117
1:00	0	25	0	19	0	28	0	19	0	23	0	114
1:15	0	13	0	35	0	33	0	21	1	24	1	126
1:30	0	26	1	21	0	29	1	22	0	19	2	117
1:45	0	24	2	31	0	32	2	23	2	16	6	126
2:00	0	34	0	32	1	32	0	24	0	19	1	141
2:15	0	29	0	13	0	29	0	24	0	29	0	124
2:30	0	13	0	33	0	30	0	30	0	23	0	129
2:45	0	21	0	24	0	16	0	13	0	19	0	93
3:00	1	25	1	17	1	25	1	23	2	21	6	111
3:15	0	12	0	22	0	20	0	13	0	25	0	92
3:30	0	13	0	17	0	12	0	16	0	10	0	68
3:45	0	19	0	16	0	17	0	17	0	20	0	89
4:00	0	20	0	6	0	9	0	22	0	20	0	77
4:15	1	8	1	12	0	14	1	11	1	21	4	66
4:30	0	21	0	16	0	13	0	14	1	9	1	73
4:45	0	6	1	13	0	15	1	4	0	12	2	50
5:00	0	10	0	6	0	5	0	4	1	9	1	34
5:15	0	10	0	6	0	9	0	10	0	6	0	41
5:30	0	8	0	2	1	6	0	4	0	6	1	26
5:45	1	6	1	9	1	2	0	6	2	8	5	31
6:00	6	6	0	5	1	5	1	4	0	5	8	25
6:15	4	6	12	4	6	7	5	2	3	7	30	26
6:30	11	3	9	6	15	3	13	7	11	5	59	24
6:45	11	4	15	5	6	10	14	4	18	7	64	30
7:00	9	5	5	1	7	1	7	4	8	1	36	12
7:15	12	3	13	3	8	5	9	4	8	6	50	21
7:30	12	4	19	2	18	4	17	7	16	3	82	20
7:45	19	2	26	1	21	2	24	1	18	4	108	10
8:00	20	5	19	5	21	2	17	5	9	5	86	22
8:15	22	2	27	2	31	2	27	1	26	1	133	8
8:30	41	1	23	1	34	3	28	2	25	2	151	9
8:45	26	0	25	3	34	1	30	1	36	4	151	9
9:00	31	0	19	6	23	2	41	3	35	1	149	12
9:15	34	1	30	2	36	4	34	1	24	1	158	9
9:30	29	1	26	0	31	2	24	0	24	1	134	4
9:45	21	0	21	0	26	0	25	2	23	3	116	5
10:00	32	1	26	2	27	0	23	0	34	2	142	5
10:15	30	0	11	0	28	0	20	1	21	0	110	1
10:30	23	2	24	0	29	0	18	0	20	0	114	2
10:45	35	0	23	0	27	1	25	1	28	0	138	2
11:00	15	0	20	0	25	1	21	0	21	0	102	1
11:15	29	0	27	0	18	0	14	0	16	0	104	0
11:30	13	0	15	0	16	0	20	0	18	1	82	1
11:45	8	0	12	0	11	0	13	0	24	0	68	0
<b>Totals</b>	<b>496</b>	<b>484</b>	<b>456</b>	<b>492</b>	<b>505</b>	<b>536</b>	<b>477</b>	<b>448</b>	<b>477</b>	<b>462</b>	<b>2411</b>	<b>2422</b>
<b>Day Total</b>	<b>980</b>		<b>948</b>		<b>1041</b>		<b>925</b>		<b>939</b>		<b>4833</b>	
<b>AM Pct</b>	50.6%		48.1%		48.5%		51.6%		50.8%			

Peak Hour  
 Peak Volume  
 P.H.F

**AECOM**

<b>7:00-8:00 AM</b>	52	63	54	57	50	55
<b>7:15-8:15 AM</b>	63	77	68	67	51	65
<b>7:30-8:30 AM</b>	73	91	91	85	69	82
<b>7:45-8:45 AM</b>	102	95	107	96	78	96
<b>8:00-9:00 AM</b>	109	94	120	102	96	104

<b>4:00-5:00 PM</b>	55	47	51	51	62	53
<b>4:15-5:15 PM</b>	45	47	47	33	51	45
<b>4:30-5:30 PM</b>	47	41	42	32	36	40
<b>4:45-5:45 PM</b>	34	27	35	22	33	30
<b>5:00-6:00 PM</b>	34	23	22	24	29	26

Client: AECOM  
 File Number:  
 Route: L-1b  
 Location:

Site Ref: L-1b  
 Direction: OUT

Count Date	5/22/2023		5/23/2023		5/24/2023		5/25/2023		5/26/2023		AM	PM
	AM	PM	AM	PM	AM	PM	AM	PM	AM	PM		
0:00	0	28	2	31	1	36	0	32	0	24	3	151
0:15	0	28	1	21	1	23	0	25	3	25	5	122
0:30	0	25	1	18	2	25	3	26	0	27	6	121
0:45	0	16	0	6	0	19	0	17	0	23	0	81
1:00	0	15	0	14	0	18	0	19	1	14	1	80
1:15	0	16	0	18	0	23	0	15	1	23	1	95
1:30	0	19	2	20	1	31	5	14	2	9	10	93
1:45	0	23	2	27	0	23	1	17	4	14	7	104
2:00	0	22	0	23	2	23	0	17	0	17	2	102
2:15	0	20	0	24	1	23	0	23	0	20	1	110
2:30	0	26	0	33	0	23	0	24	0	23	0	129
2:45	0	23	1	18	0	26	0	24	0	18	1	109
3:00	1	23	1	30	1	21	1	19	1	17	5	110
3:15	0	29	0	26	0	21	0	20	0	25	0	121
3:30	0	21	0	19	0	36	0	14	0	17	0	107
3:45	0	31	0	15	1	25	2	19	1	33	4	123
4:00	0	28	0	21	0	22	0	33	0	17	0	121
4:15	0	21	0	24	0	26	0	19	0	20	0	110
4:30	0	21	0	17	0	32	0	22	0	17	0	109
4:45	0	22	0	31	0	30	0	19	0	26	0	128
5:00	0	12	0	23	0	26	0	17	0	16	0	94
5:15	0	10	0	11	0	18	0	16	1	10	1	65
5:30	0	18	1	14	2	11	0	11	0	15	3	69
5:45	0	16	0	7	0	12	0	15	0	10	0	60
6:00	3	12	0	10	0	10	0	13	0	9	3	54
6:15	1	8	2	15	0	15	1	7	0	8	4	53
6:30	4	8	3	5	4	8	1	11	1	7	13	39
6:45	3	5	2	13	3	11	2	5	4	8	14	42
7:00	3	6	3	9	0	5	1	9	0	5	7	34
7:15	5	6	4	1	3	5	13	6	5	8	30	26
7:30	5	7	7	10	6	5	3	3	6	6	27	31
7:45	9	3	11	6	14	6	11	5	13	3	58	23
8:00	11	4	3	2	10	3	7	3	13	5	44	17
8:15	13	3	5	4	9	1	12	3	7	7	46	18
8:30	9	5	9	6	9	2	12	6	13	0	52	19
8:45	15	3	10	2	18	3	13	2	11	7	67	17
9:00	20	3	23	6	17	3	16	3	17	5	93	20
9:15	15	7	11	4	25	3	17	10	19	8	87	32
9:30	24	3	22	4	19	8	20	6	19	8	104	29
9:45	26	5	22	7	30	7	23	8	23	8	124	35
10:00	31	4	27	1	26	4	23	3	37	2	144	14
10:15	41	4	26	2	27	4	27	2	21	3	142	15
10:30	27	1	19	4	21	3	25	4	23	1	115	13
10:45	28	1	14	4	25	2	22	3	30	1	119	11
11:00	33	8	25	9	32	7	29	7	17	6	136	37
11:15	25	8	27	9	31	7	30	13	17	7	130	44
11:30	26	20	22	21	38	13	15	14	20	19	121	87
11:45	27	2	24	4	21	5	22	5	26	5	120	21
<b>Totals</b>	<b>405</b>	<b>649</b>	<b>332</b>	<b>649</b>	<b>400</b>	<b>713</b>	<b>357</b>	<b>628</b>	<b>356</b>	<b>606</b>	<b>1850</b>	<b>3245</b>
<b>Day Total</b>	<b>1054</b>		<b>981</b>		<b>1113</b>		<b>985</b>		<b>962</b>		<b>5095</b>	
<b>AM Pct</b>	38.4%		33.8%		35.9%		36.2%		37.0%			

Peak Hour  
 Peak Volume  
 P.H.F

**AECOM**

7:00-8:00 AM	22	25	23	28	24	24
7:15-8:15 AM	30	25	33	34	37	32
7:30-8:30 AM	38	26	39	33	39	35
7:45-8:45 AM	42	28	42	42	46	40
8:00-9:00 AM	48	27	46	44	44	42

4:00-5:00 PM	92	93	110	93	80	94
4:15-5:15 PM	76	95	114	77	79	88
4:30-5:30 PM	65	82	106	74	69	79
4:45-5:45 PM	62	79	85	63	67	71
5:00-6:00 PM	56	55	67	59	51	58



Client: AECOM  
 File Number:  
 Route: L-1c  
 Location:

Site Ref: L-1c  
 Direction: IN

Count Date	5/22/2023		5/23/2023		5/24/2023		5/25/2023		5/26/2023		AM	PM
	AM	PM	AM	PM	AM	PM	AM	PM	AM	PM		
0:00	0	0	0	0	0	4	0	1	0	2	0	7
0:15	0	2	0	1	0	1	0	3	0	4	0	11
0:30	0	1	0	4	0	3	0	2	0	0	0	10
0:45	0	1	0	0	0	0	1	0	0	1	1	2
1:00	0	0	0	1	0	1	0	1	0	0	0	3
1:15	0	2	0	1	0	1	0	0	0	0	0	4
1:30	0	2	0	1	0	0	1	2	0	0	1	5
1:45	0	0	0	0	0	3	0	2	0	0	0	5
2:00	0	3	0	2	0	1	0	2	0	0	0	8
2:15	0	4	0	1	0	1	0	1	0	0	0	7
2:30	0	2	0	3	0	4	0	2	0	4	0	15
2:45	0	1	0	2	0	4	0	2	0	3	0	12
3:00	0	1	0	0	0	2	0	2	0	3	0	8
3:15	0	2	0	0	0	1	0	2	0	2	0	7
3:30	0	0	0	0	0	1	0	1	0	1	0	3
3:45	0	0	0	1	0	3	0	0	0	0	0	4
4:00	0	1	0	0	0	0	0	1	0	0	0	2
4:15	0	0	0	1	0	0	0	1	0	1	0	3
4:30	0	2	0	1	0	3	0	1	0	3	0	10
4:45	0	1	0	2	0	0	0	0	0	3	0	6
5:00	0	0	0	0	0	0	0	0	0	1	0	1
5:15	2	0	1	2	1	0	0	0	0	0	4	2
5:30	0	0	0	0	1	1	0	1	0	0	1	2
5:45	2	0	0	1	0	0	0	0	1	0	3	1
6:00	0	1	1	1	3	0	0	0	1	0	5	2
6:15	4	5	5	0	2	1	3	0	2	1	16	7
6:30	1	0	0	1	1	0	1	0	1	0	4	1
6:45	3	2	6	1	2	2	6	0	2	0	19	5
7:00	3	0	0	0	0	0	2	1	0	0	5	1
7:15	2	1	3	0	4	0	1	0	2	0	12	1
7:30	2	1	2	0	3	0	1	0	2	0	10	1
7:45	2	0	2	0	1	0	3	0	5	0	13	0
8:00	0	0	1	0	2	1	2	0	1	0	6	1
8:15	0	2	1	0	0	0	3	0	0	0	4	2
8:30	1	0	0	0	3	0	1	1	0	0	5	1
8:45	1	0	2	0	5	0	2	0	1	0	11	0
9:00	0	0	2	0	2	1	0	1	2	0	6	2
9:15	2	0	2	0	1	0	2	0	1	0	8	0
9:30	1	0	1	0	0	0	2	0	1	0	5	0
9:45	1	0	2	0	0	0	0	0	0	0	3	0
10:00	1	0	0	0	2	4	3	0	1	0	7	4
10:15	0	0	0	0	0	0	1	0	0	0	1	0
10:30	0	0	2	0	1	0	1	0	0	0	4	0
10:45	0	0	1	0	2	0	3	0	0	0	6	0
11:00	2	0	0	0	0	0	1	0	0	0	3	0
11:15	4	0	0	0	1	0	0	0	3	0	8	0
11:30	2	0	1	0	0	0	0	0	0	0	3	0
11:45	0	0	2	0	1	1	0	0	2	0	5	1
<b>Totals</b>	<b>36</b>	<b>37</b>	<b>37</b>	<b>27</b>	<b>38</b>	<b>44</b>	<b>40</b>	<b>30</b>	<b>28</b>	<b>29</b>	<b>179</b>	<b>167</b>
<b>Day Total</b>	<b>73</b>		<b>64</b>		<b>82</b>		<b>70</b>		<b>57</b>		<b>346</b>	
<b>AM Pct</b>	49.3%		57.8%		46.3%		57.1%		49.1%			

Peak Hour  
 Peak Volume  
 P.H.F

**AECOM**

7:00-8:00 AM	9	7	8	7	9	8
7:15-8:15 AM	6	8	10	7	10	8
7:30-8:30 AM	4	6	6	9	8	7
7:45-8:45 AM	3	4	6	9	6	6
8:00-9:00 AM	2	4	10	8	2	5

4:00-5:00 PM	4	4	3	3	7	4
4:15-5:15 PM	3	4	3	2	8	4
4:30-5:30 PM	3	5	3	1	7	4
4:45-5:45 PM	1	4	1	1	4	2
5:00-6:00 PM	0	3	1	1	1	1

Client: AECOM  
 File Number:  
 Route: L-1c  
 Location:

Site Ref: L-1c  
 Direction: OUT

Count Date	5/22/2023		5/23/2023		5/24/2023		5/25/2023		5/26/2023			
	AM	PM	AM	PM	AM	PM	AM	PM	AM	PM	AM	PM
0:00	0	0	0	0	0	0	0	0	0	0	0	0
0:15	0	0	0	0	0	0	0	0	0	1	0	1
0:30	0	0	0	1	0	1	0	2	0	0	0	4
0:45	0	2	0	0	0	2	0	2	0	0	0	6
1:00	0	0	0	0	0	0	0	1	0	1	0	2
1:15	0	0	0	1	0	0	0	0	0	0	0	1
1:30	0	2	0	1	0	0	0	0	0	0	0	3
1:45	0	1	0	2	0	0	0	1	0	0	0	4
2:00	0	0	0	1	0	0	0	1	0	0	0	2
2:15	0	0	0	0	0	0	0	2	0	1	0	3
2:30	0	0	0	0	0	0	0	2	0	1	0	3
2:45	0	1	0	1	0	0	0	0	0	0	0	2
3:00	0	0	0	0	0	2	0	1	0	0	0	3
3:15	0	0	0	0	0	0	0	1	0	0	0	1
3:30	0	1	0	1	0	0	0	0	0	1	0	3
3:45	0	0	0	0	0	1	0	0	0	2	0	3
4:00	0	1	0	0	0	2	0	0	0	1	0	4
4:15	0	1	0	3	0	1	0	4	0	1	0	10
4:30	0	1	0	0	0	2	0	1	0	1	0	5
4:45	0	1	0	2	0	1	0	0	0	4	0	8
5:00	0	2	0	0	0	0	0	0	0	0	0	2
5:15	0	0	0	1	0	1	0	2	0	1	0	5
5:30	0	0	0	2	0	0	0	0	0	1	0	3
5:45	0	1	0	1	0	0	0	2	0	0	0	4
6:00	0	1	0	0	0	0	0	0	0	1	0	2
6:15	0	0	0	0	1	1	0	1	0	0	1	2
6:30	0	0	0	0	0	0	0	1	0	0	0	1
6:45	0	0	0	0	0	0	0	0	0	0	0	0
7:00	0	2	0	1	1	2	0	0	0	2	1	7
7:15	0	0	1	0	0	1	0	0	0	0	1	1
7:30	0	1	0	0	0	1	0	1	0	1	0	4
7:45	0	0	0	0	0	0	0	0	0	0	0	0
8:00	1	0	1	0	0	0	0	0	1	0	3	0
8:15	0	0	0	0	1	0	2	0	0	0	3	0
8:30	0	1	0	0	0	1	0	0	1	0	1	2
8:45	0	0	0	0	1	0	2	2	0	0	3	2
9:00	1	0	0	0	1	1	0	0	0	0	2	1
9:15	2	0	4	0	0	1	1	0	0	0	7	1
9:30	1	0	1	0	0	0	1	0	1	0	4	0
9:45	1	0	0	0	2	0	1	0	0	0	4	0
10:00	0	0	1	0	0	6	0	0	0	0	1	6
10:15	0	0	0	0	0	0	0	0	0	0	0	0
10:30	0	0	1	0	1	0	1	0	0	0	3	0
10:45	0	0	0	0	0	0	1	0	0	0	1	0
11:00	0	0	0	0	1	0	1	1	0	0	2	1
11:15	1	0	0	0	2	1	0	0	1	1	4	2
11:30	4	1	0	0	1	0	1	0	1	0	7	1
11:45	1	0	1	0	0	0	0	0	0	0	2	0
<b>Totals</b>	<b>12</b>	<b>20</b>	<b>10</b>	<b>18</b>	<b>12</b>	<b>28</b>	<b>11</b>	<b>28</b>	<b>5</b>	<b>21</b>	<b>50</b>	<b>115</b>
<b>Day Total</b>	<b>32</b>		<b>28</b>		<b>40</b>		<b>39</b>		<b>26</b>		<b>165</b>	
<b>AM Pct</b>	37.5%		35.7%		30.0%		28.2%		19.2%			

Peak Hour  
 Peak Volume  
 P.H.F

**AECOM**

7:00-8:00 AM	0	1	1	0	0	0
7:15-8:15 AM	1	2	0	0	1	1
7:30-8:30 AM	1	1	1	2	1	1
7:45-8:45 AM	1	1	1	2	2	1
8:00-9:00 AM	1	1	2	4	2	2

4:00-5:00 PM	4	5	6	5	7	5
4:15-5:15 PM	5	5	4	5	6	5
4:30-5:30 PM	4	3	4	3	6	4
4:45-5:45 PM	3	5	2	2	6	4
5:00-6:00 PM	3	4	1	4	2	3

Client: AECOM  
 File Number:  
 Route: L-20a  
 Location:

Site Ref: L-20a  
 Direction: IN

Count Date	5/22/2023		5/23/2023		5/24/2023		5/25/2023		5/26/2023			
	AM	PM	AM	PM	AM	PM	AM	PM	AM	PM	AM	PM
0:00	0	1	0	2	0	2	0	0	0	1	0	6
0:15	0	0	0	1	0	1	0	0	0	1	0	3
0:30	0	0	0	0	2	0	0	1	0	1	2	2
0:45	0	0	0	0	0	0	0	0	0	1	0	1
1:00	0	1	0	0	0	1	0	1	0	1	0	4
1:15	0	1	0	1	0	1	0	0	0	0	0	3
1:30	0	3	0	0	2	1	0	0	0	1	2	5
1:45	0	0	0	2	0	1	0	0	0	0	0	3
2:00	0	2	0	0	0	0	0	0	0	1	0	3
2:15	0	1	0	1	0	1	0	0	0	1	0	4
2:30	0	3	0	3	0	2	0	1	0	0	0	9
2:45	0	5	0	1	0	4	0	3	0	4	0	17
3:00	0	10	0	7	0	10	0	6	0	2	0	35
3:15	0	0	0	3	0	2	0	0	0	3	0	8
3:30	0	0	0	0	0	3	0	1	0	1	0	5
3:45	0	3	0	0	0	3	0	6	0	6	0	18
4:00	0	4	0	6	0	7	0	0	0	0	0	17
4:15	0	2	0	2	0	1	0	3	0	4	0	12
4:30	0	2	0	1	0	2	0	1	0	3	0	9
4:45	0	3	0	0	0	3	0	5	0	2	0	13
5:00	0	1	2	5	2	1	2	4	0	0	6	11
5:15	3	3	2	8	2	4	0	3	0	0	7	18
5:30	3	3	0	3	0	0	0	1	0	3	3	10
5:45	0	2	0	5	0	1	0	5	0	2	0	15
6:00	2	2	4	3	6	2	2	2	0	0	14	9
6:15	2	0	2	1	3	4	0	2	3	0	10	7
6:30	0	0	1	2	4	3	2	2	2	1	9	8
6:45	0	2	0	3	0	1	0	1	2	0	2	7
7:00	0	0	0	0	0	3	3	4	0	1	3	8
7:15	1	0	2	1	0	1	1	1	2	1	6	4
7:30	2	0	0	2	0	0	2	4	2	0	6	6
7:45	0	1	0	1	2	1	1	1	1	0	4	4
8:00	0	0	0	0	0	0	0	2	0	1	0	3
8:15	0	0	0	0	1	1	0	0	0	0	1	1
8:30	0	0	0	0	0	2	0	4	0	0	0	6
8:45	0	1	1	0	0	0	0	0	0	0	1	1
9:00	0	0	1	1	1	0	0	0	0	0	2	1
9:15	0	1	0	0	1	1	0	0	0	0	1	2
9:30	0	0	0	2	0	0	0	0	0	0	0	2
9:45	2	0	0	0	0	1	0	1	0	0	2	2
10:00	0	0	0	1	0	0	0	0	0	0	0	1
10:15	3	0	13	0	2	1	0	0	1	0	19	1
10:30	1	1	3	0	3	0	4	0	3	0	14	1
10:45	0	0	2	0	4	0	0	0	1	0	7	0
11:00	1	0	3	0	3	0	1	0	0	0	8	0
11:15	0	2	4	0	1	0	2	0	0	0	7	2
11:30	2	0	6	1	1	0	2	1	0	0	11	2
11:45	0	0	0	1	1	0	1	1	1	0	3	2
<b>Totals</b>	<b>22</b>	<b>60</b>	<b>46</b>	<b>70</b>	<b>41</b>	<b>72</b>	<b>23</b>	<b>67</b>	<b>18</b>	<b>42</b>	<b>150</b>	<b>311</b>
<b>Day Total</b>	<b>82</b>		<b>116</b>		<b>113</b>		<b>90</b>		<b>60</b>		<b>461</b>	
<b>AM Pct</b>	26.8%		39.7%		36.3%		25.6%		30.0%			

Peak Hour  
 Peak Volume  
 P.H.F

**AECOM**

7:00-8:00 AM	3	2	2	7	5	4
7:15-8:15 AM	3	2	2	4	5	3
7:30-8:30 AM	2	0	3	3	3	2
7:45-8:45 AM	0	0	3	1	1	1
8:00-9:00 AM	0	1	1	0	0	0

4:00-5:00 PM	11	9	13	9	9	10
4:15-5:15 PM	8	8	7	13	9	9
4:30-5:30 PM	9	14	10	13	5	10
4:45-5:45 PM	10	16	8	13	5	10
5:00-6:00 PM	9	21	6	13	5	11

Client: AECOM  
 File Number:  
 Route: L-20a  
 Location:

Site Ref: L-20a  
 Direction: OUT

Count Date	5/22/2023		5/23/2023		5/24/2023		5/25/2023		5/26/2023			
	AM	PM	AM	PM	AM	PM	AM	PM	AM	PM	AM	PM
0:00	0	5	0	2	0	0	0	2	1	2	1	11
0:15	0	0	0	1	0	0	0	2	0	0	0	3
0:30	0	1	0	0	1	1	0	1	0	1	1	4
0:45	0	1	0	3	0	0	0	0	0	1	0	5
1:00	0	0	0	0	0	0	0	0	0	1	0	1
1:15	0	1	0	1	0	0	0	1	0	0	0	3
1:30	0	0	0	1	0	0	0	1	0	0	0	2
1:45	0	0	0	0	0	1	0	0	0	0	0	1
2:00	0	0	0	0	0	1	0	0	0	0	0	1
2:15	0	1	0	1	0	1	0	1	0	2	0	6
2:30	0	2	0	0	0	1	1	0	0	1	1	4
2:45	0	0	0	1	0	0	0	0	0	1	0	2
3:00	0	1	0	1	0	2	0	2	0	2	0	8
3:15	0	0	0	0	0	2	0	1	0	1	0	4
3:30	0	1	0	1	0	3	0	0	0	2	0	7
3:45	0	1	0	1	0	1	0	5	0	1	0	9
4:00	1	1	0	0	0	2	0	1	0	0	1	4
4:15	0	0	1	0	0	0	0	0	0	2	1	2
4:30	0	0	0	6	0	0	0	2	0	1	0	9
4:45	0	1	0	3	1	0	0	1	0	0	1	5
5:00	0	2	1	0	0	0	1	7	0	0	2	9
5:15	0	1	1	3	1	3	1	2	0	0	3	9
5:30	1	4	0	0	0	0	0	2	0	2	1	8
5:45	5	6	2	3	3	1	3	3	2	3	15	16
6:00	2	1	2	0	2	3	2	2	1	3	9	9
6:15	3	0	3	0	5	2	3	3	5	0	19	5
6:30	0	4	1	2	2	1	1	1	0	0	4	8
6:45	0	1	0	1	1	1	1	5	1	0	3	8
7:00	1	1	3	0	0	1	1	1	2	0	7	3
7:15	2	0	1	0	0	2	1	0	0	0	4	2
7:30	2	0	3	2	2	1	2	0	2	0	11	3
7:45	3	2	2	0	0	0	0	1	0	0	5	3
8:00	2	1	0	0	1	2	2	0	1	0	6	3
8:15	2	0	3	0	1	0	0	0	4	0	10	0
8:30	1	0	2	0	4	1	4	0	0	0	11	1
8:45	2	0	2	1	2	2	1	0	1	0	8	3
9:00	0	3	4	4	3	4	2	3	2	0	11	14
9:15	1	0	4	0	0	1	3	0	3	0	11	1
9:30	7	0	4	0	6	0	4	0	1	0	22	0
9:45	7	1	7	0	7	0	5	0	4	0	30	1
10:00	1	0	15	0	2	0	4	0	2	0	24	0
10:15	3	0	10	0	15	1	1	0	0	0	29	1
10:30	2	0	3	0	7	0	8	0	4	0	24	0
10:45	0	0	4	0	5	0	1	0	0	0	10	0
11:00	3	0	3	0	2	0	3	0	1	0	12	0
11:15	2	1	3	0	2	0	1	0	1	0	9	1
11:30	2	0	1	2	2	0	6	0	0	0	11	2
11:45	3	0	1	0	5	0	2	0	1	0	12	0
<b>Totals</b>	<b>58</b>	<b>44</b>	<b>86</b>	<b>40</b>	<b>82</b>	<b>41</b>	<b>64</b>	<b>50</b>	<b>39</b>	<b>26</b>	<b>329</b>	<b>201</b>
<b>Day Total</b>	<b>102</b>		<b>126</b>		<b>123</b>		<b>114</b>		<b>65</b>		<b>530</b>	
<b>AM Pct</b>	56.9%		68.3%		66.7%		56.1%		60.0%			

Peak Hour  
 Peak Volume  
 P.H.F

**AECOM**

7:00-8:00 AM	8	9	2	4	4	5
7:15-8:15 AM	9	6	3	5	3	5
7:30-8:30 AM	9	8	4	4	7	6
7:45-8:45 AM	8	7	6	6	5	6
8:00-9:00 AM	7	7	8	7	6	7
4:00-5:00 PM	2	9	2	4	3	4
4:15-5:15 PM	3	9	0	10	3	5
4:30-5:30 PM	4	12	3	12	1	6
4:45-5:45 PM	8	6	3	12	2	6
5:00-6:00 PM	13	6	4	14	5	8

Client: AECOM  
 File Number:  
 Route: L-20b  
 Location:

Site Ref: L-20b  
 Direction: IN

Count Date	5/22/2023		5/23/2023		5/24/2023		5/25/2023		5/26/2023			
Count Time	AM	PM	AM	PM	AM	PM	AM	PM	AM	PM	AM	PM
0:00	0	10	0	9	0	5	0	9	0	11	0	44
0:15	0	8	0	3	0	7	2	10	1	1	3	29
0:30	0	4	1	4	0	4	0	8	1	6	2	26
0:45	0	9	2	4	0	5	1	4	0	19	3	41
1:00	2	11	1	8	1	3	0	9	1	6	5	37
1:15	0	9	0	9	1	5	0	6	0	6	1	35
1:30	0	6	1	8	0	5	1	4	0	5	2	28
1:45	0	3	0	13	1	3	0	4	0	7	1	30
2:00	1	11	0	7	0	4	0	9	0	5	1	36
2:15	0	5	0	5	0	7	0	7	0	12	0	36
2:30	0	10	0	4	0	8	1	14	1	8	2	44
2:45	1	6	1	7	1	5	0	2	1	3	4	23
3:00	1	5	0	5	0	8	1	3	0	3	2	24
3:15	0	9	2	3	3	5	2	4	1	8	8	29
3:30	1	6	2	11	2	6	2	1	2	3	9	27
3:45	2	7	1	1	2	9	1	10	2	6	8	33
4:00	0	13	0	2	1	1	0	3	0	10	1	29
4:15	3	8	1	8	3	4	1	9	2	9	10	38
4:30	1	8	4	5	3	5	2	4	3	4	13	26
4:45	2	9	3	4	5	5	3	6	4	13	17	37
5:00	6	10	7	5	4	8	4	5	3	1	24	29
5:15	5	6	7	3	3	9	4	14	3	5	22	37
5:30	4	2	9	4	11	6	12	3	12	7	48	22
5:45	27	11	25	9	20	6	22	5	16	3	110	34
6:00	20	2	24	6	25	5	36	5	25	10	130	28
6:15	44	14	59	12	58	19	46	9	48	15	255	69
6:30	44	6	42	12	48	8	41	7	42	8	217	41
6:45	35	3	35	8	24	3	32	2	30	1	156	17
7:00	23	6	26	8	30	14	28	13	29	9	136	50
7:15	41	3	37	2	45	8	30	2	21	5	174	20
7:30	32	8	40	10	38	4	49	6	26	7	185	35
7:45	51	2	46	3	30	8	36	6	37	3	200	22
8:00	24	7	33	3	35	4	28	4	24	2	144	20
8:15	31	2	35	2	28	2	24	4	27	3	145	13
8:30	38	3	33	3	38	1	23	2	37	2	169	11
8:45	47	3	46	1	37	0	46	0	45	1	221	5
9:00	33	3	38	2	36	1	40	1	27	2	174	9
9:15	38	1	33	2	46	2	41	1	31	3	189	9
9:30	37	2	45	2	32	1	21	2	32	1	167	8
9:45	35	2	39	0	24	1	27	0	20	2	145	5
10:00	32	0	40	0	30	1	34	0	20	0	156	1
10:15	15	0	29	0	24	2	21	0	20	0	109	2
10:30	7	0	12	0	16	0	10	1	14	0	59	1
10:45	15	0	10	2	14	0	8	0	14	2	61	4
11:00	6	1	12	1	8	2	12	1	7	0	45	5
11:15	7	0	9	1	5	3	4	0	5	0	30	4
11:30	8	1	9	1	6	0	7	0	10	0	40	2
11:45	13	0	8	0	6	0	6	0	5	0	38	0
<b>Totals</b>	<b>732</b>	<b>255</b>	<b>807</b>	<b>222</b>	<b>744</b>	<b>222</b>	<b>709</b>	<b>219</b>	<b>649</b>	<b>237</b>	<b>3641</b>	<b>1155</b>
<b>Day Total</b>	<b>987</b>		<b>1029</b>		<b>966</b>		<b>928</b>		<b>886</b>		<b>4796</b>	
<b>AM Pct</b>	74.2%		78.4%		77.0%		76.4%		73.3%			

Peak Hour  
 Peak Volume  
 P.H.F

**AECOM**

<b>7:00-8:00 AM</b>	147	149	143	143	113	139
<b>7:15-8:15 AM</b>	148	156	148	143	108	141
<b>7:30-8:30 AM</b>	138	154	131	137	114	135
<b>7:45-8:45 AM</b>	144	147	131	111	125	132
<b>8:00-9:00 AM</b>	140	147	138	121	133	136

<b>4:00-5:00 PM</b>	38	19	15	22	36	26
<b>4:15-5:15 PM</b>	35	22	22	24	27	26
<b>4:30-5:30 PM</b>	33	17	27	29	23	26
<b>4:45-5:45 PM</b>	27	16	28	28	26	25
<b>5:00-6:00 PM</b>	29	21	29	27	16	24

Client: AECOM  
 File Number:  
 Route: L-20b  
 Location:

Site Ref: L-20b  
 Direction: OUT

Count Date	5/22/2023		5/23/2023		5/24/2023		5/25/2023		5/26/2023		AM	PM
	AM	PM	AM	PM	AM	PM	AM	PM	AM	PM		
0:00	0	11	0	6	1	7	5	11	1	6	7	41
0:15	0	8	6	8	0	13	1	10	2	12	9	51
0:30	0	12	0	8	0	10	1	10	3	6	4	46
0:45	0	11	1	9	0	6	0	18	0	23	1	67
1:00	0	9	1	7	0	4	1	9	0	6	2	35
1:15	1	13	2	9	1	8	0	16	2	9	6	55
1:30	2	8	0	8	1	12	0	7	1	2	4	37
1:45	0	12	0	20	0	10	1	10	1	17	2	69
2:00	0	14	0	18	0	8	0	15	0	16	0	71
2:15	0	15	0	12	0	10	0	13	0	16	0	66
2:30	1	19	0	16	0	17	0	26	0	17	1	95
2:45	0	24	0	26	0	25	0	26	0	26	0	127
3:00	0	28	0	31	0	31	0	32	0	28	0	150
3:15	0	29	0	45	1	45	2	38	0	31	3	188
3:30	0	42	0	34	2	48	0	36	0	28	2	188
3:45	0	34	0	37	0	42	0	32	0	32	0	177
4:00	1	43	0	37	0	41	0	38	0	33	1	192
4:15	0	28	0	51	4	26	0	46	0	30	4	181
4:30	0	53	0	49	0	40	0	29	0	28	0	199
4:45	3	47	5	43	5	46	5	39	6	28	24	203
5:00	2	49	0	35	0	53	0	32	2	45	4	214
5:15	0	47	0	44	0	32	1	50	1	31	2	204
5:30	1	36	0	41	0	51	3	33	2	35	6	196
5:45	2	52	2	46	3	28	2	35	1	45	10	206
6:00	3	26	4	30	7	32	2	35	7	18	23	141
6:15	3	44	7	36	8	34	4	23	4	27	26	164
6:30	7	16	3	27	1	32	12	32	7	21	30	128
6:45	9	20	8	23	7	25	6	35	8	15	38	118
7:00	8	33	4	16	7	33	4	23	6	16	29	121
7:15	0	26	1	31	7	22	3	24	4	13	15	116
7:30	3	21	3	32	5	31	3	31	2	22	16	137
7:45	4	23	5	26	5	22	4	14	1	18	19	103
8:00	3	20	6	13	4	18	1	10	0	17	14	78
8:15	5	8	4	10	4	8	3	7	5	8	21	41
8:30	2	11	2	9	2	10	2	10	0	6	8	46
8:45	3	9	3	9	7	6	1	2	1	3	15	29
9:00	5	4	3	4	7	10	5	2	7	6	27	26
9:15	1	7	4	3	5	5	8	2	6	5	24	22
9:30	7	5	4	3	5	1	3	3	7	6	26	18
9:45	4	2	8	2	7	2	6	10	5	5	30	21
10:00	10	2	13	6	4	5	4	5	10	1	41	19
10:15	5	3	19	1	3	2	2	1	2	0	31	7
10:30	5	0	8	1	10	1	6	1	5	2	34	5
10:45	7	5	12	2	8	1	6	2	6	5	39	15
11:00	10	0	7	1	8	2	8	1	7	2	40	6
11:15	8	3	13	1	9	3	6	4	4	3	40	14
11:30	5	4	16	3	9	2	10	2	6	2	46	13
11:45	6	0	11	2	5	4	10	2	6	2	38	10
<b>Totals</b>	<b>136</b>	<b>936</b>	<b>185</b>	<b>931</b>	<b>162</b>	<b>924</b>	<b>141</b>	<b>892</b>	<b>138</b>	<b>773</b>	<b>762</b>	<b>4456</b>
<b>Day Total</b>	<b>1072</b>		<b>1116</b>		<b>1086</b>		<b>1033</b>		<b>911</b>		<b>5218</b>	
<b>AM Pct</b>	12.7%		16.6%		14.9%		13.6%		15.1%			

Peak Hour  
 Peak Volume  
 P.H.F

**AECOM**

7:00-8:00 AM	15	13	24	14	13	16
7:15-8:15 AM	10	15	21	11	7	13
7:30-8:30 AM	15	18	18	11	8	14
7:45-8:45 AM	14	17	15	10	6	12
8:00-9:00 AM	13	15	17	7	6	12

4:00-5:00 PM	171	180	153	152	119	155
4:15-5:15 PM	177	178	165	146	131	159
4:30-5:30 PM	196	171	171	150	132	164
4:45-5:45 PM	179	163	182	154	139	163
5:00-6:00 PM	184	166	164	150	156	164

Client: AECOM  
 File Number:  
 Route: L-2a  
 Location:

Site Ref: L-2a  
 Direction: IN

Count Date	5/22/2023		5/23/2023		5/24/2023		5/25/2023		5/26/2023			
Count Time	AM	PM	AM	PM	AM	PM	AM	PM	AM	PM	AM	PM
0:00	0	13	0	17	0	9	1	6	0	8	1	53
0:15	1	8	0	13	0	14	0	10	0	4	1	49
0:30	0	14	0	11	0	10	1	13	0	7	1	55
0:45	0	21	0	31	0	17	0	14	2	9	2	92
1:00	0	11	0	17	0	20	0	10	0	8	0	66
1:15	0	10	1	8	0	12	0	11	1	9	2	50
1:30	1	6	0	9	1	7	1	10	0	11	3	43
1:45	1	15	0	14	1	11	0	14	1	7	3	61
2:00	1	16	0	16	0	6	0	8	1	3	2	49
2:15	1	11	0	13	0	9	0	17	0	6	1	56
2:30	1	13	1	3	1	4	1	10	1	10	5	40
2:45	0	11	0	18	0	11	0	14	0	7	0	61
3:00	1	7	3	10	0	13	1	10	0	5	5	45
3:15	0	8	0	3	1	6	0	3	0	8	1	28
3:30	1	16	1	6	4	13	2	7	3	6	11	48
3:45	1	11	0	10	0	9	0	6	1	5	2	41
4:00	0	5	1	6	0	6	1	4	3	3	5	24
4:15	2	12	1	5	2	16	2	6	0	2	7	41
4:30	4	4	5	5	4	4	4	6	6	3	23	22
4:45	4	7	6	5	4	4	5	7	3	3	22	26
5:00	10	11	7	1	8	7	7	1	9	3	41	23
5:15	11	1	15	5	10	11	11	4	10	2	57	23
5:30	11	5	16	3	23	6	17	1	17	4	84	19
5:45	37	5	45	3	32	7	31	11	32	1	177	27
6:00	36	4	34	4	41	8	30	3	33	1	174	20
6:15	76	6	78	5	92	10	83	9	68	1	397	31
6:30	105	1	109	3	102	1	97	4	92	5	505	14
6:45	84	2	129	3	121	4	107	3	110	4	551	16
7:00	60	3	51	6	49	4	51	6	33	3	244	22
7:15	52	3	52	0	62	2	49	4	49	1	264	10
7:30	72	0	51	1	52	1	51	5	53	2	279	9
7:45	82	2	76	0	83	3	73	1	47	0	361	6
8:00	55	0	64	1	61	2	50	5	42	0	272	8
8:15	43	2	56	0	55	2	41	2	46	1	241	7
8:30	39	0	49	0	36	2	58	1	33	1	215	4
8:45	46	2	48	1	30	1	35	0	36	2	195	6
9:00	35	1	36	4	34	0	29	0	23	0	157	5
9:15	22	0	21	1	33	2	20	0	14	1	110	4
9:30	16	2	17	1	19	0	21	0	18	0	91	3
9:45	13	0	21	0	17	1	14	0	20	1	85	2
10:00	11	1	15	3	11	1	16	0	13	1	66	6
10:15	14	0	14	1	12	0	12	2	13	1	65	4
10:30	10	0	13	0	15	0	20	5	5	2	63	7
10:45	15	0	26	0	9	0	20	0	3	0	73	0
11:00	8	0	18	3	14	0	17	1	14	0	71	4
11:15	10	1	13	0	10	0	9	0	6	0	48	1
11:30	22	0	16	0	24	0	17	0	6	0	85	0
11:45	16	0	25	0	15	0	9	0	10	0	75	0
<b>Totals</b>	<b>1030</b>	<b>271</b>	<b>1134</b>	<b>269</b>	<b>1088</b>	<b>276</b>	<b>1014</b>	<b>254</b>	<b>877</b>	<b>161</b>	<b>5143</b>	<b>1231</b>
<b>Day Total</b>	<b>1301</b>		<b>1403</b>		<b>1364</b>		<b>1268</b>		<b>1038</b>		<b>6374</b>	
<b>AM Pct</b>	79.2%		80.8%		79.8%		80.0%		84.5%			

Peak Hour  
 Peak Volume  
 P.H.F

**AECOM**

<b>7:00-8:00 AM</b>	266	230	246	224	182	230
<b>7:15-8:15 AM</b>	261	243	258	223	191	235
<b>7:30-8:30 AM</b>	252	247	251	215	188	231
<b>7:45-8:45 AM</b>	219	245	235	222	168	218
<b>8:00-9:00 AM</b>	183	217	182	184	157	185

<b>4:00-5:00 PM</b>	28	21	30	23	11	23
<b>4:15-5:15 PM</b>	34	16	31	20	11	22
<b>4:30-5:30 PM</b>	23	16	26	18	11	19
<b>4:45-5:45 PM</b>	24	14	28	13	12	18
<b>5:00-6:00 PM</b>	22	12	31	17	10	18

Client: AECOM  
 File Number:  
 Route: L-2a  
 Location:

Site Ref: L-2a  
 Direction: OUT

Count Date	5/22/2023		5/23/2023		5/24/2023		5/25/2023		5/26/2023		AM	PM
	AM	PM	AM	PM	AM	PM	AM	PM	AM	PM		
0:00	0	24	0	20	0	19	2	20	0	11	2	94
0:15	0	11	0	25	1	12	1	13	0	13	2	74
0:30	0	16	0	14	0	10	0	11	1	18	1	69
0:45	0	19	1	21	1	16	0	21	1	12	3	89
1:00	0	19	1	36	0	18	0	7	0	21	1	101
1:15	0	12	0	17	0	23	1	7	0	19	1	78
1:30	0	21	0	22	0	21	1	19	1	18	2	101
1:45	2	14	1	16	2	13	0	13	1	19	6	75
2:00	2	22	1	34	1	17	1	25	1	21	6	119
2:15	0	18	0	26	0	25	0	30	0	31	0	130
2:30	1	25	0	41	1	24	0	26	0	14	2	130
2:45	0	22	1	31	0	31	0	19	2	20	3	123
3:00	0	40	2	30	0	31	1	37	0	30	3	168
3:15	0	24	1	34	1	47	0	28	0	24	2	157
3:30	0	47	0	65	0	67	0	60	1	37	1	276
3:45	0	42	0	25	0	46	0	38	1	16	1	167
4:00	0	41	0	45	0	47	1	51	0	18	1	202
4:15	0	49	0	32	0	45	0	53	0	31	0	210
4:30	0	74	0	48	0	55	2	44	0	38	2	259
4:45	0	61	0	60	0	42	0	55	0	45	0	263
5:00	0	86	1	59	0	53	0	55	0	49	1	302
5:15	0	51	0	52	0	47	0	50	0	50	0	250
5:30	2	50	0	58	2	49	0	55	2	47	6	259
5:45	1	43	1	42	4	52	1	42	1	27	8	206
6:00	2	29	0	40	0	52	0	36	0	22	2	179
6:15	0	31	2	32	0	28	1	27	1	20	4	138
6:30	1	27	0	28	1	28	0	37	1	20	3	140
6:45	0	16	2	25	3	23	4	26	0	23	9	113
7:00	8	19	5	14	1	17	4	27	4	15	22	92
7:15	8	16	8	26	9	21	7	14	5	26	37	103
7:30	6	57	4	52	6	55	5	56	3	46	24	266
7:45	10	30	7	33	3	30	3	33	0	37	23	163
8:00	7	11	2	14	4	25	13	11	4	15	30	76
8:15	6	10	16	18	8	5	3	8	6	5	39	46
8:30	11	12	19	6	14	6	3	8	6	4	53	36
8:45	4	8	9	8	6	5	2	1	5	6	26	28
9:00	12	6	8	4	6	2	7	7	5	1	38	20
9:15	13	1	10	7	12	5	4	1	7	2	46	16
9:30	4	6	5	5	6	3	6	1	3	2	24	17
9:45	5	4	13	2	8	1	9	1	11	3	46	11
10:00	6	1	25	2	9	3	4	4	4	3	48	13
10:15	8	3	5	2	4	3	8	1	3	2	28	11
10:30	10	2	8	3	8	3	7	3	5	6	38	17
10:45	11	1	17	3	23	1	15	1	5	0	71	6
11:00	13	0	16	0	10	1	6	2	6	0	51	3
11:15	11	2	13	2	10	1	15	2	8	3	57	10
11:30	14	2	12	4	15	3	15	5	12	6	68	20
11:45	10	0	20	1	12	0	8	0	16	1	66	2
<b>Totals</b>	<b>188</b>	<b>1125</b>	<b>236</b>	<b>1184</b>	<b>191</b>	<b>1131</b>	<b>160</b>	<b>1091</b>	<b>132</b>	<b>897</b>	<b>907</b>	<b>5428</b>
<b>Day Total</b>	<b>1313</b>		<b>1420</b>		<b>1322</b>		<b>1251</b>		<b>1029</b>		<b>6335</b>	
<b>AM Pct</b>	14.3%		16.6%		14.4%		12.8%		12.8%			

Peak Hour  
 Peak Volume  
 P.H.F

**AECOM**

<b>7:00-8:00 AM</b>	32	24	19	19	12	21
<b>7:15-8:15 AM</b>	31	21	22	28	12	23
<b>7:30-8:30 AM</b>	29	29	21	24	13	23
<b>7:45-8:45 AM</b>	34	44	29	22	16	29
<b>8:00-9:00 AM</b>	28	46	32	21	21	30

<b>4:00-5:00 PM</b>	225	185	189	203	132	187
<b>4:15-5:15 PM</b>	270	199	195	207	163	207
<b>4:30-5:30 PM</b>	272	219	197	204	182	215
<b>4:45-5:45 PM</b>	248	229	191	215	191	215
<b>5:00-6:00 PM</b>	230	211	201	202	173	203



Client: AECOM  
 File Number:  
 Route: L-3b  
 Location:

Site Ref: L-3b  
 Direction: IN

Count Date	5/22/2023		5/23/2023		5/24/2023		5/25/2023		5/26/2023			
Count Time	AM	PM	AM	PM	AM	PM	AM	PM	AM	PM	AM	PM
0:00	3	1	1	1	0	5	2	1	0	1	6	9
0:15	0	0	1	6	0	4	1	1	0	1	2	12
0:30	1	4	0	1	0	9	0	1	0	1	1	16
0:45	0	1	0	3	0	3	0	3	0	1	0	11
1:00	0	1	0	3	0	2	0	2	0	3	0	11
1:15	0	6	0	2	0	2	0	1	0	0	0	11
1:30	0	3	0	4	0	5	0	3	0	3	0	18
1:45	0	6	0	5	0	10	0	5	2	3	2	29
2:00	0	5	0	2	0	6	0	4	0	5	0	22
2:15	0	12	0	10	0	12	0	1	0	4	0	39
2:30	0	5	0	5	1	6	0	4	0	1	1	21
2:45	0	8	0	4	0	8	0	5	0	6	0	31
3:00	0	9	0	3	0	3	0	7	0	2	0	24
3:15	0	9	0	1	0	1	0	4	0	4	0	19
3:30	2	2	0	3	0	4	1	5	0	6	3	20
3:45	0	3	2	8	1	6	2	6	2	1	7	24
4:00	1	5	1	5	1	3	0	3	0	4	3	20
4:15	0	6	1	4	0	13	0	7	3	5	4	35
4:30	4	4	4	6	2	8	2	8	0	4	12	30
4:45	5	6	5	8	4	6	3	8	2	5	19	33
5:00	9	5	6	5	5	6	1	5	3	7	24	28
5:15	4	7	4	6	5	6	3	8	4	5	20	32
5:30	8	5	13	5	8	2	10	6	2	2	41	20
5:45	10	4	5	6	12	2	11	10	10	4	48	26
6:00	7	7	11	0	7	8	4	7	1	2	30	24
6:15	15	6	23	1	21	7	21	5	14	4	94	23
6:30	19	4	34	3	20	11	21	8	26	4	120	30
6:45	20	1	14	2	14	4	10	3	8	6	66	16
7:00	1	6	5	9	5	5	6	1	5	1	22	22
7:15	9	4	9	3	8	5	8	2	13	3	47	17
7:30	9	3	16	4	7	0	9	2	5	3	46	12
7:45	5	1	4	0	5	3	4	1	6	4	24	9
8:00	2	4	3	3	1	2	4	3	4	4	14	16
8:15	6	2	3	1	1	1	3	2	1	6	14	12
8:30	1	0	4	1	3	3	4	5	1	6	13	15
8:45	2	1	7	3	0	3	4	0	1	1	14	8
9:00	12	3	7	1	1	1	1	2	5	0	26	7
9:15	4	1	2	5	3	1	3	2	3	3	15	12
9:30	6	0	7	1	7	2	4	2	2	1	26	6
9:45	0	1	4	0	1	3	3	0	7	0	15	4
10:00	3	2	4	1	2	3	4	1	1	0	14	7
10:15	1	0	2	0	3	2	7	1	1	1	14	4
10:30	2	2	2	0	2	0	9	0	3	0	18	2
10:45	2	3	2	4	5	2	3	0	3	3	15	12
11:00	7	0	7	1	4	0	3	2	3	2	24	5
11:15	5	0	4	0	6	0	5	0	3	0	23	0
11:30	7	0	7	1	2	1	3	0	1	0	20	2
11:45	1	0	10	0	1	0	1	0	3	1	16	1
<b>Totals</b>	<b>193</b>	<b>168</b>	<b>234</b>	<b>150</b>	<b>168</b>	<b>199</b>	<b>180</b>	<b>157</b>	<b>148</b>	<b>133</b>	<b>923</b>	<b>807</b>
<b>Day Total</b>	<b>361</b>		<b>384</b>		<b>367</b>		<b>337</b>		<b>281</b>		<b>1730</b>	
<b>AM Pct</b>	53.5%		60.9%		45.8%		53.4%		52.7%			

Peak Hour  
 Peak Volume  
 P.H.F

**AECOM**

7:00-8:00 AM	24	34	25	27	29	28
7:15-8:15 AM	25	32	21	25	28	26
7:30-8:30 AM	22	26	14	20	16	20
7:45-8:45 AM	14	14	10	15	12	13
8:00-9:00 AM	11	17	5	15	7	11

4:00-5:00 PM	21	23	30	26	18	24
4:15-5:15 PM	21	23	33	28	21	25
4:30-5:30 PM	22	25	26	29	21	25
4:45-5:45 PM	23	24	20	27	19	23
5:00-6:00 PM	21	22	16	29	18	21

Client: AECOM  
 File Number:  
 Route: L-3b  
 Location:

Site Ref: L-3b  
 Direction: OUT

Count Date	5/22/2023		5/23/2023		5/24/2023		5/25/2023		5/26/2023			
Count Time	AM	PM	AM	PM	AM	PM	AM	PM	AM	PM	AM	PM
0:00	1	2	0	2	1	3	0	1	0	1	2	9
0:15	1	6	1	6	1	2	0	0	0	4	3	18
0:30	0	3	1	3	0	9	0	5	0	2	1	22
0:45	0	4	1	3	0	2	0	1	0	3	1	13
1:00	1	3	1	5	1	5	0	5	0	3	3	21
1:15	2	0	0	2	1	6	0	1	0	4	3	13
1:30	0	10	0	4	0	9	0	11	0	7	0	41
1:45	0	6	0	4	0	7	0	1	0	3	0	21
2:00	0	9	0	4	0	4	0	12	0	4	0	33
2:15	1	7	0	1	1	8	0	6	1	3	3	25
2:30	0	11	1	5	1	3	0	3	0	8	2	30
2:45	0	9	0	5	0	5	0	4	0	4	0	27
3:00	0	10	0	4	0	7	1	3	0	5	1	29
3:15	0	9	0	10	2	7	0	12	0	12	2	50
3:30	1	8	0	8	0	5	0	13	0	7	1	41
3:45	0	4	0	8	0	8	0	6	0	6	0	32
4:00	0	7	0	7	0	13	0	4	0	3	0	34
4:15	0	3	0	6	2	3	0	11	0	4	2	27
4:30	1	6	1	7	1	3	1	14	0	5	4	35
4:45	1	11	0	3	0	11	0	8	2	2	3	35
5:00	1	7	0	4	0	13	0	8	0	7	1	39
5:15	0	3	0	4	0	9	0	7	2	8	2	31
5:30	2	6	3	4	2	6	3	2	0	2	10	20
5:45	2	5	3	6	2	5	3	7	0	4	10	27
6:00	1	5	3	3	2	8	1	4	0	4	7	24
6:15	1	3	4	4	4	3	2	9	1	7	12	26
6:30	3	5	0	6	2	3	1	7	4	3	10	24
6:45	3	3	14	6	12	11	3	4	0	3	32	27
7:00	0	6	6	10	7	8	4	5	3	1	20	30
7:15	6	8	5	5	8	3	7	7	1	10	27	33
7:30	7	18	10	13	7	17	10	28	16	14	50	90
7:45	5	8	6	7	5	3	5	8	6	12	27	38
8:00	5	7	2	5	2	5	4	3	2	5	15	25
8:15	6	2	2	3	3	3	2	5	0	1	13	14
8:30	1	2	11	1	9	0	4	9	1	1	26	13
8:45	1	0	5	2	0	1	4	0	0	1	10	4
9:00	3	3	5	1	2	1	4	1	4	0	18	6
9:15	5	1	0	0	2	6	1	4	0	1	8	12
9:30	7	2	3	7	7	1	2	3	3	1	22	14
9:45	2	1	5	2	3	3	4	5	4	1	18	12
10:00	3	0	1	2	1	8	2	2	1	2	8	14
10:15	2	1	3	1	1	2	5	2	4	2	15	8
10:30	1	4	7	2	4	6	6	2	5	3	23	17
10:45	3	0	6	1	6	1	4	0	5	0	24	2
11:00	3	3	3	2	5	3	6	6	1	2	18	16
11:15	5	0	7	1	10	2	3	0	1	1	26	4
11:30	4	6	4	3	3	3	4	2	4	2	19	16
11:45	5	1	7	1	4	1	7	1	1	1	24	5
<b>Totals</b>	<b>96</b>	<b>238</b>	<b>131</b>	<b>203</b>	<b>124</b>	<b>255</b>	<b>103</b>	<b>262</b>	<b>72</b>	<b>189</b>	<b>526</b>	<b>1147</b>
<b>Day Total</b>	<b>334</b>		<b>334</b>		<b>379</b>		<b>365</b>		<b>261</b>		<b>1673</b>	
<b>AM Pct</b>	28.7%		39.2%		32.7%		28.2%		27.6%			

Peak Hour  
 Peak Volume  
 P.H.F

**AECOM**

7:00-8:00 AM	18	27	27	26	26	25
7:15-8:15 AM	23	23	22	26	25	24
7:30-8:30 AM	23	20	17	21	24	21
7:45-8:45 AM	17	21	19	15	9	16
8:00-9:00 AM	13	20	14	14	3	13

4:00-5:00 PM	27	23	30	37	14	26
4:15-5:15 PM	27	20	30	41	18	27
4:30-5:30 PM	27	18	36	37	22	28
4:45-5:45 PM	27	15	39	25	19	25
5:00-6:00 PM	21	18	33	24	21	23

Client: AECOM  
 File Number:  
 Route: L-9a  
 Location:

Site Ref: L-9a  
 Direction: IN

Count Date	5/22/2023		5/23/2023		5/24/2023		5/25/2023		5/26/2023		AM	PM
Count Time	AM	PM	AM	PM	AM	PM	AM	PM	AM	PM	AM	PM
0:00	0	1	2	0	3	3	1	5	2	1	8	10
0:15	0	3	0	3	0	2	0	5	0	3	0	16
0:30	0	0	1	7	2	5	2	1	2	6	7	19
0:45	0	4	0	1	0	3	2	2	2	4	4	14
1:00	0	4	0	3	0	2	0	3	0	4	0	16
1:15	1	3	0	2	0	5	0	2	0	7	1	19
1:30	0	2	0	2	0	3	0	2	0	3	0	12
1:45	0	4	0	4	0	4	0	4	0	5	0	21
2:00	0	1	0	1	0	3	0	4	0	2	0	11
2:15	0	1	0	1	0	4	0	2	0	0	0	8
2:30	0	6	0	2	0	2	0	1	0	0	0	11
2:45	0	3	0	5	0	3	0	4	0	3	0	18
3:00	0	3	0	3	0	9	0	3	1	2	1	20
3:15	0	3	0	3	1	2	0	2	0	3	1	13
3:30	0	3	0	1	0	3	0	1	0	2	0	10
3:45	0	1	1	4	0	3	0	2	0	2	1	12
4:00	1	4	0	3	0	5	1	1	1	3	3	16
4:15	0	4	0	1	0	1	0	3	0	1	0	10
4:30	0	1	0	0	0	0	0	0	0	1	0	2
4:45	0	0	0	0	0	0	0	2	0	2	0	4
5:00	1	3	0	1	0	2	0	1	0	0	1	7
5:15	0	2	2	1	2	2	1	0	2	1	7	6
5:30	0	0	0	0	0	0	0	0	0	1	0	1
5:45	1	1	0	2	0	0	0	1	0	0	1	4
6:00	1	0	0	0	1	0	0	0	2	0	4	0
6:15	1	0	0	1	0	0	5	0	2	6	8	7
6:30	0	3	2	2	2	1	0	0	1	3	5	9
6:45	3	2	1	1	3	0	4	0	2	1	13	4
7:00	2	1	2	0	2	2	3	0	2	1	11	4
7:15	0	0	3	0	1	0	0	1	0	0	4	1
7:30	0	0	0	1	0	1	0	0	1	0	1	2
7:45	5	0	0	0	1	0	4	0	3	0	13	0
8:00	3	1	4	0	0	0	3	0	3	0	13	1
8:15	3	0	4	1	2	2	2	2	2	2	13	7
8:30	0	1	5	0	0	2	1	2	1	1	7	6
8:45	0	0	1	0	2	0	0	2	0	0	3	2
9:00	3	0	2	2	1	1	1	2	1	1	8	6
9:15	1	2	1	0	1	0	0	1	1	1	4	4
9:30	2	0	1	0	0	2	1	2	3	0	7	4
9:45	1	0	0	1	1	1	2	0	0	2	4	4
10:00	2	1	5	2	5	1	3	1	2	0	17	5
10:15	3	0	4	0	5	1	3	0	4	1	19	2
10:30	5	0	7	0	5	0	1	0	4	0	22	0
10:45	2	0	1	0	0	0	2	0	3	0	8	0
11:00	3	0	1	0	1	0	2	0	1	0	8	0
11:15	1	0	3	0	3	0	0	0	1	0	8	0
11:30	3	0	5	0	2	0	6	0	1	0	17	0
11:45	2	2	2	0	1	0	1	0	2	0	8	2
<b>Totals</b>	<b>50</b>	<b>70</b>	<b>60</b>	<b>61</b>	<b>47</b>	<b>80</b>	<b>51</b>	<b>64</b>	<b>52</b>	<b>75</b>	<b>260</b>	<b>350</b>
<b>Day Total</b>	<b>120</b>		<b>121</b>		<b>127</b>		<b>115</b>		<b>127</b>		<b>610</b>	
<b>AM Pct</b>	41.7%		49.6%		37.0%		44.3%		40.9%			

Peak Hour  
 Peak Volume  
 P.H.F

**AECOM**

7:00-8:00 AM	7	5	4	7	6	6
7:15-8:15 AM	8	7	2	7	7	6
7:30-8:30 AM	11	8	3	9	9	8
7:45-8:45 AM	11	13	3	10	9	9
8:00-9:00 AM	6	14	4	6	6	7

4:00-5:00 PM	9	4	6	6	7	6
4:15-5:15 PM	8	2	3	6	4	5
4:30-5:30 PM	6	2	4	3	4	4
4:45-5:45 PM	5	2	4	3	4	4
5:00-6:00 PM	6	4	4	2	2	4

Client: AECOM  
 File Number:  
 Route: L-9a  
 Location:

Site Ref: L-9a  
 Direction: OUT

Count Date	5/22/2023		5/23/2023		5/24/2023		5/25/2023		5/26/2023			
Count Time	AM	PM	AM	PM	AM	PM	AM	PM	AM	PM	AM	PM
0:00	0	4	0	1	0	3	0	1	0	0	0	9
0:15	0	1	0	3	0	1	0	3	0	2	0	10
0:30	0	3	0	2	0	1	0	3	0	2	0	11
0:45	0	2	0	5	0	5	0	4	0	8	0	24
1:00	0	5	0	3	0	4	0	3	0	1	0	16
1:15	0	2	0	1	0	0	0	1	0	3	0	7
1:30	0	1	0	3	0	4	0	2	0	2	0	12
1:45	0	7	0	4	0	6	0	5	0	8	0	30
2:00	0	2	0	5	0	5	0	1	0	6	0	19
2:15	0	3	0	2	0	3	0	6	0	2	0	16
2:30	0	2	0	3	0	4	0	2	0	3	0	14
2:45	0	3	0	0	0	3	0	1	0	1	0	8
3:00	0	0	0	2	0	3	0	1	0	0	0	6
3:15	0	1	0	1	0	2	0	1	0	1	0	6
3:30	0	4	0	2	0	3	0	0	0	1	0	10
3:45	0	1	0	3	0	1	0	2	0	1	0	8
4:00	0	3	0	5	0	2	0	2	0	4	0	16
4:15	2	3	0	1	0	4	0	2	0	0	2	10
4:30	1	4	0	4	0	1	0	3	0	5	1	17
4:45	0	4	0	1	0	4	0	2	1	1	1	12
5:00	0	0	0	1	1	1	0	1	1	2	2	5
5:15	0	0	0	0	0	2	0	1	1	0	1	3
5:30	2	0	1	2	1	1	1	0	1	1	6	4
5:45	1	3	2	0	2	0	3	0	3	0	11	3
6:00	3	1	3	0	3	0	3	0	4	1	16	2
6:15	0	1	1	1	1	1	1	1	1	2	4	6
6:30	1	0	0	0	0	0	4	0	1	1	6	1
6:45	0	0	0	0	0	0	0	0	1	0	1	0
7:00	1	1	0	1	0	1	1	0	0	2	2	5
7:15	4	0	5	1	5	1	6	1	3	0	23	3
7:30	0	1	3	0	1	3	1	0	1	1	6	5
7:45	1	0	0	1	0	1	0	0	0	0	1	2
8:00	1	0	1	0	0	0	0	1	2	1	4	2
8:15	1	1	0	1	2	0	1	1	2	1	6	4
8:30	2	1	5	2	1	0	2	1	5	1	15	5
8:45	1	1	3	0	0	0	1	0	1	1	6	2
9:00	2	1	2	1	2	1	2	2	0	1	8	6
9:15	3	0	2	0	1	1	1	1	2	0	9	2
9:30	2	1	0	0	0	0	0	2	1	0	3	3
9:45	1	0	1	0	0	0	1	0	0	1	3	1
10:00	0	0	3	0	0	1	2	0	2	1	7	2
10:15	1	1	0	0	3	1	1	0	1	0	6	2
10:30	3	0	3	1	3	0	2	0	4	1	15	2
10:45	2	0	5	0	1	0	3	0	0	0	11	0
11:00	2	0	0	0	3	0	2	1	1	0	8	1
11:15	4	0	4	0	2	1	2	0	4	0	16	1
11:30	3	0	4	1	5	0	3	0	2	0	17	1
11:45	2	0	5	0	2	0	0	0	1	0	10	0
<b>Totals</b>	<b>46</b>	<b>68</b>	<b>53</b>	<b>64</b>	<b>39</b>	<b>75</b>	<b>43</b>	<b>58</b>	<b>46</b>	<b>69</b>	<b>227</b>	<b>334</b>
<b>Day Total</b>	<b>114</b>		<b>117</b>		<b>114</b>		<b>101</b>		<b>115</b>		<b>561</b>	
<b>AM Pct</b>	40.4%		45.3%		34.2%		42.6%		40.0%			

Peak Hour  
 Peak Volume  
 P.H.F

**AECOM**

7:00-8:00 AM	6	8	6	8	4	6
7:15-8:15 AM	6	9	6	7	6	7
7:30-8:30 AM	3	4	3	2	5	3
7:45-8:45 AM	5	6	3	3	9	5
8:00-9:00 AM	5	9	3	4	10	6

4:00-5:00 PM	14	11	11	9	10	11
4:15-5:15 PM	11	7	10	8	8	9
4:30-5:30 PM	8	6	8	7	8	7
4:45-5:45 PM	4	4	8	4	4	5
5:00-6:00 PM	3	3	4	2	3	3

Client: AECOM  
 File Number:  
 Route: PS-1a  
 Location:

Site Ref: PS-1a  
 Direction: IN

Count Date	5/22/2023		5/23/2023		5/24/2023		5/25/2023		5/26/2023		AM	PM
	AM	PM	AM	PM	AM	PM	AM	PM	AM	PM		
0:00	0	8	0	12	2	2	0	7	0	5	2	34
0:15	0	6	0	6	0	2	0	8	0	5	0	27
0:30	0	4	0	5	0	3	0	3	0	1	0	16
0:45	0	4	0	3	0	5	0	3	1	4	1	19
1:00	0	3	0	6	0	4	0	6	0	4	0	23
1:15	0	12	0	2	0	6	0	3	0	3	0	26
1:30	0	7	0	3	0	16	0	6	1	10	1	42
1:45	0	7	0	4	1	15	0	5	0	4	1	35
2:00	0	13	0	10	0	15	0	12	0	5	0	55
2:15	2	10	0	13	0	7	0	7	0	10	2	47
2:30	0	18	0	7	0	7	0	8	1	8	1	48
2:45	0	3	0	5	0	5	0	2	0	4	0	19
3:00	0	2	1	0	0	2	0	7	0	7	1	18
3:15	1	4	0	4	3	1	0	1	0	3	4	13
3:30	0	1	1	3	0	4	2	1	1	0	4	9
3:45	0	8	3	4	2	2	2	7	2	5	9	26
4:00	2	5	0	5	0	3	0	3	1	5	3	21
4:15	0	4	0	4	0	3	2	4	2	5	4	20
4:30	0	1	3	2	1	2	3	4	1	1	8	10
4:45	2	2	2	1	6	3	2	2	3	3	15	11
5:00	1	5	1	1	2	4	4	5	3	0	11	15
5:15	4	0	3	1	6	1	2	5	3	5	18	12
5:30	2	2	10	0	8	1	8	4	3	3	31	10
5:45	6	4	8	3	6	8	4	1	4	1	28	17
6:00	7	0	5	6	4	3	10	3	5	9	31	21
6:15	7	9	6	10	4	11	8	9	3	8	28	47
6:30	3	7	6	3	7	2	10	5	12	5	38	22
6:45	6	2	5	1	10	1	8	2	4	3	33	9
7:00	4	5	14	1	11	3	5	0	3	2	37	11
7:15	1	1	7	3	6	4	8	2	4	1	26	11
7:30	4	0	3	0	12	1	4	1	10	0	33	2
7:45	6	3	4	0	6	0	3	2	2	3	21	8
8:00	5	1	7	3	10	1	14	0	2	0	38	5
8:15	4	0	8	1	6	1	5	2	3	2	26	6
8:30	6	4	0	1	4	2	3	0	1	1	14	8
8:45	6	1	6	1	9	2	9	1	5	1	35	6
9:00	8	1	6	2	7	2	6	0	4	1	31	6
9:15	4	0	1	0	1	3	7	4	2	3	15	10
9:30	2	0	3	2	4	2	2	0	9	2	20	6
9:45	3	4	6	3	6	0	3	4	0	0	18	11
10:00	3	2	2	3	4	3	8	6	6	1	23	15
10:15	1	5	4	2	10	4	4	3	5	7	24	21
10:30	1	2	2	2	5	3	5	7	3	4	16	18
10:45	4	1	8	0	3	0	2	0	1	0	18	1
11:00	4	0	5	1	1	0	2	0	1	0	13	1
11:15	3	0	12	2	6	1	0	0	3	2	24	5
11:30	8	0	7	0	5	0	0	0	5	0	25	0
11:45	0	0	4	0	1	0	8	0	4	0	17	0
<b>Totals</b>	<b>120</b>	<b>181</b>	<b>163</b>	<b>151</b>	<b>179</b>	<b>170</b>	<b>163</b>	<b>165</b>	<b>123</b>	<b>156</b>	<b>748</b>	<b>823</b>
<b>Day Total</b>	<b>301</b>		<b>314</b>		<b>349</b>		<b>328</b>		<b>279</b>		<b>1571</b>	
<b>AM Pct</b>	39.9%		51.9%		51.3%		49.7%		44.1%			

Peak Hour  
 Peak Volume  
 P.H.F

**AECOM**

7:00-8:00 AM	15	28	35	20	19	23
7:15-8:15 AM	16	21	34	29	18	24
7:30-8:30 AM	19	22	34	26	17	24
7:45-8:45 AM	21	19	26	25	8	20
8:00-9:00 AM	21	21	29	31	11	23

4:00-5:00 PM	12	12	11	13	14	12
4:15-5:15 PM	12	8	12	15	9	11
4:30-5:30 PM	8	5	10	16	9	10
4:45-5:45 PM	9	3	9	16	11	10
5:00-6:00 PM	11	5	14	15	9	11

Client: AECOM  
 File Number:  
 Route: PS-1a  
 Location:

Site Ref: PS-1a  
 Direction: OUT

Count Date	5/22/2023		5/23/2023		5/24/2023		5/25/2023		5/26/2023		AM	PM
Count Time	AM	PM	AM	PM	AM	PM	AM	PM	AM	PM	AM	PM
0:00	2	7	1	6	3	9	3	8	3	9	12	39
0:15	0	5	3	5	4	6	1	10	6	8	14	34
0:30	2	10	2	11	1	5	2	9	1	4	8	39
0:45	1	11	2	13	0	14	2	7	2	18	7	63
1:00	2	11	5	8	6	12	7	19	4	7	24	57
1:15	3	11	4	13	2	9	4	9	4	8	17	50
1:30	1	11	1	20	3	24	3	11	4	12	12	78
1:45	0	9	1	13	2	11	2	11	1	7	6	51
2:00	0	12	0	12	3	8	2	12	2	9	7	53
2:15	0	7	2	10	3	14	1	10	4	11	10	52
2:30	0	12	3	16	0	13	1	14	0	12	4	67
2:45	0	9	0	15	0	12	0	9	1	6	1	51
3:00	0	16	1	11	0	21	0	23	2	14	3	85
3:15	1	12	0	18	0	16	1	20	0	12	2	78
3:30	1	25	0	18	2	24	0	36	1	17	4	120
3:45	1	14	0	21	1	18	0	19	1	14	3	86
4:00	0	16	0	26	1	22	1	19	1	19	3	102
4:15	0	20	0	25	1	14	2	24	2	15	5	98
4:30	1	19	1	23	5	31	5	19	4	17	16	109
4:45	3	22	2	17	1	7	0	12	0	22	6	80
5:00	2	21	0	28	1	23	0	27	2	25	5	124
5:15	1	25	1	25	1	31	0	30	0	26	3	137
5:30	0	27	1	27	1	16	0	21	0	24	2	115
5:45	0	19	0	20	1	16	1	13	1	14	3	82
6:00	4	19	3	18	4	14	2	15	5	6	18	72
6:15	2	12	3	15	5	22	5	11	0	11	15	71
6:30	1	15	5	13	7	14	5	12	5	5	23	59
6:45	2	16	4	18	4	11	4	14	6	9	20	68
7:00	22	8	24	16	22	20	24	20	24	11	116	75
7:15	23	12	31	15	36	28	27	19	32	20	149	94
7:30	32	12	26	11	29	13	26	23	33	16	146	75
7:45	16	12	13	17	14	20	14	12	5	8	62	69
8:00	7	9	2	13	6	13	6	14	1	11	22	60
8:15	3	5	3	3	5	4	5	7	3	10	19	29
8:30	2	6	2	4	2	7	2	6	2	4	10	27
8:45	1	4	4	3	1	4	3	2	3	3	12	16
9:00	2	10	2	9	5	7	2	5	2	0	13	31
9:15	5	3	3	3	3	8	8	7	2	4	21	25
9:30	7	6	2	10	1	14	1	1	1	4	12	35
9:45	2	2	3	6	1	5	1	7	2	3	9	23
10:00	2	7	4	9	4	7	0	7	2	7	12	37
10:15	2	3	3	2	2	5	2	3	7	0	16	13
10:30	4	5	8	6	7	9	3	7	1	5	23	32
10:45	7	9	7	8	6	11	5	11	3	6	28	45
11:00	5	8	5	10	8	9	6	11	4	15	28	53
11:15	6	14	10	11	12	15	11	9	8	15	47	64
11:30	8	16	8	19	7	13	8	14	4	16	35	78
11:45	5	2	7	2	4	4	7	3	8	3	31	14
<b>Totals</b>	<b>191</b>	<b>566</b>	<b>212</b>	<b>642</b>	<b>237</b>	<b>653</b>	<b>215</b>	<b>632</b>	<b>209</b>	<b>522</b>	<b>1064</b>	<b>3015</b>
<b>Day Total</b>	<b>757</b>		<b>854</b>		<b>890</b>		<b>847</b>		<b>731</b>		<b>4079</b>	
<b>AM Pct</b>	25.2%		24.8%		26.6%		25.4%		28.6%			

Peak Hour  
 Peak Volume  
 P.H.F

**AECOM**

7:00-8:00 AM	93	94	101	91	94	95
7:15-8:15 AM	78	72	85	73	71	76
7:30-8:30 AM	58	44	54	51	42	50
7:45-8:45 AM	28	20	27	27	11	23
8:00-9:00 AM	13	11	14	16	9	13

4:00-5:00 PM	77	91	74	74	73	78
4:15-5:15 PM	82	93	75	82	79	82
4:30-5:30 PM	87	93	92	88	90	90
4:45-5:45 PM	95	97	77	90	97	91
5:00-6:00 PM	92	100	86	91	89	92

Client: AECOM  
 File Number:  
 Route: PS-1b  
 Location:

Site Ref: PS-1b  
 Direction: IN

Count Date	5/22/2023		5/23/2023		5/24/2023		5/25/2023		5/26/2023			
Count Time	AM	PM	AM	PM	AM	PM	AM	PM	AM	PM	AM	PM
0:00	0	12	0	14	0	13	0	11	0	8	0	58
0:15	0	15	0	13	0	16	0	14	0	11	0	69
0:30	0	13	0	12	0	7	0	8	0	9	0	49
0:45	0	9	0	10	0	15	0	15	0	12	0	61
1:00	0	16	0	12	1	15	0	18	0	15	1	76
1:15	0	23	0	23	0	14	0	21	0	15	0	96
1:30	0	15	0	9	0	26	0	17	0	7	0	74
1:45	0	13	0	11	1	13	1	14	1	8	3	59
2:00	0	11	0	12	0	10	0	18	0	17	0	68
2:15	0	12	0	9	0	16	0	13	1	13	1	63
2:30	0	16	0	13	0	14	1	17	0	8	1	68
2:45	0	20	0	12	1	16	1	9	2	9	4	66
3:00	1	13	1	8	1	12	1	14	0	6	4	53
3:15	0	8	1	14	0	6	0	12	0	12	1	52
3:30	1	5	1	3	1	13	3	12	0	10	6	43
3:45	0	8	0	13	2	9	2	7	2	6	6	43
4:00	1	5	0	7	0	9	2	7	3	8	6	36
4:15	0	7	3	13	2	7	1	8	1	5	7	40
4:30	1	2	2	4	2	8	2	8	0	5	7	27
4:45	4	4	3	7	3	6	2	3	4	2	16	22
5:00	1	5	4	5	4	9	2	6	2	4	13	29
5:15	5	9	3	4	7	8	7	10	3	6	25	37
5:30	9	4	14	3	8	11	5	6	9	9	45	33
5:45	13	5	20	9	18	8	17	5	12	15	80	42
6:00	26	25	21	15	15	21	18	22	18	25	98	108
6:15	18	30	27	34	33	36	22	36	19	22	119	158
6:30	28	18	34	22	26	16	29	22	19	16	136	94
6:45	20	6	30	8	26	10	28	8	23	5	127	37
7:00	22	3	18	4	20	10	27	6	10	5	97	28
7:15	19	5	14	7	6	7	21	8	13	6	73	33
7:30	27	4	12	7	22	5	19	4	22	2	102	22
7:45	17	6	22	4	19	0	17	3	12	3	87	16
8:00	21	4	13	2	20	2	20	4	13	5	87	17
8:15	19	1	22	2	26	1	22	4	14	1	103	9
8:30	17	1	34	1	40	1	27	1	19	2	137	6
8:45	19	1	24	1	25	4	29	3	22	2	119	11
9:00	22	4	21	5	20	1	19	0	14	1	96	11
9:15	17	1	14	1	33	1	14	0	21	0	99	3
9:30	21	0	19	2	21	2	11	3	17	2	89	9
9:45	13	3	16	0	22	2	11	1	19	1	81	7
10:00	13	0	12	3	19	3	18	5	19	3	81	14
10:15	19	5	24	4	21	5	21	8	16	6	101	28
10:30	9	4	19	5	18	3	15	6	12	5	73	23
10:45	15	1	21	4	17	1	20	2	7	1	80	9
11:00	12	0	16	0	13	1	13	0	11	1	65	2
11:15	11	0	10	0	15	1	18	1	13	1	67	3
11:30	8	1	13	0	13	1	9	0	10	1	53	3
11:45	13	0	15	0	12	0	16	0	12	0	68	0
<b>Totals</b>	<b>462</b>	<b>373</b>	<b>523</b>	<b>371</b>	<b>553</b>	<b>415</b>	<b>511</b>	<b>420</b>	<b>415</b>	<b>336</b>	<b>2464</b>	<b>1915</b>
<b>Day Total</b>	<b>835</b>		<b>894</b>		<b>968</b>		<b>931</b>		<b>751</b>		<b>4379</b>	
<b>AM Pct</b>	55.3%		58.5%		57.1%		54.9%		55.3%			

Peak Hour  
 Peak Volume  
 P.H.F

**AECOM**

7:00-8:00 AM	85	66	67	84	57	72
7:15-8:15 AM	84	61	67	77	60	70
7:30-8:30 AM	84	69	87	78	61	76
7:45-8:45 AM	74	91	105	86	58	83
8:00-9:00 AM	76	93	111	98	68	89

4:00-5:00 PM	18	31	30	26	20	25
4:15-5:15 PM	18	29	30	25	16	24
4:30-5:30 PM	20	20	31	27	17	23
4:45-5:45 PM	22	19	34	25	21	24
5:00-6:00 PM	23	21	36	27	34	28

Client: AECOM  
 File Number:  
 Route: PS-1b  
 Location:

Site Ref: PS-1b  
 Direction: OUT

Count Date	5/22/2023		5/23/2023		5/24/2023		5/25/2023		5/26/2023			
Count Time	AM	PM	AM	PM	AM	PM	AM	PM	AM	PM	AM	PM
0:00	1	7	1	7	2	7	2	12	3	15	9	48
0:15	1	7	3	12	2	6	2	13	2	9	10	47
0:30	2	9	1	15	4	9	4	10	3	11	14	54
0:45	1	12	0	12	2	9	2	9	0	7	5	49
1:00	0	5	2	10	2	19	1	5	3	5	8	44
1:15	0	5	2	5	0	14	0	21	0	13	2	58
1:30	0	10	0	11	3	19	1	12	1	20	5	72
1:45	0	14	1	13	0	11	0	17	0	8	1	63
2:00	1	13	1	11	2	17	3	13	1	5	8	59
2:15	0	10	0	11	0	7	0	12	0	10	0	50
2:30	1	18	1	20	1	20	0	12	1	15	4	85
2:45	0	13	1	21	0	19	0	11	0	10	1	74
3:00	0	21	0	15	0	21	0	18	2	8	2	83
3:15	0	14	0	19	1	24	0	21	1	12	2	90
3:30	0	19	0	20	1	14	0	21	0	19	1	93
3:45	0	18	0	16	2	19	1	19	0	19	3	91
4:00	2	14	4	16	1	20	2	18	2	24	11	92
4:15	1	22	0	19	0	26	0	17	2	16	3	100
4:30	1	21	2	24	3	28	3	18	3	14	12	105
4:45	0	17	0	17	0	18	0	17	0	8	0	77
5:00	0	13	1	29	1	15	1	9	2	19	5	85
5:15	3	21	1	26	1	18	0	22	0	18	5	105
5:30	2	20	1	22	3	23	2	17	1	13	9	95
5:45	1	16	1	13	1	12	2	19	1	12	6	72
6:00	3	16	5	16	2	12	2	19	1	14	13	77
6:15	1	14	2	20	4	9	2	15	1	10	10	68
6:30	2	20	0	13	4	19	3	14	3	8	12	74
6:45	5	19	2	14	10	19	5	15	4	14	26	81
7:00	7	16	7	17	3	14	13	8	10	17	40	72
7:15	30	10	38	8	19	22	20	21	27	16	134	77
7:30	17	6	21	14	33	32	21	26	24	11	116	89
7:45	7	8	6	12	8	22	11	21	9	6	41	69
8:00	8	4	6	5	9	4	9	9	6	9	38	31
8:15	3	2	0	3	4	18	9	10	4	5	20	38
8:30	6	7	5	6	3	10	1	2	3	5	18	30
8:45	0	4	5	2	5	12	2	5	2	3	14	26
9:00	4	6	2	5	3	2	2	7	3	1	14	21
9:15	4	3	4	4	3	9	3	4	1	5	15	25
9:30	6	7	3	3	3	8	5	7	6	4	23	29
9:45	4	7	4	7	7	4	3	2	3	3	21	23
10:00	5	4	8	6	6	8	2	4	6	3	27	25
10:15	4	6	4	5	7	2	8	2	5	1	28	16
10:30	4	4	8	6	9	4	5	10	5	8	31	32
10:45	4	3	4	2	10	7	7	4	4	2	29	18
11:00	8	6	7	7	8	6	7	6	6	4	36	29
11:15	7	5	10	6	6	5	11	6	5	4	39	26
11:30	6	6	10	14	10	7	13	7	6	7	45	41
11:45	6	1	10	2	11	1	12	4	6	2	45	10
<b>Totals</b>	<b>168</b>	<b>523</b>	<b>194</b>	<b>581</b>	<b>219</b>	<b>651</b>	<b>202</b>	<b>591</b>	<b>178</b>	<b>472</b>	<b>961</b>	<b>2818</b>
<b>Day Total</b>	<b>691</b>		<b>775</b>		<b>870</b>		<b>793</b>		<b>650</b>		<b>3779</b>	
<b>AM Pct</b>	24.3%		25.0%		25.2%		25.5%		27.4%			

Peak Hour  
 Peak Volume  
 P.H.F

**AECOM**

7:00-8:00 AM	61	72	63	65	70	66
7:15-8:15 AM	62	71	69	61	66	66
7:30-8:30 AM	35	33	54	50	43	43
7:45-8:45 AM	24	17	24	30	22	23
8:00-9:00 AM	17	16	21	21	15	18

4:00-5:00 PM	74	76	92	70	62	75
4:15-5:15 PM	73	89	87	61	57	73
4:30-5:30 PM	72	96	79	66	59	74
4:45-5:45 PM	71	94	74	65	58	72
5:00-6:00 PM	70	90	68	67	62	71



Client: AECOM  
 File Number:  
 Route: PS-5a  
 Location:

Site Ref: PS-5a  
 Direction: IN

Count Date	5/22/2023		5/23/2023		5/24/2023		5/25/2023		5/26/2023			
Count Time	AM	PM	AM	PM	AM	PM	AM	PM	AM	PM	AM	PM
0:00	1	0	0	2	2	2	0	4	0	1	3	9
0:15	0	7	0	1	0	5	0	3	0	2	0	18
0:30	0	2	0	4	0	2	0	6	0	2	0	16
0:45	1	3	0	4	0	1	0	3	0	3	1	14
1:00	0	8	0	6	0	1	0	2	0	3	0	20
1:15	0	2	0	3	0	3	0	3	0	2	0	13
1:30	0	3	1	4	0	3	0	1	0	4	1	15
1:45	0	2	0	1	0	1	0	0	1	1	1	5
2:00	0	2	0	0	0	1	0	2	0	1	0	6
2:15	0	4	1	1	0	1	0	0	0	1	1	7
2:30	0	4	0	0	2	5	1	4	1	2	4	15
2:45	0	4	0	1	0	1	1	1	0	1	1	8
3:00	0	4	0	4	0	0	0	2	0	3	0	13
3:15	2	1	1	3	2	3	2	4	1	2	8	13
3:30	1	4	1	1	1	3	1	0	2	2	6	10
3:45	0	0	0	0	0	3	1	0	0	2	1	5
4:00	0	1	0	2	1	3	0	0	0	2	1	8
4:15	1	0	1	1	0	2	1	2	1	3	4	8
4:30	3	1	3	8	2	3	1	0	3	0	12	12
4:45	2	1	5	2	2	0	1	1	2	1	12	5
5:00	5	1	6	1	4	2	4	3	3	2	22	9
5:15	4	3	8	1	10	10	5	2	8	1	35	17
5:30	16	0	15	2	14	3	16	0	13	1	74	6
5:45	29	3	29	0	34	1	28	2	21	2	141	8
6:00	49	2	65	4	50	4	60	1	56	2	280	13
6:15	77	2	72	3	79	2	82	1	72	2	382	10
6:30	53	0	73	1	66	2	68	1	71	0	331	4
6:45	41	0	45	0	54	0	33	0	45	0	218	0
7:00	40	0	42	0	42	0	42	0	32	0	198	0
7:15	47	3	63	0	58	1	51	2	37	2	256	8
7:30	41	0	41	0	55	1	61	1	47	2	245	4
7:45	59	0	37	0	37	1	24	1	37	1	194	3
8:00	28	1	31	0	33	0	25	0	24	1	141	2
8:15	32	0	40	1	37	1	25	0	28	0	162	2
8:30	38	0	44	0	31	1	48	0	29	0	190	1
8:45	36	0	40	0	46	0	49	0	29	1	200	1
9:00	32	0	42	1	33	0	37	0	30	0	174	1
9:15	34	0	35	1	37	0	29	0	28	0	163	1
9:30	19	1	12	0	32	0	28	0	21	1	112	2
9:45	26	0	22	1	15	1	27	0	24	1	114	3
10:00	23	0	16	0	19	0	12	1	8	0	78	1
10:15	21	0	13	0	13	0	13	0	18	0	78	0
10:30	8	0	9	0	12	0	11	0	13	0	53	0
10:45	3	0	3	0	5	0	6	0	7	0	24	0
11:00	9	0	4	0	3	0	2	0	6	1	24	1
11:15	3	0	9	0	3	0	6	0	3	0	24	0
11:30	2	0	2	0	5	0	4	0	5	0	18	0
11:45	0	0	5	0	2	0	4	0	5	0	16	0
<b>Totals</b>	<b>786</b>	<b>69</b>	<b>836</b>	<b>64</b>	<b>841</b>	<b>73</b>	<b>809</b>	<b>53</b>	<b>731</b>	<b>58</b>	<b>4003</b>	<b>317</b>
<b>Day Total</b>	<b>855</b>		<b>900</b>		<b>914</b>		<b>862</b>		<b>789</b>		<b>4320</b>	
<b>AM Pct</b>	91.9%		92.9%		92.0%		93.9%		92.6%			

Peak Hour  
 Peak Volume  
 P.H.F

**AECOM**

<b>7:00-8:00 AM</b>	187	183	192	178	153	179
<b>7:15-8:15 AM</b>	175	172	183	161	145	167
<b>7:30-8:30 AM</b>	160	149	162	135	136	148
<b>7:45-8:45 AM</b>	157	152	138	122	118	137
<b>8:00-9:00 AM</b>	134	155	147	147	110	139

<b>4:00-5:00 PM</b>	3	13	8	3	6	7
<b>4:15-5:15 PM</b>	3	12	7	6	6	7
<b>4:30-5:30 PM</b>	6	12	15	6	4	9
<b>4:45-5:45 PM</b>	5	6	15	6	5	7
<b>5:00-6:00 PM</b>	7	4	16	7	6	8

Client: AECOM  
 File Number:  
 Route: PS-5a  
 Location:

Site Ref: PS-5a  
 Direction: OUT

Count Date	5/22/2023		5/23/2023		5/24/2023		5/25/2023		5/26/2023		AM	PM
	AM	PM	AM	PM	AM	PM	AM	PM	AM	PM		
0:00	1	7	4	6	1	3	0	3	2	2	8	21
0:15	1	5	1	5	1	1	0	0	1	8	4	19
0:30	0	11	2	2	2	9	1	10	1	4	6	36
0:45	0	9	1	7	0	3	0	6	0	3	1	28
1:00	0	1	0	9	2	8	0	8	0	4	2	30
1:15	0	3	0	4	0	4	1	4	1	7	2	22
1:30	0	8	2	4	0	7	0	8	0	4	2	31
1:45	0	9	0	9	0	11	0	4	0	9	0	42
2:00	0	10	0	9	2	9	0	18	0	12	2	58
2:15	0	9	0	10	0	9	0	12	1	7	1	47
2:30	0	14	0	7	0	14	0	15	0	10	0	60
2:45	1	16	0	10	0	13	0	7	0	12	1	58
3:00	0	16	0	24	0	19	0	20	0	18	0	97
3:15	0	29	0	34	0	31	0	30	1	25	1	149
3:30	0	27	0	37	0	37	0	26	0	32	0	159
3:45	0	22	0	34	1	40	0	24	0	38	1	158
4:00	0	26	0	27	1	32	0	25	0	21	1	131
4:15	0	27	0	34	1	36	0	36	0	27	1	160
4:30	0	37	0	41	1	37	0	34	0	30	1	179
4:45	0	45	0	43	1	40	0	34	0	36	1	198
5:00	0	43	0	54	0	36	0	42	0	44	0	219
5:15	0	56	0	45	0	44	0	42	0	43	0	230
5:30	0	33	0	39	0	44	0	39	0	33	0	188
5:45	1	30	0	32	0	30	0	34	0	33	1	159
6:00	0	27	0	29	3	41	0	33	0	26	3	156
6:15	6	37	1	34	0	31	1	33	2	26	10	161
6:30	1	25	2	21	0	32	1	21	1	12	5	111
6:45	0	30	1	24	0	24	1	30	2	23	4	131
7:00	1	21	2	17	0	29	0	23	0	18	3	108
7:15	3	42	2	28	3	32	3	40	2	34	13	176
7:30	0	34	3	41	2	54	1	39	2	37	8	205
7:45	0	20	2	15	4	32	6	26	2	26	14	119
8:00	1	16	2	21	1	11	1	18	1	10	6	76
8:15	0	9	1	8	0	10	2	10	0	11	3	48
8:30	0	3	0	8	3	8	1	7	1	6	5	32
8:45	1	3	2	5	2	6	5	5	0	14	10	33
9:00	0	5	2	4	0	3	1	3	0	4	3	19
9:15	0	5	1	4	1	1	0	2	0	3	2	15
9:30	2	0	3	0	0	5	1	1	4	2	10	8
9:45	2	2	0	0	2	2	3	3	2	2	9	9
10:00	2	4	11	3	5	2	1	4	1	2	20	15
10:15	4	2	9	5	0	1	2	2	1	0	16	10
10:30	4	2	9	3	9	5	1	4	0	2	23	16
10:45	1	2	4	2	8	0	1	0	1	0	15	4
11:00	1	2	3	1	2	0	0	1	1	0	7	4
11:15	3	2	7	5	2	3	1	0	0	1	13	11
11:30	5	3	3	4	3	0	5	1	4	1	20	9
11:45	1	3	5	0	6	2	4	3	5	2	21	10
<b>Totals</b>	<b>42</b>	<b>792</b>	<b>85</b>	<b>808</b>	<b>69</b>	<b>851</b>	<b>44</b>	<b>790</b>	<b>39</b>	<b>724</b>	<b>279</b>	<b>3965</b>
<b>Day Total</b>	<b>834</b>		<b>893</b>		<b>920</b>		<b>834</b>		<b>763</b>		<b>4244</b>	
<b>AM Pct</b>	5.0%		9.5%		7.5%		5.3%		5.1%			

Peak Hour  
 Peak Volume  
 P.H.F

**AECOM**

7:00-8:00 AM	4	9	9	10	6	8
7:15-8:15 AM	4	9	10	11	7	8
7:30-8:30 AM	1	8	7	10	5	6
7:45-8:45 AM	1	5	8	10	4	6
8:00-9:00 AM	2	5	6	9	2	5

4:00-5:00 PM	135	145	145	129	114	134
4:15-5:15 PM	152	172	149	146	137	151
4:30-5:30 PM	181	183	157	152	153	165
4:45-5:45 PM	177	181	164	157	156	167
5:00-6:00 PM	162	170	154	157	153	159

Client: AECOM  
 File Number:  
 Route: PS-5b  
 Location:

Site Ref: PS-5b  
 Direction: IN

Count Date	5/22/2023		5/23/2023		5/24/2023		5/25/2023		5/26/2023			
Count Time	AM	PM	AM	PM	AM	PM	AM	PM	AM	PM	AM	PM
0:00	0	1	0	1	1	0	0	3	0	2	1	7
0:15	0	1	0	2	0	3	0	2	1	3	1	11
0:30	0	1	0	7	0	0	0	4	0	1	0	13
0:45	0	3	0	1	0	4	0	3	0	1	0	12
1:00	0	1	0	6	1	4	0	3	0	2	1	16
1:15	0	0	0	3	0	4	0	0	0	2	0	9
1:30	0	3	1	5	0	3	0	1	0	1	1	13
1:45	0	2	0	1	0	1	0	2	0	1	0	7
2:00	0	2	0	3	1	1	0	1	0	0	1	7
2:15	0	3	0	2	0	2	0	1	0	2	0	10
2:30	1	1	1	2	0	1	0	0	0	3	2	7
2:45	1	2	2	2	2	3	2	2	1	2	8	11
3:00	0	0	0	0	0	0	0	2	0	1	0	3
3:15	1	1	1	2	1	3	1	1	0	2	4	9
3:30	1	2	1	2	0	1	0	4	1	2	3	11
3:45	1	1	1	0	2	2	0	1	0	0	4	4
4:00	0	3	2	1	0	1	1	1	1	1	4	7
4:15	1	2	1	3	0	0	0	1	0	3	2	9
4:30	2	1	1	1	2	2	2	2	1	5	8	11
4:45	2	0	2	1	4	1	2	1	0	2	10	5
5:00	1	1	1	1	1	0	0	0	1	1	4	3
5:15	4	2	3	2	3	4	3	1	5	1	18	10
5:30	8	0	7	3	8	2	7	2	7	3	37	10
5:45	6	1	9	3	5	2	7	1	4	0	31	7
6:00	9	1	4	4	9	1	7	4	11	4	40	14
6:15	12	1	11	1	7	0	9	0	9	1	48	3
6:30	9	3	10	0	13	0	12	1	9	1	53	5
6:45	4	1	9	1	6	0	9	1	6	0	34	3
7:00	5	1	7	0	8	0	5	2	6	1	31	4
7:15	10	1	6	1	3	3	7	0	5	0	31	5
7:30	8	1	8	1	3	0	8	0	7	0	34	2
7:45	5	1	4	0	12	0	9	0	4	0	34	1
8:00	8	1	7	1	8	0	5	0	1	1	29	3
8:15	4	0	7	1	6	1	6	1	9	1	32	4
8:30	4	1	9	1	8	0	9	0	9	0	39	2
8:45	9	0	7	0	5	0	5	0	6	1	32	1
9:00	5	0	10	0	5	1	10	0	11	0	41	1
9:15	15	0	12	0	6	0	8	1	12	0	53	1
9:30	13	0	8	0	11	0	8	1	3	0	43	1
9:45	8	0	7	0	11	1	9	1	4	1	39	3
10:00	5	0	5	1	6	2	4	1	7	2	27	6
10:15	4	0	6	0	3	0	2	1	5	1	20	2
10:30	2	3	5	1	3	2	3	1	2	0	15	7
10:45	3	1	1	1	3	0	3	0	6	0	16	2
11:00	1	0	1	0	2	0	3	0	4	1	11	1
11:15	3	0	6	0	3	0	1	0	0	1	13	1
11:30	1	1	2	0	4	1	5	1	1	2	13	5
11:45	2	2	2	1	1	1	3	1	2	1	10	6
<b>Totals</b>	<b>178</b>	<b>53</b>	<b>187</b>	<b>69</b>	<b>177</b>	<b>57</b>	<b>175</b>	<b>56</b>	<b>161</b>	<b>60</b>	<b>878</b>	<b>295</b>
<b>Day Total</b>	<b>231</b>		<b>256</b>		<b>234</b>		<b>231</b>		<b>221</b>		<b>1173</b>	
<b>AM Pct</b>	77.1%		73.0%		75.6%		75.8%		72.9%			

Peak Hour  
 Peak Volume  
 P.H.F

**AECOM**

7:00-8:00 AM	28	25	26	29	22	26
7:15-8:15 AM	31	25	26	29	17	26
7:30-8:30 AM	25	26	29	28	21	26
7:45-8:45 AM	21	27	34	29	23	27
8:00-9:00 AM	25	30	27	25	25	26

4:00-5:00 PM	6	6	4	5	11	6
4:15-5:15 PM	4	6	3	4	11	6
4:30-5:30 PM	4	5	7	4	9	6
4:45-5:45 PM	3	7	7	4	7	6
5:00-6:00 PM	4	9	8	4	5	6

Client: AECOM  
 File Number:  
 Route: PS-5b  
 Location:

Site Ref: PS-5b  
 Direction: OUT

Count Date	5/22/2023		5/23/2023		5/24/2023		5/25/2023		5/26/2023			
Count Time	AM	PM	AM	PM	AM	PM	AM	PM	AM	PM	AM	PM
0:00	0	3	0	0	3	0	1	0	1	0	5	3
0:15	1	1	0	2	0	1	0	1	0	1	1	6
0:30	0	1	0	1	1	1	0	2	0	1	1	6
0:45	0	2	0	3	0	2	0	1	0	2	0	10
1:00	0	1	0	4	1	1	0	1	0	0	1	7
1:15	0	1	0	0	0	4	0	1	0	0	0	6
1:30	0	0	0	2	0	0	0	1	0	2	0	5
1:45	0	2	0	0	0	1	0	3	0	1	0	7
2:00	0	2	0	3	0	1	0	1	0	1	0	8
2:15	0	1	0	5	1	1	0	1	0	3	1	11
2:30	0	5	0	6	0	3	0	3	0	3	0	20
2:45	0	4	0	2	1	3	0	3	0	1	1	13
3:00	0	3	0	0	0	1	0	5	0	2	0	11
3:15	0	2	0	2	0	6	0	3	0	4	0	17
3:30	0	4	1	3	0	6	0	6	0	6	1	25
3:45	0	5	0	5	0	4	0	4	0	3	0	21
4:00	0	6	0	4	0	1	0	2	0	3	0	16
4:15	1	3	1	6	0	3	0	9	1	4	3	25
4:30	0	4	1	6	1	5	1	7	0	4	3	26
4:45	0	4	0	8	0	3	0	5	0	2	0	22
5:00	0	4	0	2	0	4	0	6	0	3	0	19
5:15	1	5	0	10	0	6	1	9	0	7	2	37
5:30	1	3	1	3	1	6	0	6	0	3	3	21
5:45	1	4	0	4	0	4	2	2	1	6	4	20
6:00	1	4	1	6	2	4	0	3	0	4	4	21
6:15	2	2	3	3	1	2	1	3	1	8	8	18
6:30	0	6	0	2	3	3	1	3	1	6	5	20
6:45	0	3	0	6	0	3	0	5	0	2	0	19
7:00	1	2	0	3	0	4	2	1	1	5	4	15
7:15	0	2	1	6	1	8	1	5	1	10	4	31
7:30	0	4	0	2	2	6	0	2	1	2	3	16
7:45	0	0	0	1	0	1	0	0	2	1	2	3
8:00	0	3	0	2	0	2	0	2	1	1	1	10
8:15	0	1	0	0	1	1	1	1	0	4	2	7
8:30	0	1	0	2	0	2	0	2	0	0	0	7
8:45	2	1	1	0	0	0	1	2	1	0	5	3
9:00	0	1	1	1	0	1	0	1	1	2	2	6
9:15	2	0	3	2	0	2	1	3	3	0	9	7
9:30	0	0	1	1	1	0	1	0	1	1	4	2
9:45	0	1	3	2	0	1	0	2	0	2	3	8
10:00	2	0	4	1	1	1	0	2	2	2	9	6
10:15	0	1	1	0	3	0	1	0	0	0	5	1
10:30	1	0	3	2	1	1	1	1	0	1	6	5
10:45	1	2	2	0	1	1	0	1	0	1	4	5
11:00	2	0	1	0	1	0	1	0	0	1	5	1
11:15	2	1	0	0	0	1	2	0	0	1	4	3
11:30	0	1	3	1	2	1	4	1	0	2	9	6
11:45	0	3	3	2	0	0	0	1	1	0	4	6
<b>Totals</b>	<b>21</b>	<b>109</b>	<b>35</b>	<b>126</b>	<b>29</b>	<b>112</b>	<b>23</b>	<b>123</b>	<b>20</b>	<b>118</b>	<b>128</b>	<b>588</b>
<b>Day Total</b>	<b>130</b>		<b>161</b>		<b>141</b>		<b>146</b>		<b>138</b>		<b>716</b>	
<b>AM Pct</b>	16.2%		21.7%		20.6%		15.8%		14.5%			

Peak Hour  
 Peak Volume  
 P.H.F

**AECOM**

7:00-8:00 AM	1	1	3	3	5	3
7:15-8:15 AM	0	1	3	1	5	2
7:30-8:30 AM	0	0	3	1	4	2
7:45-8:45 AM	0	0	1	1	3	1
8:00-9:00 AM	2	1	1	2	2	2

4:00-5:00 PM	17	24	12	23	13	18
4:15-5:15 PM	15	22	15	27	13	18
4:30-5:30 PM	17	26	18	27	16	21
4:45-5:45 PM	16	23	19	26	15	20
5:00-6:00 PM	16	19	20	23	19	19

Client: AECOM  
 File Number:  
 RINe: Searsville East  
 Location:

Site Ref: Searsville  
 Direction: IN

Count Date	5/22/2023		5/23/2023		5/24/2023		5/25/2023		5/26/2023			
	AM	PM	AM	PM	AM	PM	AM	PM	AM	PM	AM	PM
0:00	0	4	0	1	0	1	1	3	0	1	1	10
0:15	0	0	0	0	1	2	3	0	0	1	4	3
0:30	0	3	0	0	0	1	3	1	0	2	3	7
0:45	1	4	1	1	0	3	0	1	4	3	6	12
1:00	0	2	0	6	0	3	0	3	0	0	0	14
1:15	0	0	0	1	0	3	0	6	1	5	1	15
1:30	0	3	0	1	0	2	1	0	0	1	1	7
1:45	0	1	0	6	1	4	0	0	0	2	1	13
2:00	0	5	0	4	1	5	0	1	0	1	1	16
2:15	0	7	0	15	0	5	0	6	0	6	0	39
2:30	0	2	0	2	0	2	0	1	0	3	0	10
2:45	0	7	0	3	0	2	0	4	0	2	0	18
3:00	0	3	0	3	0	2	0	6	0	2	0	16
3:15	0	3	0	1	0	4	0	1	0	6	0	15
3:30	0	0	0	4	0	3	0	1	0	2	0	10
3:45	0	1	0	4	0	5	0	1	0	2	0	13
4:00	0	2	0	4	0	1	0	4	0	2	0	13
4:15	0	2	0	7	0	6	0	0	0	9	0	24
4:30	0	2	0	4	0	3	0	1	0	1	0	11
4:45	0	3	0	2	0	4	0	2	0	4	0	15
5:00	0	1	0	6	0	2	0	2	0	0	0	11
5:15	0	4	0	2	0	6	0	5	0	8	0	25
5:30	0	1	0	6	0	5	0	4	0	4	0	20
5:45	1	0	0	4	0	4	0	3	0	8	1	19
6:00	2	4	2	5	0	28	0	9	2	0	6	46
6:15	0	4	0	8	3	7	0	18	0	1	3	38
6:30	1	1	2	5	1	9	5	4	4	0	13	19
6:45	3	4	3	5	9	1	2	1	2	0	19	11
7:00	3	0	0	4	2	3	0	1	3	0	8	8
7:15	0	0	0	4	3	0	0	3	0	0	3	7
7:30	1	3	1	4	6	1	0	0	0	1	8	9
7:45	0	0	2	2	1	0	2	2	0	2	5	6
8:00	6	0	4	2	7	1	8	2	6	3	31	8
8:15	2	1	3	2	2	2	0	0	1	0	8	5
8:30	1	1	0	3	0	1	2	2	0	0	3	7
8:45	2	1	2	0	6	0	4	0	0	0	14	1
9:00	1	1	5	1	15	1	5	1	0	0	26	4
9:15	0	0	1	0	15	0	0	0	2	1	18	1
9:30	0	0	1	2	1	0	5	0	2	1	9	3
9:45	0	0	2	1	1	2	0	0	1	0	4	3
10:00	0	2	0	0	2	0	1	2	0	1	3	5
10:15	1	1	6	0	1	0	0	2	2	1	10	4
10:30	0	0	1	0	2	0	0	0	0	0	3	0
10:45	0	2	0	1	0	0	3	0	0	0	3	3
11:00	0	0	1	0	2	0	3	0	1	0	7	0
11:15	2	1	6	0	0	1	1	0	3	0	12	2
11:30	2	0	0	0	0	0	0	0	2	0	4	0
11:45	0	0	0	2	3	0	0	0	0	0	3	2
<b>Totals</b>	<b>29</b>	<b>86</b>	<b>43</b>	<b>138</b>	<b>85</b>	<b>135</b>	<b>49</b>	<b>103</b>	<b>36</b>	<b>86</b>	<b>242</b>	<b>548</b>
<b>Day Total</b>	<b>115</b>		<b>181</b>		<b>220</b>		<b>152</b>		<b>122</b>		<b>790</b>	
<b>AM Pct</b>	25.2%		23.8%		38.6%		32.2%		29.5%			

Peak Hour  
 Peak Volume  
 P.H.F

**AECOM**

7:00-8:00 AM	4	3	12	2	3	5
7:15-8:15 AM	7	7	17	10	6	9
7:30-8:30 AM	9	10	16	10	7	10
7:45-8:45 AM	9	9	10	12	7	9
8:00-9:00 AM	11	9	15	14	7	11

4:00-5:00 PM	9	17	14	7	16	13
4:15-5:15 PM	8	19	15	5	14	12
4:30-5:30 PM	10	14	15	10	13	12
4:45-5:45 PM	9	16	17	13	16	14
5:00-6:00 PM	6	18	17	14	20	15

Client: AECOM  
 File Number:  
 Route: Searsville East  
 Location:

Site Ref: Searsville  
 Direction: OUT

Count Date	5/22/2023		5/23/2023		5/24/2023		5/25/2023		5/26/2023			
	AM	PM	AM	PM	AM	PM	AM	PM	AM	PM	AM	PM
0:00	0	5	0	2	0	1	0	0	0	0	0	8
0:15	0	3	0	1	0	0	2	0	0	3	2	7
0:30	0	2	0	0	0	1	1	3	0	3	1	9
0:45	0	2	0	0	0	0	0	0	1	1	1	3
1:00	0	1	1	0	0	4	0	4	0	1	1	10
1:15	0	1	0	2	0	0	0	0	1	2	1	5
1:30	0	2	0	4	1	2	0	3	0	1	1	12
1:45	0	1	0	7	0	1	0	1	0	3	0	13
2:00	0	3	1	3	0	7	0	7	0	4	1	24
2:15	0	0	0	4	0	1	0	0	0	2	0	7
2:30	0	2	0	1	0	1	0	1	0	1	0	6
2:45	0	4	0	0	0	0	0	3	0	1	0	8
3:00	0	0	0	0	0	1	0	2	0	4	0	7
3:15	0	0	0	2	0	7	0	0	0	1	0	10
3:30	0	0	0	1	0	6	0	0	0	0	0	7
3:45	0	1	0	1	0	4	0	2	0	0	0	8
4:00	0	0	0	1	0	2	0	3	0	0	0	6
4:15	0	0	0	2	0	4	0	9	0	0	0	15
4:30	0	0	0	1	0	6	0	10	0	1	0	18
4:45	0	0	0	1	1	1	1	7	2	0	4	9
5:00	0	2	0	3	1	3	0	2	0	1	1	11
5:15	0	2	0	3	1	3	0	1	0	3	1	12
5:30	0	2	0	3	0	2	0	0	0	3	0	10
5:45	2	1	1	1	1	2	0	1	3	0	7	5
6:00	0	2	4	2	3	6	1	1	0	1	8	12
6:15	0	0	1	2	9	3	2	1	2	2	14	8
6:30	1	0	4	1	7	0	6	2	2	0	20	3
6:45	4	1	2	0	4	0	2	2	4	0	16	3
7:00	3	1	4	0	4	0	2	1	1	1	14	3
7:15	2	1	5	2	6	1	4	0	4	1	21	5
7:30	3	1	4	0	4	0	2	1	1	0	14	2
7:45	0	0	1	0	3	2	1	0	1	0	6	2
8:00	0	0	5	0	0	0	0	0	0	0	5	0
8:15	0	0	0	0	3	1	0	0	4	1	7	2
8:30	0	0	2	2	1	3	3	0	1	0	7	5
8:45	1	0	1	0	3	0	4	0	1	0	10	0
9:00	2	2	2	0	8	1	0	0	3	1	15	4
9:15	4	0	1	0	3	1	0	1	3	0	11	2
9:30	2	0	2	0	0	0	3	0	7	0	14	0
9:45	4	0	2	0	1	1	3	0	2	0	12	1
10:00	2	0	5	0	3	0	3	0	2	0	15	0
10:15	1	0	11	1	2	0	1	0	1	0	16	1
10:30	1	0	10	0	5	0	3	0	0	0	19	0
10:45	4	0	5	0	6	0	1	0	0	1	16	1
11:00	2	0	8	0	2	0	3	0	3	0	18	0
11:15	5	0	4	0	2	0	1	1	1	0	13	1
11:30	0	0	8	0	5	0	3	0	1	0	17	0
11:45	4	0	4	0	0	0	1	0	3	0	12	0
<b>Totals</b>	<b>47</b>	<b>42</b>	<b>98</b>	<b>53</b>	<b>89</b>	<b>78</b>	<b>53</b>	<b>69</b>	<b>54</b>	<b>43</b>	<b>341</b>	<b>285</b>
<b>Day Total</b>	<b>89</b>		<b>151</b>		<b>167</b>		<b>122</b>		<b>97</b>		<b>626</b>	
<b>AM Pct</b>	52.8%		64.9%		53.3%		43.4%		55.7%			

Peak Hour  
 Peak Volume  
 P.H.F

**AECOM**

7:00-8:00 AM	8	14	17	9	7	11
7:15-8:15 AM	5	15	13	7	6	9
7:30-8:30 AM	3	10	10	3	6	6
7:45-8:45 AM	0	8	7	4	6	5
8:00-9:00 AM	1	8	7	7	6	6

4:00-5:00 PM	0	5	13	29	1	10
4:15-5:15 PM	2	7	14	28	2	11
4:30-5:30 PM	4	8	13	20	5	10
4:45-5:45 PM	6	10	9	10	7	8
5:00-6:00 PM	7	10	10	4	7	8

Client: AECOM  
 File Number:  
 Route: Searsville West  
 Location:

Site Ref: Searsville  
 Direction: IN

Count Date	5/22/2023		5/23/2023		5/24/2023		5/25/2023		5/26/2023			
Count Time	AM	PM	AM	PM	AM	PM	AM	PM	AM	PM	AM	PM
0:00	0	4	0	4	0	2	0	6	0	2	0	18
0:15	0	0	0	3	0	4	0	0	0	3	0	10
0:30	0	3	0	5	0	2	0	1	0	0	0	11
0:45	0	1	0	2	0	6	0	3	0	4	0	16
1:00	0	0	0	0	0	4	0	9	0	2	0	15
1:15	0	0	0	3	0	2	0	3	0	2	0	10
1:30	0	1	0	5	0	2	0	5	0	0	0	13
1:45	0	2	0	4	0	2	0	2	0	3	0	13
2:00	0	5	0	4	0	8	0	4	0	3	0	24
2:15	0	10	0	2	0	2	0	6	1	1	1	21
2:30	0	0	0	5	0	4	0	4	0	3	0	16
2:45	0	6	0	4	0	4	0	2	0	2	0	18
3:00	0	9	0	10	0	1	0	2	0	6	0	28
3:15	0	1	0	0	0	0	0	2	0	2	0	5
3:30	0	2	0	4	0	5	0	3	0	5	0	19
3:45	0	5	0	9	0	4	0	0	0	4	0	22
4:00	0	5	0	4	0	10	0	3	0	4	0	26
4:15	0	1	0	5	0	11	0	0	0	3	0	20
4:30	0	7	0	10	0	3	0	2	0	4	0	26
4:45	1	9	1	10	1	1	0	6	0	0	3	26
5:00	0	5	0	6	0	2	0	8	0	3	0	24
5:15	0	4	0	2	0	5	0	1	0	5	0	17
5:30	1	1	0	3	0	2	0	0	0	0	1	6
5:45	1	0	1	1	0	4	2	6	2	2	6	13
6:00	3	1	1	6	1	4	1	3	0	3	6	17
6:15	0	5	2	4	2	1	0	4	0	3	4	17
6:30	0	0	0	4	0	3	0	0	0	0	0	7
6:45	0	0	1	0	2	0	1	3	0	0	4	3
7:00	0	1	1	1	1	0	3	2	0	0	5	4
7:15	1	0	0	2	2	0	2	0	0	0	5	2
7:30	0	0	4	3	0	5	0	1	3	3	7	12
7:45	0	0	0	0	0	1	0	0	1	0	1	1
8:00	1	0	3	0	0	0	0	0	0	0	4	0
8:15	0	0	0	0	3	0	3	0	1	0	7	0
8:30	5	0	0	0	0	1	2	0	1	1	8	2
8:45	0	0	1	4	5	1	2	0	3	0	11	5
9:00	2	1	0	1	1	1	2	0	0	0	5	3
9:15	0	1	0	0	1	0	0	0	1	0	2	1
9:30	1	0	3	0	3	0	3	0	2	0	12	0
9:45	0	0	5	0	1	0	0	1	3	0	9	1
10:00	2	0	6	0	1	2	1	0	2	2	12	4
10:15	0	0	2	0	1	0	0	0	3	0	6	0
10:30	0	0	2	0	4	0	2	0	0	0	8	0
10:45	1	2	5	0	0	4	2	0	0	0	8	6
11:00	1	0	2	0	6	0	0	0	0	0	9	0
11:15	2	0	0	0	2	0	4	0	5	0	13	0
11:30	3	0	4	0	1	0	4	0	0	0	12	0
11:45	2	0	2	0	5	0	2	0	0	0	11	0
<b>Totals</b>	<b>27</b>	<b>92</b>	<b>46</b>	<b>130</b>	<b>43</b>	<b>113</b>	<b>36</b>	<b>92</b>	<b>28</b>	<b>75</b>	<b>180</b>	<b>502</b>
<b>Day Total</b>	<b>119</b>		<b>176</b>		<b>156</b>		<b>128</b>		<b>103</b>		<b>682</b>	
<b>AM Pct</b>	22.7%		26.1%		27.6%		28.1%		27.2%			

Peak Hour  
 Peak Volume  
 P.H.F

**AECOM**

7:00-8:00 AM	1	5	3	5	4	4
7:15-8:15 AM	2	7	2	2	4	3
7:30-8:30 AM	1	7	3	3	5	4
7:45-8:45 AM	6	3	3	5	3	4
8:00-9:00 AM	6	4	8	7	5	6

4:00-5:00 PM	22	29	25	11	11	20
4:15-5:15 PM	22	31	17	16	10	19
4:30-5:30 PM	25	28	11	17	12	19
4:45-5:45 PM	19	21	10	15	8	15
5:00-6:00 PM	10	12	13	15	10	12

Client: AECOM  
 File Number:  
 Route: Searsville West  
 Location:

Site Ref: Searsville  
 Direction: OUT

Count Date	5/22/2023		5/23/2023		5/24/2023		5/25/2023		5/26/2023			
Count Time	AM	PM	AM	PM	AM	PM	AM	PM	AM	PM	AM	PM
0:00	0	4	0	1	0	0	0	2	0	0	0	7
0:15	0	1	0	0	0	1	0	0	0	1	0	3
0:30	0	1	0	2	1	4	1	1	0	2	2	10
0:45	0	1	0	2	0	2	0	1	0	2	0	8
1:00	0	0	0	1	0	2	0	0	0	0	0	3
1:15	0	1	0	1	0	1	0	4	0	2	0	9
1:30	0	2	0	4	0	0	0	0	0	2	0	8
1:45	0	0	0	1	0	1	0	2	0	0	0	4
2:00	0	0	0	0	0	0	0	1	0	2	0	3
2:15	0	0	0	0	0	1	0	0	1	1	1	2
2:30	0	0	0	0	0	2	0	0	0	1	0	3
2:45	0	1	0	0	0	2	0	1	0	1	0	5
3:00	0	1	0	0	0	0	0	0	0	0	0	1
3:15	0	1	0	1	0	2	0	0	0	0	0	4
3:30	0	0	0	1	0	1	0	0	0	1	0	3
3:45	0	1	0	2	0	2	1	0	0	4	1	9
4:00	0	0	0	0	0	1	0	1	0	1	0	3
4:15	0	1	0	0	0	4	0	2	0	1	0	8
4:30	3	2	2	3	4	2	3	3	0	0	12	10
4:45	1	0	1	1	0	0	0	1	0	1	2	3
5:00	0	1	0	2	0	0	0	2	1	3	1	8
5:15	0	0	2	4	1	2	0	1	0	0	3	7
5:30	2	2	5	0	2	0	1	0	2	0	12	2
5:45	8	1	3	0	8	3	7	0	7	0	33	4
6:00	1	2	1	2	2	1	3	1	1	0	8	6
6:15	3	0	7	2	7	0	2	0	1	0	20	2
6:30	3	0	3	0	7	0	1	0	0	0	14	0
6:45	3	0	5	2	4	0	3	0	0	1	15	3
7:00	6	0	10	0	4	0	6	0	2	0	28	0
7:15	6	2	6	0	7	2	2	0	2	0	23	4
7:30	3	0	7	1	5	0	2	0	2	0	19	1
7:45	5	0	7	1	2	0	4	0	1	0	19	1
8:00	2	0	7	0	5	0	0	1	1	0	15	1
8:15	3	0	2	0	2	1	3	0	5	0	15	1
8:30	4	1	6	0	3	0	2	0	3	0	18	1
8:45	1	1	4	0	11	1	3	0	3	0	22	2
9:00	2	1	5	1	4	0	0	0	0	0	11	2
9:15	1	0	2	1	2	0	4	0	0	0	9	1
9:30	0	0	1	1	2	0	3	1	1	0	7	2
9:45	0	0	2	0	2	3	0	1	0	1	4	5
10:00	2	0	2	0	2	0	0	0	1	1	7	1
10:15	1	0	3	0	0	0	0	0	3	1	7	1
10:30	2	0	2	0	4	1	4	0	0	0	12	1
10:45	0	1	1	0	8	1	4	0	0	0	13	2
11:00	2	0	0	0	2	0	3	0	1	0	8	0
11:15	4	0	3	0	3	0	2	0	1	0	13	0
11:30	3	0	1	0	1	0	0	0	1	0	6	0
11:45	0	0	1	0	3	0	0	0	2	0	6	0
<b>Totals</b>	<b>71</b>	<b>29</b>	<b>101</b>	<b>37</b>	<b>108</b>	<b>43</b>	<b>64</b>	<b>26</b>	<b>42</b>	<b>29</b>	<b>386</b>	<b>164</b>
<b>Day Total</b>	<b>100</b>		<b>138</b>		<b>151</b>		<b>90</b>		<b>71</b>		<b>550</b>	
<b>AM Pct</b>	71.0%		73.2%		71.5%		71.1%		59.2%			

Peak Hour  
 Peak Volume  
 P.H.F

**AECOM**

7:00-8:00 AM	20	30	18	14	7	18
7:15-8:15 AM	16	27	19	8	6	15
7:30-8:30 AM	13	23	14	9	9	14
7:45-8:45 AM	14	22	12	9	10	13
8:00-9:00 AM	10	19	21	8	12	14

4:00-5:00 PM	3	4	7	7	3	5
4:15-5:15 PM	4	6	6	8	5	6
4:30-5:30 PM	3	10	4	7	4	6
4:45-5:45 PM	3	7	2	4	4	4
5:00-6:00 PM	4	6	5	3	3	4







Client: AECOM  
 File Number:  
 Route: L-17a  
 Location:

Site Ref: L-17a  
 Direction: IN

Count Date Count Time	10/16/2023		10/17/2023		10/18/2023		10/19/2023		10/20/2023		AM	PM
	AM	PM	AM	PM	AM	PM	AM	PM	AM	PM		
0:00	1	5	0	9	0	3	0	6	0	7	1	30
0:15	0	8	0	6	0	3	0	9	0	4	0	30
0:30	0	7	0	10	0	3	0	13	0	3	0	36
0:45	0	7	0	6	0	6	0	6	0	6	0	31
1:00	0	4	0	6	0	7	0	3	0	5	0	25
1:15	0	4	0	4	1	10	0	8	0	3	1	29
1:30	0	2	0	2	0	4	0	4	0	4	0	16
1:45	0	4	0	1	0	6	0	3	0	5	0	19
2:00	0	4	1	0	0	3	0	1	1	3	2	11
2:15	0	4	2	2	3	6	3	1	2	4	10	17
2:30	0	7	0	6	0	0	1	0	0	4	1	17
2:45	0	2	0	6	0	5	0	1	0	0	0	14
3:00	0	4	0	5	0	2	0	4	0	5	0	20
3:15	0	1	0	1	0	5	0	6	0	3	0	16
3:30	0	5	0	6	0	5	0	3	0	4	0	23
3:45	0	2	0	9	0	11	0	4	0	3	0	29
4:00	0	6	0	4	0	4	0	4	0	7	0	25
4:15	0	4	0	6	0	9	0	10	0	5	0	34
4:30	0	8	0	9	0	10	0	7	0	3	0	37
4:45	1	8	1	5	1	4	0	6	0	4	3	27
5:00	2	9	0	8	0	15	0	14	1	5	3	51
5:15	0	6	1	7	3	3	4	7	4	3	12	26
5:30	0	12	3	2	3	5	4	4	4	10	14	33
5:45	5	1	2	6	5	8	5	3	4	6	21	24
6:00	4	4	1	6	5	6	6	5	3	4	19	25
6:15	6	7	8	9	7	6	6	9	5	11	32	42
6:30	12	3	16	0	9	4	10	2	12	2	59	11
6:45	14	0	16	1	16	0	15	2	12	4	73	7
7:00	14	0	13	1	19	1	13	0	17	1	76	3
7:15	18	0	14	1	9	0	12	0	14	0	67	1
7:30	23	0	23	0	24	0	20	1	14	0	104	1
7:45	23	0	23	3	22	0	21	0	17	0	106	3
8:00	27	0	26	0	30	0	35	0	25	0	143	0
8:15	48	0	30	0	39	0	38	1	34	0	189	1
8:30	38	0	39	0	47	2	46	0	36	0	206	2
8:45	28	1	40	1	18	1	40	2	37	0	163	5
9:00	31	1	42	0	35	0	35	0	25	0	168	1
9:15	26	1	30	1	29	0	29	0	26	1	140	3
9:30	24	0	31	1	23	0	26	1	18	0	122	2
9:45	19	0	21	0	26	0	22	0	11	1	99	1
10:00	17	0	9	0	12	1	14	2	20	0	72	3
10:15	9	0	14	0	7	0	10	0	8	0	48	0
10:30	6	0	10	0	6	0	8	0	10	0	40	0
10:45	2	0	5	0	4	0	7	0	10	0	28	0
11:00	5	0	8	0	2	0	5	0	7	1	27	1
11:15	2	0	9	0	11	1	6	0	5	1	33	2
11:30	1	0	6	0	6	0	3	0	6	0	22	0
11:45	4	0	6	0	4	0	6	0	4	0	24	0
<b>Totals</b>	<b>410</b>	<b>141</b>	<b>450</b>	<b>150</b>	<b>426</b>	<b>159</b>	<b>450</b>	<b>152</b>	<b>392</b>	<b>132</b>	<b>2128</b>	<b>734</b>
<b>Day Total</b>	<b>551</b>		<b>600</b>		<b>585</b>		<b>602</b>		<b>524</b>		<b>2862</b>	
<b>AM Pct</b>	74.4%		75.0%		72.8%		74.8%		74.8%			

Peak Hour  
 Peak Volume  
 P.H.F

**AECOM**

7:00-8:00 AM	78	73	74	66	62	71
7:15-8:15 AM	91	86	85	88	70	84
7:30-8:30 AM	121	102	115	114	90	108
7:45-8:45 AM	136	118	138	140	112	129
8:00-9:00 AM	141	135	134	159	132	140

4:00-5:00 PM	26	24	27	27	19	25
4:15-5:15 PM	29	28	38	37	17	30
4:30-5:30 PM	31	29	32	34	15	28
4:45-5:45 PM	35	22	27	31	22	27
5:00-6:00 PM	28	23	31	28	24	27

Client: AECOM  
 File Number:  
 Route: L-17a  
 Location:

Site Ref: L-17a  
 Direction: OUT

Count Date	10/16/2023		10/17/2023		10/18/2023		10/19/2023		10/20/2023			
Count Time	AM	PM	AM	PM	AM	PM	AM	PM	AM	PM	AM	PM
0:00	0	4	0	4	0	1	0	6	0	6	0	21
0:15	0	3	0	9	0	2	1	6	0	2	1	22
0:30	0	7	0	15	0	8	0	8	0	4	0	42
0:45	0	5	0	5	0	7	0	5	0	9	0	31
1:00	0	3	0	8	1	8	0	4	0	5	1	28
1:15	0	9	0	6	0	5	0	5	0	6	0	31
1:30	0	10	0	9	0	8	0	10	0	10	0	47
1:45	0	3	0	6	0	6	0	12	0	11	0	38
2:00	0	5	2	3	1	7	2	9	1	7	6	31
2:15	0	5	0	11	0	9	0	13	0	10	0	48
2:30	0	7	0	8	0	9	0	9	0	5	0	38
2:45	0	13	0	12	0	8	0	13	0	10	0	56
3:00	0	16	0	21	0	19	0	17	0	14	0	87
3:15	0	13	1	21	0	17	0	22	0	5	1	78
3:30	0	16	0	22	0	23	0	32	0	22	0	115
3:45	0	24	0	17	0	15	0	19	0	6	0	81
4:00	0	24	0	16	0	23	0	14	0	14	0	91
4:15	0	20	0	30	0	20	0	19	0	18	0	107
4:30	0	27	0	21	0	21	0	20	0	26	0	115
4:45	0	22	0	38	0	22	0	21	0	19	0	122
5:00	1	22	0	25	0	26	0	26	0	22	1	121
5:15	0	23	0	24	1	22	1	18	2	33	4	120
5:30	0	43	0	28	0	26	5	26	0	31	5	154
5:45	2	27	0	29	0	21	1	27	0	18	3	122
6:00	0	16	0	20	2	24	0	18	0	16	2	94
6:15	0	27	3	29	0	24	1	18	1	19	5	117
6:30	2	15	0	20	2	26	1	26	3	22	8	109
6:45	0	21	1	12	3	17	0	19	3	18	7	87
7:00	3	4	4	9	1	8	1	7	0	8	9	36
7:15	3	6	0	1	1	6	3	4	0	6	7	23
7:30	3	2	3	6	1	12	3	2	4	4	14	26
7:45	5	2	2	8	1	3	3	2	0	7	11	22
8:00	7	8	5	8	3	7	4	1	3	0	22	24
8:15	7	2	10	6	15	2	13	5	5	3	50	18
8:30	9	2	8	2	3	4	10	1	10	0	40	9
8:45	10	2	12	5	11	3	12	4	7	4	52	18
9:00	5	3	8	1	10	3	9	3	5	0	37	10
9:15	9	4	8	0	12	1	11	2	5	1	45	8
9:30	7	1	11	1	6	0	7	0	7	1	38	3
9:45	7	4	5	2	7	2	6	2	4	7	29	17
10:00	2	2	3	2	6	1	5	3	1	1	17	9
10:15	8	0	4	0	9	0	6	0	4	0	31	0
10:30	2	1	3	1	9	0	7	4	4	0	25	6
10:45	1	0	5	0	2	1	11	0	3	0	22	1
11:00	7	1	7	0	8	0	4	1	3	1	29	3
11:15	1	0	4	1	8	1	1	0	2	2	16	4
11:30	1	0	10	0	5	1	8	0	7	0	31	1
11:45	4	0	4	0	6	0	6	0	1	0	21	0
<b>Totals</b>	<b>106</b>	<b>474</b>	<b>123</b>	<b>522</b>	<b>134</b>	<b>479</b>	<b>142</b>	<b>483</b>	<b>85</b>	<b>433</b>	<b>590</b>	<b>2391</b>
<b>Day Total</b>	<b>580</b>		<b>645</b>		<b>613</b>		<b>625</b>		<b>518</b>			
<b>AM Pct</b>	18.3%		19.1%		21.9%		22.7%		16.4%			

Peak Hour  
 Peak Volume  
 P.H.F

**AECOM**

7:00-8:00 AM	14	9	4	10	4	8
7:15-8:15 AM	18	10	6	13	7	11
7:30-8:30 AM	22	20	20	23	12	19
7:45-8:45 AM	28	25	22	30	18	25
8:00-9:00 AM	33	35	32	39	25	33

4:00-5:00 PM	93	105	86	74	77	87
4:15-5:15 PM	91	114	89	86	85	93
4:30-5:30 PM	94	108	91	85	100	96
4:45-5:45 PM	110	115	96	91	105	103
5:00-6:00 PM	115	106	95	97	104	103

Client: AECOM  
 File Number:  
 Route: L-18a  
 Location:

Site Ref: L-18a  
 Direction: IN

Count Date	10/16/2023		10/17/2023		10/18/2023		10/19/2023		10/20/2023			
Count Time	AM	PM	AM	PM	AM	PM	AM	PM	AM	PM	AM	PM
0:00	0	1	2	1	1	4	0	3	0	1	3	10
0:15	0	1	0	4	0	3	0	3	0	3	0	14
0:30	0	3	0	7	0	2	0	9	0	2	0	23
0:45	0	1	0	2	0	2	0	3	0	0	0	8
1:00	0	2	0	2	0	3	0	2	0	3	0	12
1:15	0	4	0	2	0	1	0	1	0	2	0	10
1:30	0	2	0	2	0	3	0	1	0	0	0	8
1:45	0	1	0	3	0	1	0	1	0	1	0	7
2:00	0	0	0	1	0	2	0	1	0	2	0	6
2:15	0	2	0	3	0	0	0	3	0	1	0	9
2:30	0	3	0	1	0	1	0	2	0	0	0	7
2:45	0	3	0	1	1	0	0	1	0	1	1	6
3:00	0	2	0	3	0	1	0	3	0	0	0	9
3:15	1	2	0	0	0	5	0	0	0	1	1	8
3:30	0	3	0	3	0	4	0	2	0	3	0	15
3:45	1	4	0	4	0	2	0	3	0	2	1	15
4:00	0	1	0	0	0	0	0	1	0	0	0	2
4:15	1	3	0	2	2	1	0	4	3	2	6	12
4:30	4	2	1	5	4	4	3	3	1	2	13	16
4:45	2	3	2	4	4	1	2	2	3	3	13	13
5:00	7	5	5	2	4	2	4	2	2	4	22	15
5:15	7	2	6	4	8	4	9	2	5	4	35	16
5:30	16	6	6	2	9	2	13	3	10	1	54	14
5:45	7	5	16	3	14	4	12	3	15	3	64	18
6:00	19	0	24	2	19	1	21	4	18	1	101	8
6:15	24	2	10	2	20	1	25	2	21	1	100	8
6:30	19	3	27	3	21	1	11	2	17	1	95	10
6:45	17	0	10	2	10	2	6	1	9	3	52	8
7:00	7	0	7	0	6	2	9	0	9	0	38	2
7:15	12	0	16	0	15	1	13	1	13	1	69	3
7:30	12	0	12	2	8	3	12	0	5	0	49	5
7:45	11	0	8	0	12	0	9	3	3	1	43	4
8:00	7	1	8	0	6	1	11	2	7	0	39	4
8:15	5	2	7	0	8	2	2	1	3	1	25	6
8:30	5	0	4	0	5	0	5	0	5	0	24	0
8:45	6	0	5	0	4	0	2	1	7	0	24	1
9:00	7	1	8	0	3	0	3	0	5	0	26	1
9:15	5	0	3	0	2	0	5	0	5	0	20	0
9:30	3	0	5	0	5	0	6	0	3	0	22	0
9:45	3	0	8	0	4	0	1	0	4	0	20	0
10:00	2	0	4	0	2	0	6	0	2	0	16	0
10:15	1	0	6	0	1	0	6	0	1	0	15	0
10:30	6	0	7	0	10	1	2	0	3	0	28	1
10:45	1	1	3	0	4	0	5	0	4	0	17	1
11:00	9	0	2	0	3	1	3	0	4	0	21	1
11:15	4	0	3	0	1	0	1	0	4	0	13	0
11:30	4	1	1	0	3	0	3	0	0	0	11	1
11:45	1	0	3	0	7	1	4	0	5	0	20	1
<b>Totals</b>	<b>236</b>	<b>72</b>	<b>229</b>	<b>72</b>	<b>226</b>	<b>69</b>	<b>214</b>	<b>75</b>	<b>196</b>	<b>50</b>	<b>1101</b>	<b>338</b>
<b>Day Total</b>	<b>308</b>		<b>301</b>		<b>295</b>		<b>289</b>		<b>246</b>		<b>1439</b>	
<b>AM Pct</b>	76.6%		76.1%		76.6%		74.0%		79.7%			

Peak Hour  
 Peak Volume  
 P.H.F

**AECOM**

7:00-8:00 AM	42	43	41	43	30	40
7:15-8:15 AM	42	44	41	45	28	40
7:30-8:30 AM	35	35	34	34	18	31
7:45-8:45 AM	28	27	31	27	18	26
8:00-9:00 AM	23	24	23	20	22	22

4:00-5:00 PM	9	11	6	10	7	9
4:15-5:15 PM	13	13	8	11	11	11
4:30-5:30 PM	12	15	11	9	13	12
4:45-5:45 PM	16	12	9	9	12	12
5:00-6:00 PM	18	11	12	10	12	13

Client: AECOM  
 File Number:  
 Route: L-18a  
 Location:

Site Ref: L-18a  
 Direction: OUT

Count Date	10/16/2023		10/17/2023		10/18/2023		10/19/2023		10/20/2023		AM	PM
Count Time	AM	PM	AM	PM	AM	PM	AM	PM	AM	PM	AM	PM
0:00	0	1	1	2	3	0	2	3	0	5	6	11
0:15	0	1	0	6	0	1	1	1	0	1	1	10
0:30	0	3	0	1	0	3	0	3	0	0	0	10
0:45	0	3	0	2	0	2	0	4	0	0	0	11
1:00	0	2	0	4	0	4	0	6	0	4	0	20
1:15	0	0	2	0	0	1	0	2	0	0	2	3
1:30	0	3	0	0	0	4	0	3	0	1	0	11
1:45	0	3	0	4	0	2	0	1	0	4	0	14
2:00	0	2	0	0	0	1	0	1	0	3	0	7
2:15	0	1	0	2	1	6	0	0	0	3	1	12
2:30	0	5	0	1	2	1	0	2	0	3	2	12
2:45	0	3	0	2	0	6	0	3	0	3	0	17
3:00	2	5	0	2	0	3	0	3	0	6	2	19
3:15	0	6	0	9	0	12	0	9	1	5	1	41
3:30	1	6	0	8	0	4	1	8	0	5	2	31
3:45	0	2	0	0	0	4	0	10	0	10	0	26
4:00	0	6	0	8	0	7	0	7	1	7	1	35
4:15	0	9	0	7	0	4	0	5	0	6	0	31
4:30	0	4	1	6	0	4	0	7	0	4	1	25
4:45	0	8	0	6	0	10	0	4	0	8	0	36
5:00	0	4	0	3	0	6	0	8	0	9	0	30
5:15	0	3	0	6	0	6	0	8	1	6	1	29
5:30	0	5	0	3	0	14	0	2	0	3	0	27
5:45	0	0	0	5	0	8	1	1	0	4	1	18
6:00	2	5	0	9	0	6	0	4	0	8	2	32
6:15	1	4	1	3	1	9	0	9	1	9	4	34
6:30	1	8	1	7	2	4	0	12	1	6	5	37
6:45	2	5	1	12	1	7	0	5	3	8	7	37
7:00	1	11	0	8	0	5	1	8	0	4	2	36
7:15	1	7	4	12	1	8	4	12	1	5	11	44
7:30	0	8	1	10	2	5	1	6	1	6	5	35
7:45	2	1	2	4	0	7	0	8	1	9	5	29
8:00	2	2	1	7	2	9	2	6	0	2	7	26
8:15	1	2	1	2	0	2	0	0	0	0	2	6
8:30	0	1	0	0	0	1	2	1	5	1	7	4
8:45	0	2	0	0	0	0	0	2	0	0	0	4
9:00	1	2	1	0	1	2	0	1	3	2	6	7
9:15	1	1	1	0	3	1	1	3	1	1	7	6
9:30	1	0	2	2	3	0	3	0	2	0	11	2
9:45	1	0	1	1	1	1	1	0	1	0	5	2
10:00	0	0	1	1	1	1	2	2	1	1	5	5
10:15	1	2	3	0	0	1	3	0	0	0	7	3
10:30	2	2	2	0	3	2	3	0	1	1	11	5
10:45	2	2	2	0	3	0	2	0	0	0	9	2
11:00	1	2	1	0	1	2	1	0	1	1	5	5
11:15	0	0	2	0	1	0	0	1	1	0	4	1
11:30	0	0	2	0	0	0	1	0	2	0	5	0
11:45	0	6	0	0	3	2	1	0	3	1	7	9
<b>Totals</b>	<b>26</b>	<b>158</b>	<b>34</b>	<b>165</b>	<b>35</b>	<b>188</b>	<b>33</b>	<b>181</b>	<b>32</b>	<b>165</b>	<b>160</b>	<b>857</b>
<b>Day Total</b>	<b>184</b>		<b>199</b>		<b>223</b>		<b>214</b>		<b>197</b>		<b>1017</b>	
<b>AM Pct</b>	14.1%		17.1%		15.7%		15.4%		16.2%			

Peak Hour  
 Peak Volume  
 P.H.F

**AECOM**

7:00-8:00 AM	4	7	3	6	3	5
7:15-8:15 AM	5	8	5	7	3	6
7:30-8:30 AM	5	5	4	3	2	4
7:45-8:45 AM	5	4	2	4	6	4
8:00-9:00 AM	3	2	2	4	5	3

4:00-5:00 PM	27	27	25	23	25	25
4:15-5:15 PM	25	22	24	24	27	24
4:30-5:30 PM	19	21	26	27	27	24
4:45-5:45 PM	20	18	36	22	26	24
5:00-6:00 PM	12	17	34	19	22	21

Client: AECOM  
 File Number:  
 Route: L-18b  
 Location:

Site Ref: L-18b  
 Direction: IN

Count Date	10/16/2023		10/17/2023		10/18/2023		10/19/2023		10/20/2023			
Count Time	AM	PM	AM	PM	AM	PM	AM	PM	AM	PM	AM	PM
0:00	0	6	3	3	0	3	0	7	0	6	3	25
0:15	0	4	0	0	0	4	0	3	0	0	0	11
0:30	0	5	0	4	0	5	0	1	0	0	0	15
0:45	0	6	0	9	0	2	0	4	0	1	0	22
1:00	0	3	0	1	0	3	0	2	0	2	0	11
1:15	0	0	0	2	0	5	0	0	0	1	0	8
1:30	0	3	0	0	0	2	0	1	0	0	0	6
1:45	0	0	0	0	0	2	0	3	0	0	0	5
2:00	0	1	2	2	0	0	0	2	0	4	2	9
2:15	0	6	0	1	0	5	0	0	0	1	0	13
2:30	1	5	0	7	0	4	0	1	0	3	1	20
2:45	0	1	0	3	0	4	0	5	0	1	0	14
3:00	0	1	0	0	0	4	0	2	0	2	0	9
3:15	0	2	0	1	0	1	0	7	0	5	0	16
3:30	0	2	0	4	0	1	0	4	0	0	0	11
3:45	0	2	0	2	0	1	0	2	0	3	0	10
4:00	0	1	0	3	0	5	0	2	0	7	0	18
4:15	0	2	0	4	0	3	1	7	0	0	1	16
4:30	0	4	0	1	0	2	0	1	0	6	0	14
4:45	0	4	1	3	0	9	1	6	3	2	5	24
5:00	2	0	4	2	0	2	0	4	0	5	6	13
5:15	0	4	0	2	1	3	4	2	0	8	5	19
5:30	3	2	9	1	7	7	7	3	2	4	28	17
5:45	3	5	2	2	6	7	2	3	0	3	13	20
6:00	0	8	1	3	5	6	5	2	3	6	14	25
6:15	1	3	3	5	10	6	5	8	7	9	26	31
6:30	3	4	3	4	3	3	7	2	7	2	23	15
6:45	4	4	2	5	5	2	10	2	5	5	26	18
7:00	4	4	6	3	7	2	4	3	4	0	25	12
7:15	7	2	6	0	6	2	5	0	2	1	26	5
7:30	7	6	6	1	7	10	3	3	6	3	29	23
7:45	13	0	9	2	5	2	13	2	6	1	46	7
8:00	1	5	11	0	3	4	8	0	2	4	25	13
8:15	12	0	3	6	8	0	16	2	6	2	45	10
8:30	7	2	5	0	8	4	11	2	3	0	34	8
8:45	8	2	6	0	13	0	10	0	11	1	48	3
9:00	18	0	6	2	13	0	23	0	15	1	75	3
9:15	10	0	2	0	7	0	10	0	5	0	34	0
9:30	5	0	7	1	9	0	4	0	7	0	32	1
9:45	3	2	8	0	10	1	12	0	3	2	36	5
10:00	7	4	4	0	2	0	2	0	4	1	19	5
10:15	2	2	5	0	3	0	5	0	4	0	19	2
10:30	7	0	5	0	4	0	11	0	6	0	33	0
10:45	7	0	5	0	3	0	4	0	3	2	22	2
11:00	6	2	4	0	7	0	6	2	4	0	27	4
11:15	2	0	7	0	5	0	9	0	11	0	34	0
11:30	5	0	6	0	5	1	5	0	4	0	25	1
11:45	5	0	1	0	4	0	10	3	7	0	27	3
<b>Totals</b>	<b>153</b>	<b>119</b>	<b>142</b>	<b>89</b>	<b>166</b>	<b>127</b>	<b>213</b>	<b>103</b>	<b>140</b>	<b>104</b>	<b>814</b>	<b>542</b>
<b>Day Total</b>	<b>272</b>		<b>231</b>		<b>293</b>		<b>316</b>		<b>244</b>		<b>1356</b>	
<b>AM Pct</b>	56.3%		61.5%		56.7%		67.4%		57.4%			

Peak Hour  
 Peak Volume  
 P.H.F

**AECOM**

7:00-8:00 AM	31	27	25	25	18	25
7:15-8:15 AM	28	32	21	29	16	25
7:30-8:30 AM	33	29	23	40	20	29
7:45-8:45 AM	33	28	24	48	17	30
8:00-9:00 AM	28	25	32	45	22	30

4:00-5:00 PM	11	11	19	16	15	14
4:15-5:15 PM	10	10	16	18	13	13
4:30-5:30 PM	12	8	16	13	21	14
4:45-5:45 PM	10	8	21	15	19	15
5:00-6:00 PM	11	7	19	12	20	14

Client: AECOM  
 File Number:  
 Route: L-18b  
 Location:

Site Ref: L-18b  
 Direction: OUT

Count Date	10/16/2023		10/17/2023		10/18/2023		10/19/2023		10/20/2023		AM	PM
Count Time	AM	PM	AM	PM	AM	PM	AM	PM	AM	PM	AM	PM
0:00	0	3	2	1	0	0	1	5	0	3	3	12
0:15	0	1	0	1	0	1	0	0	0	1	0	4
0:30	0	5	0	2	0	0	0	2	0	0	0	9
0:45	0	0	0	0	0	2	0	0	0	0	0	2
1:00	0	2	0	0	0	1	0	0	0	2	0	5
1:15	0	2	0	4	0	0	0	2	0	2	0	10
1:30	0	1	0	1	0	2	0	0	0	1	0	5
1:45	0	1	0	0	0	2	0	2	0	0	0	5
2:00	0	3	0	5	0	5	0	7	0	1	0	21
2:15	0	1	0	0	0	0	0	5	0	3	0	9
2:30	2	2	0	3	0	4	0	6	0	5	2	20
2:45	0	4	0	3	0	2	0	3	0	3	0	15
3:00	0	2	0	1	0	1	0	2	0	3	0	9
3:15	0	2	0	0	0	6	0	2	0	0	0	10
3:30	0	4	0	3	0	1	0	4	0	1	0	13
3:45	0	2	0	9	0	3	0	2	0	2	0	18
4:00	0	4	0	2	0	2	0	3	0	3	0	14
4:15	0	4	0	7	0	0	0	2	0	6	0	19
4:30	0	4	0	2	0	0	0	0	0	0	0	6
4:45	0	4	0	1	0	7	2	4	0	3	2	19
5:00	0	7	0	3	0	3	0	2	0	10	0	25
5:15	0	5	0	11	0	8	1	8	0	4	1	36
5:30	0	1	0	8	0	9	0	2	0	7	0	27
5:45	0	3	0	3	0	7	0	5	0	6	0	24
6:00	1	6	0	2	4	8	3	10	2	1	10	27
6:15	1	1	0	3	3	4	0	10	2	8	6	26
6:30	0	3	0	1	1	4	0	8	0	0	1	16
6:45	0	5	0	0	0	4	2	4	0	3	2	16
7:00	2	1	0	2	0	6	0	6	0	4	2	19
7:15	0	5	1	3	4	1	1	2	1	4	7	15
7:30	4	13	1	5	1	8	2	5	1	7	9	38
7:45	1	4	4	1	1	4	1	5	2	4	9	18
8:00	2	6	0	1	2	1	0	6	0	4	4	18
8:15	1	2	0	0	0	1	0	2	2	0	3	5
8:30	0	1	0	0	0	2	3	2	0	1	3	6
8:45	1	2	0	0	2	0	0	0	0	3	3	5
9:00	0	0	2	0	0	1	1	2	1	0	4	3
9:15	2	2	1	0	0	0	0	0	1	0	4	2
9:30	2	0	0	0	0	0	0	0	2	0	4	0
9:45	0	0	1	0	0	0	1	0	1	0	3	0
10:00	0	0	1	0	0	2	0	1	1	0	2	3
10:15	2	1	2	0	0	0	1	0	0	0	5	1
10:30	5	1	0	0	2	0	2	0	0	0	9	1
10:45	3	0	0	1	4	0	1	2	2	1	10	4
11:00	4	0	1	0	4	0	1	0	2	0	12	0
11:15	0	0	5	0	2	0	2	2	1	1	10	3
11:30	1	2	6	0	1	2	0	1	0	0	8	5
11:45	2	0	4	0	0	0	6	2	0	1	12	3
<b>Totals</b>	<b>36</b>	<b>122</b>	<b>31</b>	<b>89</b>	<b>31</b>	<b>114</b>	<b>31</b>	<b>138</b>	<b>21</b>	<b>108</b>	<b>150</b>	<b>571</b>
<b>Day Total</b>	<b>158</b>		<b>120</b>		<b>145</b>		<b>169</b>		<b>129</b>		<b>721</b>	
<b>AM Pct</b>	22.8%		25.8%		21.4%		18.3%		16.3%			

Peak Hour  
 Peak Volume  
 P.H.F

**AECOM**

7:00-8:00 AM	7	6	6	4	4	5
7:15-8:15 AM	7	6	8	4	4	6
7:30-8:30 AM	8	5	4	3	5	5
7:45-8:45 AM	4	4	3	4	4	4
8:00-9:00 AM	4	0	4	3	2	3

4:00-5:00 PM	16	12	9	9	12	12
4:15-5:15 PM	19	13	10	8	19	14
4:30-5:30 PM	20	17	18	14	17	17
4:45-5:45 PM	17	23	27	16	24	21
5:00-6:00 PM	16	25	27	17	27	22



Client: AECOM  
 File Number:  
 Route: L-18c  
 Location:

Site Ref: L-18c  
 Direction: IN

Count Date	10/16/2023		10/17/2023		10/18/2023		10/19/2023		10/20/2023			
Count Time	AM	PM	AM	PM	AM	PM	AM	PM	AM	PM	AM	PM
0:00	0	5	0	1	0	1	0	2	1	4	1	13
0:15	0	1	0	1	0	1	0	4	0	2	0	9
0:30	0	6	0	4	0	4	0	6	0	3	0	23
0:45	0	3	0	1	0	2	0	4	0	6	0	16
1:00	0	4	0	8	0	7	0	1	0	4	0	24
1:15	0	9	0	3	0	5	0	8	0	3	0	28
1:30	0	3	0	2	0	4	0	2	0	3	0	14
1:45	0	7	0	9	0	9	0	6	0	3	0	34
2:00	0	3	0	2	1	3	0	7	0	2	1	17
2:15	0	5	2	7	2	3	2	1	2	7	8	23
2:30	0	1	0	5	0	2	0	6	0	3	0	17
2:45	0	5	2	2	0	2	0	3	0	4	2	16
3:00	0	2	0	5	0	4	0	2	0	4	0	17
3:15	0	4	0	3	1	10	0	3	0	0	1	20
3:30	2	3	0	1	0	3	1	5	0	4	3	16
3:45	0	3	0	2	0	4	1	5	0	3	1	17
4:00	0	4	0	4	0	6	0	7	0	4	0	25
4:15	0	1	1	5	0	5	0	4	0	1	1	16
4:30	0	8	1	0	0	4	0	7	0	4	1	23
4:45	0	6	0	3	0	8	0	4	1	2	1	23
5:00	1	2	1	3	2	3	0	0	2	4	6	12
5:15	2	8	2	9	1	7	1	5	3	4	9	33
5:30	3	1	3	3	3	4	2	1	0	3	11	12
5:45	0	6	1	2	2	3	2	6	0	4	5	21
6:00	5	4	4	2	6	0	1	1	3	1	19	8
6:15	3	4	1	1	4	4	4	2	5	2	17	13
6:30	2	1	3	2	1	3	6	4	2	3	14	13
6:45	3	2	10	3	10	1	5	3	6	1	34	10
7:00	6	1	5	4	2	3	3	6	3	7	19	21
7:15	5	0	4	0	4	1	5	2	0	0	18	3
7:30	2	1	5	3	7	1	2	2	4	5	20	12
7:45	4	1	7	1	0	1	3	2	2	3	16	8
8:00	4	2	2	3	9	1	2	1	4	1	21	8
8:15	5	0	7	1	9	4	8	0	5	0	34	5
8:30	8	0	4	0	6	0	6	0	5	0	29	0
8:45	11	2	8	0	2	2	10	0	6	1	37	5
9:00	9	1	2	2	6	2	3	0	7	2	27	7
9:15	2	2	5	1	5	1	9	2	4	0	25	6
9:30	7	0	4	0	4	1	9	1	5	2	29	4
9:45	6	0	4	0	5	0	4	0	2	0	21	0
10:00	5	1	3	0	6	0	8	0	4	2	26	3
10:15	1	0	4	0	7	0	2	0	2	0	16	0
10:30	7	2	9	0	10	2	7	0	4	4	37	8
10:45	3	1	7	2	5	1	5	1	1	1	21	6
11:00	6	1	3	1	5	0	5	1	5	2	24	5
11:15	6	0	3	1	3	0	4	1	4	0	20	2
11:30	7	2	7	0	7	1	9	0	5	0	35	3
11:45	7	0	3	0	4	0	4	0	1	2	19	2
<b>Totals</b>	<b>132</b>	<b>128</b>	<b>127</b>	<b>112</b>	<b>139</b>	<b>133</b>	<b>133</b>	<b>128</b>	<b>98</b>	<b>120</b>	<b>629</b>	<b>621</b>
<b>Day Total</b>	<b>260</b>		<b>239</b>		<b>272</b>		<b>261</b>		<b>218</b>		<b>1250</b>	
<b>AM Pct</b>	50.8%		53.1%		51.1%		51.0%		45.0%			

Peak Hour  
 Peak Volume  
 P.H.F

**AECOM**

7:00-8:00 AM	17	21	13	13	9	15
7:15-8:15 AM	15	18	20	12	10	15
7:30-8:30 AM	15	21	25	15	15	18
7:45-8:45 AM	21	20	24	19	16	20
8:00-9:00 AM	28	21	26	26	20	24

4:00-5:00 PM	19	12	23	22	11	17
4:15-5:15 PM	17	11	20	15	11	15
4:30-5:30 PM	24	15	22	16	14	18
4:45-5:45 PM	17	18	22	10	13	16
5:00-6:00 PM	17	17	17	12	15	16

Client: AECOM  
 File Number:  
 Route: L-18c  
 Location:

Site Ref: L-18c  
 Direction: OUT

Count Date	10/16/2023		10/17/2023		10/18/2023		10/19/2023		10/20/2023			
Count Time	AM	PM	AM	PM	AM	PM	AM	PM	AM	PM	AM	PM
0:00	0	3	6	3	4	3	3	6	2	5	15	20
0:15	0	6	0	10	0	12	0	11	0	5	0	44
0:30	0	14	0	7	0	7	2	4	0	12	2	44
0:45	1	9	0	1	3	8	1	5	0	9	5	32
1:00	0	1	0	4	0	6	0	2	0	5	0	18
1:15	0	3	0	6	0	8	0	5	0	13	0	35
1:30	0	12	0	3	0	4	0	8	0	0	0	27
1:45	0	4	0	9	0	9	0	8	0	2	0	32
2:00	2	6	1	6	1	2	0	7	0	5	4	26
2:15	0	8	1	11	0	4	1	5	2	8	4	36
2:30	1	7	0	10	0	8	0	7	4	3	5	35
2:45	0	2	0	9	0	7	0	11	0	3	0	32
3:00	0	10	3	10	0	16	0	10	0	9	3	55
3:15	0	16	2	14	0	18	0	15	0	13	2	76
3:30	1	22	0	13	0	9	1	15	0	12	2	71
3:45	1	10	0	5	0	12	0	23	0	14	1	64
4:00	0	6	0	9	0	11	0	9	0	8	0	43
4:15	0	21	1	10	0	11	0	11	0	8	1	61
4:30	1	9	2	12	1	5	0	16	0	9	4	51
4:45	2	17	1	14	2	22	0	16	4	16	9	85
5:00	3	16	2	20	1	12	0	5	1	9	7	62
5:15	3	26	4	23	6	23	1	13	4	14	18	99
5:30	2	19	6	18	5	15	4	9	2	8	19	69
5:45	2	26	4	27	4	17	5	21	5	11	20	102
6:00	5	16	3	13	3	16	3	17	4	8	18	70
6:15	4	10	2	8	2	15	5	4	6	14	19	51
6:30	3	17	6	13	1	13	6	7	2	18	18	68
6:45	14	8	9	11	7	7	11	4	6	7	47	37
7:00	6	15	5	12	5	9	3	12	5	4	24	52
7:15	5	7	11	3	6	12	9	10	8	7	39	39
7:30	2	8	4	15	6	4	1	10	4	6	17	43
7:45	8	1	9	8	6	5	7	7	8	5	38	26
8:00	3	10	7	8	6	4	5	4	5	6	26	32
8:15	9	4	13	3	13	8	11	4	6	2	52	21
8:30	4	1	2	1	5	1	4	1	5	2	20	6
8:45	10	4	5	2	7	12	14	4	6	4	42	26
9:00	10	4	1	2	3	1	6	6	4	2	24	15
9:15	6	4	3	0	4	2	9	2	7	0	29	8
9:30	2	0	10	0	5	0	7	0	7	4	31	4
9:45	5	3	4	0	10	0	4	0	1	1	24	4
10:00	6	1	4	0	10	0	3	2	7	5	30	8
10:15	2	1	5	2	6	0	9	0	5	2	27	5
10:30	5	3	10	0	9	2	9	0	6	4	39	9
10:45	5	1	1	2	3	3	6	1	4	3	19	10
11:00	6	5	6	0	7	0	4	3	6	0	29	8
11:15	8	0	6	1	8	2	7	1	4	1	33	5
11:30	11	2	1	0	6	5	10	4	8	0	36	11
11:45	10	0	9	1	4	7	4	3	6	0	33	11
<b>Totals</b>	<b>168</b>	<b>398</b>	<b>169</b>	<b>359</b>	<b>169</b>	<b>377</b>	<b>175</b>	<b>348</b>	<b>154</b>	<b>306</b>	<b>835</b>	<b>1788</b>
<b>Day Total</b>	<b>566</b>		<b>528</b>		<b>546</b>		<b>523</b>		<b>460</b>		<b>2623</b>	
<b>AM Pct</b>	29.7%		32.0%		31.0%		33.5%		33.5%			

Peak Hour  
 Peak Volume  
 P.H.F

**AECOM**

7:00-8:00 AM	21	29	23	20	25	24
7:15-8:15 AM	18	31	24	22	25	24
7:30-8:30 AM	22	33	31	24	23	27
7:45-8:45 AM	24	31	30	27	24	27
8:00-9:00 AM	26	27	31	34	22	28

4:00-5:00 PM	53	45	49	52	41	48
4:15-5:15 PM	63	56	50	48	42	52
4:30-5:30 PM	68	69	62	50	48	59
4:45-5:45 PM	78	75	72	43	47	63
5:00-6:00 PM	87	88	67	48	42	66

Client: AECOM  
 File Number:  
 Route: L-1a  
 Location:

Site Ref: L-1a  
 Direction: IN

Count Date	10/16/2023		10/17/2023		10/18/2023		10/19/2023		10/20/2023			
Count Time	AM	PM	AM	PM	AM	PM	AM	PM	AM	PM	AM	PM
0:00	0	14	2	19	2	20	3	12	4	13	11	78
0:15	1	20	2	23	1	20	1	19	1	12	6	94
0:30	0	31	4	41	2	31	1	25	1	28	8	156
0:45	0	26	0	18	0	23	0	17	0	20	0	104
1:00	0	21	0	14	0	15	0	16	1	18	1	84
1:15	0	14	0	10	0	11	1	15	0	19	1	69
1:30	0	15	0	19	0	14	2	24	0	12	2	84
1:45	0	21	2	20	0	18	0	15	1	21	3	95
2:00	0	17	0	19	0	27	0	15	0	23	0	101
2:15	0	26	0	27	0	21	1	32	0	14	1	120
2:30	1	14	1	11	2	10	1	19	0	13	5	67
2:45	0	14	0	12	0	11	1	14	0	11	1	62
3:00	0	5	0	7	0	11	2	8	2	6	4	37
3:15	0	4	0	2	0	8	1	13	2	8	3	35
3:30	4	10	1	4	6	6	2	5	4	10	17	35
3:45	1	7	2	1	1	6	4	5	4	4	12	23
4:00	0	3	0	8	2	5	1	7	2	5	5	28
4:15	4	4	6	6	4	3	6	4	4	10	24	27
4:30	7	4	7	6	5	7	5	7	6	6	30	30
4:45	3	3	2	5	6	16	7	9	9	7	27	40
5:00	10	6	10	7	5	0	5	5	8	5	38	23
5:15	6	2	6	2	11	4	12	3	7	5	42	16
5:30	11	2	13	3	12	3	10	5	11	6	57	19
5:45	26	2	28	3	20	3	20	4	22	1	116	13
6:00	32	2	34	2	33	3	36	0	40	2	175	9
6:15	66	1	73	4	64	6	63	2	79	4	345	17
6:30	83	3	83	5	97	6	91	2	98	1	452	17
6:45	49	2	65	5	58	5	63	3	59	2	294	17
7:00	44	5	35	7	42	3	49	3	32	8	202	26
7:15	40	4	61	6	49	5	32	0	53	2	235	17
7:30	84	12	83	3	78	9	64	8	79	9	388	41
7:45	55	3	71	6	86	0	72	3	61	3	345	15
8:00	73	4	74	3	58	2	62	8	47	7	314	24
8:15	59	4	63	2	60	4	45	2	42	2	269	14
8:30	50	4	50	1	56	4	60	4	46	1	262	14
8:45	36	2	41	0	33	5	45	3	36	2	191	12
9:00	24	1	33	3	39	4	39	3	22	2	157	13
9:15	22	3	31	1	26	3	25	3	16	3	120	13
9:30	20	4	23	2	30	3	17	6	18	5	108	20
9:45	15	3	19	5	21	3	17	3	14	5	86	19
10:00	14	2	11	2	16	4	15	1	15	2	71	11
10:15	16	0	16	2	20	1	18	3	8	3	78	9
10:30	11	4	17	2	17	3	20	3	10	3	75	15
10:45	9	2	16	2	14	1	9	2	10	3	58	10
11:00	13	4	12	4	16	3	12	10	10	4	63	25
11:15	4	8	10	6	19	6	11	4	8	5	52	29
11:30	10	4	8	4	11	4	11	4	6	5	46	21
11:45	13	2	12	2	17	2	12	2	9	2	63	10
<b>Totals</b>	<b>916</b>	<b>368</b>	<b>1027</b>	<b>366</b>	<b>1039</b>	<b>382</b>	<b>974</b>	<b>380</b>	<b>907</b>	<b>362</b>	<b>4863</b>	<b>1858</b>
<b>Day Total</b>	<b>1284</b>		<b>1393</b>		<b>1421</b>		<b>1354</b>		<b>1269</b>		<b>6721</b>	
<b>AM Pct</b>	71.3%		73.7%		73.1%		71.9%		71.5%			

Peak Hour  
 Peak Volume  
 P.H.F

**AECOM**

<b>7:00-8:00 AM</b>	223	250	255	217	225	234
<b>7:15-8:15 AM</b>	252	289	271	230	240	256
<b>7:30-8:30 AM</b>	271	291	282	243	229	263
<b>7:45-8:45 AM</b>	237	258	260	239	196	238
<b>8:00-9:00 AM</b>	218	228	207	212	171	207

<b>4:00-5:00 PM</b>	14	25	31	27	28	25
<b>4:15-5:15 PM</b>	17	24	26	25	28	24
<b>4:30-5:30 PM</b>	15	20	27	24	23	22
<b>4:45-5:45 PM</b>	13	17	23	22	23	20
<b>5:00-6:00 PM</b>	12	15	10	17	17	14

Client: AECOM  
 File Number:  
 Route: L-1a  
 Location:

Site Ref: L-1a  
 Direction: OUT

Count Date Count Time	10/16/2023		10/17/2023		10/18/2023		10/19/2023		10/20/2023		AM	PM
	AM	PM	AM	PM	AM	PM	AM	PM	AM	PM		
0:00	0	14	3	23	6	17	3	14	4	13	16	81
0:15	1	10	1	12	2	32	1	19	3	16	8	89
0:30	0	22	4	13	5	14	3	10	2	14	14	73
0:45	0	14	3	11	1	15	2	22	1	13	7	75
1:00	0	18	0	17	0	22	1	17	1	16	2	90
1:15	0	17	0	22	0	17	1	17	1	14	2	87
1:30	0	17	1	26	2	26	1	22	2	28	6	119
1:45	0	18	1	19	0	16	1	16	1	11	3	80
2:00	0	17	2	15	0	20	1	19	0	13	3	84
2:15	0	21	0	18	0	33	1	20	0	29	1	121
2:30	1	18	1	38	1	35	1	31	0	33	4	155
2:45	0	19	0	45	0	31	0	46	0	29	0	170
3:00	0	37	0	41	0	29	0	36	0	29	0	172
3:15	0	15	0	35	2	37	0	44	0	33	2	164
3:30	2	43	0	44	4	65	0	56	2	38	8	246
3:45	0	42	1	48	2	55	1	61	0	41	4	247
4:00	0	41	1	56	1	68	1	50	1	38	4	253
4:15	2	41	2	66	1	42	0	51	3	45	8	245
4:30	0	63	1	74	0	71	0	58	1	46	2	312
4:45	0	47	1	87	1	106	3	71	2	61	7	372
5:00	0	73	1	77	0	71	2	94	0	42	3	357
5:15	0	49	0	57	0	94	0	71	1	56	1	327
5:30	0	45	1	59	0	73	0	69	1	39	2	285
5:45	4	40	2	69	2	58	1	62	6	28	15	257
6:00	4	24	3	26	4	37	5	39	3	26	19	152
6:15	3	27	1	26	4	34	4	40	1	27	13	154
6:30	0	22	5	23	2	40	3	21	3	16	13	122
6:45	2	21	3	15	1	21	4	20	0	12	10	89
7:00	2	20	0	25	3	15	4	25	4	21	13	106
7:15	6	22	3	15	12	19	9	20	1	14	31	90
7:30	4	44	2	39	2	43	2	44	1	36	11	206
7:45	1	32	3	37	5	34	2	56	3	48	14	207
8:00	2	18	4	24	8	30	3	22	7	31	24	125
8:15	6	14	4	11	2	5	7	15	5	11	24	56
8:30	3	9	3	2	12	8	1	11	6	7	25	37
8:45	4	2	2	9	4	4	2	6	4	7	16	28
9:00	5	8	5	4	3	7	6	6	1	4	20	29
9:15	5	11	5	7	7	6	1	7	2	6	20	37
9:30	4	8	5	8	7	8	4	10	5	8	25	42
9:45	3	9	2	12	5	6	3	10	6	9	19	46
10:00	2	9	2	10	5	7	8	7	7	8	24	41
10:15	6	5	4	8	9	8	5	6	3	6	27	33
10:30	4	10	4	3	10	7	12	4	6	6	36	30
10:45	7	5	5	9	9	8	3	5	2	6	26	33
11:00	7	8	9	7	12	7	6	10	8	11	42	43
11:15	9	21	7	21	8	19	6	12	6	13	36	86
11:30	2	11	13	20	9	13	17	17	7	23	48	84
11:45	11	7	8	2	15	6	7	2	7	5	48	22
<b>Totals</b>	<b>112</b>	<b>1108</b>	<b>128</b>	<b>1335</b>	<b>188</b>	<b>1439</b>	<b>148</b>	<b>1391</b>	<b>130</b>	<b>1086</b>	<b>706</b>	<b>6359</b>
<b>Day Total</b>	<b>1220</b>		<b>1463</b>		<b>1627</b>		<b>1539</b>		<b>1216</b>		<b>7065</b>	
<b>AM Pct</b>	9.2%		8.7%		11.6%		9.6%		10.7%			

Peak Hour  
 Peak Volume  
 P.H.F

**AECOM**

7:00-8:00 AM	13	8	22	17	9	14
7:15-8:15 AM	13	12	27	16	12	16
7:30-8:30 AM	13	13	17	14	16	15
7:45-8:45 AM	12	14	27	13	21	17
8:00-9:00 AM	15	13	26	13	22	18

4:00-5:00 PM	192	283	287	230	190	236
4:15-5:15 PM	224	304	290	274	194	257
4:30-5:30 PM	232	295	342	294	205	274
4:45-5:45 PM	214	280	344	305	198	268
5:00-6:00 PM	207	262	296	296	165	245

Client: AECOM  
 File Number:  
 Route: L-1b  
 Location:

Site Ref: L-1b  
 Direction: IN

Count Date	10/16/2023		10/17/2023		10/18/2023		10/19/2023		10/20/2023		AM	PM
	AM	PM	AM	PM	AM	PM	AM	PM	AM	PM		
0:00	0	14	0	7	0	6	0	6	0	10	0	43
0:15	0	10	0	5	0	6	0	8	0	11	0	40
0:30	0	11	0	1	0	5	0	4	0	3	0	24
0:45	0	9	0	17	0	10	0	5	0	6	0	47
1:00	0	13	0	18	0	6	0	4	0	4	0	45
1:15	0	9	0	8	0	6	0	8	0	4	0	35
1:30	0	3	0	15	0	2	1	9	0	16	1	45
1:45	0	3	0	5	0	4	0	7	0	12	0	31
2:00	0	6	0	17	1	6	0	3	0	2	1	34
2:15	0	9	0	7	0	2	0	8	0	8	0	34
2:30	0	4	0	6	0	8	0	10	0	4	0	32
2:45	0	11	0	4	0	6	0	7	0	4	0	32
3:00	0	8	0	6	0	2	0	4	0	3	0	23
3:15	0	7	0	6	0	4	0	0	0	6	0	23
3:30	0	7	0	4	0	6	0	2	0	6	0	25
3:45	0	9	0	12	0	3	0	0	0	8	0	32
4:00	0	12	0	10	0	8	0	9	0	6	0	45
4:15	0	2	0	12	0	3	0	2	0	6	0	25
4:30	0	6	0	16	0	5	0	4	0	3	0	34
4:45	0	3	0	12	0	8	0	7	0	3	0	33
5:00	0	4	0	10	0	7	2	2	0	4	2	27
5:15	0	1	0	14	0	7	0	5	0	3	0	30
5:30	0	3	0	15	0	0	0	4	0	4	0	26
5:45	1	4	0	5	3	5	0	5	1	1	5	20
6:00	0	6	2	14	0	3	1	5	1	1	4	29
6:15	2	3	3	1	0	5	1	5	2	2	8	16
6:30	0	3	3	7	0	6	3	4	1	4	7	24
6:45	4	7	4	2	2	4	3	5	1	2	14	20
7:00	3	3	3	8	3	2	2	7	5	4	16	24
7:15	5	2	0	0	8	1	4	2	5	0	22	5
7:30	7	1	4	3	13	3	3	5	6	3	33	15
7:45	4	2	12	8	8	1	6	1	7	2	37	14
8:00	3	2	12	3	7	1	6	0	2	2	30	8
8:15	3	1	3	0	5	3	2	3	3	1	16	8
8:30	3	0	9	0	12	0	1	1	1	1	26	2
8:45	3	0	11	2	15	1	8	0	7	1	44	4
9:00	5	0	16	3	9	1	6	1	5	0	41	5
9:15	7	0	22	2	14	1	7	0	10	0	60	3
9:30	9	0	22	1	20	0	9	2	1	0	61	3
9:45	4	1	15	1	11	0	7	0	9	0	46	2
10:00	13	0	7	0	10	1	16	0	6	0	52	1
10:15	11	0	19	1	10	0	13	1	10	0	63	2
10:30	8	0	11	1	14	0	13	0	7	0	53	1
10:45	11	0	8	1	12	0	8	0	9	0	48	1
11:00	10	0	7	1	5	2	5	1	8	0	35	4
11:15	4	1	5	0	9	0	6	0	10	0	34	1
11:30	11	0	6	0	13	0	4	0	6	0	40	0
11:45	6	0	13	0	9	0	6	0	7	0	41	0
<b>Totals</b>	<b>137</b>	<b>200</b>	<b>217</b>	<b>291</b>	<b>213</b>	<b>160</b>	<b>143</b>	<b>166</b>	<b>130</b>	<b>160</b>	<b>840</b>	<b>977</b>
<b>Day Total</b>	<b>337</b>		<b>508</b>		<b>373</b>		<b>309</b>		<b>290</b>		<b>1817</b>	
<b>AM Pct</b>	40.7%		42.7%		57.1%		46.3%		44.8%			

Peak Hour  
 Peak Volume  
 P.H.F

**AECOM**

7:00-8:00 AM	19	19	32	15	23	22
7:15-8:15 AM	19	28	36	19	20	24
7:30-8:30 AM	17	31	33	17	18	23
7:45-8:45 AM	13	36	32	15	13	22
8:00-9:00 AM	12	35	39	17	13	23

4:00-5:00 PM	23	50	24	22	18	27
4:15-5:15 PM	15	50	23	15	16	24
4:30-5:30 PM	14	52	27	18	13	25
4:45-5:45 PM	11	51	22	18	14	23
5:00-6:00 PM	12	44	19	16	12	21

Client: AECOM  
 File Number:  
 Route: L-1b  
 Location:

Site Ref: L-1b  
 Direction: OUT

Count Date	10/16/2023		10/17/2023		10/18/2023		10/19/2023		10/20/2023			
Count Time	AM	PM	AM	PM	AM	PM	AM	PM	AM	PM	AM	PM
0:00	0	0	0	0	0	1	0	0	0	0	0	1
0:15	0	0	0	1	0	0	0	0	0	3	0	4
0:30	0	1	0	0	0	1	0	0	0	1	0	3
0:45	0	1	0	1	0	0	0	1	0	2	0	5
1:00	0	0	0	3	0	1	0	0	0	1	0	5
1:15	0	1	0	0	0	0	0	0	0	0	0	1
1:30	0	0	0	1	0	0	0	3	0	1	0	5
1:45	0	0	0	0	0	0	0	0	0	0	0	0
2:00	0	1	0	0	0	1	0	4	0	0	0	6
2:15	0	0	0	0	0	0	0	0	0	3	0	3
2:30	0	0	0	0	0	0	0	1	0	1	0	2
2:45	0	2	0	0	0	0	0	0	0	2	0	4
3:00	0	0	0	0	0	0	0	0	0	1	0	1
3:15	0	1	0	1	0	0	0	0	0	0	0	2
3:30	0	2	0	0	0	1	0	0	0	1	0	4
3:45	0	1	0	1	0	1	0	1	0	0	0	4
4:00	0	0	0	3	0	0	0	1	0	0	0	4
4:15	0	1	0	0	0	0	0	0	0	1	0	2
4:30	0	0	0	2	0	0	0	0	0	0	0	2
4:45	0	1	0	2	0	0	0	0	0	1	0	4
5:00	0	7	0	2	0	2	1	1	0	1	1	13
5:15	0	0	0	2	0	0	0	0	0	0	0	2
5:30	0	0	0	0	0	1	0	0	0	1	0	2
5:45	0	0	0	0	0	0	0	2	0	1	0	3
6:00	0	0	0	0	0	0	0	0	0	0	0	0
6:15	0	1	0	0	0	0	0	0	0	1	0	2
6:30	0	0	0	1	0	0	0	0	1	0	1	1
6:45	0	0	0	1	0	0	1	0	0	0	1	1
7:00	0	1	0	1	1	1	2	0	0	0	3	3
7:15	0	0	0	2	1	0	0	0	0	0	1	2
7:30	0	0	1	0	1	0	0	0	1	0	3	0
7:45	1	0	1	0	0	0	1	0	1	0	4	0
8:00	0	0	0	0	0	0	0	0	3	0	3	0
8:15	0	0	1	0	0	0	1	0	0	0	2	0
8:30	0	2	1	0	3	3	0	0	0	1	4	6
8:45	0	0	1	0	1	0	0	0	0	0	2	0
9:00	2	0	0	3	2	0	1	0	0	0	5	3
9:15	1	0	0	3	1	0	0	0	2	0	4	3
9:30	0	0	0	1	0	1	0	1	1	0	1	3
9:45	3	0	0	0	1	1	3	0	1	1	8	2
10:00	1	1	1	0	1	1	0	0	1	0	4	2
10:15	0	0	0	0	1	1	2	0	1	0	4	1
10:30	1	0	2	0	0	0	0	0	1	1	4	1
10:45	1	0	0	0	0	0	0	0	0	0	1	0
11:00	1	0	0	0	1	0	1	0	0	0	3	0
11:15	0	0	1	0	1	0	0	0	0	0	2	0
11:30	0	0	0	0	0	0	0	0	0	0	0	0
11:45	1	0	0	0	0	0	0	0	0	0	1	0
<b>Totals</b>	<b>12</b>	<b>24</b>	<b>9</b>	<b>31</b>	<b>15</b>	<b>17</b>	<b>13</b>	<b>15</b>	<b>13</b>	<b>25</b>	<b>62</b>	<b>112</b>
<b>Day Total</b>	<b>36</b>		<b>40</b>		<b>32</b>		<b>28</b>		<b>38</b>		<b>174</b>	
<b>AM Pct</b>	33.3%		22.5%		46.9%		46.4%		34.2%			

Peak Hour  
 Peak Volume  
 P.H.F

**AECOM**

7:00-8:00 AM	1	2	3	3	2	2
7:15-8:15 AM	1	2	2	1	5	2
7:30-8:30 AM	1	3	1	2	5	2
7:45-8:45 AM	1	3	3	2	4	3
8:00-9:00 AM	0	3	4	1	3	2

4:00-5:00 PM	2	7	0	1	2	2
4:15-5:15 PM	9	6	2	1	3	4
4:30-5:30 PM	8	8	2	1	2	4
4:45-5:45 PM	8	6	3	1	3	4
5:00-6:00 PM	7	4	3	3	3	4

Client: AECOM  
 File Number:  
 Route: L-1c  
 Location:

Site Ref: L-1c  
 Direction: IN

Count Date	10/16/2023		10/17/2023		10/18/2023		10/19/2023		10/20/2023			
Count Time	AM	PM	AM	PM	AM	PM	AM	PM	AM	PM	AM	PM
0:00	0	1	0	3	0	2	0	2	0	0	0	8
0:15	0	2	0	1	0	2	0	0	0	3	0	8
0:30	0	3	0	1	0	3	0	3	0	1	0	11
0:45	0	0	0	4	0	2	0	2	0	3	0	11
1:00	0	3	0	3	0	1	0	0	0	1	0	8
1:15	0	2	0	2	0	1	0	0	0	0	0	5
1:30	0	1	0	3	0	0	0	2	0	1	0	7
1:45	0	2	0	0	0	2	0	1	0	2	0	7
2:00	0	4	0	2	0	1	0	3	0	1	0	11
2:15	0	4	0	3	0	1	0	0	0	1	0	9
2:30	0	3	0	1	0	0	0	3	0	1	0	8
2:45	0	3	0	2	0	2	0	2	0	1	0	10
3:00	0	5	0	3	0	0	0	0	0	0	0	8
3:15	0	3	0	1	0	2	0	0	0	1	0	7
3:30	0	0	0	3	0	1	0	0	0	2	0	6
3:45	0	2	0	2	0	3	0	0	0	1	0	8
4:00	0	1	0	3	0	1	0	1	0	2	0	8
4:15	0	0	0	5	0	1	0	1	0	2	0	9
4:30	0	1	0	4	0	0	0	3	0	1	0	9
4:45	0	0	0	9	0	1	0	0	0	0	0	10
5:00	0	0	0	7	0	0	0	0	0	0	0	7
5:15	0	0	0	7	0	1	0	1	0	0	0	9
5:30	0	0	0	6	0	0	0	0	0	0	0	6
5:45	1	0	1	4	2	0	0	0	0	0	4	4
6:00	0	1	1	3	1	0	1	0	2	0	5	4
6:15	6	0	2	4	3	0	3	1	1	0	15	5
6:30	2	0	4	5	2	1	3	0	0	0	11	6
6:45	1	0	1	2	4	1	5	0	1	0	12	3
7:00	2	0	1	1	3	0	2	0	0	0	8	1
7:15	0	0	2	0	2	0	0	0	2	1	6	1
7:30	2	0	3	1	5	0	1	1	0	0	11	2
7:45	2	0	6	0	5	0	0	0	0	0	13	0
8:00	1	0	7	0	8	0	0	0	0	0	16	0
8:15	3	0	6	0	13	0	0	0	0	0	22	0
8:30	0	0	15	0	7	0	1	0	0	0	23	0
8:45	0	0	12	0	14	0	4	0	0	0	30	0
9:00	2	0	2	0	11	0	0	1	1	0	16	1
9:15	1	0	6	0	8	0	3	0	1	0	19	0
9:30	0	0	5	0	3	0	2	0	1	0	11	0
9:45	0	0	5	0	5	0	0	0	1	0	11	0
10:00	2	0	1	0	1	0	5	0	1	0	10	0
10:15	3	0	5	0	10	0	1	0	3	0	22	0
10:30	4	0	3	0	3	0	4	0	2	0	16	0
10:45	3	0	1	0	1	0	2	0	1	0	8	0
11:00	1	0	2	0	5	0	2	0	2	0	12	0
11:15	0	0	2	0	1	0	2	0	0	0	5	0
11:30	1	0	0	0	0	0	1	0	1	0	3	0
11:45	1	0	3	0	3	0	2	0	1	0	10	0
<b>Totals</b>	<b>38</b>	<b>41</b>	<b>96</b>	<b>95</b>	<b>120</b>	<b>29</b>	<b>44</b>	<b>27</b>	<b>21</b>	<b>25</b>	<b>319</b>	<b>217</b>
<b>Day Total</b>	<b>79</b>		<b>191</b>		<b>149</b>		<b>71</b>		<b>46</b>		<b>536</b>	
<b>AM Pct</b>	48.1%		50.3%		80.5%		62.0%		45.7%			

Peak Hour  
 Peak Volume  
 P.H.F

**AECOM**

7:00-8:00 AM	6	12	15	3	2	8
7:15-8:15 AM	5	18	20	1	2	9
7:30-8:30 AM	8	22	31	1	0	12
7:45-8:45 AM	6	34	33	1	0	15
8:00-9:00 AM	4	40	42	5	0	18

4:00-5:00 PM	2	21	3	5	5	7
4:15-5:15 PM	1	25	2	4	3	7
4:30-5:30 PM	1	27	2	4	1	7
4:45-5:45 PM	0	29	2	1	0	6
5:00-6:00 PM	0	24	1	1	0	5

Client: AECOM  
 File Number:  
 Route: L-1c  
 Location:

Site Ref: L-1c  
 Direction: OUT

Count Date	10/16/2023		10/17/2023		10/18/2023		10/19/2023		10/20/2023			
Count Time	AM	PM	AM	PM	AM	PM	AM	PM	AM	PM	AM	PM
0:00	0	0	0	0	0	1	0	0	0	0	0	1
0:15	0	0	0	0	0	1	0	1	0	1	0	3
0:30	0	0	0	1	0	1	0	0	0	1	0	3
0:45	0	2	0	2	0	0	0	3	0	0	0	7
1:00	0	0	0	1	0	0	0	2	0	0	0	3
1:15	0	1	0	0	0	1	0	1	0	1	0	4
1:30	0	1	0	2	0	2	0	0	0	0	0	5
1:45	0	0	0	3	0	0	0	0	0	0	0	3
2:00	0	0	0	1	0	0	0	2	0	2	0	5
2:15	0	0	0	4	0	1	0	1	0	1	0	7
2:30	0	0	0	1	0	0	0	1	0	1	0	3
2:45	0	0	0	0	0	1	0	1	0	0	0	2
3:00	0	0	0	1	0	0	0	0	0	0	0	1
3:15	0	1	0	0	0	0	0	0	0	1	0	2
3:30	0	2	0	2	0	3	0	0	0	2	0	9
3:45	0	2	0	2	0	4	0	1	0	1	0	10
4:00	0	1	0	4	0	0	0	0	0	1	0	6
4:15	0	0	0	5	0	1	0	2	0	1	0	9
4:30	0	1	0	3	2	1	0	1	0	0	2	6
4:45	0	0	0	5	0	0	0	0	0	1	0	6
5:00	0	0	0	9	0	2	1	0	0	1	1	12
5:15	0	0	0	5	0	1	0	1	0	0	0	7
5:30	0	0	0	2	0	1	0	1	0	2	0	6
5:45	0	1	0	5	1	1	0	2	0	0	1	9
6:00	0	3	1	5	0	0	0	0	0	0	1	8
6:15	0	2	0	1	1	1	0	0	0	0	1	4
6:30	0	1	0	3	0	0	0	0	1	0	1	4
6:45	0	1	1	3	0	0	0	0	0	0	1	4
7:00	0	3	0	3	0	2	1	0	0	2	1	10
7:15	0	3	0	0	2	1	0	1	0	0	2	5
7:30	0	0	0	4	2	0	0	0	0	0	2	4
7:45	1	1	5	2	2	2	1	0	0	0	9	5
8:00	1	1	2	2	4	0	1	0	0	0	8	3
8:15	0	0	2	1	4	0	0	0	0	0	6	1
8:30	0	0	6	0	6	0	1	0	0	0	13	0
8:45	0	0	9	0	3	0	0	0	1	0	13	0
9:00	0	0	6	0	2	0	0	0	0	0	8	0
9:15	1	0	4	0	8	0	2	0	3	0	18	0
9:30	1	0	1	0	6	0	0	0	1	0	9	0
9:45	0	0	5	0	7	0	2	0	3	0	17	0
10:00	0	1	5	0	5	0	2	0	0	0	12	1
10:15	1	0	5	0	7	0	0	0	0	0	13	0
10:30	2	0	3	0	2	0	0	0	1	0	8	0
10:45	0	0	0	0	6	0	0	0	1	0	7	0
11:00	4	0	2	0	0	0	0	0	0	0	6	0
11:15	0	0	4	0	3	0	0	0	0	0	7	0
11:30	0	0	4	0	5	0	0	0	1	0	10	0
11:45	0	0	2	0	2	0	0	0	1	0	5	0
<b>Totals</b>	<b>11</b>	<b>28</b>	<b>67</b>	<b>82</b>	<b>80</b>	<b>28</b>	<b>11</b>	<b>21</b>	<b>13</b>	<b>19</b>	<b>182</b>	<b>178</b>
<b>Day Total</b>	<b>39</b>		<b>149</b>		<b>108</b>		<b>32</b>		<b>32</b>		<b>360</b>	
<b>AM Pct</b>	<b>28.2%</b>		<b>45.0%</b>		<b>74.1%</b>		<b>34.4%</b>		<b>40.6%</b>			

Peak Hour  
 Peak Volume  
 P.H.F

**AECOM**

7:00-8:00 AM	1	5	6	2	0	3
7:15-8:15 AM	2	7	10	2	0	4
7:30-8:30 AM	2	9	12	2	0	5
7:45-8:45 AM	2	15	16	3	0	7
8:00-9:00 AM	1	19	17	2	1	8
4:00-5:00 PM	2	17	2	3	3	5
4:15-5:15 PM	1	22	4	3	3	7
4:30-5:30 PM	1	22	4	2	2	6
4:45-5:45 PM	0	21	4	2	4	6
5:00-6:00 PM	1	21	5	4	3	7



Client: AECOM  
 File Number:  
 Route: L-20a  
 Location:

Site Ref: L-20a  
 Direction: IN

Count Date	10/16/2023		10/17/2023		10/18/2023		10/19/2023		10/20/2023			
	AM	PM	AM	PM	AM	PM	AM	PM	AM	PM	AM	PM
0:00	0	0	0	1	0	2	0	0	0	1	0	4
0:15	0	1	0	2	0	3	0	1	0	1	0	8
0:30	0	0	0	0	0	0	0	0	0	0	0	0
0:45	0	1	0	1	0	1	0	0	0	0	0	3
1:00	0	0	0	0	0	0	0	0	0	0	0	0
1:15	0	0	0	0	0	1	0	0	0	0	0	1
1:30	0	2	0	2	0	1	0	1	0	1	0	7
1:45	0	0	0	2	0	1	0	2	0	0	0	5
2:00	0	0	0	1	0	0	0	0	0	0	0	1
2:15	0	1	0	1	0	1	0	0	0	0	0	3
2:30	0	0	0	1	0	0	0	1	0	0	0	2
2:45	0	0	0	0	0	0	0	0	0	0	0	0
3:00	0	1	0	0	0	0	0	0	0	1	0	2
3:15	0	0	0	0	0	2	0	1	0	1	0	4
3:30	0	1	0	1	0	0	0	0	0	2	0	4
3:45	0	1	0	3	0	4	0	1	0	1	0	10
4:00	0	1	0	3	0	4	0	0	0	3	0	11
4:15	0	2	0	1	0	3	0	2	0	0	0	8
4:30	0	2	0	1	0	1	0	0	0	2	0	6
4:45	0	1	0	2	0	1	0	2	0	2	0	8
5:00	0	2	0	4	1	1	0	1	0	1	1	9
5:15	0	0	0	0	0	1	0	3	0	0	0	4
5:30	2	1	0	1	1	1	0	2	0	0	3	5
5:45	3	0	4	1	4	0	2	0	1	0	14	1
6:00	3	0	2	0	1	0	5	0	3	0	14	0
6:15	1	1	1	4	0	0	3	5	3	1	8	11
6:30	0	1	3	0	1	2	1	0	0	0	5	3
6:45	0	1	0	1	1	1	0	2	0	1	1	6
7:00	0	1	1	1	0	0	0	3	1	1	2	6
7:15	1	0	1	0	5	1	2	1	3	0	12	2
7:30	1	0	1	1	4	0	2	2	0	0	8	3
7:45	3	2	1	1	1	2	1	0	2	0	8	5
8:00	1	0	1	0	2	0	1	0	2	0	7	0
8:15	4	0	1	0	1	1	1	0	2	0	9	1
8:30	2	2	0	0	2	0	2	0	1	0	7	2
8:45	1	0	4	0	5	0	2	0	1	1	13	1
9:00	1	0	6	0	3	0	4	0	0	0	14	0
9:15	4	0	3	0	1	1	4	0	7	0	19	1
9:30	2	0	3	0	14	0	2	0	4	0	25	0
9:45	4	0	1	0	3	0	2	0	2	0	12	0
10:00	8	0	12	0	6	0	9	0	5	0	40	0
10:15	6	0	8	0	11	0	14	2	2	0	41	2
10:30	4	0	7	0	6	0	5	0	2	0	24	0
10:45	3	0	4	0	0	0	4	0	4	0	15	0
11:00	3	0	3	0	2	0	3	2	1	0	12	2
11:15	2	0	3	0	0	0	4	0	0	0	9	0
11:30	0	0	3	0	3	0	1	0	1	1	8	1
11:45	0	0	0	0	1	0	3	0	1	0	5	0
<b>Totals</b>	<b>59</b>	<b>25</b>	<b>73</b>	<b>36</b>	<b>79</b>	<b>36</b>	<b>77</b>	<b>34</b>	<b>48</b>	<b>21</b>	<b>336</b>	<b>152</b>
<b>Day Total</b>	<b>84</b>		<b>109</b>		<b>115</b>		<b>111</b>		<b>69</b>		<b>488</b>	
<b>AM Pct</b>	70.2%		67.0%		68.7%		69.4%		69.6%			

Peak Hour  
 Peak Volume  
 P.H.F

**AECOM**

7:00-8:00 AM	5	4	10	5	6	6
7:15-8:15 AM	6	4	12	6	7	7
7:30-8:30 AM	9	4	8	5	6	6
7:45-8:45 AM	10	3	6	5	7	6
8:00-9:00 AM	8	6	10	6	6	7

4:00-5:00 PM	6	7	9	4	7	7
4:15-5:15 PM	7	8	6	5	5	6
4:30-5:30 PM	5	7	4	6	5	5
4:45-5:45 PM	4	7	4	8	3	5
5:00-6:00 PM	3	6	3	6	1	4

Client: AECOM  
 File Number:  
 Route: L-20a  
 Location:

Site Ref: L-20a  
 Direction: OUT

Count Date Count Time	10/16/2023		10/17/2023		10/18/2023		10/19/2023		10/20/2023		AM	PM
	AM	PM	AM	PM	AM	PM	AM	PM	AM	PM		
0:00	0	0	0	1	0	4	0	1	0	0	0	6
0:15	0	1	0	0	0	0	0	0	0	0	0	1
0:30	0	0	0	1	0	0	0	3	0	0	0	4
0:45	0	1	0	1	0	0	0	0	0	0	0	2
1:00	0	0	0	0	0	4	0	1	0	0	0	5
1:15	0	2	0	2	0	0	0	0	0	0	0	4
1:30	0	0	0	1	0	0	0	1	0	0	0	2
1:45	0	0	0	0	0	0	0	3	0	1	0	4
2:00	0	0	0	1	0	0	0	0	0	0	0	1
2:15	0	1	0	1	0	2	0	2	0	3	0	9
2:30	0	0	0	1	0	2	0	3	0	0	0	6
2:45	0	0	0	0	0	0	0	2	0	0	0	2
3:00	0	4	0	8	0	4	0	5	0	3	0	24
3:15	0	0	0	1	0	1	0	0	0	2	0	4
3:30	0	1	0	2	0	1	0	0	0	0	0	4
3:45	0	3	0	4	0	1	0	2	0	1	0	11
4:00	0	0	0	2	0	2	0	1	0	2	0	7
4:15	0	7	0	0	0	3	0	2	0	2	0	14
4:30	0	4	0	1	0	3	0	4	0	0	0	12
4:45	0	0	0	0	0	2	0	3	0	7	0	12
5:00	0	2	0	2	1	3	0	6	0	1	1	14
5:15	0	3	0	1	0	2	0	4	0	3	0	13
5:30	0	0	0	2	0	2	0	2	0	5	0	11
5:45	2	4	1	6	1	0	1	0	2	0	7	10
6:00	0	0	2	2	0	2	2	2	2	0	6	6
6:15	4	1	4	2	4	4	0	0	1	0	13	7
6:30	1	1	1	1	2	0	3	4	5	1	12	7
6:45	0	1	0	1	0	3	3	1	0	0	3	6
7:00	2	1	1	2	0	1	0	0	0	1	3	5
7:15	0	2	0	2	2	0	0	2	0	1	2	7
7:30	0	1	0	2	1	3	0	1	0	0	1	7
7:45	0	0	0	0	0	1	0	1	0	1	0	3
8:00	0	1	0	0	0	1	0	0	0	0	0	2
8:15	0	0	0	0	1	0	0	0	0	0	1	0
8:30	0	0	0	0	1	0	0	1	0	0	1	1
8:45	0	0	0	0	1	0	0	1	0	0	1	1
9:00	0	0	1	0	0	1	0	0	0	0	1	1
9:15	0	0	0	0	0	1	1	0	0	0	1	1
9:30	0	0	1	0	1	0	0	1	0	0	2	1
9:45	0	0	0	0	0	0	0	0	0	1	0	1
10:00	0	0	1	0	2	0	0	0	1	1	4	1
10:15	2	1	12	0	2	0	5	0	2	1	23	2
10:30	1	0	3	0	5	0	6	3	2	2	17	5
10:45	2	0	5	0	1	0	4	0	1	0	13	0
11:00	2	1	4	0	0	0	2	1	0	0	8	2
11:15	0	0	0	0	0	0	1	0	0	1	1	1
11:30	0	0	3	0	0	0	3	0	0	1	6	1
11:45	1	0	2	0	0	0	5	0	1	0	9	0
<b>Totals</b>	<b>17</b>	<b>43</b>	<b>41</b>	<b>50</b>	<b>25</b>	<b>53</b>	<b>36</b>	<b>63</b>	<b>17</b>	<b>41</b>	<b>136</b>	<b>250</b>
<b>Day Total</b>	<b>60</b>		<b>91</b>		<b>78</b>		<b>99</b>		<b>58</b>		<b>386</b>	
<b>AM Pct</b>	28.3%		45.1%		32.1%		36.4%		29.3%			

Peak Hour  
 Peak Volume  
 P.H.F

**AECOM**

7:00-8:00 AM	2	1	3	0	0	1
7:15-8:15 AM	0	0	3	0	0	1
7:30-8:30 AM	0	0	2	0	0	0
7:45-8:45 AM	0	0	2	0	0	0
8:00-9:00 AM	0	0	3	0	0	1

4:00-5:00 PM	11	3	10	10	11	9
4:15-5:15 PM	13	3	11	15	10	10
4:30-5:30 PM	9	4	10	17	11	10
4:45-5:45 PM	5	5	9	15	16	10
5:00-6:00 PM	9	11	7	12	9	10

Client: AECOM  
 File Number:  
 Route: L-20b  
 Location:

Site Ref: L-20b  
 Direction: IN

Count Date Count Time	10/16/2023		10/17/2023		10/18/2023		10/19/2023		10/20/2023		AM	PM
	AM	PM	AM	PM	AM	PM	AM	PM	AM	PM		
0:00	0	3	0	2	0	6	0	9	2	2	2	22
0:15	3	4	0	4	0	3	0	10	0	13	3	34
0:30	0	5	0	6	0	6	0	6	0	10	0	33
0:45	0	4	0	6	1	13	1	9	0	6	2	38
1:00	1	5	1	7	1	5	0	5	1	5	4	27
1:15	0	5	0	13	0	7	0	13	0	5	0	43
1:30	0	3	0	2	0	8	0	13	0	8	0	34
1:45	0	8	0	11	0	9	0	11	0	6	0	45
2:00	0	2	0	12	0	5	0	5	0	9	0	33
2:15	0	11	0	7	0	6	0	9	0	7	0	40
2:30	0	9	0	11	0	5	0	7	0	4	0	36
2:45	1	3	1	7	1	16	1	5	1	5	5	36
3:00	0	5	1	3	0	6	0	6	0	7	1	27
3:15	1	4	0	5	1	7	1	4	2	7	5	27
3:30	1	3	2	4	1	8	2	5	1	6	7	26
3:45	1	7	0	2	1	1	0	4	0	8	2	22
4:00	0	8	1	4	0	2	0	4	1	9	2	27
4:15	1	13	2	5	2	12	1	5	2	10	8	45
4:30	3	2	2	0	2	5	3	3	1	8	11	18
4:45	1	4	2	7	5	6	2	7	6	8	16	32
5:00	4	1	2	2	3	12	3	7	3	8	15	30
5:15	4	5	8	4	8	3	5	6	3	0	28	18
5:30	12	7	7	8	8	9	14	5	11	2	52	31
5:45	21	4	21	2	19	6	18	5	13	3	92	20
6:00	19	4	22	5	18	3	19	10	27	2	105	24
6:15	40	9	42	8	33	14	34	5	39	8	188	44
6:30	33	9	49	9	25	11	23	5	36	5	166	39
6:45	31	7	37	11	36	6	34	2	29	7	167	33
7:00	28	5	26	9	27	5	31	10	14	6	126	35
7:15	38	4	34	3	27	4	31	7	31	2	161	20
7:30	17	3	30	9	35	6	26	6	28	5	136	29
7:45	31	1	42	3	30	3	35	7	16	5	154	19
8:00	26	3	28	4	28	8	39	5	28	3	149	23
8:15	27	2	32	3	28	1	37	2	18	3	142	11
8:30	21	0	33	2	30	1	31	0	34	3	149	6
8:45	39	6	38	5	35	5	26	5	35	4	173	25
9:00	29	4	31	1	30	3	32	3	35	2	157	13
9:15	43	1	31	0	23	0	28	2	32	0	157	3
9:30	21	1	27	2	40	1	33	2	26	2	147	8
9:45	31	0	33	0	34	0	25	0	28	4	151	4
10:00	23	0	28	0	18	0	35	1	14	0	118	1
10:15	28	1	16	0	24	2	28	0	19	1	115	4
10:30	10	3	9	0	20	0	12	2	10	0	61	5
10:45	13	1	9	1	8	3	12	5	14	1	56	11
11:00	15	1	10	1	3	1	12	1	7	1	47	5
11:15	4	2	9	0	7	2	7	0	6	0	33	4
11:30	2	0	7	1	4	0	8	0	9	0	30	1
11:45	5	0	9	1	8	0	13	0	5	0	40	1
<b>Totals</b>	<b>628</b>	<b>192</b>	<b>682</b>	<b>212</b>	<b>624</b>	<b>245</b>	<b>662</b>	<b>243</b>	<b>587</b>	<b>220</b>	<b>3183</b>	<b>1112</b>
<b>Day Total</b>	<b>820</b>		<b>894</b>		<b>869</b>		<b>905</b>		<b>807</b>		<b>4295</b>	
<b>AM Pct</b>	76.6%		76.3%		71.8%		73.1%		72.7%			

Peak Hour  
 Peak Volume  
 P.H.F

**AECOM**

<b>7:00-8:00 AM</b>	114	132	119	123	89	115
<b>7:15-8:15 AM</b>	112	134	120	131	103	120
<b>7:30-8:30 AM</b>	101	132	121	137	90	116
<b>7:45-8:45 AM</b>	105	135	116	142	96	119
<b>8:00-9:00 AM</b>	113	131	121	133	115	123

<b>4:00-5:00 PM</b>	27	16	25	19	35	24
<b>4:15-5:15 PM</b>	20	14	35	22	34	25
<b>4:30-5:30 PM</b>	12	13	26	23	24	20
<b>4:45-5:45 PM</b>	17	21	30	25	18	22
<b>5:00-6:00 PM</b>	17	16	30	23	13	20

Client: AECOM  
 File Number:  
 Route: L-20b  
 Location:

Site Ref: L-20b  
 Direction: OUT

Count Date Count Time	10/16/2023		10/17/2023		10/18/2023		10/19/2023		10/20/2023		AM	PM
	AM	PM	AM	PM	AM	PM	AM	PM	AM	PM		
0:00	1	2	0	5	0	9	1	9	2	9	4	34
0:15	0	15	1	8	0	11	0	5	1	10	2	49
0:30	5	4	0	6	2	4	0	13	0	16	7	43
0:45	0	8	0	6	0	13	0	11	0	9	0	47
1:00	0	8	1	10	1	13	1	11	0	14	3	56
1:15	1	11	3	11	2	12	1	15	3	13	10	62
1:30	0	14	0	7	2	19	2	18	0	12	4	70
1:45	0	17	0	13	0	17	0	21	0	12	0	80
2:00	0	11	0	17	0	11	0	7	0	13	0	59
2:15	0	15	0	16	0	20	0	14	0	9	0	74
2:30	0	33	0	17	0	28	0	22	1	18	1	118
2:45	0	20	0	23	0	20	0	24	0	29	0	116
3:00	0	27	0	36	0	35	0	28	0	28	0	154
3:15	0	32	0	35	0	36	0	34	0	37	0	174
3:30	0	40	0	42	0	50	0	42	0	35	0	209
3:45	0	25	0	36	0	41	0	31	0	37	0	170
4:00	0	36	0	44	0	36	0	37	0	43	0	196
4:15	0	27	0	39	0	43	0	38	1	47	1	194
4:30	0	56	0	47	0	30	0	35	1	31	1	199
4:45	2	33	4	45	1	36	2	37	2	41	11	192
5:00	1	51	4	52	2	46	2	40	0	42	9	231
5:15	3	57	4	63	3	47	4	54	3	43	17	264
5:30	4	59	0	60	4	53	4	40	2	48	14	260
5:45	3	46	3	39	1	37	2	40	0	33	9	195
6:00	8	30	8	35	12	39	8	39	7	26	43	169
6:15	11	42	4	42	2	24	11	22	7	21	35	151
6:30	8	21	6	24	11	35	3	60	6	22	34	162
6:45	4	23	3	24	6	18	3	38	3	19	19	122
7:00	0	23	5	30	3	22	8	29	10	13	26	117
7:15	2	29	7	18	4	23	6	25	4	22	23	117
7:30	6	46	7	34	1	39	3	42	1	34	18	195
7:45	12	19	7	27	5	20	8	40	7	26	39	132
8:00	4	19	1	16	3	12	3	16	4	11	15	74
8:15	2	15	2	15	5	10	2	9	3	5	14	54
8:30	6	5	4	7	3	14	2	10	3	7	18	43
8:45	7	9	4	10	5	5	4	6	2	7	22	37
9:00	1	5	4	3	3	2	4	4	6	6	18	20
9:15	7	5	6	1	4	2	6	2	5	8	28	18
9:30	4	6	3	9	7	10	3	6	2	3	19	34
9:45	7	4	6	4	6	1	10	2	6	9	35	20
10:00	7	5	4	0	4	5	2	2	5	12	22	24
10:15	4	1	11	0	7	3	6	0	2	1	30	5
10:30	8	4	10	1	8	4	6	3	5	1	37	13
10:45	6	4	9	2	5	0	5	2	6	2	31	10
11:00	6	3	7	1	4	3	4	6	8	7	29	20
11:15	4	6	6	1	5	3	6	7	8	0	29	17
11:30	4	4	6	5	8	3	7	5	6	4	31	21
11:45	7	2	11	1	6	1	9	3	12	1	45	8
<b>Totals</b>	<b>155</b>	<b>977</b>	<b>161</b>	<b>987</b>	<b>145</b>	<b>965</b>	<b>148</b>	<b>1004</b>	<b>144</b>	<b>896</b>	<b>753</b>	<b>4829</b>
<b>Day Total</b>	<b>1132</b>		<b>1148</b>		<b>1110</b>		<b>1152</b>		<b>1040</b>		<b>5582</b>	
<b>AM Pct</b>	13.7%		14.0%		13.1%		12.8%		13.8%			

Peak Hour  
 Peak Volume  
 P.H.F

**AECOM**

7:00-8:00 AM	20	26	13	25	22	21
7:15-8:15 AM	24	22	13	20	16	19
7:30-8:30 AM	24	17	14	16	15	17
7:45-8:45 AM	24	14	16	15	17	17
8:00-9:00 AM	19	11	16	11	12	14

4:00-5:00 PM	152	175	145	147	162	156
4:15-5:15 PM	167	183	155	150	161	163
4:30-5:30 PM	197	207	159	166	157	177
4:45-5:45 PM	200	220	182	171	174	189
5:00-6:00 PM	213	214	183	174	166	190

Client: AECOM  
 File Number:  
 Route: L-2a  
 Location:

Site Ref: L-2a  
 Direction: IN

Count Date Count Time	10/16/2023		10/17/2023		10/18/2023		10/19/2023		10/20/2023		AM	PM
	AM	PM	AM	PM	AM	PM	AM	PM	AM	PM		
0:00	0	7	1	9	1	13	0	17	0	17	2	63
0:15	0	18	0	8	0	8	0	13	0	6	0	53
0:30	0	5	0	14	0	15	0	13	0	19	0	66
0:45	0	2	0	18	0	11	0	18	1	17	1	66
1:00	0	11	0	19	1	13	0	16	2	7	3	66
1:15	0	4	0	8	0	13	0	2	1	5	1	32
1:30	0	11	0	15	0	7	0	14	0	11	0	58
1:45	0	11	1	20	0	10	0	8	0	14	1	63
2:00	0	4	0	16	1	6	1	10	1	8	3	44
2:15	0	9	1	6	0	8	0	5	0	4	1	32
2:30	1	10	0	11	0	11	1	3	0	13	2	48
2:45	0	11	0	9	0	12	0	1	0	15	0	48
3:00	0	4	0	10	0	12	0	14	0	7	0	47
3:15	0	9	0	8	0	10	0	1	1	7	1	35
3:30	2	8	2	6	1	10	1	2	0	11	6	37
3:45	0	16	1	17	2	14	0	10	0	8	3	65
4:00	3	3	6	14	2	8	1	6	1	8	13	39
4:15	2	6	6	12	3	15	0	3	1	4	12	40
4:30	6	4	6	7	8	8	9	5	10	7	39	31
4:45	4	11	12	6	13	10	12	6	7	5	48	38
5:00	8	7	5	8	4	7	5	6	8	13	30	41
5:15	9	4	14	7	12	4	14	4	12	4	61	23
5:30	19	7	27	8	28	5	28	3	20	1	122	24
5:45	38	2	48	10	41	0	33	4	30	3	190	19
6:00	40	0	43	8	41	4	37	3	37	4	198	19
6:15	63	2	59	4	74	2	51	3	55	3	302	14
6:30	74	6	93	3	121	2	79	3	73	2	440	16
6:45	125	1	118	2	118	3	107	0	95	3	563	9
7:00	56	6	61	1	46	1	63	5	41	2	267	15
7:15	67	1	79	1	71	1	68	4	57	2	342	9
7:30	78	2	67	0	54	2	77	0	70	0	346	4
7:45	62	2	65	2	57	2	64	3	52	2	300	11
8:00	39	1	42	2	44	1	44	4	51	0	220	8
8:15	35	1	42	2	38	0	39	6	41	1	195	10
8:30	31	0	28	0	39	0	40	2	34	2	172	4
8:45	37	0	37	0	32	0	36	0	38	1	180	1
9:00	19	0	28	2	38	0	33	2	26	0	144	4
9:15	8	2	27	0	27	0	26	0	14	1	102	3
9:30	22	0	27	2	22	1	21	0	18	0	110	3
9:45	22	1	29	0	16	1	17	0	17	0	101	2
10:00	10	1	12	0	12	0	21	0	14	0	69	1
10:15	9	0	9	0	17	1	13	0	14	1	62	2
10:30	6	0	16	1	20	1	16	1	12	0	70	3
10:45	12	0	18	1	14	2	14	0	18	1	76	4
11:00	9	0	6	0	12	0	10	0	11	0	48	0
11:15	10	1	13	0	12	0	18	0	9	0	62	1
11:30	11	0	8	0	12	0	11	0	8	0	50	0
11:45	9	0	11	1	11	1	8	2	4	1	43	5
<b>Totals</b>	<b>946</b>	<b>211</b>	<b>1068</b>	<b>298</b>	<b>1065</b>	<b>255</b>	<b>1018</b>	<b>222</b>	<b>904</b>	<b>240</b>	<b>5001</b>	<b>1226</b>
<b>Day Total</b>	<b>1157</b>		<b>1366</b>		<b>1320</b>		<b>1240</b>		<b>1144</b>		<b>6227</b>	
<b>AM Pct</b>	81.8%		78.2%		80.7%		82.1%		79.0%			

Peak Hour  
 Peak Volume  
 P.H.F

**AECOM**

<b>7:00-8:00 AM</b>	263	272	228	272	220	251
<b>7:15-8:15 AM</b>	246	253	226	253	230	242
<b>7:30-8:30 AM</b>	214	216	193	224	214	212
<b>7:45-8:45 AM</b>	167	177	178	187	178	177
<b>8:00-9:00 AM</b>	142	149	153	159	164	153

<b>4:00-5:00 PM</b>	24	39	41	20	24	30
<b>4:15-5:15 PM</b>	28	33	40	20	29	30
<b>4:30-5:30 PM</b>	26	28	29	21	29	27
<b>4:45-5:45 PM</b>	29	29	26	19	23	25
<b>5:00-6:00 PM</b>	20	33	16	17	21	21

Client: AECOM  
 File Number:  
 Route: L-2a  
 Location:

Site Ref: L-2a  
 Direction: OUT

Count Date Count Time	10/16/2023		10/17/2023		10/18/2023		10/19/2023		10/20/2023		AM	PM
	AM	PM	AM	PM	AM	PM	AM	PM	AM	PM		
0:00	0	17	2	28	1	13	0	24	2	17	5	99
0:15	0	18	0	10	0	15	0	17	1	14	1	74
0:30	0	18	0	11	0	16	0	10	1	14	1	69
0:45	0	8	0	15	0	7	0	17	0	19	0	66
1:00	0	23	2	19	2	14	0	12	3	13	7	81
1:15	0	7	0	12	0	21	0	9	2	12	2	61
1:30	0	12	0	24	0	23	1	27	0	23	1	109
1:45	0	18	0	23	0	17	0	24	0	18	0	100
2:00	0	17	2	33	1	26	6	18	1	20	10	114
2:15	0	28	1	29	1	24	0	25	1	14	3	120
2:30	1	21	0	30	0	33	0	36	0	34	1	154
2:45	1	27	1	22	0	28	0	31	0	26	2	134
3:00	0	24	0	39	0	27	0	35	0	34	0	159
3:15	0	37	0	55	0	26	0	32	1	43	1	193
3:30	0	41	0	44	0	59	0	47	0	44	0	235
3:45	0	29	0	49	1	54	0	34	3	42	4	208
4:00	0	43	0	48	2	51	0	43	0	35	2	220
4:15	1	47	3	51	1	57	0	55	0	33	5	243
4:30	0	46	0	56	1	52	0	59	0	40	1	253
4:45	0	38	0	33	1	55	1	31	0	45	2	202
5:00	0	59	0	70	0	54	0	61	0	51	0	295
5:15	1	45	1	63	0	65	0	43	1	35	3	251
5:30	0	60	1	57	1	60	1	41	0	42	3	260
5:45	2	32	2	29	2	43	3	46	1	43	10	193
6:00	2	47	0	43	2	33	1	37	2	32	7	192
6:15	0	40	0	36	0	51	0	28	5	21	5	176
6:30	0	19	5	34	2	33	3	30	0	20	10	136
6:45	2	16	6	17	3	17	1	26	1	18	13	94
7:00	2	18	10	22	5	21	8	21	1	15	26	97
7:15	3	21	8	26	10	27	2	15	5	15	28	104
7:30	8	54	10	68	6	64	5	36	3	31	32	253
7:45	10	40	24	39	4	29	4	35	4	26	46	169
8:00	22	17	20	15	15	16	12	25	10	19	79	92
8:15	10	7	8	11	13	8	9	15	7	11	47	52
8:30	3	7	6	5	3	5	12	10	7	10	31	37
8:45	8	7	6	5	8	0	3	2	6	6	31	20
9:00	12	4	12	3	23	4	7	6	10	3	64	20
9:15	6	4	10	6	13	1	7	4	6	4	42	19
9:30	7	3	7	3	7	3	4	2	10	5	35	16
9:45	9	1	11	2	5	2	5	1	10	3	40	9
10:00	12	3	13	3	10	3	8	2	13	11	56	22
10:15	7	0	9	2	10	2	10	2	9	4	45	10
10:30	7	3	12	2	11	2	8	0	9	0	47	7
10:45	3	1	10	1	17	1	10	0	14	0	54	3
11:00	17	0	8	1	8	0	18	1	8	3	59	5
11:15	9	2	14	3	13	0	12	0	6	3	54	8
11:30	8	3	8	1	11	1	21	4	10	1	58	10
11:45	12	1	13	0	19	1	10	1	8	3	62	6
<b>Totals</b>	<b>185</b>	<b>1033</b>	<b>245</b>	<b>1198</b>	<b>232</b>	<b>1164</b>	<b>192</b>	<b>1080</b>	<b>181</b>	<b>975</b>	<b>1035</b>	<b>5450</b>
<b>Day Total</b>	<b>1218</b>		<b>1443</b>		<b>1396</b>		<b>1272</b>		<b>1156</b>		<b>6485</b>	
<b>AM Pct</b>	15.2%		17.0%		16.6%		15.1%		15.7%			

Peak Hour  
 Peak Volume  
 P.H.F

**AECOM**

7:00-8:00 AM	23	52	25	19	13	26
7:15-8:15 AM	43	62	35	23	22	37
7:30-8:30 AM	50	62	38	30	24	41
7:45-8:45 AM	45	58	35	37	28	41
8:00-9:00 AM	43	40	39	36	30	38

4:00-5:00 PM	174	188	215	188	153	184
4:15-5:15 PM	190	210	218	206	169	199
4:30-5:30 PM	188	222	226	194	171	200
4:45-5:45 PM	202	223	234	176	173	202
5:00-6:00 PM	196	219	222	191	171	200

Client: AECOM  
 File Number:  
 Route: L-3b  
 Location:

Site Ref: L-3b  
 Direction: IN

Count Date Count Time	10/16/2023		10/17/2023		10/18/2023		10/19/2023		10/20/2023		AM	PM
	AM	PM	AM	PM	AM	PM	AM	PM	AM	PM		
0:00	1	3	1	4	2	3	1	2	0	6	5	18
0:15	0	5	0	1	0	1	0	1	0	2	0	10
0:30	0	3	0	1	0	6	0	4	2	2	2	16
0:45	0	2	0	2	0	0	0	5	0	6	0	15
1:00	0	1	0	3	0	3	0	4	2	2	2	13
1:15	0	3	0	1	0	1	0	3	1	0	1	8
1:30	0	1	0	2	0	5	0	4	0	4	0	16
1:45	0	3	0	3	0	5	0	4	0	7	0	22
2:00	0	3	0	9	0	3	0	6	0	4	0	25
2:15	0	4	0	5	0	3	0	9	0	3	0	24
2:30	0	2	0	1	0	5	0	4	0	4	0	16
2:45	0	2	0	3	0	5	0	3	0	3	0	16
3:00	0	3	0	4	0	0	0	2	0	4	0	13
3:15	2	6	1	7	0	4	0	3	0	1	3	21
3:30	0	2	0	4	0	3	1	8	1	1	2	18
3:45	1	10	1	6	3	10	0	6	1	1	6	33
4:00	1	2	1	5	3	6	0	6	0	7	5	26
4:15	0	4	0	9	1	10	1	3	1	4	3	30
4:30	1	9	2	8	1	7	3	6	1	10	8	40
4:45	7	9	2	9	8	4	4	2	3	6	24	30
5:00	4	8	3	6	2	4	2	5	2	3	13	26
5:15	1	10	5	7	3	11	8	0	3	0	20	28
5:30	5	4	12	4	4	2	6	3	4	2	31	15
5:45	4	4	8	4	10	1	12	3	8	4	42	16
6:00	2	7	6	3	6	6	8	0	4	5	26	21
6:15	13	5	12	2	9	2	17	4	13	12	64	25
6:30	15	7	8	14	30	6	6	4	14	6	73	37
6:45	7	3	10	10	7	3	10	8	15	2	49	26
7:00	2	1	7	4	7	3	4	4	7	1	27	13
7:15	2	2	6	3	4	2	2	2	5	1	19	10
7:30	6	1	7	3	6	2	9	3	9	0	37	9
7:45	4	7	9	2	1	4	5	3	6	3	25	19
8:00	2	2	6	0	1	3	6	2	4	1	19	8
8:15	1	2	6	0	9	1	4	3	2	0	22	6
8:30	5	1	2	3	7	0	3	2	4	0	21	6
8:45	4	6	2	5	3	2	6	1	7	0	22	14
9:00	4	0	3	3	3	0	3	2	10	0	23	5
9:15	5	0	0	1	5	3	1	0	2	1	13	5
9:30	1	0	3	0	1	1	2	0	5	1	12	2
9:45	1	2	3	1	2	2	4	2	3	0	13	7
10:00	5	0	5	2	4	0	4	0	3	3	21	5
10:15	6	0	0	1	2	1	2	0	2	0	12	2
10:30	4	2	2	3	3	1	4	2	0	4	13	12
10:45	3	0	0	2	3	1	4	6	6	8	16	17
11:00	4	0	3	3	0	1	3	0	1	1	11	5
11:15	1	2	1	0	3	0	1	0	3	0	9	2
11:30	1	0	3	0	2	1	1	2	5	2	12	5
11:45	3	0	7	0	0	1	1	0	0	1	11	2
<b>Totals</b>	<b>128</b>	<b>153</b>	<b>147</b>	<b>173</b>	<b>155</b>	<b>148</b>	<b>148</b>	<b>146</b>	<b>159</b>	<b>138</b>	<b>737</b>	<b>758</b>
<b>Day Total</b>	<b>281</b>		<b>320</b>		<b>303</b>		<b>294</b>		<b>297</b>		<b>1495</b>	
<b>AM Pct</b>	45.6%		45.9%		51.2%		50.3%		53.5%			

Peak Hour  
 Peak Volume  
 P.H.F

**AECOM**

7:00-8:00 AM	14	29	18	20	27	22
7:15-8:15 AM	14	28	12	22	24	20
7:30-8:30 AM	13	28	17	24	21	21
7:45-8:45 AM	12	23	18	18	16	17
8:00-9:00 AM	12	16	20	19	17	17

4:00-5:00 PM	24	31	27	17	27	25
4:15-5:15 PM	30	32	25	16	23	25
4:30-5:30 PM	36	30	26	13	19	25
4:45-5:45 PM	31	26	21	10	11	20
5:00-6:00 PM	26	21	18	11	9	17

Client: AECOM  
 File Number:  
 Route: L-3b  
 Location:

Site Ref: L-3b  
 Direction: OUT

Count Date Count Time	10/16/2023		10/17/2023		10/18/2023		10/19/2023		10/20/2023		AM	PM
	AM	PM	AM	PM	AM	PM	AM	PM	AM	PM		
0:00	3	5	1	4	1	4	0	7	0	4	5	24
0:15	0	3	0	0	0	1	0	1	4	12	4	17
0:30	0	0	0	1	0	6	0	9	0	2	0	18
0:45	1	1	0	1	0	1	1	3	1	9	3	15
1:00	1	4	1	3	4	2	2	2	3	8	11	19
1:15	0	5	0	5	0	4	0	2	1	0	1	16
1:30	0	7	0	7	0	9	0	12	0	6	0	41
1:45	0	5	0	2	0	4	0	3	1	3	1	17
2:00	0	2	2	2	1	3	3	4	1	2	7	13
2:15	0	4	0	12	0	11	1	9	0	6	1	42
2:30	1	5	1	5	1	11	1	5	0	5	4	31
2:45	0	3	0	4	0	6	0	2	0	8	0	23
3:00	0	9	0	12	0	7	0	9	0	4	0	41
3:15	0	15	0	11	0	5	0	11	0	2	0	44
3:30	1	16	2	15	0	19	1	9	1	13	5	72
3:45	0	9	0	4	0	1	0	3	0	2	0	19
4:00	0	4	0	13	0	8	0	6	0	3	0	34
4:15	0	5	0	16	0	6	0	6	0	11	0	44
4:30	4	8	2	3	2	19	3	3	1	10	12	43
4:45	0	8	0	1	1	5	1	6	0	1	2	21
5:00	0	4	0	8	0	7	0	5	0	6	0	30
5:15	0	7	0	10	0	8	0	3	0	2	0	30
5:30	1	2	3	10	1	6	2	4	0	1	7	23
5:45	1	7	2	9	4	2	2	6	1	5	10	29
6:00	1	13	0	8	1	17	2	8	3	4	7	50
6:15	0	5	4	7	2	7	1	7	4	7	11	33
6:30	2	7	0	16	16	5	1	3	0	11	19	42
6:45	13	5	14	3	13	2	2	1	2	3	44	14
7:00	4	7	10	6	5	7	2	7	8	4	29	31
7:15	7	8	8	9	7	6	4	8	7	4	33	35
7:30	6	10	10	18	10	10	12	12	10	18	48	68
7:45	10	20	6	4	4	10	3	7	10	5	33	46
8:00	2	4	6	3	1	2	2	4	8	4	19	17
8:15	6	4	6	5	4	3	4	1	6	1	26	14
8:30	4	4	3	1	6	1	8	2	3	1	24	9
8:45	3	2	1	1	2	0	6	0	5	0	17	3
9:00	2	1	3	7	4	3	6	3	6	1	21	15
9:15	4	2	2	1	4	2	4	0	4	0	18	5
9:30	4	6	4	0	2	2	2	3	3	5	15	16
9:45	0	3	2	2	4	3	2	2	3	1	11	11
10:00	2	1	4	1	2	2	4	2	6	0	18	6
10:15	3	1	2	3	3	1	2	3	3	0	13	8
10:30	4	1	4	9	4	5	2	3	1	2	15	20
10:45	3	1	0	2	4	3	3	5	3	2	13	13
11:00	7	4	5	3	6	2	4	5	2	5	24	19
11:15	3	0	1	2	3	0	2	1	8	1	17	4
11:30	2	5	1	5	2	5	8	11	4	7	17	33
11:45	3	1	4	2	0	1	1	0	2	3	10	7
<b>Totals</b>	<b>108</b>	<b>253</b>	<b>114</b>	<b>276</b>	<b>124</b>	<b>254</b>	<b>104</b>	<b>228</b>	<b>125</b>	<b>214</b>	<b>575</b>	<b>1225</b>
<b>Day Total</b>	<b>361</b>		<b>390</b>		<b>378</b>		<b>332</b>		<b>339</b>		<b>1800</b>	
<b>AM Pct</b>	29.9%		29.2%		32.8%		31.3%		36.9%			

Peak Hour  
 Peak Volume  
 P.H.F

**AECOM**

7:00-8:00 AM	27	34	26	21	35	29
7:15-8:15 AM	25	30	22	21	35	27
7:30-8:30 AM	24	28	19	21	34	25
7:45-8:45 AM	22	21	15	17	27	20
8:00-9:00 AM	15	16	13	20	22	17

4:00-5:00 PM	25	33	38	21	25	28
4:15-5:15 PM	25	28	37	20	28	28
4:30-5:30 PM	27	22	39	17	19	25
4:45-5:45 PM	21	29	26	18	10	21
5:00-6:00 PM	20	37	23	18	14	22



Client: AECOM  
 File Number:  
 Route: L-9a  
 Location:

Site Ref: L-9a  
 Direction: IN

Count Date	10/16/2023		10/17/2023		10/18/2023		10/19/2023		10/20/2023			
	AM	PM	AM	PM	AM	PM	AM	PM	AM	PM	AM	PM
0:00	0	3	0	3	0	4	0	3	1	1	1	14
0:15	0	3	0	1	1	1	1	2	0	3	2	10
0:30	0	1	0	2	0	0	0	2	2	2	2	7
0:45	0	1	0	3	1	2	0	2	0	1	1	9
1:00	0	2	2	0	0	1	1	3	1	2	4	8
1:15	0	5	0	3	0	1	0	1	0	2	0	12
1:30	0	0	0	2	0	1	0	1	0	2	0	6
1:45	0	5	0	6	0	4	0	5	0	4	0	24
2:00	0	6	0	2	0	1	0	3	0	0	0	12
2:15	0	1	0	0	0	1	0	1	0	1	0	4
2:30	0	2	0	3	0	2	0	1	0	2	0	10
2:45	0	4	0	4	0	1	0	3	0	4	0	16
3:00	0	4	0	4	0	5	0	3	0	3	0	19
3:15	0	1	0	0	0	1	0	1	0	2	0	5
3:30	0	2	0	1	0	2	0	2	0	0	0	7
3:45	2	2	2	0	2	1	0	1	0	1	6	5
4:00	0	1	2	2	1	3	1	0	1	0	5	6
4:15	0	2	0	2	0	0	1	1	0	3	1	8
4:30	0	1	0	2	0	0	0	2	0	0	0	5
4:45	0	0	0	1	0	0	0	0	0	0	0	1
5:00	0	0	0	0	0	0	0	0	0	1	0	1
5:15	1	0	0	2	2	2	1	0	0	0	4	4
5:30	0	0	0	1	0	0	0	2	1	0	1	3
5:45	0	1	1	1	0	1	0	0	0	0	1	3
6:00	0	0	0	0	0	0	0	0	0	0	0	0
6:15	1	1	2	0	0	0	1	0	1	1	5	2
6:30	1	1	1	0	3	1	1	0	3	2	9	4
6:45	2	0	3	1	1	0	2	4	0	0	8	5
7:00	3	2	3	1	3	2	2	1	0	1	11	7
7:15	2	0	3	1	6	0	4	2	4	0	19	3
7:30	5	1	5	0	6	0	2	0	4	2	22	3
7:45	2	0	1	0	1	0	1	0	2	0	7	0
8:00	1	0	1	0	1	0	2	0	3	0	8	0
8:15	1	0	0	0	1	0	1	0	0	0	3	0
8:30	1	1	0	0	0	2	1	2	1	0	3	5
8:45	1	0	1	1	0	0	0	3	0	1	2	5
9:00	0	0	1	0	2	0	0	0	1	0	4	0
9:15	0	0	0	0	0	0	1	1	2	0	3	1
9:30	2	1	1	0	0	0	1	0	2	0	6	1
9:45	2	0	0	1	2	0	4	1	2	0	10	2
10:00	5	1	4	0	3	0	4	0	3	0	19	1
10:15	3	1	3	0	4	0	2	1	1	0	13	2
10:30	0	1	0	0	4	0	1	0	2	0	7	1
10:45	1	0	0	0	0	0	3	0	1	0	5	0
11:00	2	0	1	0	1	0	2	0	1	0	7	0
11:15	3	0	1	0	1	0	2	1	3	0	10	1
11:30	2	0	2	0	2	0	2	0	1	1	9	1
11:45	0	1	2	2	1	1	4	1	1	1	8	6
<b>Totals</b>	<b>43</b>	<b>58</b>	<b>42</b>	<b>52</b>	<b>49</b>	<b>40</b>	<b>48</b>	<b>56</b>	<b>44</b>	<b>43</b>	<b>226</b>	<b>249</b>
<b>Day Total</b>	<b>101</b>		<b>94</b>		<b>89</b>		<b>104</b>		<b>87</b>		<b>475</b>	
<b>AM Pct</b>	42.6%		44.7%		55.1%		46.2%		50.6%			

Peak Hour  
 Peak Volume  
 P.H.F

**AECOM**

7:00-8:00 AM	12	12	16	9	10	12
7:15-8:15 AM	10	10	14	9	13	11
7:30-8:30 AM	9	7	9	6	9	8
7:45-8:45 AM	5	2	3	5	6	4
8:00-9:00 AM	4	2	2	4	4	3

4:00-5:00 PM	4	7	3	3	3	4
4:15-5:15 PM	3	5	0	3	4	3
4:30-5:30 PM	1	5	2	2	1	2
4:45-5:45 PM	0	4	2	2	1	2
5:00-6:00 PM	1	4	3	2	1	2

Client: AECOM  
 File Number:  
 Route: L-9a  
 Location:

Site Ref: L-9a  
 Direction: OUT

Count Date	10/16/2023		10/17/2023		10/18/2023		10/19/2023		10/20/2023			
Count Time	AM	PM	AM	PM	AM	PM	AM	PM	AM	PM	AM	PM
0:00	0	5	0	4	0	3	0	7	0	3	0	22
0:15	0	1	0	2	0	3	0	3	0	3	0	12
0:30	0	3	0	1	0	2	1	2	0	1	1	9
0:45	0	2	0	0	0	0	0	0	2	1	2	3
1:00	0	2	0	4	1	1	0	1	0	2	1	10
1:15	0	2	0	2	0	1	0	2	0	2	0	9
1:30	0	2	0	4	0	1	0	4	0	3	0	14
1:45	0	5	0	2	0	1	0	4	0	1	0	13
2:00	0	7	0	3	0	2	0	6	0	3	0	21
2:15	0	1	0	4	0	3	0	2	0	1	0	11
2:30	0	2	0	2	0	1	0	1	1	0	1	6
2:45	0	2	0	1	0	0	0	1	0	2	0	6
3:00	0	1	0	1	0	0	0	0	0	1	0	3
3:15	0	0	0	1	0	0	0	0	0	0	0	1
3:30	0	1	0	0	0	1	0	1	0	3	0	6
3:45	0	4	0	1	0	1	0	1	0	0	0	7
4:00	0	1	1	0	0	3	0	1	0	1	1	6
4:15	1	0	0	1	0	0	0	0	0	0	1	1
4:30	1	3	0	2	0	4	0	3	1	1	2	13
4:45	0	1	1	2	1	2	1	1	0	3	3	9
5:00	0	2	0	2	0	0	0	3	0	0	0	7
5:15	0	0	0	1	0	1	0	1	1	0	1	3
5:30	0	1	0	1	1	1	1	0	0	3	2	6
5:45	0	0	2	2	0	1	0	1	0	0	2	4
6:00	0	1	0	1	0	0	0	1	0	1	0	4
6:15	0	2	0	1	1	3	1	2	1	1	3	9
6:30	1	2	3	1	1	1	2	0	3	1	10	5
6:45	2	0	0	0	3	1	0	2	0	0	5	3
7:00	8	0	3	0	5	1	2	1	4	1	22	3
7:15	2	1	5	1	1	1	4	1	0	1	12	5
7:30	3	1	0	0	2	0	3	0	2	0	10	1
7:45	0	1	0	1	3	0	0	1	1	1	4	4
8:00	2	1	3	0	3	2	1	0	2	0	11	3
8:15	0	1	2	1	1	0	2	1	1	0	6	3
8:30	0	0	0	0	1	1	0	0	2	1	3	2
8:45	2	0	0	0	0	0	3	1	3	0	8	1
9:00	3	0	2	1	2	1	3	1	1	0	11	3
9:15	2	1	5	0	5	0	2	3	2	1	16	5
9:30	0	0	0	0	0	0	0	0	2	0	2	0
9:45	1	0	0	1	1	0	0	0	2	0	4	1
10:00	4	1	0	0	0	0	4	2	2	0	8	1
10:15	1	1	1	0	1	0	1	0	3	0	7	1
10:30	2	1	4	0	5	0	4	1	2	0	17	2
10:45	2	0	1	0	2	0	2	0	1	0	8	0
11:00	0	1	2	0	2	0	3	0	1	0	8	1
11:15	3	0	0	0	1	0	3	0	2	0	9	0
11:30	3	0	1	0	1	0	2	0	0	0	7	0
11:45	1	0	2	0	4	0	4	1	3	0	14	1
<b>Totals</b>	<b>44</b>	<b>63</b>	<b>38</b>	<b>51</b>	<b>48</b>	<b>43</b>	<b>47</b>	<b>61</b>	<b>45</b>	<b>42</b>	<b>222</b>	<b>260</b>
<b>Day Total</b>	<b>107</b>		<b>89</b>		<b>91</b>		<b>108</b>		<b>87</b>		<b>482</b>	
<b>AM Pct</b>	41.1%		42.7%		52.7%		43.5%		51.7%			

Peak Hour  
 Peak Volume  
 P.H.F

**AECOM**

7:00-8:00 AM	13	8	11	9	7	10
7:15-8:15 AM	7	8	9	8	5	7
7:30-8:30 AM	5	5	9	6	6	6
7:45-8:45 AM	2	5	8	3	6	5
8:00-9:00 AM	4	5	5	6	8	6

4:00-5:00 PM	5	5	9	5	5	6
4:15-5:15 PM	6	7	6	7	4	6
4:30-5:30 PM	6	7	7	8	4	6
4:45-5:45 PM	4	6	4	5	6	5
5:00-6:00 PM	3	6	3	5	3	4

Client: AECOM  
 File Number:  
 Route: PS-1a  
 Location:

Site Ref: PS-1a  
 Direction: IN

Count Date Count Time	10/16/2023		10/17/2023		10/18/2023		10/19/2023		10/20/2023		AM	PM
	AM	PM	AM	PM	AM	PM	AM	PM	AM	PM		
0:00	0	7	0	8	0	6	0	6	0	8	0	35
0:15	0	5	0	3	3	5	1	7	0	2	4	22
0:30	0	7	0	6	0	6	0	7	1	5	1	31
0:45	0	4	1	12	0	8	2	4	1	11	4	39
1:00	0	12	0	10	2	8	0	9	0	6	2	45
1:15	0	9	0	6	0	8	0	12	1	6	1	41
1:30	0	2	0	5	2	7	0	6	1	6	3	26
1:45	0	9	0	5	0	7	2	14	0	2	2	37
2:00	0	12	0	8	1	17	0	7	1	6	2	50
2:15	0	14	2	11	0	14	0	9	0	8	2	56
2:30	0	5	0	5	1	4	0	9	0	5	1	28
2:45	0	5	0	8	1	7	0	2	1	5	2	27
3:00	0	7	0	6	0	10	0	3	0	7	0	33
3:15	0	3	0	5	0	1	0	7	1	7	1	23
3:30	3	1	3	6	1	10	2	4	2	3	11	24
3:45	4	4	3	1	4	8	5	6	5	6	21	25
4:00	1	6	5	9	2	11	2	3	2	11	12	40
4:15	2	11	3	11	2	5	2	8	2	11	11	46
4:30	4	4	2	4	1	7	3	9	2	1	12	25
4:45	5	3	5	4	5	5	5	9	2	4	22	25
5:00	6	1	3	5	3	8	3	6	2	8	17	28
5:15	7	6	5	4	4	9	4	11	10	4	30	34
5:30	9	5	11	3	10	7	12	5	6	2	48	22
5:45	17	7	17	6	17	6	14	7	12	5	77	31
6:00	17	13	12	10	12	8	16	17	10	15	67	63
6:15	12	21	19	11	22	26	27	18	35	16	115	92
6:30	27	9	21	12	26	8	20	17	11	10	105	56
6:45	15	8	22	8	14	6	18	7	13	4	82	33
7:00	18	2	16	7	8	1	16	5	15	1	73	16
7:15	12	6	9	2	9	3	18	5	5	3	53	19
7:30	9	2	11	1	11	4	12	4	13	3	56	14
7:45	5	1	10	3	5	5	8	4	5	5	33	18
8:00	13	1	14	2	11	5	10	2	12	3	60	13
8:15	9	1	7	3	8	0	16	3	9	0	49	7
8:30	15	3	16	0	21	4	12	3	14	2	78	12
8:45	13	1	12	5	12	2	11	2	6	1	54	11
9:00	9	2	11	2	10	3	10	1	8	2	48	10
9:15	10	5	6	1	9	2	10	2	7	2	42	12
9:30	10	2	3	3	5	3	7	0	11	0	36	8
9:45	13	3	8	3	5	5	6	8	9	3	41	22
10:00	4	8	4	8	8	8	6	6	9	3	31	33
10:15	5	11	9	14	8	15	10	8	5	8	37	56
10:30	8	9	4	10	7	4	9	7	5	4	33	34
10:45	7	2	14	1	4	4	12	1	4	3	41	11
11:00	6	0	7	0	8	2	5	0	2	1	28	3
11:15	1	2	9	0	9	2	6	1	6	0	31	5
11:30	7	0	6	0	5	0	12	1	11	0	41	1
11:45	3	0	5	1	7	0	8	0	8	0	31	1
<b>Totals</b>	<b>306</b>	<b>261</b>	<b>315</b>	<b>258</b>	<b>303</b>	<b>304</b>	<b>342</b>	<b>292</b>	<b>285</b>	<b>228</b>	<b>1551</b>	<b>1343</b>
<b>Day Total</b>	<b>567</b>		<b>573</b>		<b>607</b>		<b>634</b>		<b>513</b>		<b>2894</b>	
<b>AM Pct</b>	54.0%		55.0%		49.9%		53.9%		55.6%			

Peak Hour  
 Peak Volume  
 P.H.F

**AECOM**

7:00-8:00 AM	44	46	33	54	38	43
7:15-8:15 AM	39	44	36	48	35	40
7:30-8:30 AM	36	42	35	46	39	40
7:45-8:45 AM	42	47	45	46	40	44
8:00-9:00 AM	50	49	52	49	41	48

4:00-5:00 PM	24	28	28	29	27	27
4:15-5:15 PM	19	24	25	32	24	25
4:30-5:30 PM	14	17	29	35	17	22
4:45-5:45 PM	15	16	29	31	18	22
5:00-6:00 PM	19	18	30	29	19	23

Client: AECOM  
 File Number:  
 Route: PS-1a  
 Location:

Site Ref: PS-1a  
 Direction: OUT

Count Date Count Time	10/16/2023		10/17/2023		10/18/2023		10/19/2023		10/20/2023		AM	PM
	AM	PM	AM	PM	AM	PM	AM	PM	AM	PM		
0:00	3	3	1	9	1	2	5	3	5	12	15	29
0:15	2	9	1	4	5	8	3	4	4	7	15	32
0:30	2	7	4	9	2	7	3	10	3	9	14	42
0:45	1	2	5	14	2	12	3	8	5	5	16	41
1:00	1	6	8	4	6	19	7	5	6	4	28	38
1:15	0	12	5	5	5	5	2	8	3	8	15	38
1:30	0	11	2	8	0	13	2	15	1	12	5	59
1:45	0	10	2	9	1	13	3	13	2	9	8	54
2:00	0	9	2	10	6	5	4	15	4	11	16	50
2:15	0	10	1	14	1	12	0	6	1	16	3	58
2:30	0	11	0	11	0	11	0	16	1	13	1	62
2:45	0	13	0	8	1	15	0	14	0	8	1	58
3:00	0	12	0	17	2	13	0	15	0	18	2	75
3:15	0	15	0	22	1	22	0	23	1	17	2	99
3:30	0	28	0	21	0	24	1	27	2	26	3	126
3:45	0	17	1	19	1	21	0	14	1	16	3	87
4:00	0	16	3	17	1	18	3	19	1	14	8	84
4:15	0	13	0	24	1	13	1	23	1	10	3	83
4:30	2	22	2	22	5	16	7	18	4	20	20	98
4:45	1	18	0	11	0	16	0	22	0	18	1	85
5:00	0	14	0	19	1	32	2	22	0	23	3	110
5:15	1	19	3	23	1	15	0	22	1	18	6	97
5:30	1	22	4	21	3	28	2	21	2	21	12	113
5:45	1	14	0	13	1	15	3	21	1	8	6	71
6:00	2	15	3	16	1	10	0	18	1	8	7	67
6:15	3	16	3	19	5	11	4	10	3	11	18	67
6:30	4	12	5	10	8	12	8	18	4	20	29	72
6:45	6	12	11	12	10	16	9	19	8	12	44	71
7:00	23	17	25	15	25	19	24	9	24	13	121	73
7:15	18	21	31	19	28	15	26	16	29	10	132	81
7:30	42	14	33	19	36	18	35	14	27	11	173	76
7:45	12	7	9	13	11	13	11	18	11	17	54	68
8:00	10	6	7	10	6	5	8	14	5	7	36	42
8:15	2	7	1	6	5	11	5	9	2	3	15	36
8:30	4	4	1	6	1	2	4	10	3	3	13	25
8:45	1	3	1	4	1	5	2	7	2	5	7	24
9:00	2	8	3	3	3	9	4	1	3	6	15	27
9:15	2	3	0	8	3	5	5	1	3	4	13	21
9:30	4	10	6	6	7	5	2	3	2	3	21	27
9:45	1	0	3	2	5	4	1	8	1	1	11	15
10:00	0	2	3	6	1	3	6	7	6	1	16	19
10:15	5	1	3	1	5	1	6	3	1	4	20	10
10:30	10	3	8	7	6	5	7	6	5	9	36	30
10:45	4	6	7	5	4	7	4	7	6	4	25	29
11:00	6	11	5	6	4	11	9	12	6	13	30	53
11:15	7	7	4	7	8	12	3	8	2	9	24	43
11:30	7	5	5	11	6	12	10	10	5	6	33	44
11:45	9	4	4	6	8	4	6	4	7	5	34	23
<b>Totals</b>	<b>199</b>	<b>507</b>	<b>225</b>	<b>551</b>	<b>244</b>	<b>570</b>	<b>250</b>	<b>596</b>	<b>215</b>	<b>508</b>	<b>1133</b>	<b>2732</b>
<b>Day Total</b>	<b>706</b>		<b>776</b>		<b>814</b>		<b>846</b>		<b>723</b>		<b>3865</b>	
<b>AM Pct</b>	28.2%		29.0%		30.0%		29.6%		29.7%			

Peak Hour  
 Peak Volume  
 P.H.F

**AECOM**

7:00-8:00 AM	95	98	100	96	91	96
7:15-8:15 AM	82	80	81	80	72	79
7:30-8:30 AM	66	50	58	59	45	56
7:45-8:45 AM	28	18	23	28	21	24
8:00-9:00 AM	17	10	13	19	12	14

4:00-5:00 PM	69	74	63	82	62	70
4:15-5:15 PM	67	76	77	85	71	75
4:30-5:30 PM	73	75	79	84	79	78
4:45-5:45 PM	73	74	91	87	80	81
5:00-6:00 PM	69	76	90	86	70	78

Client: AECOM  
 File Number:  
 Route: PS-1b  
 Location:

Site Ref: PS-1b  
 Direction: IN

Count Date	10/16/2023		10/17/2023		10/18/2023		10/19/2023		10/20/2023		AM	PM
	AM	PM	AM	PM	AM	PM	AM	PM	AM	PM		
0:00	0	16	0	4	0	19	0	12	0	12	0	63
0:15	1	5	0	17	0	13	0	14	0	10	1	59
0:30	0	14	0	5	0	10	0	12	0	4	0	45
0:45	0	14	0	15	1	19	0	13	0	18	1	79
1:00	1	7	0	11	1	12	1	21	1	9	4	60
1:15	0	13	0	17	0	6	1	17	0	5	1	58
1:30	0	10	0	15	0	7	0	13	0	7	0	52
1:45	0	8	0	9	0	14	0	12	0	11	0	54
2:00	0	6	0	9	0	19	0	12	1	13	1	59
2:15	0	9	0	8	0	8	0	14	0	12	0	51
2:30	0	9	0	12	0	13	1	9	0	13	1	56
2:45	0	12	0	5	0	12	0	14	0	8	0	51
3:00	0	6	0	7	0	7	0	6	0	9	0	35
3:15	0	6	0	5	1	4	0	17	0	10	1	42
3:30	1	7	0	9	0	10	2	9	1	10	4	45
3:45	1	4	2	7	0	13	2	13	1	6	6	43
4:00	0	3	1	12	4	6	1	6	1	7	7	34
4:15	2	12	1	9	3	9	4	7	2	7	12	44
4:30	4	7	1	7	4	5	2	17	7	8	18	44
4:45	4	3	2	4	6	2	5	19	1	5	18	33
5:00	3	12	3	5	2	5	3	15	2	4	13	41
5:15	8	5	6	5	4	7	1	17	3	4	22	38
5:30	9	4	13	7	17	7	11	15	5	4	55	37
5:45	15	6	20	7	20	13	18	15	14	10	87	51
6:00	16	21	27	24	13	24	19	26	14	19	89	114
6:15	21	27	24	38	23	42	15	39	27	30	110	176
6:30	24	19	30	24	31	25	17	28	19	20	121	116
6:45	26	3	27	9	28	12	20	12	28	8	129	44
7:00	19	2	19	7	16	7	19	7	11	6	84	29
7:15	21	6	15	4	22	10	15	9	23	5	96	34
7:30	14	4	17	4	16	5	31	3	14	5	92	21
7:45	24	2	19	4	16	3	27	3	10	7	96	19
8:00	19	3	26	3	22	5	21	2	16	3	104	16
8:15	16	2	13	3	8	6	19	2	24	3	80	16
8:30	21	0	21	2	20	5	20	1	18	0	100	8
8:45	17	1	20	1	18	3	20	1	10	2	85	8
9:00	12	1	16	1	23	4	25	2	13	0	89	8
9:15	13	4	20	4	25	2	16	1	13	5	87	16
9:30	12	1	12	5	18	0	25	1	17	3	84	10
9:45	20	3	11	4	14	0	21	1	18	3	84	11
10:00	10	2	16	6	14	4	22	6	10	5	72	23
10:15	15	6	23	8	18	10	24	5	16	8	96	37
10:30	14	5	18	5	12	4	23	3	15	5	82	22
10:45	10	0	12	0	24	0	12	0	16	0	74	0
11:00	11	0	9	0	16	3	16	1	9	2	61	6
11:15	6	1	5	0	9	1	9	1	10	0	39	3
11:30	10	0	9	0	14	0	13	2	10	1	56	3
11:45	11	0	12	0	14	0	15	1	12	2	64	3
<b>Totals</b>	<b>431</b>	<b>311</b>	<b>470</b>	<b>367</b>	<b>497</b>	<b>415</b>	<b>516</b>	<b>476</b>	<b>412</b>	<b>348</b>	<b>2326</b>	<b>1917</b>
<b>Day Total</b>	<b>742</b>		<b>837</b>		<b>912</b>		<b>992</b>		<b>760</b>		<b>4243</b>	
<b>AM Pct</b>	58.1%		56.2%		54.5%		52.0%		54.2%			

Peak Hour  
 Peak Volume  
 P.H.F

**AECOM**

7:00-8:00 AM	78	70	70	92	58	74
7:15-8:15 AM	78	77	76	94	63	78
7:30-8:30 AM	73	75	62	98	64	74
7:45-8:45 AM	80	79	66	87	68	76
8:00-9:00 AM	73	80	68	80	68	74

4:00-5:00 PM	25	32	22	49	27	31
4:15-5:15 PM	34	25	21	58	24	32
4:30-5:30 PM	27	21	19	68	21	31
4:45-5:45 PM	24	21	21	66	17	30
5:00-6:00 PM	27	24	32	62	22	33

Client: AECOM  
 File Number:  
 Route: PS-1b  
 Location:

Site Ref: PS-1b  
 Direction: OUT

Count Date	10/16/2023		10/17/2023		10/18/2023		10/19/2023		10/20/2023			
Count Time	AM	PM	AM	PM	AM	PM	AM	PM	AM	PM	AM	PM
0:00	1	6	2	8	4	8	2	15	6	9	15	46
0:15	2	9	3	5	1	3	1	14	3	7	10	38
0:30	3	6	4	16	3	7	7	19	5	10	22	58
0:45	0	15	3	5	2	7	0	9	0	7	5	43
1:00	0	7	3	17	4	10	0	12	0	6	7	52
1:15	0	6	1	6	0	21	1	8	2	7	4	48
1:30	2	11	1	17	0	15	2	12	1	13	6	68
1:45	3	14	1	6	1	15	1	10	1	9	7	54
2:00	1	8	1	13	1	10	3	13	3	8	9	52
2:15	0	10	1	17	0	14	0	9	0	11	1	61
2:30	0	10	0	12	0	18	0	25	0	11	0	76
2:45	0	7	0	11	2	11	1	21	0	7	3	57
3:00	0	15	0	12	1	10	0	22	0	15	1	74
3:15	1	16	0	15	0	20	0	17	0	17	1	85
3:30	0	17	0	22	0	24	1	17	2	24	3	104
3:45	2	8	1	13	0	17	1	17	0	21	4	76
4:00	0	20	0	21	1	18	0	17	0	20	1	96
4:15	2	15	2	13	0	18	0	18	1	7	5	71
4:30	1	11	4	24	5	11	0	15	1	16	11	77
4:45	1	10	0	20	2	19	2	9	1	13	6	71
5:00	1	17	1	13	2	16	0	19	1	20	5	85
5:15	1	24	2	21	2	27	1	17	1	29	7	118
5:30	0	18	0	21	4	18	4	21	1	16	9	94
5:45	0	18	1	20	3	22	0	20	1	20	5	100
6:00	4	20	4	15	2	13	0	16	1	20	11	84
6:15	8	15	3	15	1	24	5	16	2	14	19	84
6:30	0	9	2	18	3	18	1	8	2	16	8	69
6:45	2	9	3	15	3	26	2	17	5	13	15	80
7:00	1	18	12	17	10	10	6	17	6	11	35	73
7:15	17	15	35	12	35	23	27	12	25	12	139	74
7:30	35	12	21	10	33	14	23	20	35	15	147	71
7:45	15	3	15	8	13	11	19	21	17	10	79	53
8:00	11	7	7	12	7	12	15	15	9	9	49	55
8:15	1	6	1	4	4	12	2	15	3	1	11	38
8:30	3	14	7	8	5	4	2	11	2	3	19	40
8:45	2	4	2	2	2	5	3	9	3	6	12	26
9:00	4	4	2	8	3	7	3	4	1	2	13	25
9:15	1	4	3	5	6	11	4	9	4	4	18	33
9:30	2	9	1	8	11	7	4	5	5	6	23	35
9:45	1	1	4	4	2	5	4	4	4	3	15	17
10:00	5	4	2	3	3	4	7	6	1	1	18	18
10:15	3	3	7	3	2	7	11	4	8	6	31	23
10:30	7	2	4	6	5	2	3	5	7	2	26	17
10:45	4	2	4	1	4	3	6	5	2	6	20	17
11:00	1	5	6	7	4	7	8	5	7	6	26	30
11:15	2	9	1	7	8	13	3	8	3	9	17	46
11:30	9	5	8	10	19	14	15	5	10	6	61	40
11:45	5	4	6	2	9	2	12	5	8	5	40	18
<b>Totals</b>	<b>164</b>	<b>482</b>	<b>191</b>	<b>548</b>	<b>232</b>	<b>613</b>	<b>212</b>	<b>618</b>	<b>200</b>	<b>509</b>	<b>999</b>	<b>2770</b>
<b>Day Total</b>	<b>646</b>		<b>739</b>		<b>845</b>		<b>830</b>		<b>709</b>		<b>3769</b>	
<b>AM Pct</b>	25.4%		25.8%		27.5%		25.5%		28.2%			

Peak Hour  
 Peak Volume  
 P.H.F

**AECOM**

7:00-8:00 AM	68	83	91	75	83	80
7:15-8:15 AM	78	78	88	84	86	83
7:30-8:30 AM	62	44	57	59	64	57
7:45-8:45 AM	30	30	29	38	31	32
8:00-9:00 AM	17	17	18	22	17	18

4:00-5:00 PM	56	78	66	59	56	63
4:15-5:15 PM	53	70	64	61	56	61
4:30-5:30 PM	62	78	73	60	78	70
4:45-5:45 PM	69	75	80	66	78	74
5:00-6:00 PM	77	75	83	77	85	79

Client: AECOM  
 File Number:  
 Route: PS-5a  
 Location:

Site Ref: PS-5a  
 Direction: IN

Count Date	10/16/2023		10/17/2023		10/18/2023		10/19/2023		10/20/2023		AM	PM
	AM	PM	AM	PM	AM	PM	AM	PM	AM	PM		
0:00	1	4	1	8	0	5	0	4	0	3	2	24
0:15	0	6	0	4	0	3	0	4	0	2	0	19
0:30	0	5	0	3	0	2	0	3	0	2	0	15
0:45	0	2	0	3	0	5	0	9	0	2	0	21
1:00	0	5	0	7	1	5	0	1	0	4	1	22
1:15	0	4	0	9	0	4	0	4	0	7	0	28
1:30	0	4	0	5	0	4	0	4	0	7	0	24
1:45	0	5	0	5	0	5	1	1	0	5	1	21
2:00	0	4	0	3	0	4	1	2	0	5	1	18
2:15	0	2	0	1	0	2	0	2	0	4	0	11
2:30	0	7	0	4	0	4	0	2	1	4	1	21
2:45	0	1	0	4	0	5	0	4	1	3	1	17
3:00	0	0	0	4	0	1	0	2	0	5	0	12
3:15	2	0	0	0	2	2	0	0	2	1	6	3
3:30	0	0	2	2	0	0	9	3	2	0	13	5
3:45	2	5	2	2	2	1	1	1	3	3	10	12
4:00	0	0	3	0	1	2	1	1	1	0	6	3
4:15	2	1	0	1	0	0	3	0	3	5	8	7
4:30	10	0	8	2	7	0	4	1	6	3	35	6
4:45	7	0	7	1	6	0	5	0	5	0	30	1
5:00	6	3	6	1	4	0	8	3	4	0	28	7
5:15	9	1	7	4	12	0	11	0	7	1	46	6
5:30	16	0	25	1	26	0	17	0	23	0	107	1
5:45	36	2	30	5	34	1	35	6	31	2	166	16
6:00	46	4	74	3	56	0	66	4	60	2	302	13
6:15	94	0	94	2	87	0	87	5	74	1	436	8
6:30	58	5	67	1	71	1	58	1	55	0	309	8
6:45	62	1	53	0	58	0	39	0	47	2	259	3
7:00	59	0	58	0	70	1	51	1	51	0	289	2
7:15	43	0	39	0	39	1	45	0	37	0	203	1
7:30	40	1	27	0	23	0	41	1	30	0	161	2
7:45	34	0	34	0	32	0	43	3	31	0	174	3
8:00	29	0	33	0	33	0	41	0	21	0	157	0
8:15	24	1	19	0	28	0	26	1	19	0	116	2
8:30	34	0	27	1	31	0	45	0	35	0	172	1
8:45	49	0	47	0	40	0	40	0	35	0	211	0
9:00	24	0	47	0	35	0	35	0	31	0	172	0
9:15	40	1	41	0	39	0	38	0	30	0	188	1
9:30	46	0	41	1	44	0	30	2	35	0	196	3
9:45	16	0	20	2	27	0	18	0	24	3	105	5
10:00	20	0	20	1	14	0	33	0	18	1	105	2
10:15	10	0	11	0	11	0	14	1	13	1	59	2
10:30	8	0	7	0	13	0	10	0	17	0	55	0
10:45	6	3	8	0	6	0	5	0	8	0	33	3
11:00	4	0	4	0	3	0	2	0	6	0	19	0
11:15	4	0	4	1	5	1	6	0	4	0	23	2
11:30	3	0	6	0	7	0	3	0	1	0	20	0
11:45	2	0	1	0	3	0	6	0	3	0	15	0
<b>Totals</b>	<b>846</b>	<b>77</b>	<b>873</b>	<b>91</b>	<b>870</b>	<b>59</b>	<b>878</b>	<b>76</b>	<b>774</b>	<b>78</b>	<b>4241</b>	<b>381</b>
<b>Day Total</b>	<b>923</b>		<b>964</b>		<b>929</b>		<b>954</b>		<b>852</b>		<b>4622</b>	
<b>AM Pct</b>	91.7%		90.6%		93.6%		92.0%		90.8%			

Peak Hour  
 Peak Volume  
 P.H.F

**AECOM**

7:00-8:00 AM	176	158	164	180	149	165
7:15-8:15 AM	146	133	127	170	119	139
7:30-8:30 AM	127	113	116	151	101	122
7:45-8:45 AM	121	113	124	155	106	124
8:00-9:00 AM	136	126	132	152	110	131

4:00-5:00 PM	1	4	2	2	8	3
4:15-5:15 PM	4	5	0	4	8	4
4:30-5:30 PM	4	8	0	4	4	4
4:45-5:45 PM	4	7	0	3	1	3
5:00-6:00 PM	6	11	1	9	3	6

Client: AECOM  
 File Number:  
 Route: PS-5a  
 Location:

Site Ref: PS-5a  
 Direction: OUT

Count Date Count Time	10/16/2023		10/17/2023		10/18/2023		10/19/2023		10/20/2023		AM	PM	
	AM	PM	AM	PM	AM	PM	AM	PM	AM	PM			
0:00	0	4	1	4	3	4	0	15	0	4	4	31	
0:15	0	3	0	8	0	2	1	6	0	2	1	21	
0:30	0	1	1	2	0	6	0	6	0	8	1	23	
0:45	0	2	0	4	0	7	0	9	1	6	1	28	
1:00	0	3	0	7	0	5	0	11	0	11	0	37	
1:15	0	9	0	10	0	8	0	13	0	10	0	50	
1:30	0	12	0	6	0	9	0	9	1	9	1	45	
1:45	0	11	0	7	0	8	0	7	0	10	0	43	
2:00	0	7	0	8	0	5	1	8	1	9	2	37	
2:15	0	12	0	16	0	7	0	12	0	11	0	58	
2:30	0	14	0	14	0	11	0	15	0	15	0	69	
2:45	0	19	0	22	1	11	0	14	2	12	3	78	
3:00	1	13	0	14	0	17	0	16	0	18	1	78	
3:15	1	29	0	21	0	33	1	23	0	23	2	129	
3:30	0	29	0	28	0	41	0	31	0	33	0	162	
3:45	0	37	0	32	0	29	0	38	0	25	0	161	
4:00	0	37	0	41	0	32	0	30	0	25	0	165	
4:15	0	31	0	30	0	36	0	39	0	28	0	164	
4:30	0	34	0	21	1	32	0	24	1	31	2	142	
4:45	0	27	1	32	1	35	1	46	0	48	3	188	
5:00	0	49	0	53	0	47	0	40	0	44	0	233	
5:15	0	55	0	54	1	54	0	60	0	53	1	276	
5:30	0	30	1	45	0	38	0	42	0	42	1	197	
5:45	0	34	1	26	0	36	0	31	0	30	1	157	
6:00	1	40	1	31	0	29	0	24	0	23	2	147	
6:15	3	32	3	25	3	24	3	18	2	27	14	126	
6:30	0	20	2	24	0	29	0	23	1	22	3	118	
6:45	0	24	2	17	2	15	1	24	0	19	5	99	
7:00	4	28	2	32	0	27	0	17	0	17	6	121	
7:15	0	33	6	39	2	35	1	32	4	28	13	167	
7:30	3	42	4	41	0	53	7	59	6	43	20	238	
7:45	5	32	6	29	0	20	5	21	3	24	19	126	
8:00	1	19	1	22	2	13	1	18	1	13	6	85	
8:15	6	6	0	11	0	12	0	9	1	15	7	53	
8:30	0	2	1	6	0	8	0	4	1	2	2	22	
8:45	3	3	3	4	2	1	1	7	5	5	14	20	
9:00	0	6	1	0	0	3	0	2	0	5	1	16	
9:15	3	4	2	1	1	2	1	1	4	4	11	12	
9:30	2	3	2	0	3	0	0	4	3	0	10	7	
9:45	4	1	1	2	3	3	4	0	2	4	14	10	
10:00	0	0	10	3	1	0	8	3	0	2	19	8	
10:15	2	1	4	0	2	3	8	1	2	2	18	7	
10:30	5	0	6	0	3	0	7	0	2	2	23	2	
10:45	3	1	6	3	5	2	9	1	2	3	25	10	
11:00	8	5	6	1	7	2	5	2	5	0	31	10	
11:15	4	5	3	3	6	1	2	3	6	3	21	15	
11:30	6	0	5	0	4	1	3	2	4	1	22	4	
11:45	5	1	3	3	5	1	2	0	3	1	18	6	
<b>Totals</b>	<b>70</b>	<b>810</b>	<b>85</b>	<b>802</b>	<b>58</b>	<b>797</b>	<b>72</b>	<b>820</b>	<b>63</b>	<b>772</b>	<b>348</b>	<b>4001</b>	
<b>Day Total</b>	<b>880</b>		<b>887</b>		<b>855</b>		<b>892</b>		<b>835</b>		<b>4349</b>		
<b>AM Pct</b>	<b>8.0%</b>		<b>9.6%</b>		<b>6.8%</b>		<b>8.1%</b>		<b>7.5%</b>				

Peak Hour  
 Peak Volume  
 P.H.F

**AECOM**

7:00-8:00 AM	12	18	2	13	13	12
7:15-8:15 AM	9	17	4	14	14	12
7:30-8:30 AM	15	11	2	13	11	10
7:45-8:45 AM	12	8	2	6	6	7
8:00-9:00 AM	10	5	4	2	8	6

4:00-5:00 PM	129	124	135	139	132	132
4:15-5:15 PM	141	136	150	149	151	145
4:30-5:30 PM	165	160	168	170	176	168
4:45-5:45 PM	161	184	174	188	187	179
5:00-6:00 PM	168	178	175	173	169	173



Client: AECOM  
 File Number:  
 Route: PS-5b  
 Location:

Site Ref: PS-5b  
 Direction: IN

Count Date Count Time	10/16/2023		10/17/2023		10/18/2023		10/19/2023		10/20/2023		AM	PM
	AM	PM	AM	PM	AM	PM	AM	PM	AM	PM		
0:00	0	2	0	3	1	3	0	4	0	3	1	15
0:15	0	0	1	2	0	2	0	2	0	1	1	7
0:30	0	2	0	1	0	0	0	1	0	2	0	6
0:45	0	1	0	2	0	3	0	3	0	2	0	11
1:00	0	3	0	4	0	3	0	3	0	2	0	15
1:15	0	4	0	2	0	3	0	4	0	1	0	14
1:30	0	0	0	0	0	1	0	2	0	2	0	5
1:45	0	0	0	2	0	2	0	2	0	3	0	9
2:00	0	5	0	1	0	3	0	2	0	0	0	11
2:15	1	1	1	1	1	1	0	1	1	0	4	4
2:30	1	2	0	2	0	3	2	4	0	2	3	13
2:45	0	1	1	1	1	4	0	2	0	0	2	8
3:00	0	0	0	3	0	1	0	2	0	2	0	8
3:15	0	0	0	1	0	3	0	2	1	1	1	7
3:30	0	0	0	0	0	3	1	0	0	0	1	3
3:45	0	0	1	0	1	1	0	0	0	0	2	1
4:00	1	0	0	1	0	0	2	2	1	1	4	4
4:15	1	0	1	0	2	1	1	0	1	3	6	4
4:30	0	1	1	3	1	0	2	0	0	2	4	6
4:45	3	1	4	2	6	1	3	0	3	3	19	7
5:00	0	2	4	1	1	1	2	1	3	1	10	6
5:15	4	1	5	1	2	1	5	0	4	3	20	6
5:30	9	1	3	3	7	1	9	1	4	1	32	7
5:45	4	1	7	0	9	1	8	3	4	0	32	5
6:00	13	2	10	2	8	0	9	1	11	1	51	6
6:15	20	2	12	1	11	1	15	1	15	0	73	5
6:30	10	0	11	1	10	0	8	1	10	1	49	3
6:45	12	0	9	0	12	0	3	0	9	0	45	0
7:00	10	1	10	1	10	1	3	1	4	1	37	5
7:15	3	1	8	2	12	2	6	1	2	1	31	7
7:30	9	2	3	2	4	0	10	2	5	2	31	8
7:45	11	1	4	0	8	0	10	1	2	2	35	4
8:00	4	1	5	0	9	0	4	0	4	2	26	3
8:15	6	0	8	0	3	0	3	0	6	0	26	0
8:30	5	0	8	0	10	0	10	0	9	0	42	0
8:45	12	0	10	0	2	0	10	0	7	0	41	0
9:00	9	0	5	0	5	1	9	1	8	1	36	3
9:15	8	1	12	0	13	0	7	1	9	0	49	2
9:30	6	0	6	0	4	1	11	0	10	0	37	1
9:45	8	0	11	0	10	1	11	1	8	2	48	4
10:00	7	0	4	0	4	2	8	0	9	0	32	2
10:15	6	1	9	0	4	0	4	0	4	0	27	1
10:30	4	0	3	1	6	0	2	0	7	1	22	2
10:45	3	0	0	1	6	0	4	0	3	0	16	1
11:00	6	0	3	1	5	0	2	1	0	0	16	2
11:15	4	0	2	1	4	1	2	2	5	1	17	5
11:30	1	0	7	0	3	1	2	1	1	1	14	3
11:45	2	0	0	1	3	0	1	0	2	0	8	1
<b>Totals</b>	<b>203</b>	<b>40</b>	<b>189</b>	<b>50</b>	<b>198</b>	<b>53</b>	<b>189</b>	<b>56</b>	<b>172</b>	<b>51</b>	<b>951</b>	<b>250</b>
<b>Day Total</b>	<b>243</b>		<b>239</b>		<b>251</b>		<b>245</b>		<b>223</b>		<b>1201</b>	
<b>AM Pct</b>	83.5%		79.1%		78.9%		77.1%		77.1%			

Peak Hour  
 Peak Volume  
 P.H.F

**AECOM**

7:00-8:00 AM	33	25	34	29	13	27
7:15-8:15 AM	27	20	33	30	13	25
7:30-8:30 AM	30	20	24	27	17	24
7:45-8:45 AM	26	25	30	27	21	26
8:00-9:00 AM	27	31	24	27	26	27

4:00-5:00 PM	2	6	2	2	9	4
4:15-5:15 PM	4	6	3	1	9	5
4:30-5:30 PM	5	7	3	1	9	5
4:45-5:45 PM	5	7	4	2	8	5
5:00-6:00 PM	5	5	4	5	5	5

Client: AECOM  
 File Number:  
 Route: PS-5b  
 Location:

Site Ref: PS-5b  
 Direction: OUT

Count Date	10/16/2023		10/17/2023		10/18/2023		10/19/2023		10/20/2023		AM	PM
Count Time	AM	PM	AM	PM	AM	PM	AM	PM	AM	PM	AM	PM
0:00	1	3	1	1	0	0	0	1	0	3	2	8
0:15	0	4	2	4	0	1	1	3	2	1	5	13
0:30	0	0	0	1	0	4	0	3	0	0	0	8
0:45	0	2	0	3	1	3	0	3	0	3	1	14
1:00	1	3	0	0	0	1	0	1	0	0	1	5
1:15	0	2	0	4	0	0	0	1	0	1	0	8
1:30	0	2	0	1	1	1	0	4	0	2	1	10
1:45	0	1	0	4	0	4	0	3	0	0	0	12
2:00	0	4	0	2	0	2	0	0	0	0	0	8
2:15	0	4	0	2	0	2	0	1	0	2	0	11
2:30	0	5	0	5	0	5	0	4	0	3	0	22
2:45	0	1	0	0	0	2	0	2	0	0	0	5
3:00	0	3	0	1	0	2	0	1	0	2	0	9
3:15	1	5	0	5	0	4	0	4	0	4	1	22
3:30	0	3	1	5	1	8	1	8	1	5	4	29
3:45	0	3	0	2	0	7	0	2	0	0	0	14
4:00	0	3	0	4	0	5	0	5	0	9	0	26
4:15	0	4	0	5	0	5	0	4	0	3	0	21
4:30	0	1	1	4	0	7	1	2	0	1	2	15
4:45	0	2	0	5	1	6	0	8	1	5	2	26
5:00	0	3	0	5	1	6	0	4	1	2	2	20
5:15	1	4	1	6	1	14	2	5	0	6	5	35
5:30	1	7	0	6	1	7	2	4	1	4	5	28
5:45	0	5	1	8	0	6	0	3	1	3	2	25
6:00	0	3	0	5	1	1	1	6	0	7	2	22
6:15	1	3	2	4	1	4	1	4	1	3	6	18
6:30	0	5	1	6	0	3	0	4	0	4	1	22
6:45	1	2	0	6	0	5	1	5	2	3	4	21
7:00	0	7	0	1	0	5	0	6	1	5	1	24
7:15	1	6	3	6	1	5	0	4	0	4	5	25
7:30	2	5	3	8	0	7	1	6	0	4	6	30
7:45	1	2	1	2	0	6	1	2	1	3	4	15
8:00	4	2	3	2	1	1	1	1	1	4	10	10
8:15	1	1	0	1	0	0	1	2	0	1	2	5
8:30	1	1	0	2	1	0	0	1	3	1	5	5
8:45	1	0	0	3	2	2	1	0	1	2	5	7
9:00	1	0	1	1	0	2	1	0	0	3	3	6
9:15	2	0	1	1	3	0	3	0	2	1	11	2
9:30	0	0	2	2	0	2	2	1	1	0	5	5
9:45	0	2	1	0	0	0	0	0	0	2	1	4
10:00	0	0	1	0	2	1	0	0	0	0	3	1
10:15	1	1	3	0	1	1	3	0	2	0	10	2
10:30	3	1	3	0	1	0	2	2	1	0	10	3
10:45	0	0	1	1	0	1	3	0	2	1	6	3
11:00	2	0	1	0	3	2	2	3	1	1	9	6
11:15	6	0	1	0	2	1	0	1	2	0	11	2
11:30	2	1	2	1	3	2	1	0	4	3	12	7
11:45	2	0	0	0	3	0	3	1	2	0	10	1
<b>Totals</b>	<b>37</b>	<b>116</b>	<b>37</b>	<b>135</b>	<b>32</b>	<b>153</b>	<b>35</b>	<b>125</b>	<b>34</b>	<b>111</b>	<b>175</b>	<b>640</b>
<b>Day Total</b>	<b>153</b>		<b>172</b>		<b>185</b>		<b>160</b>		<b>145</b>		<b>815</b>	
<b>AM Pct</b>	24.2%		21.5%		17.3%		21.9%		23.4%			

Peak Hour  
 Peak Volume  
 P.H.F

**AECOM**

7:00-8:00 AM	4	7	1	2	2	3
7:15-8:15 AM	8	10	2	3	2	5
7:30-8:30 AM	8	7	1	4	2	4
7:45-8:45 AM	7	4	2	3	5	4
8:00-9:00 AM	7	3	4	3	5	4

4:00-5:00 PM	10	18	23	19	18	18
4:15-5:15 PM	10	19	24	18	11	16
4:30-5:30 PM	10	20	33	19	14	19
4:45-5:45 PM	16	22	33	21	17	22
5:00-6:00 PM	19	25	33	16	15	22

Client: AECOM  
 File Number:  
 RINe: Searsville East  
 Location:

Site Ref: Searsville  
 Direction: IN

Count Date	10/16/2023		10/17/2023		10/18/2023		10/19/2023		10/20/2023			
Count Time	AM	PM	AM	PM	AM	PM	AM	PM	AM	PM	AM	PM
0:00	0	2	0	3	0	6	0	3	0	3	0	17
0:15	0	1	0	0	0	6	0	2	1	4	1	13
0:30	0	3	0	3	0	1	0	5	0	1	0	13
0:45	0	1	0	3	0	0	0	5	0	2	0	11
1:00	0	1	0	3	0	1	0	2	0	4	0	11
1:15	0	1	0	2	0	2	0	3	0	3	0	11
1:30	0	2	1	3	0	0	0	3	0	0	1	8
1:45	0	0	0	1	0	1	0	2	0	0	0	4
2:00	0	0	0	3	0	2	0	0	0	1	0	6
2:15	1	2	0	4	0	3	0	2	0	2	1	13
2:30	0	3	0	1	0	1	0	1	0	1	0	7
2:45	0	1	0	5	0	2	0	1	0	0	0	9
3:00	0	1	0	3	0	1	0	0	0	3	0	8
3:15	0	0	0	9	0	1	0	3	0	0	0	13
3:30	1	0	0	3	1	4	1	0	0	2	3	9
3:45	0	0	1	4	0	2	1	2	0	2	2	10
4:00	0	1	0	4	0	0	2	0	0	4	2	9
4:15	1	2	2	4	1	1	0	1	0	0	4	8
4:30	0	2	1	4	1	1	1	0	1	1	4	8
4:45	1	4	0	5	1	0	2	1	0	8	4	18
5:00	0	1	2	2	1	2	1	3	1	7	5	15
5:15	1	1	3	0	1	3	0	0	2	8	7	12
5:30	6	2	4	1	3	0	3	0	3	11	19	14
5:45	9	1	9	4	5	2	10	2	6	3	39	12
6:00	7	1	2	7	3	0	3	0	3	4	18	12
6:15	0	3	4	3	5	1	4	4	5	1	18	12
6:30	3	0	16	1	4	0	1	3	0	0	24	4
6:45	0	2	1	0	2	2	2	0	2	1	7	5
7:00	1	0	2	3	0	0	1	2	1	1	5	6
7:15	2	0	1	1	2	0	0	0	1	1	6	2
7:30	1	0	5	1	0	0	1	0	2	0	9	1
7:45	0	0	1	0	0	0	1	0	1	2	3	2
8:00	2	0	1	0	2	0	0	1	0	0	5	1
8:15	0	2	4	0	1	0	2	0	2	1	9	3
8:30	0	1	3	0	4	2	1	0	0	0	8	3
8:45	1	0	2	1	1	1	5	1	1	1	10	4
9:00	3	0	9	1	1	0	1	0	0	1	14	2
9:15	1	1	7	1	2	0	2	0	4	0	16	2
9:30	1	0	1	1	0	0	3	0	1	0	6	1
9:45	2	0	0	0	5	0	1	1	5	0	13	1
10:00	4	0	1	0	2	1	4	1	9	1	20	3
10:15	3	0	13	0	7	0	5	0	2	0	30	0
10:30	3	0	13	0	12	0	9	0	3	0	40	0
10:45	3	0	15	0	12	0	16	0	1	0	47	0
11:00	9	0	5	0	10	0	5	0	3	0	32	0
11:15	5	0	8	0	5	0	14	2	3	2	35	4
11:30	1	0	8	0	4	0	9	0	3	0	25	0
11:45	4	0	1	0	7	0	5	2	4	1	21	3
<b>Totals</b>	<b>76</b>	<b>42</b>	<b>146</b>	<b>94</b>	<b>105</b>	<b>49</b>	<b>116</b>	<b>58</b>	<b>70</b>	<b>87</b>	<b>513</b>	<b>330</b>
<b>Day Total</b>	<b>118</b>		<b>240</b>		<b>154</b>		<b>174</b>		<b>157</b>		<b>843</b>	
<b>AM Pct</b>	64.4%		60.8%		68.2%		66.7%		44.6%			

Peak Hour  
 Peak Volume  
 P.H.F

**AECOM**

7:00-8:00 AM	4	9	2	3	5	5
7:15-8:15 AM	5	8	4	2	4	5
7:30-8:30 AM	3	11	3	4	5	5
7:45-8:45 AM	2	9	7	4	3	5
8:00-9:00 AM	3	10	8	8	3	6

4:00-5:00 PM	9	17	2	2	13	9
4:15-5:15 PM	9	15	4	5	16	10
4:30-5:30 PM	8	11	6	4	24	11
4:45-5:45 PM	8	8	5	4	34	12
5:00-6:00 PM	5	7	7	5	29	11

Client: AECOM  
 File Number:  
 Route: Searsville East  
 Location:

Site Ref: Searsville  
 Direction: OUT

Count Date	10/16/2023		10/17/2023		10/18/2023		10/19/2023		10/20/2023		AM	PM
	AM	PM	AM	PM	AM	PM	AM	PM	AM	PM		
0:00	0	1	0	0	0	8	0	4	3	5	3	18
0:15	0	2	0	1	0	3	0	11	2	0	2	17
0:30	0	7	0	1	0	9	0	13	0	1	0	31
0:45	0	2	1	3	0	0	0	10	0	3	1	18
1:00	0	1	0	1	0	2	0	6	0	14	0	24
1:15	0	5	0	3	0	7	0	6	0	4	0	25
1:30	0	5	0	8	0	2	0	8	0	6	0	29
1:45	0	7	2	5	0	5	0	4	0	0	2	21
2:00	0	10	0	7	0	10	0	3	0	10	0	40
2:15	0	10	0	5	0	6	0	11	0	6	0	38
2:30	0	6	0	6	0	8	0	1	0	1	0	22
2:45	0	4	0	8	0	8	0	5	0	5	0	30
3:00	0	8	0	5	0	0	0	10	0	8	0	31
3:15	0	0	0	4	0	5	0	2	0	2	0	13
3:30	0	0	0	5	0	1	0	1	0	6	0	13
3:45	0	2	0	3	0	7	0	1	0	0	0	13
4:00	0	1	0	4	0	1	0	4	0	2	0	12
4:15	0	3	0	10	0	6	0	0	0	2	0	21
4:30	0	4	0	7	0	6	0	1	0	2	0	20
4:45	0	4	0	9	0	9	0	11	0	2	0	35
5:00	0	5	0	5	0	3	0	9	0	7	0	29
5:15	2	1	1	10	1	3	2	5	0	5	6	24
5:30	0	4	0	6	0	4	0	9	0	11	0	34
5:45	0	4	5	8	0	8	0	2	0	0	5	22
6:00	1	4	2	17	1	6	2	4	2	6	8	37
6:15	3	6	0	19	4	2	0	5	2	0	9	32
6:30	1	5	1	6	0	2	1	5	0	4	3	22
6:45	1	3	1	1	3	1	4	4	1	14	10	23
7:00	0	0	3	3	1	2	2	2	0	5	6	12
7:15	2	1	3	8	4	2	6	2	2	8	17	21
7:30	1	1	1	3	2	1	0	3	5	3	9	11
7:45	2	2	2	4	2	1	0	0	1	2	7	9
8:00	1	1	2	2	0	2	3	1	2	3	8	9
8:15	0	0	4	1	3	1	3	0	0	4	10	6
8:30	2	1	3	3	0	2	0	2	2	2	7	10
8:45	1	1	2	2	3	2	2	2	3	1	11	8
9:00	2	0	13	1	4	2	1	5	3	2	23	10
9:15	0	1	11	3	0	0	2	2	2	3	15	9
9:30	0	2	7	0	1	1	2	0	2	0	12	3
9:45	5	0	1	0	1	0	1	3	7	0	15	3
10:00	0	1	2	0	3	0	4	2	1	1	10	4
10:15	3	0	2	0	0	2	2	0	4	1	11	3
10:30	1	1	7	0	0	0	4	0	0	1	12	2
10:45	1	2	17	1	4	1	6	1	2	0	30	5
11:00	3	0	13	0	5	0	6	0	2	0	29	0
11:15	1	0	8	0	2	0	7	0	2	0	20	0
11:30	1	0	10	0	1	0	6	2	9	0	27	2
11:45	4	1	0	0	6	0	2	2	4	4	16	7
<b>Totals</b>	<b>38</b>	<b>129</b>	<b>124</b>	<b>198</b>	<b>51</b>	<b>151</b>	<b>68</b>	<b>184</b>	<b>63</b>	<b>166</b>	<b>344</b>	<b>828</b>
<b>Day Total</b>	<b>167</b>		<b>322</b>		<b>202</b>		<b>252</b>		<b>229</b>		<b>1172</b>	
<b>AM Pct</b>	22.8%		38.5%		25.2%		27.0%		27.5%			

Peak Hour  
 Peak Volume  
 P.H.F

**AECOM**

7:00-8:00 AM	5	9	9	8	8	8
7:15-8:15 AM	6	8	8	9	10	8
7:30-8:30 AM	4	9	7	6	8	7
7:45-8:45 AM	5	11	5	6	5	6
8:00-9:00 AM	4	11	6	8	7	7

4:00-5:00 PM	12	30	22	16	8	18
4:15-5:15 PM	16	31	24	21	13	21
4:30-5:30 PM	14	31	21	26	16	22
4:45-5:45 PM	14	30	19	34	25	24
5:00-6:00 PM	14	29	18	25	23	22

Client: AECOM  
 File Number:  
 Route: Searsville West  
 Location:

Site Ref: Searsville  
 Direction: IN

Count Date	10/16/2023		10/17/2023		10/18/2023		10/19/2023		10/20/2023		AM	PM
Count Time	AM	PM	AM	PM	AM	PM	AM	PM	AM	PM	AM	PM
0:00	0	5	0	9	0	0	0	2	0	2	0	18
0:15	0	1	0	1	0	0	0	6	0	3	0	11
0:30	0	3	0	6	0	5	0	7	0	4	0	25
0:45	0	1	0	6	1	2	0	0	0	3	1	12
1:00	0	1	0	0	0	4	0	3	0	0	0	8
1:15	0	0	0	0	0	3	0	3	0	0	0	6
1:30	0	0	0	2	0	3	0	0	0	0	0	5
1:45	0	1	0	4	0	6	0	1	0	0	0	12
2:00	0	3	0	3	0	0	0	0	0	7	0	13
2:15	0	0	0	5	0	0	0	4	0	0	0	9
2:30	0	0	0	1	0	2	0	3	0	6	0	12
2:45	0	0	0	0	0	3	0	0	0	1	0	4
3:00	0	1	0	0	0	0	0	9	0	2	0	12
3:15	0	1	0	0	0	4	0	0	0	0	0	5
3:30	1	0	1	0	0	0	0	0	0	1	2	1
3:45	7	1	4	7	3	0	0	5	0	3	14	16
4:00	3	0	0	0	3	0	8	2	4	0	18	2
4:15	0	0	3	3	0	0	4	2	2	2	9	7
4:30	3	1	5	0	5	2	4	3	4	0	21	6
4:45	6	2	7	4	6	3	10	2	13	9	42	20
5:00	1	3	6	4	6	7	3	2	7	6	23	22
5:15	3	0	8	0	6	2	7	0	8	5	32	7
5:30	8	3	26	3	20	0	3	3	14	7	71	16
5:45	12	0	14	0	11	2	24	0	22	0	83	2
6:00	2	0	11	0	9	0	16	1	3	0	41	1
6:15	2	3	8	1	3	0	9	0	12	0	34	4
6:30	6	0	13	0	9	0	2	0	0	0	30	0
6:45	1	2	9	0	8	0	7	0	2	2	27	4
7:00	2	0	11	0	9	0	12	3	9	0	43	3
7:15	4	0	16	0	6	0	17	0	14	0	57	0
7:30	2	0	7	0	10	0	4	0	6	0	29	0
7:45	2	0	7	4	10	0	9	0	6	0	34	4
8:00	2	0	8	0	6	0	8	0	2	2	26	2
8:15	1	0	19	0	13	0	9	0	6	0	48	0
8:30	3	0	12	0	11	0	8	0	6	0	40	0
8:45	3	0	1	0	4	0	7	3	3	0	18	3
9:00	0	0	10	0	3	0	8	0	0	0	21	0
9:15	1	0	4	0	0	0	5	0	5	0	15	0
9:30	0	0	4	0	10	0	6	0	3	0	23	0
9:45	5	0	3	0	8	0	4	0	2	0	22	0
10:00	0	0	15	0	11	0	3	0	1	0	30	0
10:15	1	0	70	0	4	0	8	0	5	0	88	0
10:30	4	0	46	0	4	0	17	0	8	0	79	0
10:45	9	0	17	0	2	0	9	0	14	0	51	0
11:00	4	0	8	0	9	0	3	0	9	3	33	3
11:15	9	0	3	0	5	3	3	0	1	0	21	3
11:30	2	1	1	0	11	2	10	0	12	0	36	3
11:45	2	0	7	0	4	0	12	0	4	0	29	0
<b>Totals</b>	<b>111</b>	<b>33</b>	<b>384</b>	<b>63</b>	<b>230</b>	<b>53</b>	<b>259</b>	<b>64</b>	<b>207</b>	<b>68</b>	<b>1191</b>	<b>281</b>
<b>Day Total</b>	<b>144</b>		<b>447</b>		<b>283</b>		<b>323</b>		<b>275</b>		<b>1472</b>	
<b>AM Pct</b>	77.1%		85.9%		81.3%		80.2%		75.3%			

Peak Hour  
 Peak Volume  
 P.H.F

**AECOM**

7:00-8:00 AM	10	41	35	42	35	33
7:15-8:15 AM	10	38	32	38	28	29
7:30-8:30 AM	7	41	39	30	20	27
7:45-8:45 AM	8	46	40	34	20	30
8:00-9:00 AM	9	40	34	32	17	26

4:00-5:00 PM	3	7	5	9	11	7
4:15-5:15 PM	6	11	12	9	17	11
4:30-5:30 PM	6	8	14	7	20	11
4:45-5:45 PM	8	11	12	7	27	13
5:00-6:00 PM	6	7	11	5	18	9

Client: AECOM  
 File Number:  
 Route: Searsville West  
 Location:

Site Ref: Searsville  
 Direction: OUT

Count Date	10/16/2023		10/17/2023		10/18/2023		10/19/2023		10/20/2023			
Count Time	AM	PM	AM	PM	AM	PM	AM	PM	AM	PM	AM	PM
0:00	0	2	0	2	0	5	0	5	0	0	0	14
0:15	0	4	0	4	0	7	0	11	0	3	0	29
0:30	0	8	0	9	0	0	0	7	0	2	0	26
0:45	0	4	0	7	0	6	0	9	0	0	0	26
1:00	0	7	0	10	3	8	0	7	0	0	3	32
1:15	0	2	0	4	0	6	0	2	0	3	0	17
1:30	0	7	0	10	0	1	0	4	0	1	0	23
1:45	0	6	0	5	0	4	0	3	0	0	0	18
2:00	0	0	0	3	0	9	0	6	0	3	0	21
2:15	0	6	0	11	0	9	0	16	0	8	0	50
2:30	0	3	0	9	0	6	0	5	0	4	0	27
2:45	0	4	0	3	0	8	0	5	0	7	0	27
3:00	0	3	0	0	0	1	0	10	0	4	0	18
3:15	0	1	0	2	0	8	0	7	0	9	0	27
3:30	0	2	0	7	0	7	0	0	0	5	0	21
3:45	0	4	0	6	0	5	0	4	0	0	0	19
4:00	0	4	0	5	0	5	0	1	0	0	0	15
4:15	0	4	0	3	0	2	0	7	0	2	0	18
4:30	0	1	5	6	5	4	0	4	1	4	11	19
4:45	1	7	0	3	2	6	1	1	0	2	4	19
5:00	0	6	0	14	2	6	0	2	0	3	2	31
5:15	0	0	0	7	0	8	0	4	1	0	1	19
5:30	0	1	5	1	0	1	4	1	4	1	13	5
5:45	0	0	2	1	5	0	3	0	2	3	12	4
6:00	1	1	2	12	2	2	1	4	0	1	6	20
6:15	0	1	0	5	1	5	0	1	3	2	4	14
6:30	1	0	0	0	0	1	0	0	1	0	2	1
6:45	0	0	6	2	2	0	0	2	3	2	11	6
7:00	0	3	5	0	0	0	4	1	0	1	9	5
7:15	0	0	5	0	5	2	2	0	0	3	12	5
7:30	0	0	3	3	5	0	0	2	0	0	8	5
7:45	0	0	10	0	5	1	0	0	0	1	15	2
8:00	0	0	2	0	0	0	0	0	3	0	5	0
8:15	0	1	4	0	3	0	1	1	2	0	10	2
8:30	0	0	0	1	0	0	3	0	2	0	5	1
8:45	1	3	4	0	4	0	1	0	1	0	11	3
9:00	1	0	0	3	0	1	0	1	0	2	1	7
9:15	2	0	6	0	0	0	5	0	0	0	13	0
9:30	1	0	0	0	3	0	0	0	3	0	7	0
9:45	2	0	4	0	1	0	1	0	3	0	11	0
10:00	0	0	3	0	6	0	2	0	2	0	13	0
10:15	0	0	4	0	2	0	0	0	0	0	6	0
10:30	3	0	8	0	6	0	3	0	1	0	21	0
10:45	2	0	11	0	6	0	9	1	1	0	29	1
11:00	8	0	15	0	2	0	2	0	6	2	33	2
11:15	6	0	21	0	2	0	3	0	8	0	40	0
11:30	2	0	9	0	2	0	6	0	5	0	24	0
11:45	7	0	2	0	2	1	1	0	3	0	15	1
<b>Totals</b>	<b>38</b>	<b>95</b>	<b>136</b>	<b>158</b>	<b>76</b>	<b>135</b>	<b>52</b>	<b>134</b>	<b>55</b>	<b>78</b>	<b>357</b>	<b>600</b>
<b>Day Total</b>	<b>133</b>		<b>294</b>		<b>211</b>		<b>186</b>		<b>133</b>		<b>957</b>	
<b>AM Pct</b>	<b>28.6%</b>		<b>46.3%</b>		<b>36.0%</b>		<b>28.0%</b>		<b>41.4%</b>			

Peak Hour  
 Peak Volume  
 P.H.F

**AECOM**

7:00-8:00 AM	0	23	15	6	0	9
7:15-8:15 AM	0	20	15	2	3	8
7:30-8:30 AM	0	19	13	1	5	8
7:45-8:45 AM	0	16	8	4	7	7
8:00-9:00 AM	1	10	7	5	8	6

4:00-5:00 PM	16	17	17	13	8	14
4:15-5:15 PM	18	26	18	14	11	17
4:30-5:30 PM	14	30	24	11	9	18
4:45-5:45 PM	14	25	21	8	6	15
5:00-6:00 PM	7	23	15	7	7	12

Client: AECOM  
 File Number:  
 Route: ARB CC  
 Location:

Site Ref: ARB CC  
 Direction: IN

Count Date	10/23/2023		10/24/2023		10/25/2023		10/26/2023		10/27/2023			
Count Time	AM	PM	AM	PM	AM	PM	AM	PM	AM	PM	AM	PM
0:00	0	0	0	3	0	2	0	3	0	0	0	8
0:15	0	0	0	2	0	1	0	5	0	3	0	11
0:30	0	0	0	5	0	1	0	2	0	1	0	9
0:45	0	0	0	3	0	1	0	1	0	3	0	8
1:00	0	0	0	3	0	2	0	6	0	3	0	14
1:15	0	0	0	4	0	1	0	2	0	2	0	9
1:30	0	0	0	0	0	0	0	0	0	3	0	3
1:45	0	0	0	2	0	1	0	1	0	3	0	7
2:00	0	0	0	0	0	2	0	3	0	1	0	6
2:15	0	0	0	1	0	1	0	4	0	1	0	7
2:30	0	0	0	3	0	2	0	0	0	1	0	6
2:45	0	0	0	3	0	4	0	1	0	4	0	12
3:00	0	0	0	3	0	2	0	0	0	2	0	7
3:15	0	0	0	3	0	1	0	1	0	1	0	6
3:30	0	5	0	4	0	5	0	1	0	1	0	16
3:45	0	6	0	3	0	6	0	8	0	11	0	34
4:00	0	4	0	10	0	12	1	9	0	24	1	59
4:15	0	14	2	9	1	13	0	9	2	26	5	71
4:30	0	8	0	10	0	12	0	14	0	14	0	58
4:45	0	10	0	17	1	11	0	11	1	5	2	54
5:00	0	11	0	11	0	10	0	5	0	1	0	38
5:15	0	13	2	20	0	11	0	17	0	2	2	63
5:30	0	11	0	2	1	10	0	7	0	2	1	32
5:45	0	8	0	1	0	4	0	8	1	1	1	22
6:00	0	3	1	2	0	2	0	6	0	3	1	16
6:15	0	1	2	0	3	2	1	2	1	2	7	7
6:30	0	1	2	2	2	3	0	0	0	0	4	6
6:45	0	0	5	3	3	0	5	1	3	0	16	4
7:00	0	0	1	2	2	0	2	0	3	0	8	2
7:15	0	1	2	0	4	0	8	0	5	0	19	1
7:30	0	0	11	0	8	0	10	1	6	1	35	2
7:45	0	0	8	0	7	2	16	1	4	3	35	6
8:00	0	0	8	1	4	0	5	0	7	0	24	1
8:15	0	0	16	0	14	0	9	1	11	1	50	2
8:30	0	0	19	0	18	0	12	1	14	1	63	2
8:45	0	0	11	0	20	0	15	0	12	0	58	0
9:00	0	0	12	0	9	0	9	0	16	2	46	2
9:15	0	0	14	0	14	0	13	0	14	0	55	0
9:30	0	0	4	0	6	0	8	0	7	0	25	0
9:45	0	0	3	0	5	0	7	0	8	0	23	0
10:00	0	0	4	0	8	0	3	0	3	0	18	0
10:15	0	0	3	0	2	1	4	0	4	0	13	1
10:30	0	0	1	0	2	0	2	0	4	0	9	0
10:45	0	0	1	0	2	0	1	0	3	0	7	0
11:00	0	0	3	0	4	0	1	0	1	0	9	0
11:15	0	0	1	1	2	0	3	0	0	0	6	1
11:30	0	0	1	0	1	0	1	0	1	0	4	0
11:45	0	0	2	0	1	0	3	0	0	0	6	0
<b>Totals</b>	<b>0</b>	<b>96</b>	<b>139</b>	<b>133</b>	<b>144</b>	<b>125</b>	<b>139</b>	<b>131</b>	<b>131</b>	<b>128</b>	<b>553</b>	<b>613</b>
<b>Day Total</b>	<b>96</b>	<b>96</b>	<b>272</b>	<b>272</b>	<b>269</b>	<b>269</b>	<b>270</b>	<b>270</b>	<b>259</b>	<b>259</b>	<b>1166</b>	<b>1166</b>
<b>AM Pct</b>	<b>0.0%</b>	<b>0.0%</b>	<b>51.1%</b>	<b>51.1%</b>	<b>53.5%</b>	<b>53.5%</b>	<b>51.5%</b>	<b>51.5%</b>	<b>50.6%</b>	<b>50.6%</b>		

Peak Hour  
 Peak Volume  
 P.H.F

**AECOM**

7:00-8:00 AM	0	22	21	36	18	19
7:15-8:15 AM	0	29	23	39	22	23
7:30-8:30 AM	0	43	33	40	28	29
7:45-8:45 AM	0	51	43	42	36	34
8:00-9:00 AM	0	54	56	41	44	39

4:00-5:00 PM	36	46	48	43	69	48
4:15-5:15 PM	43	47	46	39	46	44
4:30-5:30 PM	42	58	44	47	22	43
4:45-5:45 PM	45	50	42	40	10	37
5:00-6:00 PM	43	34	35	37	6	31

Client: AECOM  
 File Number:  
 Route: ARB CC  
 Location:

Site Ref: ARB CC  
 Direction: OUT

Count Date	10/23/2023		10/24/2023		10/25/2023		10/26/2023		10/27/2023			
Count Time	AM	PM	AM	PM	AM	PM	AM	PM	AM	PM	AM	PM
0:00	0	0	0	6	0	3	0	4	0	2	0	15
0:15	0	0	0	3	0	1	0	3	0	2	0	9
0:30	0	0	0	3	0	1	0	5	0	3	0	12
0:45	0	0	0	9	0	5	0	7	0	3	0	24
1:00	0	0	0	14	0	2	0	5	0	4	0	25
1:15	0	0	0	3	0	3	0	3	0	4	0	13
1:30	0	0	0	1	0	2	0	9	0	6	0	18
1:45	0	0	0	3	0	1	0	2	0	2	0	8
2:00	0	0	1	2	1	3	1	4	1	1	4	10
2:15	0	0	0	2	0	1	0	5	0	4	0	12
2:30	0	0	0	2	0	4	0	2	0	6	0	14
2:45	0	0	0	2	0	11	0	1	0	4	0	18
3:00	0	0	0	3	0	11	0	4	0	5	0	23
3:15	0	0	0	9	0	4	0	3	0	4	0	20
3:30	0	6	0	4	0	12	0	3	0	3	0	28
3:45	0	6	0	5	0	8	0	2	0	3	0	24
4:00	0	8	0	8	0	16	0	8	0	3	0	43
4:15	0	15	1	9	0	8	1	13	1	21	3	66
4:30	0	12	0	9	1	14	0	14	0	15	1	64
4:45	0	7	0	14	1	15	0	17	1	7	2	60
5:00	0	13	0	14	0	18	0	8	0	9	0	62
5:15	0	21	1	23	0	13	0	4	0	28	1	89
5:30	0	14	0	15	1	9	0	19	0	16	1	73
5:45	0	8	1	5	0	8	0	12	1	12	2	45
6:00	0	9	1	4	0	5	0	7	0	4	1	29
6:15	0	10	1	0	1	5	1	10	1	4	4	29
6:30	0	4	2	3	0	7	0	3	1	5	3	22
6:45	0	1	0	1	0	0	2	4	1	1	3	7
7:00	0	2	3	9	1	3	1	1	1	2	6	17
7:15	0	3	2	6	1	2	4	1	0	3	7	15
7:30	0	2	5	3	5	0	8	4	7	1	25	10
7:45	0	2	12	2	9	2	5	1	6	0	32	7
8:00	0	2	4	2	4	0	8	0	4	1	20	5
8:15	0	1	10	2	4	1	6	2	7	1	27	7
8:30	0	2	15	2	11	2	13	0	8	1	47	7
8:45	0	0	14	2	21	1	13	1	16	2	64	6
9:00	0	1	12	0	18	0	11	0	11	1	52	2
9:15	0	1	16	1	9	0	12	0	13	1	50	3
9:30	0	1	13	2	12	2	15	1	14	3	54	9
9:45	0	0	7	0	10	0	8	0	8	1	33	1
10:00	0	0	11	0	12	0	11	0	7	0	41	0
10:15	0	1	8	1	11	2	5	1	4	1	28	6
10:30	0	0	6	1	7	1	6	1	11	0	30	3
10:45	0	0	3	0	4	0	6	1	3	0	16	1
11:00	0	0	8	0	6	0	6	0	10	0	30	0
11:15	0	0	5	0	5	0	2	0	4	0	16	0
11:30	0	0	3	0	3	0	5	0	2	0	13	0
11:45	0	0	2	1	8	0	4	0	3	0	17	1
<b>Totals</b>	<b>0</b>	<b>152</b>	<b>167</b>	<b>210</b>	<b>166</b>	<b>206</b>	<b>154</b>	<b>195</b>	<b>146</b>	<b>199</b>	<b>633</b>	<b>962</b>
<b>Day Total</b>	<b>152</b>		<b>377</b>		<b>372</b>		<b>349</b>		<b>345</b>		<b>1595</b>	
<b>AM Pct</b>	<b>0.0%</b>		<b>44.3%</b>		<b>44.6%</b>		<b>44.1%</b>		<b>42.3%</b>			

Peak Hour  
 Peak Volume  
 P.H.F

**AECOM**

7:00-8:00 AM	0	22	16	18	14	14
7:15-8:15 AM	0	23	19	25	17	17
7:30-8:30 AM	0	31	22	27	24	21
7:45-8:45 AM	0	41	28	32	25	25
8:00-9:00 AM	0	43	40	40	35	32

4:00-5:00 PM	42	40	53	52	46	47
4:15-5:15 PM	47	46	55	52	52	50
4:30-5:30 PM	53	60	60	43	59	55
4:45-5:45 PM	55	66	55	48	60	57
5:00-6:00 PM	56	57	48	43	65	54



Client: AECOM  
 File Number:  
 Route: L-17a  
 Location:

Site Ref: L-17a  
 Direction: IN

Count Date	10/23/2023		10/24/2023		10/25/2023		10/26/2023		10/27/2023		AM	PM	
	AM	PM	AM	PM	AM	PM	AM	PM	AM	PM			
0:00	0	5	0	6	0	9	0	9	0	7	0		36
0:15	0	4	0	4	0	8	0	5	0	3	0		24
0:30	0	7	0	9	0	8	1	8	0	4	1		36
0:45	0	5	0	7	0	6	0	8	0	5	0		31
1:00	0	6	0	9	0	7	1	9	0	4	1		35
1:15	0	2	1	7	0	4	0	5	0	9	1		27
1:30	0	2	0	6	0	6	0	4	0	5	0		23
1:45	0	3	0	1	0	8	0	0	0	3	0		15
2:00	0	2	1	7	0	3	0	1	0	4	1		17
2:15	0	4	2	5	2	2	2	4	2	1	8		16
2:30	0	3	0	5	0	6	0	5	1	3	1		22
2:45	0	6	0	5	1	2	0	3	0	3	1		19
3:00	1	2	0	0	0	4	0	3	0	5	1		14
3:15	0	3	0	4	0	3	0	3	0	3	0		16
3:30	0	4	0	4	0	6	0	1	0	8	0		23
3:45	0	1	0	2	0	3	0	2	0	4	0		12
4:00	0	7	0	5	0	9	0	3	0	6	0		30
4:15	0	7	0	7	0	4	0	12	0	7	0		37
4:30	0	10	0	6	0	15	0	7	0	6	0		44
4:45	0	8	0	16	1	12	1	5	0	8	2		49
5:00	1	11	3	11	1	10	0	8	1	6	6		46
5:15	3	8	3	11	4	2	4	8	1	5	15		34
5:30	5	11	3	5	3	16	4	6	5	11	20		49
5:45	6	3	6	1	2	15	3	6	1	6	18		31
6:00	3	3	2	1	4	11	4	8	3	6	16		29
6:15	3	6	11	1	7	6	7	6	7	3	35		22
6:30	10	4	12	0	15	2	11	3	15	5	63		14
6:45	9	2	23	1	19	2	16	0	20	4	87		9
7:00	14	1	9	3	12	4	14	1	11	1	60		10
7:15	10	1	15	3	18	1	6	0	12	1	61		6
7:30	23	0	20	1	12	1	21	1	15	0	91		3
7:45	27	0	22	0	18	1	24	0	29	2	120		3
8:00	26	0	31	1	27	0	20	0	25	0	129		1
8:15	33	0	28	0	26	1	33	0	36	0	156		1
8:30	35	1	34	0	32	0	39	0	42	1	182		2
8:45	36	0	43	1	36	0	37	1	25	0	177		2
9:00	22	0	39	0	45	0	46	0	23	0	175		0
9:15	37	0	28	0	30	0	32	1	19	0	146		1
9:30	30	0	29	0	29	0	15	0	23	0	126		0
9:45	23	1	15	0	12	0	22	0	18	0	90		1
10:00	17	0	13	1	9	0	11	0	12	0	62		1
10:15	6	1	11	0	11	0	9	1	7	0	44		2
10:30	10	0	7	0	9	1	10	1	8	0	44		2
10:45	9	0	6	1	7	0	5	1	11	0	38		2
11:00	6	0	8	0	9	0	8	0	9	0	40		0
11:15	4	0	6	0	5	0	7	0	7	0	29		0
11:30	5	0	2	0	4	0	6	0	3	0	20		0
11:45	7	0	5	0	3	0	4	0	4	0	23		0
<b>Totals</b>	<b>421</b>	<b>144</b>	<b>438</b>	<b>157</b>	<b>413</b>	<b>198</b>	<b>423</b>	<b>149</b>	<b>395</b>	<b>149</b>	<b>2090</b>	<b>797</b>	
<b>Day Total</b>	<b>565</b>		<b>595</b>		<b>611</b>		<b>572</b>		<b>544</b>		<b>2887</b>		
<b>AM Pct</b>	74.5%		73.6%		67.6%		74.0%		72.6%				

Peak Hour  
 Peak Volume  
 P.H.F

**AECOM**

7:00-8:00 AM	74	66	60	65	67	66
7:15-8:15 AM	86	88	75	71	81	80
7:30-8:30 AM	109	101	83	98	105	99
7:45-8:45 AM	121	115	103	116	132	117
8:00-9:00 AM	130	136	121	129	128	129

4:00-5:00 PM	32	34	40	27	27	32
4:15-5:15 PM	36	40	41	32	27	35
4:30-5:30 PM	37	44	39	28	25	35
4:45-5:45 PM	38	43	40	27	30	36
5:00-6:00 PM	33	28	43	28	28	32

Client: AECOM  
 File Number:  
 Route: L-17a  
 Location:

Site Ref: L-17a  
 Direction: OUT

Count Date	10/23/2023		10/24/2023		10/25/2023		10/26/2023		10/27/2023			
Count Time	AM	PM	AM	PM	AM	PM	AM	PM	AM	PM	AM	PM
0:00	0	5	0	0	1	2	0	6	0	6	1	19
0:15	0	3	0	5	1	4	0	11	1	3	2	26
0:30	0	7	0	9	0	7	0	4	0	4	0	31
0:45	0	4	0	9	0	6	2	6	0	8	2	33
1:00	0	9	0	7	0	8	0	8	0	6	0	38
1:15	1	7	1	10	0	5	0	12	1	11	3	45
1:30	0	9	0	6	0	4	0	5	0	6	0	30
1:45	0	4	1	16	0	8	0	9	0	10	1	47
2:00	0	11	1	7	1	13	2	11	2	8	6	50
2:15	0	11	0	15	0	6	0	5	0	8	0	45
2:30	0	16	0	15	0	13	0	14	0	10	0	68
2:45	0	12	0	7	0	5	0	8	0	7	0	39
3:00	0	14	0	11	0	17	0	17	0	14	0	73
3:15	0	19	0	10	0	23	0	20	0	13	0	85
3:30	0	17	0	18	0	25	0	14	0	19	0	93
3:45	0	23	0	19	0	18	0	15	0	14	0	89
4:00	0	13	0	26	0	16	0	24	0	15	0	94
4:15	0	17	0	18	0	20	0	24	0	17	0	96
4:30	0	21	0	20	0	27	0	25	0	26	0	119
4:45	0	25	0	20	0	32	0	28	1	23	1	128
5:00	0	32	2	31	0	28	0	24	0	26	2	141
5:15	1	30	0	40	1	29	1	18	0	32	3	149
5:30	0	20	0	35	1	23	0	35	0	30	1	143
5:45	1	24	0	9	0	19	0	27	0	17	1	96
6:00	0	19	0	14	0	19	1	28	0	22	1	102
6:15	1	18	1	10	0	20	1	17	0	23	3	88
6:30	3	26	0	16	5	24	0	16	1	18	9	100
6:45	0	12	2	13	1	24	1	9	0	12	4	70
7:00	0	8	1	4	1	34	0	4	1	3	3	53
7:15	2	8	2	35	1	33	1	4	0	6	6	86
7:30	1	3	3	5	2	7	0	2	1	4	7	21
7:45	5	5	3	5	4	3	4	8	2	4	18	25
8:00	7	5	4	2	2	5	6	5	6	1	25	18
8:15	5	1	11	4	9	4	9	0	12	1	46	10
8:30	9	3	11	2	13	2	9	2	10	2	52	11
8:45	7	1	8	2	6	4	12	1	3	1	36	9
9:00	7	2	4	1	11	1	7	2	4	4	33	10
9:15	14	1	9	1	10	0	13	0	5	0	51	2
9:30	4	3	7	0	2	3	6	1	13	2	32	9
9:45	6	2	6	0	7	0	6	1	3	1	28	4
10:00	2	2	4	0	1	0	11	0	0	0	18	2
10:15	2	0	5	1	7	0	6	1	7	0	27	2
10:30	6	1	3	0	5	2	4	1	3	0	21	4
10:45	4	0	9	0	5	0	1	0	6	2	25	2
11:00	6	2	4	0	6	1	2	2	9	0	27	5
11:15	4	0	5	0	3	2	1	1	4	0	17	3
11:30	4	1	6	0	4	3	5	0	4	1	23	5
11:45	7	0	4	0	6	0	8	0	7	0	32	0
<b>Totals</b>	<b>109</b>	<b>476</b>	<b>117</b>	<b>478</b>	<b>116</b>	<b>549</b>	<b>119</b>	<b>475</b>	<b>106</b>	<b>440</b>	<b>567</b>	<b>2418</b>
<b>Day Total</b>	<b>585</b>		<b>595</b>		<b>665</b>		<b>594</b>		<b>546</b>		<b>2985</b>	
<b>AM Pct</b>	18.6%		19.7%		17.4%		20.0%		19.4%			

Peak Hour  
 Peak Volume  
 P.H.F

**AECOM**

7:00-8:00 AM	8	9	8	5	4	7
7:15-8:15 AM	15	12	9	11	9	11
7:30-8:30 AM	18	21	17	19	21	19
7:45-8:45 AM	26	29	28	28	30	28
8:00-9:00 AM	28	34	30	36	31	32

4:00-5:00 PM	76	84	95	101	81	87
4:15-5:15 PM	95	89	107	101	92	97
4:30-5:30 PM	108	111	116	95	107	107
4:45-5:45 PM	107	126	112	105	111	112
5:00-6:00 PM	106	115	99	104	105	106

Client: AECOM  
 File Number:  
 Route: L-18a  
 Location:

Site Ref: L-18a  
 Direction: IN

Count Date	10/23/2023		10/24/2023		10/25/2023		10/26/2023		10/27/2023			
Count Time	AM	PM	AM	PM	AM	PM	AM	PM	AM	PM	AM	PM
0:00	0	4	0	2	0	2	0	1	0	2	0	11
0:15	0	2	0	2	1	2	0	5	0	4	1	15
0:30	0	6	0	3	0	4	0	4	0	2	0	19
0:45	0	1	0	2	0	2	0	6	0	1	0	12
1:00	0	3	0	2	0	2	0	4	0	2	0	13
1:15	0	2	0	2	0	3	0	1	0	2	0	10
1:30	0	3	0	1	0	5	0	1	0	1	0	11
1:45	0	2	0	0	0	1	0	2	0	2	0	7
2:00	0	0	0	2	0	3	0	2	0	0	0	7
2:15	0	1	0	2	0	1	0	4	0	4	0	12
2:30	0	0	0	3	0	2	0	1	0	1	0	7
2:45	0	2	0	2	0	2	0	1	0	7	0	14
3:00	0	1	0	4	0	1	0	1	0	1	0	8
3:15	0	2	0	0	0	0	0	2	0	0	0	4
3:30	0	4	0	2	0	2	0	3	0	3	0	14
3:45	0	5	0	2	0	3	0	5	0	5	0	20
4:00	0	1	0	1	0	0	0	3	0	1	0	6
4:15	2	5	0	3	0	6	1	5	2	6	5	25
4:30	3	2	4	1	3	2	2	3	1	4	13	12
4:45	4	6	1	5	0	2	3	2	4	4	12	19
5:00	4	2	7	3	7	4	5	1	5	3	28	13
5:15	3	1	8	4	11	1	9	1	8	2	39	9
5:30	14	3	12	2	11	8	15	6	11	3	63	22
5:45	13	5	11	8	13	2	12	2	13	6	62	23
6:00	14	0	22	0	16	1	25	2	24	3	101	6
6:15	22	2	17	3	25	0	20	0	25	1	109	6
6:30	20	3	21	3	19	6	19	2	22	4	101	18
6:45	8	0	14	2	15	3	13	1	10	6	60	12
7:00	6	0	6	0	12	0	10	1	9	0	43	1
7:15	14	2	14	0	7	4	12	1	6	1	53	8
7:30	7	1	7	0	8	2	7	2	10	1	39	6
7:45	7	0	3	2	1	1	11	2	3	1	25	6
8:00	8	0	6	2	14	0	2	0	7	0	37	2
8:15	4	1	6	0	3	1	4	1	3	3	20	6
8:30	4	0	5	0	6	0	5	0	5	0	25	0
8:45	3	0	4	0	7	1	3	1	5	0	22	2
9:00	10	0	6	0	5	0	10	0	7	0	38	0
9:15	2	1	3	0	4	0	3	1	4	1	16	3
9:30	4	1	6	0	2	0	6	0	1	1	19	2
9:45	6	0	1	1	3	0	5	0	4	0	19	1
10:00	3	0	4	0	2	1	2	0	0	0	11	1
10:15	1	0	2	0	4	0	9	0	4	0	20	0
10:30	6	0	3	0	2	0	5	1	4	0	20	1
10:45	4	0	1	0	5	0	2	0	2	1	14	1
11:00	6	0	2	0	5	0	3	0	4	0	20	0
11:15	2	0	1	1	3	1	3	1	2	1	11	4
11:30	2	0	6	1	5	1	0	0	0	0	13	2
11:45	1	0	4	0	0	0	2	0	1	0	8	0
<b>Totals</b>	<b>207</b>	<b>74</b>	<b>207</b>	<b>73</b>	<b>219</b>	<b>82</b>	<b>228</b>	<b>82</b>	<b>206</b>	<b>90</b>	<b>1067</b>	<b>401</b>
<b>Day Total</b>	<b>281</b>		<b>280</b>		<b>301</b>		<b>310</b>		<b>296</b>		<b>1468</b>	
<b>AM Pct</b>	73.7%		73.9%		72.8%		73.5%		69.6%			

Peak Hour  
 Peak Volume  
 P.H.F

**AECOM**

7:00-8:00 AM	34	30	28	40	28	32
7:15-8:15 AM	36	30	30	32	26	31
7:30-8:30 AM	26	22	26	24	23	24
7:45-8:45 AM	23	20	24	22	18	21
8:00-9:00 AM	19	21	30	14	20	21

4:00-5:00 PM	14	10	10	13	15	12
4:15-5:15 PM	15	12	14	11	17	14
4:30-5:30 PM	11	13	9	7	13	11
4:45-5:45 PM	12	14	15	10	12	13
5:00-6:00 PM	11	17	15	10	14	13

Client: AECOM  
 File Number:  
 Route: L-18a  
 Location:

Site Ref: L-18a  
 Direction: OUT

Count Date	10/23/2023		10/24/2023		10/25/2023		10/26/2023		10/27/2023		AM	PM
	AM	PM	AM	PM	AM	PM	AM	PM	AM	PM		
0:00	0	1	3	1	0	4	1	2	0	0	4	8
0:15	0	3	0	1	0	0	0	3	0	2	0	9
0:30	0	4	0	4	0	1	0	6	0	3	0	18
0:45	0	1	0	3	0	0	0	5	0	2	0	11
1:00	0	3	0	2	0	0	0	4	0	3	0	12
1:15	0	1	0	2	0	1	0	1	0	0	0	5
1:30	0	0	0	2	0	1	0	1	0	3	0	7
1:45	0	0	0	2	0	3	1	1	0	2	1	8
2:00	0	2	1	4	0	3	0	2	0	3	1	14
2:15	0	1	0	1	0	5	0	1	0	3	0	11
2:30	0	5	0	4	1	1	0	3	0	1	1	14
2:45	0	1	0	1	0	4	0	2	0	2	0	10
3:00	1	4	0	3	0	4	0	3	0	3	1	17
3:15	0	7	0	9	0	8	0	5	0	11	0	40
3:30	0	3	2	7	0	3	1	5	1	4	4	22
3:45	0	0	0	1	0	2	0	7	0	2	0	12
4:00	0	6	0	4	0	15	0	11	0	2	0	38
4:15	0	5	0	6	0	5	0	8	0	5	0	29
4:30	0	6	1	10	0	9	0	3	0	9	1	37
4:45	0	6	0	2	0	4	0	5	0	10	0	27
5:00	1	3	0	7	0	6	0	6	0	8	1	30
5:15	0	5	0	6	0	9	0	6	0	9	0	35
5:30	1	6	0	9	1	5	0	9	1	7	3	36
5:45	0	7	0	4	0	6	0	7	0	8	0	32
6:00	0	7	0	7	1	3	0	4	1	5	2	26
6:15	0	7	1	8	1	14	1	7	1	5	4	41
6:30	0	3	0	10	3	6	1	12	1	6	5	37
6:45	2	3	0	8	2	4	2	5	0	7	6	27
7:00	0	8	0	9	1	4	0	3	1	5	2	29
7:15	0	4	1	2	1	7	1	8	0	6	3	27
7:30	0	7	2	14	1	12	2	8	0	6	5	47
7:45	0	2	0	6	4	0	0	5	1	7	5	20
8:00	3	3	1	6	1	5	1	5	0	1	6	20
8:15	2	2	0	3	2	2	0	0	0	5	4	12
8:30	1	1	0	1	2	4	0	0	2	1	5	7
8:45	1	2	1	2	0	1	0	0	0	3	2	8
9:00	1	0	1	1	2	2	2	0	0	2	6	5
9:15	0	3	3	0	2	3	1	2	0	0	6	8
9:30	3	0	3	2	2	0	0	1	2	0	10	3
9:45	0	1	4	0	3	0	2	0	1	1	10	2
10:00	0	1	1	0	0	3	1	1	1	0	3	5
10:15	1	0	2	1	1	0	0	0	0	0	4	1
10:30	1	0	1	0	2	1	1	0	1	0	6	1
10:45	2	1	0	2	1	0	3	0	0	3	6	6
11:00	0	0	3	0	2	1	0	2	1	0	6	3
11:15	3	0	4	0	3	2	0	1	2	1	12	4
11:30	1	0	3	1	2	1	4	2	2	0	12	4
11:45	1	0	3	0	2	0	1	0	0	0	7	0
<b>Totals</b>	<b>25</b>	<b>135</b>	<b>41</b>	<b>178</b>	<b>43</b>	<b>174</b>	<b>26</b>	<b>172</b>	<b>19</b>	<b>166</b>	<b>154</b>	<b>825</b>
<b>Day Total</b>	<b>160</b>		<b>219</b>		<b>217</b>		<b>198</b>		<b>185</b>		<b>979</b>	
<b>AM Pct</b>	15.6%		18.7%		19.8%		13.1%		10.3%			

Peak Hour  
 Peak Volume  
 P.H.F

**AECOM**

7:00-8:00 AM	0	3	7	3	2	3
7:15-8:15 AM	3	4	7	4	1	4
7:30-8:30 AM	5	3	8	3	1	4
7:45-8:45 AM	6	1	9	1	3	4
8:00-9:00 AM	7	2	5	1	2	3

4:00-5:00 PM	23	22	33	27	26	26
4:15-5:15 PM	20	25	24	22	32	25
4:30-5:30 PM	20	25	28	20	36	26
4:45-5:45 PM	20	24	24	26	34	26
5:00-6:00 PM	21	26	26	28	32	27

Client: AECOM  
 File Number:  
 Route: L-18b  
 Location:

Site Ref: L-18b  
 Direction: IN

Count Date	10/23/2023		10/24/2023		10/25/2023		10/26/2023		10/27/2023			
Count Time	AM	PM	AM	PM	AM	PM	AM	PM	AM	PM	AM	PM
0:00	0	7	1	7	2	7	1	5	0	5	4	31
0:15	0	0	0	6	0	3	0	6	0	6	0	21
0:30	0	2	0	9	0	3	0	6	0	2	0	22
0:45	0	3	0	3	0	3	0	3	0	2	0	14
1:00	0	11	0	1	0	4	0	2	0	1	0	19
1:15	0	5	0	4	0	3	0	3	0	2	0	17
1:30	0	2	0	0	0	3	0	3	0	4	0	12
1:45	0	1	2	1	0	2	0	1	0	4	2	9
2:00	0	5	0	0	0	4	0	0	0	3	0	12
2:15	0	0	0	0	2	1	0	1	0	4	2	6
2:30	0	3	0	2	0	2	0	3	0	1	0	11
2:45	0	2	0	7	0	9	0	4	0	0	0	22
3:00	0	4	0	3	0	0	0	3	0	2	0	12
3:15	0	6	0	2	0	4	0	3	0	3	0	18
3:30	0	1	0	4	0	3	0	3	0	0	0	11
3:45	0	0	1	3	0	3	0	4	0	2	1	12
4:00	0	1	0	7	0	3	0	3	0	5	0	19
4:15	0	6	2	1	0	8	0	8	0	6	2	29
4:30	0	0	0	10	1	7	0	7	0	3	1	27
4:45	2	2	4	1	3	6	2	2	2	0	13	11
5:00	0	2	0	3	0	10	0	5	1	2	1	22
5:15	1	7	0	6	0	8	1	5	0	3	2	29
5:30	5	5	9	2	6	2	7	1	3	2	30	12
5:45	0	0	2	2	6	4	9	5	3	2	20	13
6:00	9	6	4	4	4	3	2	6	1	4	20	23
6:15	10	4	8	4	10	6	5	6	3	6	36	26
6:30	7	5	7	5	11	5	5	1	6	5	36	21
6:45	12	0	6	3	3	4	4	9	4	1	29	17
7:00	7	2	6	4	10	4	9	2	10	2	42	14
7:15	7	0	3	2	4	1	3	3	4	0	21	6
7:30	16	3	5	5	9	7	11	1	6	4	47	20
7:45	11	1	12	2	14	0	9	2	6	1	52	6
8:00	6	4	2	2	3	3	5	4	6	3	22	16
8:15	12	2	7	3	3	3	14	0	5	0	41	8
8:30	8	2	8	0	6	0	12	2	11	0	45	4
8:45	14	3	10	0	12	0	10	4	8	2	54	9
9:00	10	0	13	0	13	1	10	0	11	0	57	1
9:15	4	0	6	0	4	0	8	0	8	0	30	0
9:30	5	2	14	0	8	0	5	0	5	0	37	2
9:45	3	0	7	0	12	0	9	1	4	0	35	1
10:00	6	0	7	0	7	0	9	0	7	1	36	1
10:15	11	1	5	1	4	0	4	0	8	0	32	2
10:30	8	0	6	0	7	0	2	0	6	0	29	0
10:45	9	0	11	0	7	0	6	0	0	0	33	0
11:00	9	0	7	0	6	0	13	0	7	0	42	0
11:15	4	0	5	0	6	0	5	0	11	0	31	0
11:30	7	1	9	0	5	0	6	0	1	0	28	1
11:45	7	2	4	0	8	0	9	0	9	0	37	2
<b>Totals</b>	<b>210</b>	<b>113</b>	<b>193</b>	<b>119</b>	<b>196</b>	<b>139</b>	<b>195</b>	<b>127</b>	<b>156</b>	<b>93</b>	<b>950</b>	<b>591</b>
<b>Day Total</b>	<b>323</b>		<b>312</b>		<b>335</b>		<b>322</b>		<b>249</b>		<b>1541</b>	
<b>AM Pct</b>	65.0%		61.9%		58.5%		60.6%		62.7%			

Peak Hour  
 Peak Volume  
 P.H.F

**AECOM**

7:00-8:00 AM	41	26	37	32	26	32
7:15-8:15 AM	40	22	30	28	22	28
7:30-8:30 AM	45	26	29	39	23	32
7:45-8:45 AM	37	29	26	40	28	32
8:00-9:00 AM	40	27	24	41	30	32

4:00-5:00 PM	9	19	24	20	14	17
4:15-5:15 PM	10	15	31	22	11	18
4:30-5:30 PM	11	20	31	19	8	18
4:45-5:45 PM	16	12	26	13	7	15
5:00-6:00 PM	14	13	24	16	9	15

Client: AECOM  
 File Number:  
 Route: L-18b  
 Location:

Site Ref: L-18b  
 Direction: OUT

Count Date Count Time	10/23/2023		10/24/2023		10/25/2023		10/26/2023		10/27/2023		AM	PM
	AM	PM	AM	PM	AM	PM	AM	PM	AM	PM		
0:00	0	4	3	3	3	1	0	1	1	3	7	12
0:15	2	0	0	1	1	4	0	5	3	3	6	13
0:30	0	1	0	5	0	4	0	1	1	0	1	11
0:45	0	0	0	1	0	0	0	2	0	1	0	4
1:00	0	4	0	0	0	0	0	1	0	2	0	7
1:15	0	1	2	2	0	1	0	1	0	0	2	5
1:30	0	2	0	2	0	0	0	3	0	2	0	9
1:45	0	3	0	0	0	0	0	6	1	1	1	10
2:00	0	7	0	0	0	0	0	0	0	0	0	7
2:15	0	0	0	1	0	3	0	2	0	3	0	9
2:30	0	2	0	0	0	0	0	6	0	3	0	11
2:45	0	3	0	0	0	5	0	5	0	0	0	13
3:00	0	1	0	0	0	3	0	6	0	6	0	16
3:15	0	3	0	0	0	2	0	0	0	2	0	7
3:30	0	5	0	2	0	2	0	6	0	3	0	18
3:45	0	2	0	8	0	5	0	3	0	0	0	18
4:00	0	2	0	5	0	7	0	8	0	1	0	23
4:15	0	2	0	9	0	8	0	5	0	1	0	25
4:30	0	8	0	2	0	3	0	4	0	1	0	18
4:45	0	1	0	11	0	8	2	3	0	2	2	25
5:00	0	1	0	7	0	8	0	10	0	6	0	32
5:15	0	7	1	7	0	16	0	7	0	4	1	41
5:30	1	5	0	6	1	5	1	6	0	1	3	23
5:45	0	2	0	4	0	7	0	2	1	5	1	20
6:00	0	2	1	1	0	2	1	5	1	4	3	14
6:15	0	5	0	3	0	13	0	2	0	3	0	26
6:30	3	4	2	3	0	2	0	2	0	3	5	14
6:45	0	4	0	5	0	8	0	3	0	8	0	28
7:00	2	3	0	6	3	4	0	2	1	10	6	25
7:15	3	3	3	5	1	0	0	3	0	5	7	16
7:30	0	6	0	2	1	9	2	8	3	9	6	34
7:45	3	2	2	0	1	4	1	1	1	2	8	9
8:00	4	4	1	6	0	1	0	1	0	6	5	18
8:15	0	2	2	0	2	6	0	0	1	2	5	10
8:30	0	3	1	2	0	2	0	6	0	1	1	14
8:45	1	3	0	0	1	1	0	2	0	0	2	6
9:00	1	0	1	0	1	1	2	0	3	0	8	1
9:15	2	0	0	2	0	2	0	0	0	0	2	4
9:30	0	0	0	0	1	0	0	1	4	0	5	1
9:45	3	0	0	3	0	0	2	0	0	1	5	4
10:00	0	0	4	0	0	0	0	2	1	0	5	2
10:15	0	0	0	3	1	1	0	0	1	0	2	4
10:30	1	0	1	0	2	1	1	1	0	0	5	2
10:45	0	2	1	0	2	1	0	0	1	0	4	3
11:00	4	4	5	3	5	0	0	0	1	0	15	7
11:15	0	0	7	0	0	0	0	2	4	1	11	3
11:30	3	0	4	0	4	0	0	0	2	0	13	0
11:45	0	0	2	0	1	0	0	0	1	3	4	3
<b>Totals</b>	<b>33</b>	<b>113</b>	<b>43</b>	<b>120</b>	<b>31</b>	<b>150</b>	<b>12</b>	<b>134</b>	<b>32</b>	<b>108</b>	<b>151</b>	<b>625</b>
<b>Day Total</b>	<b>146</b>		<b>163</b>		<b>181</b>		<b>146</b>		<b>140</b>		<b>776</b>	
<b>AM Pct</b>	22.6%		26.4%		17.1%		8.2%		22.9%			

Peak Hour  
 Peak Volume  
 P.H.F

**AECOM**

7:00-8:00 AM	8	5	6	3	5	5
7:15-8:15 AM	10	6	3	3	4	5
7:30-8:30 AM	7	5	4	3	5	5
7:45-8:45 AM	7	6	3	1	2	4
8:00-9:00 AM	5	4	3	0	1	3

4:00-5:00 PM	13	27	26	20	5	18
4:15-5:15 PM	12	29	27	22	10	20
4:30-5:30 PM	17	27	35	24	13	23
4:45-5:45 PM	14	31	37	26	13	24
5:00-6:00 PM	15	24	36	25	16	23

Client: AECOM  
 File Number:  
 Route: L-18c  
 Location:

Site Ref: L-18c  
 Direction: IN

Count Date	10/23/2023		10/24/2023		10/25/2023		10/26/2023		10/27/2023			
Count Time	AM	PM	AM	PM	AM	PM	AM	PM	AM	PM	AM	PM
0:00	0	5	0	5	0	5	2	4	3	8	5	27
0:15	0	1	1	6	0	3	0	7	2	4	3	21
0:30	0	5	0	4	0	9	0	2	0	2	0	22
0:45	0	4	0	9	0	3	0	7	1	3	1	26
1:00	0	2	0	3	0	2	0	3	0	3	0	13
1:15	0	6	0	9	1	2	0	7	0	6	1	30
1:30	0	3	0	5	0	4	0	4	0	2	0	18
1:45	0	4	0	3	0	4	0	6	0	7	0	24
2:00	0	1	0	7	0	8	0	1	0	0	0	17
2:15	0	4	2	2	2	3	3	2	2	2	9	13
2:30	0	3	0	3	0	5	0	1	0	5	0	17
2:45	0	6	0	5	0	2	0	2	0	6	0	21
3:00	0	2	0	2	0	6	0	6	0	4	0	20
3:15	0	3	0	2	0	4	0	1	0	2	0	12
3:30	0	4	2	3	0	3	1	1	1	5	4	16
3:45	0	8	0	5	0	5	0	5	0	1	0	24
4:00	0	5	0	8	0	5	0	6	0	4	0	28
4:15	0	4	0	7	1	4	0	2	0	3	1	20
4:30	0	5	0	12	0	4	0	2	0	4	0	27
4:45	0	2	1	3	1	2	0	4	1	4	3	15
5:00	2	3	2	3	4	1	2	3	3	7	13	17
5:15	1	2	2	5	1	7	0	1	0	6	4	21
5:30	8	0	5	2	1	7	5	1	1	3	20	13
5:45	2	1	2	7	5	4	3	2	6	2	18	16
6:00	10	0	10	1	5	1	6	4	4	5	35	11
6:15	4	8	10	2	7	1	10	5	7	1	38	17
6:30	12	4	3	1	4	1	1	1	3	1	23	8
6:45	3	1	2	1	6	1	7	2	6	3	24	8
7:00	3	4	9	5	4	0	5	2	2	6	23	17
7:15	6	1	5	2	9	0	7	1	4	0	31	4
7:30	6	4	3	3	4	2	8	4	8	2	29	15
7:45	4	0	9	1	11	0	4	1	9	4	37	6
8:00	6	0	2	2	6	2	7	1	4	2	25	7
8:15	5	0	10	0	8	1	3	0	6	0	32	1
8:30	5	0	9	0	8	1	7	1	5	0	34	2
8:45	5	2	7	1	13	1	12	1	6	4	43	9
9:00	8	2	4	3	9	2	11	2	5	3	37	12
9:15	6	0	9	1	10	0	13	0	11	0	49	1
9:30	8	0	12	0	7	0	8	1	5	1	40	2
9:45	4	1	4	0	6	0	9	0	7	0	30	1
10:00	8	1	2	0	6	0	5	1	4	0	25	2
10:15	6	0	5	2	9	0	6	0	5	1	31	3
10:30	7	1	8	2	9	0	5	0	10	0	39	3
10:45	9	2	9	0	2	0	3	1	5	1	28	4
11:00	1	0	13	0	1	0	2	0	4	0	21	0
11:15	5	0	8	0	2	1	2	0	4	0	21	1
11:30	4	0	7	0	7	0	5	0	8	0	31	0
11:45	5	0	3	0	6	0	3	0	4	0	21	0
<b>Totals</b>	<b>153</b>	<b>114</b>	<b>180</b>	<b>147</b>	<b>175</b>	<b>116</b>	<b>165</b>	<b>108</b>	<b>156</b>	<b>127</b>	<b>829</b>	<b>612</b>
<b>Day Total</b>	<b>267</b>		<b>327</b>		<b>291</b>		<b>273</b>		<b>283</b>		<b>1441</b>	
<b>AM Pct</b>	57.3%		55.0%		60.1%		60.4%		55.1%			

Peak Hour  
 Peak Volume  
 P.H.F

**AECOM**

7:00-8:00 AM	19	26	28	24	23	24
7:15-8:15 AM	22	19	30	26	25	24
7:30-8:30 AM	21	24	29	22	27	25
7:45-8:45 AM	20	30	33	21	24	26
8:00-9:00 AM	21	28	35	29	21	27

4:00-5:00 PM	16	30	15	14	15	18
4:15-5:15 PM	14	25	11	11	18	16
4:30-5:30 PM	12	23	14	10	21	16
4:45-5:45 PM	7	13	17	9	20	13
5:00-6:00 PM	6	17	19	7	18	13

Client: AECOM  
 File Number:  
 Route: L-18c  
 Location:

Site Ref: L-18c  
 Direction: OUT

Count Date	10/23/2023		10/24/2023		10/25/2023		10/26/2023		10/27/2023			
Count Time	AM	PM	AM	PM	AM	PM	AM	PM	AM	PM	AM	PM
0:00	0	4	2	6	3	7	1	7	3	7	9	31
0:15	0	3	0	10	1	11	1	12	2	6	4	42
0:30	0	4	0	13	0	9	0	6	0	1	0	33
0:45	0	3	0	12	0	6	0	7	1	4	1	32
1:00	0	6	0	6	0	3	0	5	0	7	0	27
1:15	0	7	0	13	2	7	0	7	0	9	2	43
1:30	0	10	0	5	0	5	0	3	0	4	0	27
1:45	0	4	2	4	0	9	0	5	0	9	2	31
2:00	0	5	0	14	0	12	1	9	2	4	3	44
2:15	0	2	1	8	1	8	0	8	0	7	2	33
2:30	0	8	0	3	0	10	0	4	0	9	0	34
2:45	0	7	0	7	0	3	0	8	0	6	0	31
3:00	0	5	0	17	0	11	0	19	0	14	0	66
3:15	0	19	0	12	0	20	0	20	1	9	1	80
3:30	0	17	0	15	0	10	1	20	0	11	1	73
3:45	0	21	0	17	0	18	0	16	0	13	0	85
4:00	0	12	0	8	2	9	2	20	0	13	4	62
4:15	0	14	0	19	1	26	0	15	0	21	1	95
4:30	1	13	2	7	0	7	1	14	0	12	4	53
4:45	1	19	2	17	3	22	1	23	5	34	12	115
5:00	1	20	0	24	2	21	1	17	1	18	5	100
5:15	3	27	3	24	2	28	3	14	4	20	15	113
5:30	8	11	3	22	2	9	2	18	3	14	18	74
5:45	3	21	5	34	6	22	5	27	8	14	27	118
6:00	4	8	4	18	5	11	5	21	2	14	20	72
6:15	5	12	5	10	8	7	5	20	4	10	27	59
6:30	2	20	2	11	9	19	4	11	5	10	22	71
6:45	6	12	9	17	9	10	6	7	10	10	40	56
7:00	3	12	4	20	3	14	2	18	2	4	14	68
7:15	7	2	8	10	9	12	9	7	9	7	42	38
7:30	10	7	7	5	7	14	7	9	6	8	37	43
7:45	13	1	8	8	10	6	7	9	11	14	49	38
8:00	1	6	5	3	8	1	6	10	4	9	24	29
8:15	11	3	8	3	9	3	9	7	8	3	45	19
8:30	3	10	2	2	4	5	5	1	2	1	16	19
8:45	9	4	6	7	6	5	11	7	9	7	41	30
9:00	6	1	6	7	8	3	5	3	1	1	26	15
9:15	3	1	6	3	7	1	9	1	6	0	31	6
9:30	6	4	4	2	4	1	7	4	5	4	26	15
9:45	1	2	4	0	3	0	5	0	4	0	17	2
10:00	6	4	5	1	7	0	7	1	6	3	31	9
10:15	2	2	5	3	5	1	4	1	3	1	19	8
10:30	4	2	9	0	3	0	4	1	5	0	25	3
10:45	12	2	3	0	3	1	2	2	2	2	22	7
11:00	6	0	11	0	5	0	6	0	4	0	32	0
11:15	2	0	4	0	4	3	4	0	3	1	17	4
11:30	5	1	5	0	3	2	6	2	5	3	24	8
11:45	10	4	7	0	10	0	6	0	5	1	38	5
<b>Totals</b>	<b>154</b>	<b>382</b>	<b>157</b>	<b>447</b>	<b>174</b>	<b>412</b>	<b>160</b>	<b>446</b>	<b>151</b>	<b>379</b>	<b>796</b>	<b>2066</b>
<b>Day Total</b>	<b>536</b>		<b>604</b>		<b>586</b>		<b>606</b>		<b>530</b>		<b>2862</b>	
<b>AM Pct</b>	28.7%		26.0%		29.7%		26.4%		28.5%			

Peak Hour  
 Peak Volume  
 P.H.F

**AECOM**

7:00-8:00 AM	33	27	29	25	28	28
7:15-8:15 AM	31	28	34	29	30	30
7:30-8:30 AM	35	28	34	29	29	31
7:45-8:45 AM	28	23	31	27	25	27
8:00-9:00 AM	24	21	27	31	23	25

4:00-5:00 PM	58	51	64	72	80	65
4:15-5:15 PM	66	67	76	69	85	73
4:30-5:30 PM	79	72	78	68	84	76
4:45-5:45 PM	77	87	80	72	86	80
5:00-6:00 PM	79	104	80	76	66	81



Client: AECOM  
 File Number:  
 Route: L-1a  
 Location:

Site Ref: L-1a  
 Direction: IN

Count Date Count Time	10/23/2023		10/24/2023		10/25/2023		10/26/2023		10/27/2023		AM	PM
	AM	PM	AM	PM	AM	PM	AM	PM	AM	PM		
0:00	0	23	0	22	0	21	3	17	1	16	4	99
0:15	0	14	1	16	2	19	0	16	0	25	3	90
0:30	1	16	2	34	2	23	3	37	3	23	11	133
0:45	0	17	0	26	1	26	1	22	3	23	5	114
1:00	0	13	1	17	0	14	1	15	0	9	2	68
1:15	0	9	0	18	0	11	0	19	1	17	1	74
1:30	0	17	0	23	0	23	1	21	0	20	1	104
1:45	0	21	1	21	0	22	0	18	0	19	1	101
2:00	0	22	0	25	0	24	1	13	0	23	1	107
2:15	0	22	0	34	0	24	0	33	0	19	0	132
2:30	1	18	2	17	0	22	1	12	2	13	6	82
2:45	0	19	0	19	0	12	0	9	0	11	0	70
3:00	0	10	0	12	2	7	0	10	0	7	2	46
3:15	0	10	2	6	2	9	0	6	0	11	4	42
3:30	2	5	2	9	4	7	2	8	0	7	10	36
3:45	2	3	2	4	2	8	1	3	2	8	9	26
4:00	1	6	3	9	1	4	2	5	2	9	9	33
4:15	6	3	7	4	6	4	4	4	6	13	29	28
4:30	8	5	6	4	4	6	6	6	9	17	33	38
4:45	4	8	7	5	4	6	7	7	13	12	35	38
5:00	7	4	8	4	11	7	7	6	6	4	39	25
5:15	7	5	9	7	11	3	8	3	6	5	41	23
5:30	13	1	13	3	20	3	14	6	13	3	73	16
5:45	19	2	23	2	24	3	23	5	16	4	105	16
6:00	47	0	37	2	39	5	36	3	43	3	202	13
6:15	54	4	59	2	58	5	65	4	62	4	298	19
6:30	95	3	90	2	87	2	97	5	97	3	466	15
6:45	50	3	53	4	58	1	53	4	60	4	274	16
7:00	42	3	53	1	55	4	52	6	42	5	244	19
7:15	59	5	62	3	61	4	56	4	55	1	293	17
7:30	62	5	89	9	78	13	71	13	58	8	358	48
7:45	80	1	73	7	73	2	67	5	59	7	352	22
8:00	70	3	73	3	70	6	66	4	44	8	323	24
8:15	57	0	56	1	65	4	57	5	54	4	289	14
8:30	41	3	55	0	45	4	51	2	51	1	243	10
8:45	38	1	36	1	46	2	55	4	35	3	210	11
9:00	26	7	43	2	29	4	34	2	24	3	156	18
9:15	21	0	26	2	18	1	24	3	20	3	109	9
9:30	21	8	19	6	31	3	21	6	11	4	103	27
9:45	18	4	20	4	15	4	13	4	18	4	84	20
10:00	16	3	19	3	21	2	14	3	21	3	91	14
10:15	15	3	14	2	14	3	18	6	20	2	81	16
10:30	21	2	13	3	19	3	17	3	13	2	83	13
10:45	16	4	16	1	9	5	12	3	17	3	70	16
11:00	9	4	11	4	13	5	7	3	12	3	52	19
11:15	12	4	9	5	16	8	11	5	12	5	60	27
11:30	8	5	14	2	14	4	11	5	6	4	53	20
11:45	8	2	13	2	12	3	16	1	4	4	53	12
<b>Totals</b>	<b>957</b>	<b>350</b>	<b>1042</b>	<b>412</b>	<b>1042</b>	<b>405</b>	<b>1009</b>	<b>404</b>	<b>921</b>	<b>409</b>	<b>4971</b>	<b>1980</b>
<b>Day Total</b>	<b>1307</b>		<b>1454</b>		<b>1447</b>		<b>1413</b>		<b>1330</b>		<b>6951</b>	
<b>AM Pct</b>	73.2%		71.7%		72.0%		71.4%		69.2%			

Peak Hour  
 Peak Volume  
 P.H.F

**AECOM**

<b>7:00-8:00 AM</b>	243	277	267	246	214	249
<b>7:15-8:15 AM</b>	271	297	282	260	216	265
<b>7:30-8:30 AM</b>	269	291	286	261	215	264
<b>7:45-8:45 AM</b>	248	257	253	241	208	241
<b>8:00-9:00 AM</b>	206	220	226	229	184	213

<b>4:00-5:00 PM</b>	22	22	20	22	51	27
<b>4:15-5:15 PM</b>	20	17	23	23	46	26
<b>4:30-5:30 PM</b>	22	20	22	22	38	25
<b>4:45-5:45 PM</b>	18	19	19	22	24	20
<b>5:00-6:00 PM</b>	12	16	16	20	16	16

Client: AECOM  
 File Number:  
 Route: L-1a  
 Location:

Site Ref: L-1a  
 Direction: OUT

Count Date	10/23/2023		10/24/2023		10/25/2023		10/26/2023		10/27/2023			
Count Time	AM	PM	AM	PM	AM	PM	AM	PM	AM	PM	AM	PM
0:00	2	17	0	17	1	13	5	14	2	19	10	80
0:15	0	19	1	17	2	19	2	19	0	13	5	87
0:30	1	10	4	15	4	11	2	21	4	13	15	70
0:45	1	15	1	15	3	12	3	17	4	11	12	70
1:00	0	14	1	19	0	9	0	20	1	19	2	81
1:15	0	20	0	24	1	18	1	18	2	16	4	96
1:30	0	25	4	21	1	16	3	27	3	22	11	111
1:45	0	31	1	18	3	24	1	15	0	16	5	104
2:00	0	29	0	18	0	24	0	18	0	19	0	108
2:15	0	35	0	36	0	24	1	19	0	20	1	134
2:30	1	35	1	34	0	30	0	31	1	34	3	164
2:45	0	31	0	42	0	38	0	25	0	31	0	167
3:00	0	40	0	36	0	22	0	25	0	19	0	142
3:15	0	44	1	42	0	39	0	57	0	50	1	232
3:30	0	49	0	41	2	66	1	45	0	66	3	267
3:45	2	39	2	52	3	48	1	66	0	47	8	252
4:00	0	68	1	70	0	57	0	53	1	45	2	293
4:15	1	53	2	60	0	63	0	67	2	39	5	282
4:30	1	77	1	77	0	46	0	52	0	50	2	302
4:45	0	64	0	75	0	81	9	75	4	68	13	363
5:00	0	71	2	69	2	67	1	60	1	64	6	331
5:15	0	55	8	61	1	76	0	81	1	52	10	325
5:30	0	61	1	62	1	57	0	69	3	53	5	302
5:45	2	48	4	43	4	55	3	45	6	39	19	230
6:00	3	29	3	28	8	45	6	50	1	37	21	189
6:15	0	27	3	39	2	34	2	40	1	26	8	166
6:30	1	25	1	20	0	32	0	22	0	24	2	123
6:45	2	16	1	14	5	19	1	26	3	25	12	100
7:00	0	18	3	43	3	29	2	27	2	19	10	136
7:15	3	10	0	22	2	31	3	26	2	9	10	98
7:30	2	33	3	44	7	36	7	43	6	45	25	201
7:45	0	46	1	51	2	51	0	59	2	48	5	255
8:00	4	31	6	26	1	24	7	32	7	50	25	163
8:15	4	12	4	18	3	10	3	10	3	16	17	66
8:30	2	6	9	7	4	16	5	9	5	5	25	43
8:45	1	8	5	2	5	2	3	6	6	11	20	29
9:00	11	7	3	8	6	17	8	11	5	13	33	56
9:15	6	5	2	11	5	6	6	16	8	6	27	44
9:30	8	9	7	16	6	8	8	5	6	11	35	49
9:45	6	17	6	13	10	17	6	15	6	11	34	73
10:00	8	6	3	14	5	5	6	10	11	8	33	43
10:15	8	10	5	6	3	11	6	14	7	12	29	53
10:30	6	10	6	7	5	10	12	11	11	10	40	48
10:45	6	5	8	4	7	10	7	15	10	9	38	43
11:00	6	11	7	5	7	10	11	11	12	8	43	45
11:15	16	28	9	18	4	21	7	14	8	14	44	95
11:30	11	13	9	26	15	16	13	21	13	15	61	91
11:45	9	5	21	3	14	5	12	5	4	11	60	29
<b>Totals</b>	<b>134</b>	<b>1337</b>	<b>160</b>	<b>1409</b>	<b>157</b>	<b>1380</b>	<b>174</b>	<b>1437</b>	<b>174</b>	<b>1268</b>	<b>799</b>	<b>6831</b>
<b>Day Total</b>	<b>1471</b>		<b>1569</b>		<b>1537</b>		<b>1611</b>		<b>1442</b>		<b>7630</b>	
<b>AM Pct</b>	9.1%		10.2%		10.2%		10.8%		12.1%			

Peak Hour  
 Peak Volume  
 P.H.F

**AECOM**

7:00-8:00 AM	5	7	14	12	12	10
7:15-8:15 AM	9	10	12	17	17	13
7:30-8:30 AM	10	14	13	17	18	14
7:45-8:45 AM	10	20	10	15	17	14
8:00-9:00 AM	11	24	13	18	21	17

4:00-5:00 PM	262	282	247	247	202	248
4:15-5:15 PM	265	281	257	254	221	256
4:30-5:30 PM	267	282	270	268	234	264
4:45-5:45 PM	251	267	281	285	237	264
5:00-6:00 PM	235	235	255	255	208	238

Client: AECOM  
 File Number:  
 Route: L-1b  
 Location:

Site Ref: L-1b  
 Direction: IN

Count Date	10/23/2023		10/24/2023		10/25/2023		10/26/2023		10/27/2023		AM	PM
	AM	PM	AM	PM	AM	PM	AM	PM	AM	PM		
0:00	0	1	0	7	0	5	0	6	0	3	0	22
0:15	0	4	0	1	0	2	0	2	0	4	0	13
0:30	0	0	0	1	0	5	0	1	0	2	0	9
0:45	0	2	0	4	0	6	0	4	0	3	0	19
1:00	0	1	0	12	0	5	0	11	0	4	0	33
1:15	0	2	0	5	0	2	0	3	0	2	0	14
1:30	0	4	0	4	0	6	0	10	0	5	0	29
1:45	0	5	0	7	0	3	0	5	0	0	0	20
2:00	0	6	0	7	0	4	0	4	0	3	0	24
2:15	0	5	0	3	0	2	0	5	0	2	0	17
2:30	0	3	0	3	0	6	0	1	0	6	0	19
2:45	0	3	0	4	0	4	0	5	0	3	0	19
3:00	1	4	0	5	0	8	0	2	0	1	1	20
3:15	0	5	0	3	0	6	0	3	0	4	0	21
3:30	0	7	0	7	0	4	0	3	0	3	0	24
3:45	0	8	0	3	0	4	0	3	0	3	0	21
4:00	0	7	0	7	0	5	0	6	0	4	0	29
4:15	0	4	0	2	0	2	0	5	0	18	0	31
4:30	0	3	0	4	0	1	0	2	0	11	0	21
4:45	0	1	0	1	0	5	0	2	1	3	1	12
5:00	0	3	0	2	0	2	0	1	0	2	0	10
5:15	0	1	0	5	0	4	0	2	0	7	0	19
5:30	0	1	0	4	0	2	0	4	0	6	0	17
5:45	0	1	2	3	0	2	0	1	0	5	2	12
6:00	1	2	3	1	4	1	1	1	1	1	10	6
6:15	0	1	0	1	0	3	0	1	1	0	1	6
6:30	0	2	2	2	0	1	0	0	0	1	2	6
6:45	0	1	2	3	0	1	1	4	1	1	4	10
7:00	3	2	3	3	1	2	2	1	0	2	9	10
7:15	4	0	0	0	2	0	2	1	2	0	10	1
7:30	3	2	3	1	1	0	3	5	4	1	14	9
7:45	4	0	4	0	3	0	0	0	3	0	14	0
8:00	0	0	0	0	0	0	2	1	2	0	4	1
8:15	4	1	1	1	3	2	2	1	0	1	10	6
8:30	1	1	1	1	5	2	4	2	2	0	13	6
8:45	3	0	1	0	4	1	1	1	2	0	11	2
9:00	1	2	5	1	2	1	3	1	3	1	14	6
9:15	3	0	5	0	1	1	7	1	5	1	21	3
9:30	7	0	0	0	1	2	0	2	4	0	12	4
9:45	3	1	4	0	5	0	1	1	2	0	15	2
10:00	2	0	5	0	3	0	0	0	3	0	13	0
10:15	7	0	5	0	8	1	6	0	2	0	28	1
10:30	4	0	4	0	9	2	1	0	2	0	20	2
10:45	8	0	1	0	4	0	5	0	3	0	21	0
11:00	4	0	5	0	3	1	6	0	0	0	18	1
11:15	7	0	5	0	1	0	4	0	4	0	21	0
11:30	3	0	3	0	3	0	6	0	1	0	16	0
11:45	3	1	2	0	3	0	6	0	5	0	19	1
<b>Totals</b>	<b>76</b>	<b>97</b>	<b>66</b>	<b>118</b>	<b>66</b>	<b>116</b>	<b>63</b>	<b>114</b>	<b>53</b>	<b>113</b>	<b>324</b>	<b>558</b>
<b>Day Total</b>	<b>173</b>		<b>184</b>		<b>182</b>		<b>177</b>		<b>166</b>		<b>882</b>	
<b>AM Pct</b>	43.9%		35.9%		36.3%		35.6%		31.9%			

Peak Hour  
 Peak Volume  
 P.H.F

**AECOM**

7:00-8:00 AM	14	10	7	7	9	9
7:15-8:15 AM	11	7	6	7	11	8
7:30-8:30 AM	11	8	7	7	9	8
7:45-8:45 AM	9	6	11	8	7	8
8:00-9:00 AM	8	3	12	9	6	8

4:00-5:00 PM	15	14	13	15	36	19
4:15-5:15 PM	11	9	10	10	34	15
4:30-5:30 PM	8	12	12	7	23	12
4:45-5:45 PM	6	12	13	9	18	12
5:00-6:00 PM	6	14	10	8	20	12

Client: AECOM  
 File Number:  
 Route: L-1b  
 Location:

Site Ref: L-1b  
 Direction: OUT

Count Date	10/23/2023		10/24/2023		10/25/2023		10/26/2023		10/27/2023			
	AM	PM	AM	PM	AM	PM	AM	PM	AM	PM	AM	PM
0:00	0	1	0	7	0	3	0	4	0	1	0	16
0:15	0	3	0	5	0	2	0	2	0	5	0	17
0:30	0	0	0	3	0	5	0	6	0	1	0	15
0:45	0	4	0	7	0	5	0	6	0	4	0	26
1:00	0	5	0	7	0	2	0	6	0	4	0	24
1:15	0	5	0	5	0	7	0	7	0	2	0	26
1:30	0	10	0	2	0	3	0	10	0	5	0	30
1:45	0	4	0	6	0	2	0	3	0	1	0	16
2:00	0	4	0	3	0	6	0	2	0	0	0	15
2:15	0	2	0	5	0	4	0	7	0	3	0	21
2:30	0	3	0	5	0	7	0	3	0	7	0	25
2:45	0	5	0	3	0	8	0	5	0	5	0	26
3:00	1	4	0	4	0	8	0	1	0	1	1	18
3:15	0	11	0	5	0	5	0	4	0	7	0	32
3:30	0	10	0	5	0	2	0	5	0	1	0	23
3:45	0	4	0	2	0	3	0	4	0	3	0	16
4:00	0	3	0	3	0	6	0	4	0	6	0	22
4:15	0	2	0	4	0	2	0	3	0	8	0	19
4:30	0	1	0	3	0	2	0	3	0	5	0	14
4:45	0	2	0	6	0	3	0	4	1	3	1	18
5:00	0	1	0	3	0	1	0	2	0	2	0	9
5:15	0	1	0	1	0	1	0	1	0	0	0	4
5:30	0	1	0	0	0	0	0	1	0	2	0	4
5:45	0	0	4	3	0	1	0	1	0	0	4	5
6:00	1	2	1	2	2	1	1	0	1	0	6	5
6:15	2	0	2	1	0	4	2	2	3	0	9	7
6:30	0	3	0	2	0	3	0	2	2	2	2	12
6:45	2	0	2	1	1	1	2	2	0	1	7	5
7:00	3	2	2	2	2	2	2	2	2	1	11	9
7:15	1	3	1	2	2	1	1	3	3	1	8	10
7:30	2	1	3	1	2	0	1	0	4	1	12	3
7:45	5	1	6	1	3	1	4	2	3	0	21	5
8:00	3	1	4	1	0	0	5	0	5	1	17	3
8:15	3	2	1	3	2	1	3	1	0	1	9	8
8:30	1	2	0	1	4	1	4	0	2	0	11	4
8:45	3	0	3	1	7	0	1	2	3	1	17	4
9:00	5	2	4	0	3	0	4	2	2	1	18	5
9:15	2	0	6	0	8	0	10	0	10	0	36	0
9:30	13	0	6	0	3	1	4	0	7	0	33	1
9:45	8	0	2	1	6	0	2	0	3	0	21	1
10:00	8	0	6	0	3	0	7	0	8	0	32	0
10:15	7	0	8	0	12	1	3	0	3	0	33	1
10:30	5	0	4	1	10	0	5	0	4	0	28	1
10:45	6	0	5	0	6	0	7	0	6	0	30	0
11:00	4	0	5	0	7	0	6	0	3	0	25	0
11:15	10	0	8	0	4	0	5	0	4	0	31	0
11:30	7	0	6	0	5	0	5	0	3	0	26	0
11:45	6	1	4	0	4	0	4	0	8	0	26	1
<b>Totals</b>	<b>108</b>	<b>106</b>	<b>93</b>	<b>117</b>	<b>96</b>	<b>105</b>	<b>88</b>	<b>112</b>	<b>90</b>	<b>86</b>	<b>475</b>	<b>526</b>
<b>Day Total</b>	<b>214</b>		<b>210</b>		<b>201</b>		<b>200</b>		<b>176</b>		<b>1001</b>	
<b>AM Pct</b>	50.5%		44.3%		47.8%		44.0%		51.1%			

Peak Hour  
 Peak Volume  
 P.H.F

**AECOM**

7:00-8:00 AM	11	12	9	8	12	10
7:15-8:15 AM	11	14	7	11	15	12
7:30-8:30 AM	13	14	7	13	12	12
7:45-8:45 AM	12	11	9	16	10	12
8:00-9:00 AM	10	8	13	13	10	11

4:00-5:00 PM	8	16	13	14	22	15
4:15-5:15 PM	6	16	8	12	18	12
4:30-5:30 PM	5	13	7	10	10	9
4:45-5:45 PM	5	10	5	8	7	7
5:00-6:00 PM	3	7	3	5	4	4

Client: AECOM  
 File Number:  
 Route: L-1c  
 Location:

Site Ref: L-1c  
 Direction: IN

Count Date	10/23/2023		10/24/2023		10/25/2023		10/26/2023		10/27/2023			
Count Time	AM	PM	AM	PM	AM	PM	AM	PM	AM	PM	AM	PM
0:00	0	1	0	3	0	3	0	1	0	4	0	12
0:15	0	2	0	2	0	2	0	0	0	2	0	8
0:30	0	0	0	1	0	3	0	1	0	0	0	5
0:45	0	1	0	2	0	2	0	5	0	6	0	16
1:00	0	2	0	4	0	1	0	3	0	0	0	10
1:15	0	1	0	2	0	0	0	1	0	1	0	5
1:30	0	1	0	2	0	1	0	7	0	3	0	14
1:45	0	3	0	1	0	1	0	3	0	1	0	9
2:00	0	3	0	5	0	3	0	1	0	1	0	13
2:15	0	2	0	1	0	3	0	2	0	3	0	11
2:30	0	3	0	2	0	2	0	1	0	5	0	13
2:45	0	2	0	0	0	4	0	1	0	2	0	9
3:00	1	1	0	1	0	7	0	1	0	2	1	12
3:15	0	1	0	2	0	1	0	1	0	2	0	7
3:30	0	5	0	2	0	6	0	1	0	0	0	14
3:45	0	2	0	1	0	2	0	0	0	2	0	7
4:00	0	3	0	4	0	0	0	1	0	7	0	15
4:15	0	2	0	0	0	1	0	1	0	26	0	30
4:30	0	0	0	1	0	0	0	1	0	10	0	12
4:45	0	0	0	2	0	0	0	0	0	1	0	3
5:00	0	0	0	1	0	0	0	2	0	0	0	3
5:15	0	1	0	2	0	0	0	1	0	1	0	5
5:30	0	1	0	1	0	1	0	3	0	0	0	6
5:45	2	0	1	0	1	0	0	0	0	0	4	0
6:00	0	0	4	0	1	0	2	0	0	0	7	0
6:15	3	0	5	0	2	1	6	1	4	0	20	2
6:30	1	1	2	1	6	2	2	0	1	1	12	5
6:45	4	0	4	0	2	0	2	0	3	0	15	0
7:00	1	0	3	0	0	0	2	0	0	0	6	0
7:15	0	0	0	0	0	0	2	0	1	0	3	0
7:30	1	0	2	0	3	0	3	1	2	0	11	1
7:45	3	0	3	0	1	0	1	0	3	0	11	0
8:00	1	0	0	0	1	0	1	0	1	0	4	0
8:15	1	0	3	0	3	0	2	0	1	0	10	0
8:30	1	0	1	0	1	2	3	0	0	0	6	2
8:45	0	0	1	0	1	0	0	0	0	0	2	0
9:00	2	0	4	0	0	0	3	0	2	0	11	0
9:15	4	0	3	0	1	0	3	0	4	0	15	0
9:30	2	0	0	0	1	0	0	0	2	0	5	0
9:45	1	0	4	0	3	0	2	0	1	0	11	0
10:00	2	0	2	0	1	0	3	0	2	0	10	0
10:15	3	0	3	0	5	0	3	0	3	0	17	0
10:30	1	0	5	0	7	0	2	0	3	0	18	0
10:45	1	0	1	0	2	1	2	0	0	0	6	1
11:00	3	0	1	0	3	0	4	0	3	0	14	0
11:15	3	0	2	0	1	0	0	0	1	0	7	0
11:30	0	0	2	0	1	0	1	0	0	0	4	0
11:45	0	0	1	0	3	0	1	0	2	0	7	0
<b>Totals</b>	<b>41</b>	<b>38</b>	<b>57</b>	<b>43</b>	<b>50</b>	<b>49</b>	<b>50</b>	<b>40</b>	<b>39</b>	<b>80</b>	<b>237</b>	<b>250</b>
<b>Day Total</b>	<b>79</b>		<b>100</b>		<b>99</b>		<b>90</b>		<b>119</b>		<b>487</b>	
<b>AM Pct</b>	51.9%		57.0%		50.5%		55.6%		32.8%			

Peak Hour  
 Peak Volume  
 P.H.F

**AECOM**

7:00-8:00 AM	5	8	4	8	6	6
7:15-8:15 AM	5	5	5	7	7	6
7:30-8:30 AM	6	8	8	7	7	7
7:45-8:45 AM	6	7	6	7	5	6
8:00-9:00 AM	3	5	6	6	2	4

4:00-5:00 PM	5	7	1	3	44	12
4:15-5:15 PM	2	4	1	4	37	10
4:30-5:30 PM	1	6	0	4	12	5
4:45-5:45 PM	2	6	1	6	2	3
5:00-6:00 PM	2	4	1	6	1	3

Client: AECOM  
 File Number:  
 Route: L-1c  
 Location:

Site Ref: L-1c  
 Direction: OUT

Count Date Count Time	10/23/2023		10/24/2023		10/25/2023		10/26/2023		10/27/2023		AM	PM
	AM	PM	AM	PM	AM	PM	AM	PM	AM	PM		
0:00	0	1	0	0	0	0	0	1	0	0	0	2
0:15	0	1	0	1	0	2	0	0	0	1	0	5
0:30	0	0	0	2	0	0	0	0	0	0	0	2
0:45	0	1	0	0	0	1	0	1	0	0	0	3
1:00	0	1	0	0	0	0	0	1	0	2	0	4
1:15	0	1	0	0	0	1	0	1	0	0	0	3
1:30	0	0	0	1	0	0	0	2	0	2	0	5
1:45	0	0	0	1	0	0	0	0	0	0	0	1
2:00	0	0	0	0	0	0	0	1	0	0	0	1
2:15	0	3	0	1	0	1	0	1	0	0	0	6
2:30	0	1	0	0	0	0	0	0	0	0	0	1
2:45	0	0	0	0	0	1	0	2	0	2	0	5
3:00	0	0	0	0	0	2	0	1	0	1	0	4
3:15	0	1	0	1	0	0	0	0	0	1	0	3
3:30	0	1	0	3	0	1	0	0	0	1	0	6
3:45	0	0	0	1	0	1	0	2	0	2	0	4
4:00	0	0	0	0	0	0	0	0	0	0	0	2
4:15	0	1	0	0	0	2	0	0	0	5	0	8
4:30	0	0	0	1	0	1	0	3	0	9	0	14
4:45	0	0	0	0	0	0	0	1	0	0	0	1
5:00	0	1	0	1	0	2	0	0	0	2	0	6
5:15	0	1	0	1	0	1	0	4	0	2	0	9
5:30	0	0	0	0	0	1	0	0	0	4	0	5
5:45	0	1	0	2	0	0	0	1	0	0	0	4
6:00	0	1	0	1	0	3	1	1	0	0	1	6
6:15	0	1	0	0	0	1	0	0	0	0	0	2
6:30	0	0	0	1	0	1	0	0	1	0	1	2
6:45	0	3	0	1	0	1	0	2	0	3	0	10
7:00	1	2	0	0	0	1	0	0	0	0	1	3
7:15	0	0	0	0	0	0	0	0	0	0	0	0
7:30	0	0	0	0	0	1	0	1	0	1	0	3
7:45	0	0	0	0	0	0	0	0	0	0	0	0
8:00	0	0	0	0	0	0	1	0	0	1	1	1
8:15	0	0	0	0	0	0	0	0	0	0	0	0
8:30	0	0	0	0	0	3	0	0	0	0	0	3
8:45	1	0	0	0	0	0	0	0	1	0	2	0
9:00	1	0	0	0	1	0	1	0	1	0	4	0
9:15	3	0	1	0	1	0	2	0	3	0	10	0
9:30	1	0	0	0	0	0	1	0	3	0	5	0
9:45	1	0	1	0	0	0	1	0	0	0	3	0
10:00	1	0	1	0	0	0	0	0	1	0	3	0
10:15	0	0	0	0	2	0	1	0	2	0	5	0
10:30	0	0	0	1	1	0	1	0	0	0	2	1
10:45	0	0	1	0	0	0	0	0	0	0	1	0
11:00	0	0	0	0	1	0	0	0	1	0	2	0
11:15	0	0	4	0	1	0	0	0	0	0	5	0
11:30	1	0	1	0	2	0	1	0	0	0	5	0
11:45	0	0	0	0	0	0	0	0	1	0	1	0
<b>Totals</b>	<b>10</b>	<b>22</b>	<b>9</b>	<b>20</b>	<b>9</b>	<b>28</b>	<b>10</b>	<b>26</b>	<b>14</b>	<b>39</b>	<b>52</b>	<b>135</b>
<b>Day Total</b>	<b>32</b>		<b>29</b>		<b>37</b>		<b>36</b>		<b>53</b>		<b>187</b>	
<b>AM Pct</b>	31.3%		31.0%		24.3%		27.8%		26.4%			

Peak Hour  
 Peak Volume  
 P.H.F

**AECOM**

7:00-8:00 AM	1	0	0	0	0	0
7:15-8:15 AM	0	0	0	0	1	0
7:30-8:30 AM	0	0	0	0	1	0
7:45-8:45 AM	0	0	0	0	1	0
8:00-9:00 AM	1	0	0	0	1	1

4:00-5:00 PM	1	1	3	4	16	5
4:15-5:15 PM	2	2	5	4	16	6
4:30-5:30 PM	2	3	4	8	13	6
4:45-5:45 PM	2	2	4	5	8	4
5:00-6:00 PM	3	4	4	5	8	5

Client: AECOM  
 File Number:  
 Route: L-20a  
 Location:

Site Ref: L-20a  
 Direction: IN

Count Date	10/23/2023		10/24/2023		10/25/2023		10/26/2023		10/27/2023			
Count Time	AM	PM	AM	PM	AM	PM	AM	PM	AM	PM	AM	PM
0:00	0	5	0	0	0	2	0	1	0	1	0	9
0:15	0	1	0	2	0	0	0	2	0	0	0	5
0:30	0	1	0	0	0	1	0	0	0	1	0	3
0:45	0	0	0	2	0	0	0	0	0	0	0	2
1:00	0	0	0	0	0	0	0	1	0	1	0	2
1:15	0	0	0	0	0	0	0	0	0	0	0	0
1:30	0	1	0	1	0	1	0	0	0	1	0	4
1:45	0	2	0	1	0	0	0	1	0	2	0	6
2:00	0	0	0	1	0	0	0	0	0	1	0	2
2:15	0	1	0	0	0	1	0	0	0	0	0	2
2:30	0	1	0	0	0	0	0	2	0	1	0	4
2:45	0	0	0	0	0	0	0	1	0	0	0	1
3:00	0	0	0	0	0	1	0	0	0	1	0	2
3:15	0	1	0	1	0	0	0	0	0	1	0	3
3:30	0	1	0	2	0	1	0	0	0	1	0	5
3:45	0	3	0	2	0	0	0	0	0	2	0	6
4:00	0	3	0	1	0	2	0	2	0	2	0	10
4:15	0	0	0	4	0	3	0	0	0	3	0	10
4:30	0	1	0	3	0	1	0	1	0	3	0	9
4:45	0	1	0	0	0	2	0	0	0	0	0	3
5:00	0	2	0	1	0	0	0	2	2	0	2	5
5:15	0	0	0	0	0	0	0	1	1	0	1	1
5:30	0	0	0	2	0	1	0	3	1	0	1	6
5:45	3	0	3	1	4	0	3	0	3	0	16	1
6:00	5	0	5	1	2	0	3	1	1	1	16	3
6:15	2	2	0	3	2	3	5	2	1	2	10	12
6:30	0	1	3	0	0	0	2	1	4	1	9	3
6:45	1	0	0	0	1	1	1	0	2	1	5	2
7:00	0	2	1	0	0	1	0	1	0	0	1	4
7:15	1	0	4	0	2	0	1	0	2	0	10	0
7:30	2	0	2	0	3	0	6	1	4	0	17	1
7:45	2	3	2	2	2	2	2	0	2	0	8	8
8:00	1	0	4	0	1	0	2	0	1	0	9	0
8:15	0	0	4	1	1	0	3	0	0	1	8	2
8:30	0	0	2	0	2	1	1	1	4	0	9	2
8:45	0	0	1	0	3	1	2	1	0	0	6	2
9:00	0	0	2	0	6	0	0	0	2	0	10	0
9:15	5	0	4	0	2	0	4	0	1	0	16	0
9:30	2	0	4	0	3	0	3	0	3	0	15	0
9:45	3	0	5	0	5	0	2	0	1	1	16	1
10:00	2	0	6	0	4	0	4	0	7	0	23	0
10:15	6	0	14	0	12	0	7	0	3	0	42	0
10:30	7	0	5	0	4	1	4	1	5	0	25	2
10:45	5	0	5	0	1	0	3	0	0	0	14	0
11:00	1	0	3	0	3	0	4	0	0	0	11	0
11:15	0	0	3	0	3	0	3	0	1	0	10	0
11:30	3	0	0	0	1	0	3	0	2	0	9	0
11:45	0	0	2	0	1	0	3	0	3	0	9	0
<b>Totals</b>	<b>51</b>	<b>32</b>	<b>84</b>	<b>31</b>	<b>68</b>	<b>26</b>	<b>69</b>	<b>27</b>	<b>56</b>	<b>27</b>	<b>328</b>	<b>143</b>
<b>Day Total</b>	<b>83</b>		<b>115</b>		<b>94</b>		<b>96</b>		<b>83</b>		<b>471</b>	
<b>AM Pct</b>	61.4%		73.0%		72.3%		71.9%		67.5%			

Peak Hour  
 Peak Volume  
 P.H.F

**AECOM**

7:00-8:00 AM	5	9	7	7	8	7
7:15-8:15 AM	6	12	8	9	9	9
7:30-8:30 AM	5	12	7	11	7	8
7:45-8:45 AM	3	12	6	6	7	7
8:00-9:00 AM	1	11	7	8	5	6

4:00-5:00 PM	5	8	8	3	8	6
4:15-5:15 PM	4	8	6	3	6	5
4:30-5:30 PM	4	4	3	4	3	4
4:45-5:45 PM	3	3	3	6	0	3
5:00-6:00 PM	2	4	1	6	0	3

Client: AECOM  
 File Number:  
 Route: L-20a  
 Location:

Site Ref: L-20a  
 Direction: OUT

Count Date	10/23/2023		10/24/2023		10/25/2023		10/26/2023		10/27/2023			
Count Time	AM	PM	AM	PM	AM	PM	AM	PM	AM	PM	AM	PM
0:00	0	0	0	2	0	2	0	1	0	2	0	7
0:15	0	0	0	3	0	1	0	1	0	0	0	5
0:30	0	0	0	0	0	1	0	0	0	0	0	1
0:45	0	0	1	0	0	0	0	0	0	0	1	0
1:00	0	1	0	2	0	2	0	0	0	0	0	5
1:15	0	0	0	0	0	2	0	0	0	0	0	2
1:30	0	0	0	1	0	0	0	0	0	0	0	1
1:45	0	0	0	0	0	1	0	1	0	2	0	4
2:00	0	2	0	3	0	2	0	1	0	1	0	9
2:15	0	1	0	0	0	0	0	0	0	1	0	2
2:30	0	1	0	0	0	1	1	2	0	3	1	7
2:45	0	3	0	2	0	0	0	4	0	2	0	11
3:00	0	10	0	7	0	5	0	10	0	5	0	37
3:15	0	1	0	1	0	0	0	0	0	2	0	4
3:30	0	0	0	1	0	1	0	1	0	0	0	3
3:45	0	3	0	1	0	1	0	1	0	3	0	9
4:00	0	1	0	1	0	1	0	1	0	1	0	5
4:15	0	4	0	4	0	1	0	4	0	2	0	15
4:30	0	2	0	3	0	3	0	0	0	0	0	8
4:45	0	2	0	3	0	2	0	4	0	3	0	14
5:00	0	1	0	3	0	2	0	3	0	1	0	10
5:15	0	3	0	3	0	1	0	4	0	1	0	12
5:30	0	3	0	8	0	1	1	2	1	3	2	17
5:45	0	1	0	5	0	5	0	3	1	3	1	17
6:00	0	0	3	2	0	2	6	4	2	0	11	8
6:15	0	3	0	3	0	3	1	3	3	0	4	12
6:30	0	0	1	1	0	4	3	0	5	0	9	5
6:45	0	1	0	2	0	3	1	0	0	0	1	6
7:00	0	3	0	2	0	4	0	3	0	0	0	12
7:15	0	1	3	0	0	2	2	4	2	0	7	7
7:30	0	1	2	2	0	3	0	1	1	1	3	8
7:45	0	1	0	0	0	0	0	0	0	0	0	1
8:00	0	2	0	0	0	0	0	2	0	0	0	4
8:15	0	0	0	0	0	1	1	0	2	2	3	3
8:30	0	0	0	0	0	0	0	0	0	0	0	0
8:45	1	1	1	0	0	0	1	0	0	0	3	1
9:00	0	0	1	0	1	0	0	0	1	0	3	0
9:15	0	1	0	0	1	1	1	1	0	0	2	3
9:30	0	0	1	0	0	1	0	1	0	0	1	2
9:45	0	0	1	0	1	0	0	0	0	0	2	0
10:00	2	0	0	0	1	0	2	0	0	0	5	0
10:15	1	0	1	0	0	0	2	0	2	1	6	1
10:30	0	0	6	0	1	1	0	1	0	2	7	4
10:45	1	0	1	0	0	0	0	0	1	0	3	0
11:00	1	0	2	0	0	0	1	0	0	0	4	0
11:15	1	0	4	0	2	0	1	0	0	1	8	1
11:30	0	0	0	0	2	0	1	0	3	1	6	1
11:45	0	0	0	1	0	0	1	0	0	0	1	1
<b>Totals</b>	<b>7</b>	<b>53</b>	<b>28</b>	<b>66</b>	<b>9</b>	<b>60</b>	<b>26</b>	<b>63</b>	<b>24</b>	<b>43</b>	<b>94</b>	<b>285</b>
<b>Day Total</b>	<b>60</b>		<b>94</b>		<b>69</b>		<b>89</b>		<b>67</b>		<b>379</b>	
<b>AM Pct</b>	11.7%		29.8%		13.0%		29.2%		35.8%			

Peak Hour  
 Peak Volume  
 P.H.F

**AECOM**

7:00-8:00 AM	0	5	0	2	3	2
7:15-8:15 AM	0	5	0	2	3	2
7:30-8:30 AM	0	2	0	1	3	1
7:45-8:45 AM	0	0	0	1	2	1
8:00-9:00 AM	1	1	0	2	2	1

4:00-5:00 PM	9	11	7	9	6	8
4:15-5:15 PM	9	13	8	11	6	9
4:30-5:30 PM	8	12	8	11	5	9
4:45-5:45 PM	9	17	6	13	8	11
5:00-6:00 PM	8	19	9	12	8	11



Client: AECOM  
 File Number:  
 Route: L-20b  
 Location:

Site Ref: L-20b  
 Direction: IN

Count Date	10/23/2023		10/24/2023		10/25/2023		10/26/2023		10/27/2023			
	AM	PM	AM	PM	AM	PM	AM	PM	AM	PM	AM	PM
0:00	1	10	0	4	0	10	0	11	0	4	1	39
0:15	0	6	0	4	0	7	0	8	0	12	0	37
0:30	0	7	0	9	0	9	0	7	0	13	0	45
0:45	1	6	0	10	0	8	0	10	0	12	1	46
1:00	0	10	1	6	1	7	1	6	1	7	4	36
1:15	0	7	0	11	0	9	0	6	1	3	1	36
1:30	0	8	0	7	0	11	0	9	0	8	0	43
1:45	0	9	0	12	0	8	0	7	0	7	0	43
2:00	0	7	0	3	0	10	0	4	0	4	0	28
2:15	0	6	0	11	0	5	0	7	0	11	0	40
2:30	0	8	0	8	0	6	0	9	0	7	0	38
2:45	0	8	0	7	0	8	3	6	1	6	4	35
3:00	1	7	1	4	0	6	0	12	1	7	3	36
3:15	0	11	1	2	3	5	2	6	2	5	8	29
3:30	4	5	1	5	2	5	2	4	1	7	10	26
3:45	1	2	2	8	0	9	1	5	1	6	5	30
4:00	0	4	1	2	1	6	2	5	0	9	4	26
4:15	2	4	2	7	3	4	3	1	4	3	14	19
4:30	2	3	4	4	6	8	4	3	2	4	18	22
4:45	3	7	4	5	7	7	2	8	4	5	20	32
5:00	5	3	5	4	5	2	7	4	3	2	25	15
5:15	10	3	7	6	8	2	6	3	6	3	37	17
5:30	15	5	11	2	11	2	10	4	11	4	58	17
5:45	17	4	23	1	24	3	25	7	22	5	111	20
6:00	26	4	35	3	32	3	35	2	21	3	149	15
6:15	51	11	46	7	45	14	56	13	47	7	245	52
6:30	59	9	52	7	39	8	39	6	45	11	234	41
6:45	28	11	48	6	37	6	44	7	41	8	198	38
7:00	28	5	25	10	31	2	28	5	32	4	144	26
7:15	37	2	37	0	38	2	26	3	27	7	165	14
7:30	29	4	35	4	38	5	41	7	36	3	179	23
7:45	40	1	34	0	31	0	32	3	20	0	157	4
8:00	21	2	32	3	21	3	25	3	23	6	122	17
8:15	32	1	28	3	33	1	44	1	36	2	173	8
8:30	38	1	46	0	37	2	28	2	34	0	183	5
8:45	33	4	36	3	49	3	51	3	35	2	204	15
9:00	27	1	37	1	42	1	36	1	28	2	170	6
9:15	43	0	34	0	32	3	37	0	27	0	173	3
9:30	31	0	40	2	30	0	28	1	33	0	162	3
9:45	38	1	34	0	35	0	27	0	29	3	163	4
10:00	37	0	23	1	24	3	31	0	18	0	133	4
10:15	18	0	30	0	20	0	28	0	34	0	130	0
10:30	10	0	12	0	20	0	18	0	15	0	75	0
10:45	8	0	16	0	11	0	7	0	5	1	47	1
11:00	12	1	6	1	4	1	4	1	10	2	36	6
11:15	6	0	7	0	7	1	8	0	13	0	41	1
11:30	10	0	5	0	4	0	4	0	9	0	32	0
11:45	10	0	6	1	6	0	8	0	9	0	39	1
<b>Totals</b>	<b>734</b>	<b>208</b>	<b>767</b>	<b>194</b>	<b>737</b>	<b>215</b>	<b>753</b>	<b>210</b>	<b>687</b>	<b>215</b>	<b>3678</b>	<b>1042</b>
<b>Day Total</b>	<b>942</b>		<b>961</b>		<b>952</b>		<b>963</b>		<b>902</b>		<b>4720</b>	
<b>AM Pct</b>	77.9%		79.8%		77.4%		78.2%		76.2%			

Peak Hour  
 Peak Volume  
 P.H.F

**AECOM**

<b>7:00-8:00 AM</b>	134	131	138	127	115	129
<b>7:15-8:15 AM</b>	127	138	128	124	106	125
<b>7:30-8:30 AM</b>	122	129	123	142	115	126
<b>7:45-8:45 AM</b>	131	140	122	129	113	127
<b>8:00-9:00 AM</b>	124	142	140	148	128	136

<b>4:00-5:00 PM</b>	18	18	25	17	21	20
<b>4:15-5:15 PM</b>	17	20	21	16	14	18
<b>4:30-5:30 PM</b>	16	19	19	18	14	17
<b>4:45-5:45 PM</b>	18	17	13	19	14	16
<b>5:00-6:00 PM</b>	15	13	9	18	14	14

Client: AECOM  
 File Number:  
 Route: L-20b  
 Location:

Site Ref: L-20b  
 Direction: OUT

Count Date	10/23/2023		10/24/2023		10/25/2023		10/26/2023		10/27/2023			
Count Time	AM	PM	AM	PM	AM	PM	AM	PM	AM	PM	AM	PM
0:00	0	11	1	7	1	8	7	9	0	9	9	44
0:15	2	12	1	10	3	8	4	11	1	20	11	61
0:30	0	6	1	5	0	8	2	13	1	13	4	45
0:45	0	8	2	12	6	12	0	9	1	12	9	53
1:00	1	11	1	11	0	12	0	10	0	12	2	56
1:15	2	13	1	14	3	12	2	24	3	14	11	77
1:30	0	7	1	14	3	7	0	16	0	17	4	61
1:45	0	14	0	19	0	20	0	17	1	17	1	87
2:00	0	13	0	14	0	13	0	11	0	14	0	65
2:15	0	20	0	15	0	17	0	19	0	10	0	81
2:30	0	27	0	18	0	34	0	22	0	27	0	128
2:45	0	26	0	36	0	39	0	23	0	21	0	145
3:00	0	34	0	36	0	30	0	36	0	34	0	170
3:15	0	44	0	36	0	50	0	49	1	48	1	227
3:30	0	43	0	55	0	45	0	48	0	45	0	236
3:45	0	43	2	35	0	30	1	37	0	38	3	183
4:00	0	52	0	46	0	35	0	34	0	43	0	210
4:15	4	30	0	45	0	41	0	36	0	27	4	179
4:30	0	40	0	42	0	37	1	25	0	28	1	172
4:45	4	23	2	36	2	45	2	31	1	33	11	168
5:00	0	67	3	41	2	40	2	51	0	36	7	235
5:15	5	39	3	44	5	61	4	51	4	49	21	244
5:30	0	45	1	64	5	46	4	45	3	42	13	242
5:45	1	41	3	32	2	40	3	37	7	41	16	191
6:00	8	43	5	30	7	32	8	37	8	26	36	168
6:15	10	35	7	41	7	39	6	28	6	35	36	178
6:30	9	25	1	32	2	42	8	31	4	26	24	156
6:45	7	30	10	24	6	22	5	26	6	19	34	121
7:00	3	35	3	33	3	30	4	36	9	32	22	166
7:15	12	32	10	42	8	26	8	30	6	34	44	164
7:30	3	47	5	44	9	44	2	51	5	25	24	211
7:45	7	19	5	29	6	19	8	21	5	19	31	107
8:00	2	19	3	15	2	19	4	14	2	22	13	89
8:15	4	6	3	2	5	10	2	7	3	11	17	36
8:30	2	7	3	9	3	13	2	11	2	4	12	44
8:45	8	7	6	5	8	5	5	11	3	6	30	34
9:00	3	5	4	4	5	8	3	3	4	3	19	23
9:15	3	4	13	10	8	12	7	5	6	4	37	35
9:30	0	6	0	3	0	1	4	4	1	3	5	17
9:45	7	1	5	5	5	2	7	3	5	1	29	12
10:00	4	1	3	0	1	2	4	2	5	5	17	10
10:15	3	2	3	1	1	1	10	1	7	0	24	5
10:30	3	0	9	1	4	3	4	1	3	1	23	6
10:45	5	1	12	2	7	1	3	2	7	0	34	6
11:00	5	3	6	2	13	1	10	5	8	4	42	15
11:15	7	2	5	3	10	6	4	3	2	3	28	17
11:30	2	2	6	5	5	2	8	6	9	2	30	17
11:45	12	1	12	1	10	2	9	2	9	2	52	8
<b>Totals</b>	<b>148</b>	<b>1002</b>	<b>161</b>	<b>1030</b>	<b>167</b>	<b>1032</b>	<b>167</b>	<b>1004</b>	<b>148</b>	<b>937</b>	<b>791</b>	<b>5005</b>
<b>Day Total</b>	<b>1150</b>		<b>1191</b>		<b>1199</b>		<b>1171</b>		<b>1085</b>			<b>5796</b>
<b>AM Pct</b>	12.9%		13.5%		13.9%		14.3%		13.6%			

Peak Hour  
 Peak Volume  
 P.H.F

**AECOM**

7:00-8:00 AM	25	23	26	22	25	24
7:15-8:15 AM	24	23	25	22	18	22
7:30-8:30 AM	16	16	22	16	15	17
7:45-8:45 AM	15	14	16	16	12	15
8:00-9:00 AM	16	15	18	13	10	14

4:00-5:00 PM	145	169	158	126	131	146
4:15-5:15 PM	160	164	163	143	124	151
4:30-5:30 PM	169	163	183	158	146	164
4:45-5:45 PM	174	185	192	178	160	178
5:00-6:00 PM	192	181	187	184	168	182

Client: AECOM  
 File Number:  
 Route: L-2a  
 Location:

Site Ref: L-2a  
 Direction: IN

Count Date Count Time	10/23/2023		10/24/2023		10/25/2023		10/26/2023		10/27/2023		AM	PM
	AM	PM	AM	PM	AM	PM	AM	PM	AM	PM		
0:00	0	11	0	13	0	19	0	16	0	11	0	70
0:15	0	10	0	18	1	13	0	16	0	9	1	66
0:30	0	11	0	17	0	17	2	14	0	10	2	69
0:45	0	7	1	18	0	26	0	14	0	6	1	71
1:00	0	5	0	9	0	11	1	12	0	13	1	50
1:15	0	14	0	7	0	10	0	9	0	4	0	44
1:30	0	8	0	12	0	13	1	8	0	7	1	48
1:45	0	8	0	9	0	14	0	9	1	8	1	48
2:00	1	7	1	15	1	8	2	7	2	8	7	45
2:15	0	14	1	15	1	13	0	14	0	9	2	65
2:30	0	13	0	12	1	15	0	13	0	3	1	56
2:45	1	16	0	9	0	19	0	10	0	10	1	64
3:00	0	6	1	8	1	8	3	6	1	4	6	32
3:15	0	4	0	7	0	12	1	8	3	9	4	40
3:30	2	6	2	7	2	14	1	8	2	3	9	38
3:45	1	12	3	16	2	15	3	7	1	9	10	59
4:00	2	6	1	12	3	16	1	5	0	4	7	43
4:15	3	7	1	2	2	12	2	2	3	7	11	30
4:30	7	11	8	8	8	5	7	7	6	3	36	34
4:45	6	9	7	10	7	7	10	7	11	4	41	37
5:00	10	2	9	7	5	9	9	10	8	0	41	28
5:15	7	1	10	4	14	5	19	8	10	0	60	18
5:30	24	4	28	12	29	7	26	6	19	4	126	33
5:45	43	7	48	14	45	6	38	6	38	3	212	36
6:00	42	2	32	16	47	0	36	2	33	2	190	22
6:15	67	6	66	7	62	2	60	2	58	1	313	18
6:30	95	5	89	11	91	7	88	6	78	1	441	30
6:45	101	1	125	3	126	2	123	0	107	2	582	8
7:00	60	1	60	4	67	3	72	7	60	1	319	16
7:15	74	2	73	1	68	1	56	1	59	2	330	7
7:30	83	1	63	1	69	1	69	4	68	2	352	9
7:45	68	1	58	2	53	1	60	1	72	1	311	6
8:00	41	3	33	1	38	3	50	4	42	1	204	12
8:15	37	0	45	1	45	3	60	2	47	0	234	6
8:30	31	0	36	1	42	0	40	1	34	1	183	3
8:45	27	0	31	2	28	1	25	0	23	3	134	6
9:00	21	0	32	3	29	2	25	0	19	0	126	5
9:15	23	0	24	0	25	1	30	1	16	2	118	4
9:30	23	0	23	0	18	0	23	0	13	0	100	0
9:45	22	1	29	0	22	2	22	0	17	0	112	3
10:00	10	1	15	0	15	0	10	1	12	0	62	2
10:15	16	0	10	0	21	0	14	1	10	0	71	1
10:30	10	0	15	3	8	1	9	3	10	0	52	7
10:45	13	0	16	0	13	0	16	1	13	0	71	1
11:00	10	1	18	0	14	0	9	1	16	0	67	2
11:15	13	0	13	0	24	0	14	0	10	1	74	1
11:30	14	0	9	0	13	1	14	0	16	0	66	1
11:45	21	1	15	0	26	0	16	1	10	0	88	2
<b>Totals</b>	<b>1029</b>	<b>225</b>	<b>1051</b>	<b>317</b>	<b>1086</b>	<b>325</b>	<b>1067</b>	<b>261</b>	<b>948</b>	<b>168</b>	<b>5181</b>	<b>1296</b>
<b>Day Total</b>	<b>1254</b>		<b>1368</b>		<b>1411</b>		<b>1328</b>		<b>1116</b>		<b>6477</b>	
<b>AM Pct</b>	82.1%		76.8%		77.0%		80.3%		84.9%			

Peak Hour  
 Peak Volume  
 P.H.F

**AECOM**

<b>7:00-8:00 AM</b>	285	254	257	257	259	262
<b>7:15-8:15 AM</b>	266	227	228	235	241	239
<b>7:30-8:30 AM</b>	229	199	205	239	229	220
<b>7:45-8:45 AM</b>	177	172	178	210	195	186
<b>8:00-9:00 AM</b>	136	145	153	175	146	151

<b>4:00-5:00 PM</b>	33	32	40	21	18	29
<b>4:15-5:15 PM</b>	29	27	33	26	14	26
<b>4:30-5:30 PM</b>	23	29	26	32	7	23
<b>4:45-5:45 PM</b>	16	33	28	31	8	23
<b>5:00-6:00 PM</b>	14	37	27	30	7	23

Client: AECOM  
 File Number:  
 Route: L-2a  
 Location:

Site Ref: L-2a  
 Direction: OUT

Count Date	10/23/2023		10/24/2023		10/25/2023		10/26/2023		10/27/2023		AM	PM	
	AM	PM	AM	PM	AM	PM	AM	PM	AM	PM			
0:00	1	26	2	18	0	22	1	21	0	22	4	109	
0:15	0	20	0	16	1	16	2	21	1	21	4	94	
0:30	0	15	1	30	0	12	1	25	0	14	2	96	
0:45	0	8	0	14	0	18	1	16	0	15	1	71	
1:00	0	13	0	18	0	23	1	13	0	15	1	82	
1:15	0	11	0	16	0	10	0	8	1	13	1	58	
1:30	0	16	1	10	0	21	0	22	0	24	1	93	
1:45	0	21	0	27	0	21	0	22	0	23	0	114	
2:00	0	21	1	34	1	31	2	28	2	24	6	138	
2:15	0	20	1	25	2	33	1	15	1	25	5	118	
2:30	0	28	0	26	0	24	0	39	0	33	0	150	
2:45	0	32	0	30	0	33	0	20	0	33	0	148	
3:00	0	39	1	48	0	31	3	29	0	38	4	185	
3:15	0	34	1	51	1	27	0	37	0	35	2	184	
3:30	1	61	0	53	1	57	0	39	0	51	2	261	
3:45	0	44	2	35	0	44	1	35	0	23	3	181	
4:00	0	49	0	48	0	55	1	45	3	50	4	247	
4:15	0	39	0	40	0	51	0	36	0	43	0	209	
4:30	2	47	0	67	0	55	1	42	2	43	5	254	
4:45	0	56	1	46	0	41	0	51	0	34	1	228	
5:00	0	63	0	56	0	80	0	73	1	48	1	320	
5:15	0	50	0	48	2	72	1	43	0	37	3	250	
5:30	1	59	1	49	0	52	2	54	1	41	5	255	
5:45	3	33	1	44	3	52	3	56	1	30	11	215	
6:00	2	33	1	40	1	37	0	62	2	21	6	193	
6:15	1	41	0	30	0	22	1	38	3	20	5	151	
6:30	0	20	3	28	3	37	3	27	2	24	11	136	
6:45	5	23	7	26	4	29	5	17	5	11	26	106	
7:00	6	16	6	19	2	23	5	18	4	15	23	91	
7:15	2	25	4	18	9	11	9	13	8	19	32	86	
7:30	5	44	11	54	3	52	9	58	6	39	34	247	
7:45	18	28	9	44	5	36	10	40	6	28	48	176	
8:00	18	18	6	23	15	22	5	11	14	12	58	86	
8:15	8	10	12	13	9	14	14	11	12	7	55	55	
8:30	3	5	4	6	15	8	11	8	1	5	34	32	
8:45	8	1	5	11	5	4	7	3	5	11	30	30	
9:00	11	4	15	14	7	3	10	2	8	7	51	30	
9:15	3	3	8	5	6	4	9	6	2	5	28	23	
9:30	8	2	7	5	6	4	19	2	7	3	47	16	
9:45	14	2	10	0	12	4	10	1	3	3	49	10	
10:00	7	0	9	1	5	3	12	5	15	1	48	10	
10:15	8	1	7	2	20	4	8	1	9	0	52	8	
10:30	11	0	13	2	12	1	8	0	5	3	49	6	
10:45	5	1	14	5	2	0	10	3	8	0	39	9	
11:00	10	2	10	1	11	1	8	5	17	1	56	10	
11:15	6	1	11	1	10	0	12	2	9	1	48	5	
11:30	7	4	11	3	17	1	21	1	18	2	74	11	
11:45	14	2	7	0	17	3	19	4	14	1	71	10	
<b>Totals</b>	<b>188</b>	<b>1091</b>	<b>203</b>	<b>1200</b>	<b>207</b>	<b>1204</b>	<b>246</b>	<b>1128</b>	<b>196</b>	<b>974</b>	<b>1040</b>	<b>5597</b>	
<b>Day Total</b>	<b>1279</b>		<b>1403</b>		<b>1411</b>		<b>1374</b>		<b>1170</b>		<b>6637</b>		
<b>AM Pct</b>	14.7%		14.5%		14.7%		17.9%		16.8%				

Peak Hour  
 Peak Volume  
 P.H.F

**AECOM**

7:00-8:00 AM	31	30	19	33	24	27
7:15-8:15 AM	43	30	32	33	34	34
7:30-8:30 AM	49	38	32	38	38	39
7:45-8:45 AM	47	31	44	40	33	39
8:00-9:00 AM	37	27	44	37	32	35

4:00-5:00 PM	191	201	202	174	170	188
4:15-5:15 PM	205	209	227	202	168	202
4:30-5:30 PM	216	217	248	209	162	210
4:45-5:45 PM	228	199	245	221	160	211
5:00-6:00 PM	205	197	256	226	156	208

Client: AECOM  
 File Number:  
 Route: L-3b  
 Location:

Site Ref: L-3b  
 Direction: IN

Count Date	10/23/2023		10/24/2023		10/25/2023		10/26/2023		10/27/2023			
Count Time	AM	PM	AM	PM	AM	PM	AM	PM	AM	PM	AM	PM
0:00	0	2	0	5	0	2	0	5	2	3	2	17
0:15	0	3	0	2	0	3	2	4	0	3	2	15
0:30	0	3	0	1	0	6	0	3	0	3	0	16
0:45	0	2	0	8	0	4	2	4	1	6	3	24
1:00	1	3	1	3	0	1	0	4	0	3	2	14
1:15	0	2	0	1	0	6	0	6	0	2	0	17
1:30	0	9	1	8	1	4	2	7	0	3	4	31
1:45	0	2	0	1	0	2	0	3	0	6	0	14
2:00	0	5	0	6	0	4	0	1	0	11	0	27
2:15	0	8	0	6	0	3	0	8	1	6	1	31
2:30	0	4	0	9	1	5	0	7	0	4	1	29
2:45	0	10	0	1	1	8	0	12	0	7	1	38
3:00	0	2	0	4	0	4	0	3	0	7	0	20
3:15	0	6	0	4	0	10	0	5	0	11	0	36
3:30	1	7	1	17	2	4	0	6	1	10	5	44
3:45	1	5	2	10	1	5	2	4	1	9	7	33
4:00	1	4	2	5	3	10	0	8	0	8	6	35
4:15	1	5	0	6	1	9	3	7	1	9	6	36
4:30	6	10	6	1	0	6	3	6	4	15	19	38
4:45	9	15	3	12	6	13	4	10	4	8	26	58
5:00	4	9	6	9	7	9	3	7	8	9	28	43
5:15	4	5	1	5	4	3	5	8	2	3	16	24
5:30	5	2	13	7	8	3	12	11	12	10	50	33
5:45	10	3	7	16	13	7	11	7	15	1	56	34
6:00	21	13	17	9	10	4	10	10	9	9	67	45
6:15	26	4	26	13	30	7	24	4	28	4	134	32
6:30	34	8	39	18	37	12	40	8	43	4	193	50
6:45	21	4	10	7	13	7	14	7	20	9	78	34
7:00	6	0	9	2	9	1	12	3	3	3	39	9
7:15	8	3	3	3	5	2	11	1	6	2	33	11
7:30	16	3	12	1	7	0	9	3	9	3	53	10
7:45	7	6	4	4	6	3	10	4	7	1	34	18
8:00	6	4	5	4	7	2	10	4	7	4	35	18
8:15	6	2	7	4	6	8	8	5	6	3	33	22
8:30	10	4	7	1	5	5	2	2	8	3	32	15
8:45	3	0	7	2	3	3	2	2	3	6	18	13
9:00	3	1	4	1	4	1	5	1	4	1	20	5
9:15	1	2	0	2	5	1	6	1	2	4	14	10
9:30	5	4	10	0	7	0	2	0	4	1	28	5
9:45	4	0	6	1	2	0	3	2	0	3	15	6
10:00	3	1	1	2	7	1	6	1	4	1	21	6
10:15	3	4	0	2	3	3	2	1	4	0	12	10
10:30	3	4	5	4	6	3	5	5	2	3	21	19
10:45	4	5	5	5	6	4	5	7	3	2	23	23
11:00	1	0	3	5	2	4	5	0	2	1	13	10
11:15	4	0	1	0	6	2	6	0	5	1	22	3
11:30	2	0	4	0	6	1	4	0	4	0	20	1
11:45	1	0	7	0	7	1	6	0	7	1	28	2
<b>Totals</b>	<b>241</b>	<b>198</b>	<b>235</b>	<b>237</b>	<b>247</b>	<b>206</b>	<b>256</b>	<b>217</b>	<b>242</b>	<b>226</b>	<b>1221</b>	<b>1084</b>
<b>Day Total</b>	<b>439</b>		<b>472</b>		<b>453</b>		<b>473</b>		<b>468</b>		<b>2305</b>	
<b>AM Pct</b>	54.9%		49.8%		54.5%		54.1%		51.7%			

Peak Hour  
 Peak Volume  
 P.H.F

**AECOM**

7:00-8:00 AM	37	28	27	42	25	32
7:15-8:15 AM	37	24	25	40	29	31
7:30-8:30 AM	35	28	26	37	29	31
7:45-8:45 AM	29	23	24	30	28	27
8:00-9:00 AM	25	26	21	22	24	24

4:00-5:00 PM	34	24	38	31	40	33
4:15-5:15 PM	39	28	37	30	41	35
4:30-5:30 PM	39	27	31	31	35	33
4:45-5:45 PM	31	33	28	36	30	32
5:00-6:00 PM	19	37	22	33	23	27

Client: AECOM  
 File Number:  
 Route: L-3b  
 Location:

Site Ref: L-3b  
 Direction: OUT

Count Date	10/23/2023		10/24/2023		10/25/2023		10/26/2023		10/27/2023		AM	PM
	AM	PM	AM	PM	AM	PM	AM	PM	AM	PM		
0:00	0	1	1	3	0	4	1	6	1	5	3	19
0:15	0	7	0	1	0	6	1	3	3	8	4	25
0:30	0	5	0	3	0	4	1	1	0	4	1	17
0:45	0	2	0	6	0	5	1	3	1	3	2	19
1:00	1	5	2	7	4	6	2	10	4	1	13	29
1:15	3	0	2	5	0	4	0	1	0	7	5	17
1:30	0	13	3	9	0	12	1	8	0	6	4	48
1:45	1	3	0	2	0	4	0	5	0	5	1	19
2:00	0	6	1	3	4	2	1	4	1	11	7	26
2:15	1	5	4	8	0	6	0	5	0	7	5	31
2:30	1	7	1	15	0	10	0	13	0	7	2	52
2:45	0	3	0	4	0	6	0	4	0	8	0	25
3:00	0	14	0	9	1	7	0	19	0	12	1	61
3:15	0	13	0	8	1	11	0	7	0	13	1	52
3:30	0	12	1	23	2	14	0	7	1	15	4	71
3:45	0	6	0	3	0	6	0	8	0	4	0	27
4:00	0	11	0	7	0	16	2	8	0	12	2	54
4:15	0	3	0	6	1	10	0	8	0	13	1	40
4:30	3	14	2	9	2	7	4	13	3	17	14	60
4:45	2	11	2	11	1	6	0	11	0	9	5	48
5:00	0	16	0	10	0	12	2	7	2	11	4	56
5:15	0	9	1	10	2	16	1	8	1	8	5	51
5:30	0	4	5	13	1	5	3	9	3	7	12	38
5:45	1	8	1	7	4	5	2	10	0	4	8	34
6:00	1	4	1	12	2	8	1	11	3	11	8	46
6:15	1	11	0	10	2	7	3	6	1	6	7	40
6:30	3	4	1	11	6	17	0	10	2	11	12	53
6:45	9	4	6	8	10	7	15	4	19	0	59	23
7:00	6	5	7	2	9	5	7	5	4	5	33	22
7:15	8	3	5	9	1	0	14	9	3	6	31	27
7:30	13	27	10	26	14	14	20	21	15	19	72	107
7:45	6	11	2	19	4	15	6	17	13	14	31	76
8:00	6	4	5	10	11	8	7	5	4	7	33	34
8:15	5	3	5	4	7	2	8	4	8	0	33	13
8:30	10	1	7	7	6	5	5	1	6	0	34	14
8:45	5	0	8	4	5	2	4	3	2	1	24	10
9:00	5	0	5	0	8	3	5	3	5	0	28	6
9:15	1	4	3	6	3	2	6	3	4	4	17	19
9:30	4	7	5	5	7	4	4	9	5	10	25	35
9:45	3	0	13	2	3	0	4	0	1	1	24	3
10:00	1	4	3	3	3	12	6	4	2	4	15	27
10:15	3	2	1	1	5	2	4	0	3	2	16	7
10:30	8	7	3	5	6	7	3	3	1	3	21	25
10:45	3	1	7	3	4	6	6	7	6	2	26	19
11:00	2	9	5	8	4	6	5	3	5	6	21	32
11:15	4	0	2	0	6	3	6	8	4	3	22	14
11:30	5	2	2	8	5	5	6	6	6	5	24	26
11:45	1	0	6	1	10	4	6	2	8	2	31	9
<b>Totals</b>	<b>126</b>	<b>291</b>	<b>138</b>	<b>346</b>	<b>164</b>	<b>328</b>	<b>173</b>	<b>322</b>	<b>150</b>	<b>319</b>	<b>751</b>	<b>1606</b>
<b>Day Total</b>	<b>417</b>		<b>484</b>		<b>492</b>		<b>495</b>		<b>469</b>		<b>2357</b>	
<b>AM Pct</b>	30.2%		28.5%		33.3%		34.9%		32.0%			

Peak Hour  
 Peak Volume  
 P.H.F

**AECOM**

7:00-8:00 AM	33	24	28	47	35	33
7:15-8:15 AM	33	22	30	47	35	33
7:30-8:30 AM	30	22	36	41	40	34
7:45-8:45 AM	27	19	28	26	31	26
8:00-9:00 AM	26	25	29	24	20	25

4:00-5:00 PM	39	33	39	40	51	40
4:15-5:15 PM	44	36	35	39	50	41
4:30-5:30 PM	50	40	41	39	45	43
4:45-5:45 PM	40	44	39	35	35	39
5:00-6:00 PM	37	40	38	34	30	36

Client: AECOM  
 File Number:  
 Route: L-9a  
 Location:

Site Ref: L-9a  
 Direction: IN

Count Date	10/23/2023		10/24/2023		10/25/2023		10/26/2023		10/27/2023			
Count Time	AM	PM	AM	PM	AM	PM	AM	PM	AM	PM	AM	PM
0:00	0	5	1	4	1	3	0	6	1	3	3	21
0:15	0	1	0	1	0	3	0	3	1	1	1	9
0:30	0	4	0	1	0	0	1	2	1	0	2	7
0:45	0	0	0	1	0	4	1	2	1	2	2	9
1:00	0	2	1	0	1	2	0	1	0	1	2	6
1:15	0	2	0	2	0	1	0	1	0	0	0	6
1:30	0	3	0	3	0	2	0	1	0	2	0	11
1:45	0	2	0	2	0	2	0	5	0	1	0	12
2:00	0	2	0	3	0	2	0	0	0	1	0	8
2:15	0	0	0	0	0	0	0	0	0	0	0	0
2:30	0	2	0	1	0	2	0	2	0	2	0	9
2:45	0	3	0	3	0	4	0	3	0	2	0	15
3:00	0	5	0	2	0	1	0	3	0	6	0	17
3:15	0	3	0	3	0	2	0	1	0	1	0	10
3:30	0	0	0	2	0	0	0	1	0	1	0	4
3:45	3	1	2	1	3	3	0	1	0	0	8	6
4:00	0	0	1	1	0	1	1	0	0	2	2	4
4:15	0	0	0	1	0	0	0	0	0	0	0	1
4:30	0	1	0	0	0	2	0	1	0	0	0	4
4:45	0	2	1	0	0	1	0	1	0	0	1	4
5:00	0	1	0	0	0	1	0	0	0	2	0	4
5:15	1	1	0	1	1	1	0	2	0	0	2	5
5:30	0	0	0	0	0	2	1	0	1	0	2	2
5:45	0	1	0	1	0	2	0	0	2	0	2	4
6:00	0	1	1	1	0	0	0	1	0	0	1	3
6:15	1	0	1	0	1	0	2	0	0	0	5	0
6:30	0	1	0	0	0	2	1	0	1	0	2	3
6:45	0	0	0	1	1	0	3	0	1	0	5	1
7:00	3	1	2	0	1	0	1	1	3	3	10	5
7:15	2	1	2	0	6	0	0	1	4	0	14	2
7:30	5	0	4	2	4	0	6	2	4	1	23	5
7:45	0	0	0	0	1	0	2	0	0	0	3	0
8:00	1	0	4	0	2	0	1	0	4	1	12	1
8:15	2	0	1	0	1	0	0	0	0	0	4	0
8:30	1	1	1	2	0	1	0	0	0	0	2	4
8:45	0	0	0	0	0	0	1	1	0	0	1	1
9:00	2	0	1	0	1	1	1	0	1	0	6	1
9:15	0	1	0	0	1	0	1	0	0	0	2	1
9:30	2	0	3	0	0	0	2	0	4	1	11	1
9:45	1	0	3	0	2	0	2	0	2	0	10	0
10:00	4	0	1	0	6	0	4	0	3	0	18	0
10:15	1	0	5	0	2	2	3	2	3	2	14	6
10:30	2	0	0	1	1	0	1	0	1	0	5	1
10:45	2	0	1	0	0	0	1	0	0	1	4	1
11:00	0	0	2	0	4	0	1	0	2	0	9	0
11:15	2	0	1	0	3	0	2	0	2	0	10	0
11:30	3	0	1	0	1	0	1	0	0	1	6	1
11:45	3	1	1	1	1	1	2	1	4	0	11	4
<b>Totals</b>	<b>41</b>	<b>48</b>	<b>41</b>	<b>41</b>	<b>45</b>	<b>48</b>	<b>42</b>	<b>45</b>	<b>46</b>	<b>37</b>	<b>215</b>	<b>219</b>
<b>Day Total</b>	<b>89</b>		<b>82</b>		<b>93</b>		<b>87</b>		<b>83</b>		<b>434</b>	
<b>AM Pct</b>	46.1%		50.0%		48.4%		48.3%		55.4%			

Peak Hour  
 Peak Volume  
 P.H.F

**AECOM**

7:00-8:00 AM	10	8	12	9	11	10
7:15-8:15 AM	8	10	13	9	12	10
7:30-8:30 AM	8	9	8	9	8	8
7:45-8:45 AM	4	6	4	3	4	4
8:00-9:00 AM	4	6	3	2	4	4
4:00-5:00 PM	3	2	4	2	2	3
4:15-5:15 PM	4	1	4	2	2	3
4:30-5:30 PM	5	1	5	4	2	3
4:45-5:45 PM	4	1	5	3	2	3
5:00-6:00 PM	3	2	6	2	2	3

Client: AECOM  
 File Number:  
 Route: L-9a  
 Location:

Site Ref: L-9a  
 Direction: OUT

Count Date Count Time	10/23/2023		10/24/2023		10/25/2023		10/26/2023		10/27/2023		AM	PM
	AM	PM	AM	PM	AM	PM	AM	PM	AM	PM		
0:00	0	5	0	5	0	5	0	5	0	5	0	25
0:15	0	5	0	0	0	1	0	3	1	1	1	10
0:30	0	3	0	3	1	2	1	1	1	0	3	9
0:45	0	1	0	0	1	2	0	3	0	0	1	6
1:00	0	1	0	1	0	2	0	2	0	3	0	9
1:15	0	1	0	0	0	2	0	1	0	0	0	4
1:30	0	1	0	2	0	1	0	2	0	0	0	6
1:45	0	5	0	2	0	1	0	3	0	3	0	14
2:00	0	3	0	2	0	3	0	2	0	2	0	12
2:15	0	0	0	2	0	2	0	1	0	1	0	6
2:30	0	2	0	0	0	0	0	1	0	0	0	3
2:45	0	0	0	2	0	1	0	0	0	0	0	3
3:00	0	2	0	0	0	1	0	1	0	0	0	4
3:15	0	0	0	0	0	0	0	0	0	1	0	1
3:30	0	2	0	2	0	2	0	2	0	2	0	10
3:45	0	2	0	0	0	3	0	1	0	2	0	8
4:00	0	1	0	1	0	1	0	0	0	3	0	6
4:15	0	0	1	1	1	1	0	1	0	0	2	3
4:30	1	1	0	2	0	2	0	1	0	0	1	6
4:45	0	1	1	1	1	3	0	0	0	3	2	8
5:00	1	0	0	0	0	0	0	1	0	0	1	1
5:15	0	4	2	0	0	1	0	1	0	1	2	7
5:30	0	1	0	2	0	2	0	1	0	1	0	7
5:45	0	0	0	0	0	0	0	0	0	0	0	0
6:00	0	0	0	0	0	2	0	1	1	0	1	3
6:15	1	2	2	3	1	2	0	2	0	1	4	10
6:30	1	1	1	0	1	1	2	0	1	0	6	2
6:45	1	0	1	0	1	2	0	0	2	0	5	2
7:00	2	1	4	1	6	0	5	2	3	1	20	5
7:15	4	1	2	0	0	0	2	1	4	1	12	3
7:30	3	1	1	2	2	0	1	1	2	0	9	4
7:45	1	0	0	1	2	0	4	0	1	1	8	2
8:00	1	0	2	1	2	1	1	0	1	1	7	3
8:15	1	1	0	0	0	0	0	1	4	0	5	2
8:30	0	0	0	0	2	0	0	0	1	0	3	0
8:45	0	0	3	1	0	0	2	0	0	0	5	1
9:00	4	0	3	0	4	1	4	0	3	0	18	1
9:15	5	1	2	1	4	1	3	1	2	1	16	5
9:30	0	1	1	0	3	0	1	0	0	0	5	1
9:45	1	0	0	0	0	0	0	1	2	1	3	2
10:00	0	0	1	0	0	0	2	0	1	0	4	0
10:15	1	0	2	0	5	0	1	0	2	2	11	2
10:30	2	1	5	0	2	1	3	1	4	1	16	4
10:45	3	0	1	0	1	1	4	1	1	1	10	3
11:00	1	0	1	0	1	0	1	0	1	0	5	0
11:15	1	0	2	0	1	0	2	0	2	0	8	0
11:30	4	1	0	0	3	0	2	0	2	0	11	1
11:45	2	0	2	1	4	0	1	0	2	0	11	1
<b>Totals</b>	<b>41</b>	<b>52</b>	<b>40</b>	<b>39</b>	<b>49</b>	<b>50</b>	<b>42</b>	<b>45</b>	<b>44</b>	<b>39</b>	<b>216</b>	<b>225</b>
<b>Day Total</b>	<b>93</b>		<b>79</b>		<b>99</b>		<b>87</b>		<b>83</b>		<b>441</b>	
<b>AM Pct</b>	44.1%		50.6%		49.5%		48.3%		53.0%			

Peak Hour  
 Peak Volume  
 P.H.F

**AECOM**

7:00-8:00 AM	10	7	10	12	10	10
7:15-8:15 AM	9	5	6	8	8	7
7:30-8:30 AM	6	3	6	6	8	6
7:45-8:45 AM	3	2	6	5	7	5
8:00-9:00 AM	2	5	4	3	6	4

4:00-5:00 PM	3	5	7	2	6	5
4:15-5:15 PM	2	4	6	3	3	4
4:30-5:30 PM	6	3	6	3	4	4
4:45-5:45 PM	6	3	6	3	5	5
5:00-6:00 PM	5	2	3	3	2	3



Client: AECOM  
 File Number:  
 Route: PS-1a  
 Location:

Site Ref: PS-1a  
 Direction: IN

Count Date	10/23/2023		10/24/2023		10/25/2023		10/26/2023		10/27/2023			
Count Time	AM	PM	AM	PM	AM	PM	AM	PM	AM	PM	AM	PM
0:00	0	3	0	5	0	7	0	5	0	4	0	24
0:15	0	4	0	8	0	6	0	8	1	7	1	33
0:30	0	7	1	5	1	6	0	7	0	10	2	35
0:45	0	7	1	8	0	7	0	2	0	4	1	28
1:00	0	8	0	6	0	8	0	7	0	4	0	33
1:15	0	9	0	10	0	9	0	13	0	5	0	46
1:30	0	10	1	6	1	5	0	8	0	6	2	35
1:45	0	5	0	11	0	8	0	7	1	7	1	38
2:00	0	7	0	4	0	10	0	5	0	8	0	34
2:15	0	10	0	6	1	10	0	11	0	14	1	51
2:30	0	8	0	10	0	9	3	5	0	2	3	34
2:45	0	8	0	6	0	4	0	10	0	8	0	36
3:00	1	6	0	0	3	4	0	3	0	1	4	14
3:15	2	5	1	4	0	6	1	7	1	1	5	23
3:30	1	6	0	2	3	7	2	2	0	8	6	25
3:45	7	5	4	8	5	9	6	5	7	5	29	32
4:00	2	6	2	7	3	7	4	6	1	9	12	35
4:15	1	8	3	13	3	6	3	14	2	11	12	52
4:30	3	4	5	3	4	8	4	2	3	5	19	22
4:45	4	4	4	4	7	7	5	6	6	1	26	22
5:00	7	3	2	6	6	4	6	4	6	5	27	22
5:15	7	4	12	0	7	7	10	3	6	3	42	17
5:30	10	4	13	2	11	4	13	7	15	2	62	19
5:45	20	7	26	2	15	17	10	11	11	3	82	40
6:00	28	23	18	13	16	10	18	11	20	11	100	68
6:15	21	20	22	13	25	25	25	18	23	12	116	88
6:30	17	15	22	22	20	7	26	18	21	16	106	78
6:45	18	7	18	7	20	6	28	9	20	4	104	33
7:00	17	6	16	7	16	3	13	2	13	5	75	23
7:15	17	1	15	6	13	3	14	2	15	3	74	15
7:30	11	2	11	1	15	5	16	3	5	2	58	13
7:45	16	0	10	2	12	2	9	4	11	1	58	9
8:00	13	2	14	1	15	7	10	3	16	1	68	14
8:15	16	0	15	0	11	3	17	2	9	1	68	6
8:30	8	2	22	2	19	2	9	2	13	1	71	9
8:45	15	1	21	1	21	1	11	3	14	1	82	7
9:00	12	2	11	2	11	2	14	4	10	4	58	14
9:15	8	1	14	4	12	1	6	1	3	4	43	11
9:30	7	0	4	1	13	1	13	1	5	2	42	5
9:45	4	6	3	9	11	6	8	4	6	1	32	26
10:00	9	7	7	5	8	11	9	8	3	14	36	45
10:15	7	16	15	10	10	11	5	8	2	12	39	57
10:30	9	4	6	6	9	3	10	3	9	3	43	19
10:45	7	2	8	0	3	2	3	2	6	3	27	9
11:00	5	0	8	0	6	1	5	0	1	1	25	2
11:15	0	0	7	0	9	1	4	1	5	2	25	4
11:30	5	0	6	2	9	2	10	1	4	0	34	5
11:45	7	2	5	1	1	0	4	1	5	0	22	4
<b>Totals</b>	<b>342</b>	<b>267</b>	<b>373</b>	<b>251</b>	<b>375</b>	<b>290</b>	<b>354</b>	<b>269</b>	<b>299</b>	<b>237</b>	<b>1743</b>	<b>1314</b>
<b>Day Total</b>	<b>609</b>		<b>624</b>		<b>665</b>		<b>623</b>		<b>536</b>		<b>3057</b>	
<b>AM Pct</b>	56.2%		59.8%		56.4%		56.8%		55.8%			

Peak Hour  
 Peak Volume  
 P.H.F

**AECOM**

7:00-8:00 AM	61	52	56	52	44	53
7:15-8:15 AM	57	50	55	49	47	52
7:30-8:30 AM	56	50	53	52	41	50
7:45-8:45 AM	53	61	57	45	49	53
8:00-9:00 AM	52	72	66	47	52	58

4:00-5:00 PM	22	27	28	28	26	26
4:15-5:15 PM	19	26	25	26	22	24
4:30-5:30 PM	15	13	26	15	14	17
4:45-5:45 PM	15	12	22	20	11	16
5:00-6:00 PM	18	10	32	25	13	20

Client: AECOM  
 File Number:  
 Route: PS-1a  
 Location:

Site Ref: PS-1a  
 Direction: OUT

Count Date	10/23/2023		10/24/2023		10/25/2023		10/26/2023		10/27/2023			
Count Time	AM	PM	AM	PM	AM	PM	AM	PM	AM	PM	AM	PM
0:00	1	6	6	10	7	8	4	4	4	8	22	36
0:15	3	6	0	4	1	7	2	4	1	4	7	25
0:30	3	5	2	10	3	10	4	7	3	4	15	36
0:45	1	6	2	11	0	3	3	9	3	7	9	36
1:00	0	3	6	11	8	5	5	8	14	11	33	38
1:15	0	1	5	10	6	12	4	11	5	6	20	40
1:30	0	9	2	15	1	9	3	18	1	9	7	60
1:45	2	12	0	16	2	14	1	13	1	9	6	64
2:00	1	15	1	14	0	21	1	14	1	10	4	74
2:15	0	13	1	14	3	13	3	7	1	17	8	64
2:30	0	15	1	11	0	16	1	10	0	20	2	72
2:45	2	8	1	14	0	11	1	12	0	13	4	58
3:00	0	12	0	14	0	13	0	20	1	8	1	67
3:15	0	21	0	21	0	20	0	20	2	17	2	99
3:30	1	16	0	26	1	28	1	33	2	24	5	127
3:45	3	13	2	11	1	23	0	18	1	23	7	88
4:00	1	13	0	28	2	16	1	23	2	11	6	91
4:15	0	17	1	20	0	20	1	16	3	13	5	86
4:30	6	15	3	19	5	13	8	17	7	21	29	85
4:45	0	22	0	15	1	18	0	19	0	14	1	88
5:00	0	18	1	31	0	18	0	25	0	17	1	109
5:15	2	19	0	16	0	22	0	23	0	14	2	94
5:30	0	25	2	30	2	28	4	17	1	23	9	123
5:45	4	11	1	18	1	17	3	21	3	13	12	80
6:00	2	20	6	17	3	12	2	12	4	13	17	74
6:15	7	23	1	17	2	12	7	11	0	6	17	69
6:30	1	13	3	14	4	14	7	22	7	8	22	71
6:45	6	11	4	12	6	13	7	9	11	11	34	56
7:00	16	17	17	15	28	11	18	11	16	7	95	61
7:15	31	12	39	13	22	9	27	11	32	15	151	60
7:30	28	15	25	10	22	28	39	14	41	14	155	81
7:45	11	10	15	15	16	8	15	13	15	9	72	55
8:00	8	5	8	13	13	6	9	9	4	10	42	43
8:15	4	3	5	4	5	4	4	12	5	7	23	30
8:30	4	4	1	5	3	4	2	8	3	10	13	31
8:45	0	4	2	3	4	3	1	3	2	2	9	15
9:00	3	6	2	7	6	2	3	8	1	6	15	29
9:15	2	3	2	6	1	4	1	5	1	0	7	18
9:30	3	9	3	2	8	4	2	1	2	3	18	19
9:45	2	7	2	5	3	5	4	3	1	2	12	22
10:00	1	4	1	3	4	5	4	8	4	9	14	29
10:15	3	6	1	3	8	5	0	1	3	8	15	23
10:30	3	5	5	5	8	9	4	5	3	7	23	31
10:45	5	2	8	4	6	4	4	5	4	5	27	20
11:00	5	5	4	3	11	7	8	11	8	11	36	37
11:15	7	8	4	12	7	9	6	4	5	9	29	42
11:30	9	8	2	8	2	13	4	7	2	9	19	45
11:45	5	5	2	1	6	2	4	11	12	5	29	24
<b>Totals</b>	<b>196</b>	<b>506</b>	<b>199</b>	<b>586</b>	<b>242</b>	<b>558</b>	<b>232</b>	<b>573</b>	<b>242</b>	<b>502</b>	<b>1111</b>	<b>2725</b>
<b>Day Total</b>	<b>702</b>		<b>785</b>		<b>800</b>		<b>805</b>		<b>744</b>		<b>3836</b>	
<b>AM Pct</b>	27.9%		25.4%		30.3%		28.8%		32.5%			

Peak Hour  
 Peak Volume  
 P.H.F

**AECOM**

7:00-8:00 AM	86	96	88	99	104	95
7:15-8:15 AM	78	87	73	90	92	84
7:30-8:30 AM	51	53	56	67	65	58
7:45-8:45 AM	27	29	37	30	27	30
8:00-9:00 AM	16	16	25	16	14	17

4:00-5:00 PM	67	82	67	75	59	70
4:15-5:15 PM	72	85	69	77	65	74
4:30-5:30 PM	74	81	71	84	66	75
4:45-5:45 PM	84	92	86	84	68	83
5:00-6:00 PM	73	95	85	86	67	81

Client: AECOM  
 File Number:  
 Route: PS-1b  
 Location:

Site Ref: PS-1b  
 Direction: IN

Count Date	10/23/2023		10/24/2023		10/25/2023		10/26/2023		10/27/2023		AM	PM
	AM	PM	AM	PM	AM	PM	AM	PM	AM	PM		
0:00	0	12	1	11	0	14	1	16	0	11	2	64
0:15	0	12	1	10	0	7	0	14	0	6	1	49
0:30	1	13	0	10	0	19	0	10	0	11	1	63
0:45	1	15	0	11	0	10	0	12	0	10	1	58
1:00	0	6	1	21	0	20	0	11	0	6	1	64
1:15	0	17	0	12	0	14	0	15	0	12	0	70
1:30	0	12	0	8	0	9	0	13	1	6	1	48
1:45	0	7	0	17	2	14	1	10	0	11	3	59
2:00	0	14	0	18	1	16	0	12	0	8	1	68
2:15	0	12	0	13	0	14	0	13	1	8	1	60
2:30	0	6	0	14	1	7	0	16	0	12	1	55
2:45	1	10	0	5	0	13	0	18	0	10	1	56
3:00	0	10	0	7	1	10	0	10	0	8	1	45
3:15	0	11	0	11	0	14	0	9	1	12	1	57
3:30	0	6	2	11	1	11	1	11	2	7	6	46
3:45	1	9	1	7	2	13	2	6	3	9	9	44
4:00	0	9	2	5	1	10	4	5	2	7	9	36
4:15	4	8	2	7	2	17	3	6	1	9	12	47
4:30	3	5	2	9	1	6	2	4	2	8	10	32
4:45	2	8	4	7	3	11	3	7	4	5	16	38
5:00	4	6	2	3	4	12	3	2	1	6	14	29
5:15	6	10	5	11	10	8	8	6	2	5	31	40
5:30	7	4	12	6	11	9	7	9	9	6	46	34
5:45	18	12	28	6	15	14	21	15	13	13	95	60
6:00	26	27	21	12	20	22	15	14	16	15	98	90
6:15	17	31	32	41	28	41	20	34	17	39	114	186
6:30	26	21	20	24	34	22	25	31	32	21	137	119
6:45	21	5	29	7	27	16	30	17	19	16	126	61
7:00	18	1	16	2	19	4	16	8	15	11	84	26
7:15	21	4	30	9	24	2	18	5	17	10	110	30
7:30	19	6	22	7	16	7	27	6	18	5	102	31
7:45	16	1	19	2	15	3	14	4	16	10	80	20
8:00	17	3	16	2	21	5	19	3	21	5	94	18
8:15	18	3	22	6	18	4	19	3	14	3	91	19
8:30	22	2	29	0	9	0	24	1	20	2	104	5
8:45	14	0	31	2	17	2	21	2	23	2	106	8
9:00	11	6	25	1	15	1	20	0	15	3	86	11
9:15	23	3	24	5	23	1	9	1	15	1	94	11
9:30	11	1	19	1	22	4	13	3	21	0	86	9
9:45	16	2	24	6	15	2	15	3	16	3	86	16
10:00	13	3	24	4	12	4	8	2	11	5	68	18
10:15	22	6	17	13	21	5	15	10	10	5	85	39
10:30	6	5	13	3	12	3	11	4	15	7	57	22
10:45	16	2	13	1	12	0	16	1	9	3	66	7
11:00	14	0	15	1	8	0	11	1	8	0	56	2
11:15	10	0	17	0	10	0	14	1	11	0	62	1
11:30	12	1	20	2	14	0	15	1	9	0	70	4
11:45	10	0	10	1	7	0	21	1	8	0	56	2
<b>Totals</b>	<b>447</b>	<b>367</b>	<b>571</b>	<b>392</b>	<b>474</b>	<b>440</b>	<b>472</b>	<b>406</b>	<b>418</b>	<b>372</b>	<b>2382</b>	<b>1977</b>
<b>Day Total</b>	<b>814</b>		<b>963</b>		<b>914</b>		<b>878</b>		<b>790</b>		<b>4359</b>	
<b>AM Pct</b>	54.9%		59.3%		51.9%		53.8%		52.9%			

Peak Hour  
 Peak Volume  
 P.H.F

**AECOM**

7:00-8:00 AM	74	87	74	75	66	75
7:15-8:15 AM	73	87	76	78	72	77
7:30-8:30 AM	70	79	70	79	69	73
7:45-8:45 AM	73	86	63	76	71	74
8:00-9:00 AM	71	98	65	83	78	79

4:00-5:00 PM	30	28	44	22	29	31
4:15-5:15 PM	27	26	46	19	28	29
4:30-5:30 PM	29	30	37	19	24	28
4:45-5:45 PM	28	27	40	24	22	28
5:00-6:00 PM	32	26	43	32	30	33

Client: AECOM  
 File Number:  
 Route: PS-1b  
 Location:

Site Ref: PS-1b  
 Direction: OUT

Count Date	10/23/2023		10/24/2023		10/25/2023		10/26/2023		10/27/2023			
Count Time	AM	PM	AM	PM	AM	PM	AM	PM	AM	PM	AM	PM
0:00	3	10	3	10	2	11	5	13	2	4	15	48
0:15	1	1	0	12	3	5	0	14	1	3	5	35
0:30	1	7	2	12	7	12	4	9	1	10	15	50
0:45	2	7	5	10	1	7	3	8	1	5	12	37
1:00	0	8	2	9	0	8	1	7	3	10	6	42
1:15	1	21	1	15	1	13	0	19	0	9	3	77
1:30	1	10	0	16	0	12	0	13	0	7	1	58
1:45	2	11	2	18	4	17	2	17	3	10	13	73
2:00	1	17	2	13	3	11	2	12	1	13	9	66
2:15	0	5	1	24	0	10	0	13	0	11	1	63
2:30	1	14	1	11	0	12	0	13	0	15	2	65
2:45	0	20	0	19	0	9	1	8	1	10	2	66
3:00	0	14	0	17	0	23	0	19	0	13	0	86
3:15	0	16	1	19	0	10	0	19	1	9	2	73
3:30	0	20	1	14	1	12	0	21	0	18	2	85
3:45	1	7	0	15	3	18	0	14	1	17	5	71
4:00	0	18	1	25	0	9	2	16	1	20	4	88
4:15	0	19	0	20	2	19	2	19	3	16	7	93
4:30	3	20	3	21	3	17	4	19	1	9	14	86
4:45	0	18	0	12	0	26	0	17	0	11	0	84
5:00	2	23	2	19	0	13	1	17	1	18	6	90
5:15	2	16	1	19	1	17	2	27	0	14	6	93
5:30	2	19	2	23	2	28	4	14	1	24	11	108
5:45	1	17	2	22	2	26	1	15	1	17	7	97
6:00	1	15	5	22	1	17	2	12	1	11	10	77
6:15	3	18	1	13	2	12	6	19	3	14	15	76
6:30	0	15	4	33	2	19	2	7	3	18	11	92
6:45	6	21	5	25	6	20	8	13	3	13	28	92
7:00	9	14	6	13	4	12	12	14	8	7	39	60
7:15	31	9	28	13	29	15	21	15	37	12	146	64
7:30	37	9	26	14	37	27	23	18	23	11	146	79
7:45	16	7	24	14	5	18	9	7	12	11	66	57
8:00	6	5	2	5	7	16	8	3	8	11	31	40
8:15	2	3	7	5	10	10	6	5	3	11	28	34
8:30	1	8	3	4	2	10	3	7	6	6	15	35
8:45	5	5	7	9	6	5	2	5	3	6	23	30
9:00	4	5	5	5	5	8	4	4	2	5	20	27
9:15	2	3	3	8	3	5	5	11	2	4	15	31
9:30	6	5	4	6	8	7	2	5	5	8	25	31
9:45	6	2	4	8	10	8	6	3	5	2	31	23
10:00	2	3	1	5	3	8	2	5	1	10	9	31
10:15	8	1	8	2	4	7	5	2	1	22	26	34
10:30	5	1	10	4	3	4	12	3	2	7	32	19
10:45	5	4	3	2	5	2	3	7	7	3	23	18
11:00	7	10	8	2	7	6	7	2	6	12	35	32
11:15	6	5	3	7	13	8	9	3	4	5	35	28
11:30	2	8	3	11	8	7	12	3	4	7	29	36
11:45	8	2	7	2	5	6	2	9	5	2	27	21
<b>Totals</b>	<b>202</b>	<b>516</b>	<b>209</b>	<b>627</b>	<b>220</b>	<b>602</b>	<b>205</b>	<b>545</b>	<b>177</b>	<b>511</b>	<b>1013</b>	<b>2801</b>
<b>Day Total</b>	<b>718</b>		<b>836</b>		<b>822</b>		<b>750</b>		<b>688</b>		<b>3814</b>	
<b>AM Pct</b>	28.1%		25.0%		26.8%		27.3%		25.7%			

Peak Hour  
 Peak Volume  
 P.H.F

**AECOM**

7:00-8:00 AM	93	84	75	65	80	79
7:15-8:15 AM	90	80	78	61	80	78
7:30-8:30 AM	61	59	59	46	46	54
7:45-8:45 AM	25	36	24	26	29	28
8:00-9:00 AM	14	19	25	19	20	19

4:00-5:00 PM	75	78	71	71	56	70
4:15-5:15 PM	80	72	75	72	54	71
4:30-5:30 PM	77	71	73	80	52	71
4:45-5:45 PM	76	73	84	75	67	75
5:00-6:00 PM	75	83	84	73	73	78

Client: AECOM  
 File Number:  
 Route: PS-5a  
 Location:

Site Ref: PS-5a  
 Direction: IN

Count Date	10/23/2023		10/24/2023		10/25/2023		10/26/2023		10/27/2023		AM	PM
	AM	PM	AM	PM	AM	PM	AM	PM	AM	PM		
0:00	0	2	0	4	0	7	0	4	0	3	0	20
0:15	0	2	0	5	1	4	0	7	0	2	1	20
0:30	1	4	0	10	0	6	0	4	0	5	1	29
0:45	0	8	0	5	0	6	0	6	0	6	0	31
1:00	0	4	0	5	0	0	0	1	0	4	0	14
1:15	0	4	0	4	0	2	0	5	0	3	0	18
1:30	0	5	0	7	0	5	0	6	0	2	0	25
1:45	0	2	0	5	0	6	1	3	0	2	1	18
2:00	0	8	0	7	0	4	0	4	0	6	0	29
2:15	0	2	0	4	0	4	0	3	0	4	0	17
2:30	0	7	0	4	0	3	0	1	0	5	0	20
2:45	0	6	0	2	1	4	0	1	0	3	1	16
3:00	0	0	0	2	1	2	0	2	0	1	1	7
3:15	1	0	1	4	1	1	2	2	3	2	8	9
3:30	4	2	4	2	3	1	2	1	2	2	15	8
3:45	1	0	0	3	1	0	1	1	2	0	5	4
4:00	1	0	2	0	0	2	0	1	0	1	3	4
4:15	1	0	0	1	1	0	0	2	2	1	4	4
4:30	4	1	6	4	7	0	5	2	4	1	26	8
4:45	6	0	6	0	9	1	11	3	7	2	39	6
5:00	6	0	6	4	7	1	7	4	7	1	33	10
5:15	10	3	12	1	11	0	11	2	10	0	54	6
5:30	19	4	22	3	23	1	24	1	21	1	109	10
5:45	32	2	33	0	37	1	27	0	37	0	166	3
6:00	60	2	69	3	66	1	68	3	66	1	329	10
6:15	97	1	89	0	99	0	85	3	77	1	447	5
6:30	59	1	73	1	63	2	52	0	66	1	313	5
6:45	45	1	52	3	53	1	42	0	49	1	241	6
7:00	62	1	44	0	56	1	50	3	47	3	259	8
7:15	42	2	39	1	41	1	44	1	45	0	211	5
7:30	44	0	32	0	38	1	44	1	33	1	191	3
7:45	37	2	34	0	33	0	31	1	30	1	165	4
8:00	17	0	23	0	30	1	29	1	18	0	117	2
8:15	33	1	24	0	33	0	38	1	36	0	164	2
8:30	36	1	33	1	38	1	35	1	22	1	164	5
8:45	37	0	42	0	45	0	30	0	24	0	178	0
9:00	39	1	47	0	32	0	35	0	35	0	188	1
9:15	29	0	46	1	32	1	23	1	21	0	151	3
9:30	38	2	33	0	34	0	43	0	36	0	184	2
9:45	26	0	26	0	23	0	20	0	23	0	118	0
10:00	24	0	25	0	18	2	16	1	17	1	100	4
10:15	18	1	10	0	8	0	14	0	22	1	72	2
10:30	5	1	13	0	5	0	9	1	11	1	43	3
10:45	4	0	6	0	10	0	8	0	6	0	34	0
11:00	4	0	2	0	11	0	6	1	12	0	35	1
11:15	3	1	8	1	6	0	4	0	3	0	24	2
11:30	1	0	7	0	4	1	8	0	5	0	25	1
11:45	1	0	5	0	5	0	3	0	5	0	19	0
<b>Totals</b>	<b>847</b>	<b>84</b>	<b>874</b>	<b>97</b>	<b>886</b>	<b>74</b>	<b>828</b>	<b>85</b>	<b>804</b>	<b>70</b>	<b>4239</b>	<b>410</b>
<b>Day Total</b>	<b>931</b>		<b>971</b>		<b>960</b>		<b>913</b>		<b>874</b>		<b>4649</b>	
<b>AM Pct</b>	91.0%		90.0%		92.3%		90.7%		92.0%			

Peak Hour  
 Peak Volume  
 P.H.F

**AECOM**

7:00-8:00 AM	185	149	168	169	155	165
7:15-8:15 AM	140	128	142	148	126	137
7:30-8:30 AM	131	113	134	142	117	127
7:45-8:45 AM	123	114	134	133	106	122
8:00-9:00 AM	123	122	146	132	100	125

4:00-5:00 PM	1	5	3	8	5	4
4:15-5:15 PM	1	9	2	11	5	6
4:30-5:30 PM	4	9	2	11	4	6
4:45-5:45 PM	7	8	3	10	4	6
5:00-6:00 PM	9	8	3	7	2	6

Client: AECOM  
 File Number:  
 Route: PS-5a  
 Location:

Site Ref: PS-5a  
 Direction: OUT

Count Date Count Time	10/23/2023		10/24/2023		10/25/2023		10/26/2023		10/27/2023		AM	PM
	AM	PM	AM	PM	AM	PM	AM	PM	AM	PM		
0:00	1	6	1	5	4	3	0	9	3	7	9	30
0:15	1	8	0	6	0	4	1	7	0	4	2	29
0:30	1	3	0	4	1	6	1	9	0	6	3	28
0:45	1	8	0	6	0	4	0	8	0	8	1	34
1:00	0	7	0	4	0	6	0	7	0	6	0	30
1:15	0	3	0	7	0	9	1	7	0	9	1	35
1:30	0	12	1	7	1	13	0	4	0	7	2	43
1:45	0	4	0	9	0	7	0	9	0	9	0	38
2:00	0	7	0	8	0	5	1	8	0	14	1	42
2:15	0	13	0	15	0	12	0	17	0	7	0	64
2:30	0	11	0	19	0	12	0	16	0	11	0	69
2:45	0	12	0	12	0	20	0	10	0	20	0	74
3:00	0	18	0	15	0	24	0	20	1	20	1	97
3:15	0	30	1	25	0	16	0	20	0	30	1	121
3:30	0	28	0	34	0	37	0	32	1	27	1	158
3:45	0	34	0	25	0	31	0	34	0	27	0	151
4:00	0	28	0	36	0	34	0	39	0	20	0	157
4:15	0	39	0	38	0	35	0	36	1	36	1	184
4:30	1	30	1	33	2	42	1	32	1	29	6	166
4:45	0	34	1	27	1	35	2	32	0	37	4	165
5:00	0	45	0	50	1	44	0	47	1	39	2	225
5:15	1	52	0	43	0	50	0	54	0	35	1	234
5:30	0	54	0	41	0	38	2	46	1	31	3	210
5:45	0	37	0	41	0	30	0	31	0	31	0	170
6:00	0	25	1	30	0	21	0	27	1	17	2	120
6:15	1	31	1	22	0	22	2	25	3	28	7	128
6:30	1	19	1	24	2	20	1	29	0	19	5	111
6:45	2	26	1	35	2	24	0	19	0	19	5	123
7:00	0	25	0	28	0	20	2	22	1	17	3	112
7:15	3	33	8	26	1	36	0	28	0	28	12	151
7:30	5	37	3	43	3	42	4	41	3	47	18	210
7:45	5	36	7	29	5	31	1	32	4	36	22	164
8:00	3	15	1	8	1	21	3	25	1	17	9	86
8:15	2	9	1	8	1	7	3	8	1	9	8	41
8:30	1	7	2	3	2	4	1	10	2	7	8	31
8:45	5	5	2	4	1	5	2	2	3	4	13	20
9:00	1	2	5	5	1	4	1	6	0	4	8	21
9:15	0	2	7	8	2	5	1	1	4	4	14	20
9:30	1	2	3	2	1	4	1	2	4	3	10	13
9:45	4	0	9	4	4	2	1	6	1	2	19	14
10:00	4	2	2	1	6	1	2	4	3	7	17	15
10:15	3	0	9	1	0	0	1	1	0	3	13	5
10:30	3	1	5	2	5	1	3	5	3	0	19	9
10:45	4	2	4	1	3	1	4	1	3	1	18	6
11:00	7	2	5	1	8	1	2	0	3	2	25	6
11:15	2	4	6	3	6	5	0	2	4	2	18	16
11:30	2	3	7	1	5	1	7	1	2	2	23	8
11:45	4	1	4	0	3	0	4	1	4	3	19	5
<b>Totals</b>	<b>69</b>	<b>812</b>	<b>99</b>	<b>799</b>	<b>72</b>	<b>795</b>	<b>55</b>	<b>832</b>	<b>59</b>	<b>751</b>	<b>354</b>	<b>3989</b>
<b>Day Total</b>	<b>881</b>		<b>898</b>		<b>867</b>		<b>887</b>		<b>810</b>		<b>4343</b>	
<b>AM Pct</b>	<b>7.8%</b>		<b>11.0%</b>		<b>8.3%</b>		<b>6.2%</b>		<b>7.3%</b>			

Peak Hour  
 Peak Volume  
 P.H.F

**AECOM**

7:00-8:00 AM	13	18	9	7	8	11
7:15-8:15 AM	16	19	10	8	8	12
7:30-8:30 AM	15	12	10	11	9	11
7:45-8:45 AM	11	11	9	8	8	9
8:00-9:00 AM	11	6	5	9	7	8

4:00-5:00 PM	131	134	146	139	122	134
4:15-5:15 PM	148	148	156	147	141	148
4:30-5:30 PM	161	153	171	165	140	158
4:45-5:45 PM	185	161	167	179	142	167
5:00-6:00 PM	188	175	162	178	136	168

Client: AECOM  
 File Number:  
 Route: PS-5b  
 Location:

Site Ref: PS-5b  
 Direction: IN

Count Date	10/23/2023		10/24/2023		10/25/2023		10/26/2023		10/27/2023		AM	PM
	AM	PM	AM	PM	AM	PM	AM	PM	AM	PM		
0:00	0	2	2	4	2	3	0	4	1	2	5	15
0:15	0	2	0	4	0	2	0	4	0	1	0	13
0:30	0	1	0	3	1	1	0	4	0	3	1	12
0:45	0	3	0	3	0	4	0	3	0	0	0	13
1:00	0	1	0	3	0	2	1	4	0	3	1	13
1:15	0	2	0	3	0	1	0	2	0	2	0	10
1:30	0	2	0	0	0	3	0	0	0	1	0	6
1:45	0	3	0	2	0	2	0	0	0	1	0	8
2:00	0	2	0	3	0	2	1	0	0	1	1	8
2:15	1	4	0	0	1	2	1	2	1	0	4	8
2:30	1	3	1	4	0	4	0	2	0	2	2	15
2:45	0	2	1	0	1	0	1	1	1	1	4	4
3:00	0	2	0	1	0	1	0	1	0	1	0	6
3:15	0	1	0	0	0	1	1	0	0	1	1	3
3:30	0	1	0	1	1	0	0	1	0	2	1	5
3:45	0	2	1	0	1	1	1	1	1	0	4	4
4:00	1	0	0	0	1	1	1	2	1	1	4	4
4:15	3	0	4	1	2	0	1	1	1	0	11	2
4:30	1	1	1	0	1	2	2	1	0	1	5	5
4:45	4	1	4	1	4	1	4	2	2	0	18	5
5:00	4	0	2	1	3	0	3	0	3	1	15	2
5:15	3	1	3	1	2	1	6	0	7	0	21	3
5:30	6	3	6	1	3	2	3	1	5	0	23	7
5:45	10	1	13	2	9	1	9	1	7	1	48	6
6:00	13	4	9	1	10	1	7	0	8	1	47	7
6:15	16	1	20	4	19	1	16	0	13	0	84	6
6:30	12	1	14	1	17	0	12	0	11	1	66	3
6:45	6	0	7	1	6	1	6	0	8	0	33	2
7:00	7	1	4	0	6	1	6	0	2	0	25	2
7:15	5	2	9	2	3	1	7	1	2	1	26	7
7:30	6	2	4	0	4	2	8	0	4	1	26	5
7:45	6	1	3	1	6	2	6	1	6	1	27	6
8:00	4	1	9	1	8	0	8	0	7	1	36	3
8:15	7	1	5	0	7	0	5	0	5	0	29	1
8:30	11	0	14	0	9	0	7	0	7	0	48	0
8:45	4	0	11	0	9	0	7	0	7	1	38	1
9:00	13	0	13	2	9	0	13	0	6	0	54	2
9:15	8	0	15	2	7	2	10	1	10	1	50	6
9:30	6	0	3	2	14	0	4	0	6	0	33	2
9:45	9	0	8	0	1	0	8	0	11	0	37	0
10:00	14	0	8	0	5	0	7	0	2	2	36	2
10:15	4	0	6	1	6	0	6	0	4	0	26	1
10:30	3	0	5	1	1	0	4	1	10	1	23	3
10:45	5	0	6	0	6	0	1	0	4	0	22	0
11:00	3	0	3	0	6	0	1	0	4	0	17	0
11:15	1	0	2	0	2	2	2	1	6	1	13	4
11:30	5	0	1	0	2	1	6	1	6	1	20	3
11:45	1	0	1	0	2	0	1	0	1	0	6	0
<b>Totals</b>	<b>203</b>	<b>54</b>	<b>218</b>	<b>57</b>	<b>197</b>	<b>51</b>	<b>193</b>	<b>43</b>	<b>180</b>	<b>38</b>	<b>991</b>	<b>243</b>
<b>Day Total</b>	<b>257</b>		<b>275</b>		<b>248</b>		<b>236</b>		<b>218</b>		<b>1234</b>	
<b>AM Pct</b>	79.0%		79.3%		79.4%		81.8%		82.6%			

Peak Hour  
 Peak Volume  
 P.H.F

**AECOM**

7:00-8:00 AM	24	20	19	27	14	21
7:15-8:15 AM	21	25	21	29	19	23
7:30-8:30 AM	23	21	25	27	22	24
7:45-8:45 AM	28	31	30	26	25	28
8:00-9:00 AM	26	39	33	27	26	30

4:00-5:00 PM	2	2	4	6	2	3
4:15-5:15 PM	2	3	3	4	2	3
4:30-5:30 PM	3	3	4	3	2	3
4:45-5:45 PM	5	4	4	3	1	3
5:00-6:00 PM	5	5	4	2	2	4

Client: AECOM  
 File Number:  
 Route: PS-5b  
 Location:

Site Ref: PS-5b  
 Direction: OUT

Count Date	10/23/2023		10/24/2023		10/25/2023		10/26/2023		10/27/2023			
Count Time	AM	PM	AM	PM	AM	PM	AM	PM	AM	PM	AM	PM
0:00	1	0	1	0	1	3	3	1	0	1	6	5
0:15	0	1	0	2	1	1	0	0	0	1	1	5
0:30	0	0	0	2	1	0	0	2	0	1	1	5
0:45	0	4	0	1	0	0	0	1	0	2	0	8
1:00	0	2	0	0	0	5	0	1	0	1	0	9
1:15	0	2	0	6	0	1	0	1	0	0	0	10
1:30	0	6	0	3	0	2	0	3	0	2	0	16
1:45	0	2	0	0	0	0	0	3	0	3	0	8
2:00	0	1	0	1	0	1	0	4	0	4	0	11
2:15	0	4	0	2	1	3	0	3	0	4	1	16
2:30	0	6	0	5	0	4	0	4	0	4	0	23
2:45	0	3	0	1	0	1	0	4	0	4	0	13
3:00	0	4	0	5	0	3	0	1	0	3	0	16
3:15	0	5	0	8	0	6	0	7	0	5	0	31
3:30	0	8	1	6	1	5	1	4	0	8	3	31
3:45	1	3	0	3	0	5	0	4	1	5	2	20
4:00	0	3	0	2	1	4	1	8	0	3	2	20
4:15	0	3	0	11	0	3	0	4	0	4	0	25
4:30	0	3	1	4	0	3	0	3	0	0	1	13
4:45	0	1	0	6	0	5	0	6	0	1	0	19
5:00	0	5	1	5	0	4	0	5	0	2	1	21
5:15	2	2	0	13	1	9	1	4	0	5	4	33
5:30	2	8	1	3	1	5	1	1	1	2	6	19
5:45	1	8	1	14	2	4	1	4	2	5	7	35
6:00	0	2	1	4	0	4	0	2	0	3	1	15
6:15	1	7	2	2	0	4	2	8	2	4	7	25
6:30	0	3	0	1	1	3	0	2	1	2	2	11
6:45	0	3	1	3	1	3	0	3	0	3	2	15
7:00	1	9	1	3	0	5	1	2	1	3	4	22
7:15	0	3	1	3	0	6	0	4	0	2	1	18
7:30	0	4	3	3	2	5	0	4	0	2	5	18
7:45	1	5	2	3	1	3	1	3	0	6	5	20
8:00	1	2	0	3	1	2	1	1	1	3	4	11
8:15	1	1	1	2	1	1	1	2	1	0	5	6
8:30	0	0	2	1	0	0	1	2	1	1	4	4
8:45	0	1	2	0	0	1	0	1	0	1	2	4
9:00	0	1	1	0	0	0	1	0	1	4	3	5
9:15	3	1	3	1	1	2	2	0	2	2	11	6
9:30	3	5	3	2	1	0	4	3	0	1	11	11
9:45	0	2	0	0	1	0	0	0	1	2	2	4
10:00	1	0	3	0	0	0	1	0	0	2	5	2
10:15	2	1	1	0	1	0	0	0	1	1	5	2
10:30	2	0	2	1	0	1	0	0	1	1	5	3
10:45	4	0	2	0	0	1	1	1	0	1	7	3
11:00	2	0	4	0	3	0	3	0	1	0	13	0
11:15	3	0	1	0	3	0	2	0	1	1	10	1
11:30	1	2	1	1	1	2	0	2	1	1	4	8
11:45	1	0	1	0	1	0	1	0	0	1	4	1
<b>Totals</b>	<b>34</b>	<b>136</b>	<b>44</b>	<b>136</b>	<b>29</b>	<b>120</b>	<b>30</b>	<b>118</b>	<b>20</b>	<b>117</b>	<b>157</b>	<b>627</b>
<b>Day Total</b>	<b>170</b>		<b>180</b>		<b>149</b>		<b>148</b>		<b>137</b>		<b>784</b>	
<b>AM Pct</b>	20.0%		24.4%		19.5%		20.3%		14.6%			

Peak Hour  
 Peak Volume  
 P.H.F

**AECOM**

7:00-8:00 AM	2	7	3	2	1	3
7:15-8:15 AM	2	6	4	2	1	3
7:30-8:30 AM	3	6	5	3	2	4
7:45-8:45 AM	3	5	3	4	3	4
8:00-9:00 AM	2	5	2	3	3	3

4:00-5:00 PM	10	23	15	21	8	15
4:15-5:15 PM	12	26	15	18	7	16
4:30-5:30 PM	11	28	21	18	8	17
4:45-5:45 PM	16	27	23	16	10	18
5:00-6:00 PM	23	35	22	14	14	22



Client: AECOM  
 File Number:  
 RINe: Searsville East  
 Location:

Site Ref: Searsville  
 Direction: IN

Count Date	10/23/2023		10/24/2023		10/25/2023		10/26/2023		10/27/2023			
Count Time	AM	PM	AM	PM	AM	PM	AM	PM	AM	PM	AM	PM
0:00	0	3	0	2	0	2	0	5	0	2	0	14
0:15	0	3	0	2	0	1	0	4	0	1	0	11
0:30	1	1	0	3	0	7	0	3	0	1	1	15
0:45	0	5	0	2	0	1	0	5	0	4	0	17
1:00	0	2	0	3	0	4	0	3	0	4	0	16
1:15	0	0	0	3	0	2	0	2	0	0	0	7
1:30	0	2	0	2	0	7	0	0	0	1	0	12
1:45	0	1	0	2	0	0	1	1	0	2	1	6
2:00	0	0	0	1	0	0	0	0	0	0	0	1
2:15	0	1	0	0	0	4	0	5	0	1	0	11
2:30	0	0	0	2	0	3	0	1	0	4	0	10
2:45	0	2	0	3	0	5	0	3	0	1	0	14
3:00	0	1	1	3	0	2	0	2	0	0	1	8
3:15	0	2	0	1	0	7	0	0	0	0	0	10
3:30	1	1	0	3	0	6	0	1	0	2	1	13
3:45	0	1	1	0	1	3	1	2	1	1	4	7
4:00	0	2	1	0	2	0	2	1	2	0	7	3
4:15	1	0	0	1	0	4	0	1	0	3	1	9
4:30	0	0	0	2	1	4	0	3	0	0	1	9
4:45	0	0	0	2	1	4	0	2	0	1	1	9
5:00	2	1	0	2	1	4	1	0	1	3	5	10
5:15	0	2	2	2	0	1	1	1	1	1	4	7
5:30	9	2	5	3	3	5	2	1	4	3	23	14
5:45	4	0	12	1	10	4	6	0	4	2	36	7
6:00	8	1	4	1	6	10	4	0	1	2	23	14
6:15	3	4	3	1	4	6	3	1	4	0	17	12
6:30	1	7	3	2	17	1	0	1	0	1	21	12
6:45	2	4	0	1	2	4	4	4	1	1	9	14
7:00	0	3	0	0	6	0	0	1	0	0	6	4
7:15	3	0	2	3	3	0	3	0	2	0	13	3
7:30	0	0	0	0	4	1	1	0	0	0	5	1
7:45	2	0	2	0	3	0	2	0	2	2	11	2
8:00	3	0	3	1	5	0	2	2	2	0	15	3
8:15	3	0	2	1	2	2	0	1	2	0	9	4
8:30	1	1	1	2	1	2	0	1	0	0	3	6
8:45	2	1	6	0	1	0	0	0	2	0	11	1
9:00	2	0	6	0	10	1	3	4	6	0	27	5
9:15	0	0	4	0	3	0	2	1	0	0	9	1
9:30	4	0	2	1	2	0	0	0	0	0	8	1
9:45	1	0	2	0	5	0	8	0	6	1	22	1
10:00	2	1	5	2	5	0	7	0	6	0	25	3
10:15	6	1	7	1	0	1	3	0	2	0	18	3
10:30	4	2	7	1	6	0	5	2	5	0	27	5
10:45	3	0	10	0	11	0	9	2	3	0	36	2
11:00	8	0	2	0	7	0	8	1	2	1	27	2
11:15	2	0	2	1	5	3	7	1	4	0	20	5
11:30	1	0	9	0	6	1	11	0	5	0	32	1
11:45	5	0	5	0	8	0	5	1	4	0	27	1
<b>Totals</b>	<b>84</b>	<b>57</b>	<b>109</b>	<b>63</b>	<b>141</b>	<b>112</b>	<b>101</b>	<b>69</b>	<b>72</b>	<b>45</b>	<b>507</b>	<b>346</b>
<b>Day Total</b>	<b>141</b>		<b>172</b>		<b>253</b>		<b>170</b>		<b>117</b>		<b>853</b>	
<b>AM Pct</b>	59.6%		63.4%		55.7%		59.4%		61.5%			

Peak Hour  
 Peak Volume  
 P.H.F

**AECOM**

7:00-8:00 AM	5	4	16	6	4	7
7:15-8:15 AM	8	7	15	8	6	9
7:30-8:30 AM	8	7	14	5	6	8
7:45-8:45 AM	9	8	11	4	6	8
8:00-9:00 AM	9	12	9	2	6	8

4:00-5:00 PM	2	5	12	7	4	6
4:15-5:15 PM	1	7	16	6	7	7
4:30-5:30 PM	3	8	13	6	5	7
4:45-5:45 PM	5	9	14	4	8	8
5:00-6:00 PM	5	8	14	2	9	8

Client: AECOM  
 File Number:  
 Route: Searsville East  
 Location:

Site Ref: Searsville  
 Direction: OUT

Count Date	10/23/2023		10/24/2023		10/25/2023		10/26/2023		10/27/2023		AM	PM
Count Time	AM	PM	AM	PM	AM	PM	AM	PM	AM	PM	AM	PM
0:00	0	1	0	3	0	1	0	5	0	2	0	12
0:15	0	3	0	1	0	1	0	9	0	0	0	14
0:30	0	2	0	4	0	3	0	3	0	8	0	20
0:45	0	2	0	0	0	1	0	10	0	3	0	16
1:00	0	6	0	3	1	5	0	2	1	3	2	19
1:15	0	6	0	2	0	5	0	3	0	1	0	17
1:30	0	12	0	11	0	2	0	5	0	2	0	32
1:45	0	7	0	17	0	6	3	10	1	12	4	52
2:00	0	13	0	9	0	6	1	11	2	11	3	50
2:15	0	8	0	9	0	11	0	6	0	5	0	39
2:30	0	4	1	2	0	5	0	5	0	3	1	19
2:45	0	2	0	4	0	5	0	4	0	0	0	15
3:00	0	4	0	4	0	2	0	9	0	2	0	21
3:15	0	12	0	5	0	7	0	6	1	4	1	34
3:30	0	1	0	6	0	6	0	2	0	3	0	18
3:45	0	0	0	6	0	5	0	3	1	1	1	15
4:00	0	3	0	4	0	4	0	5	0	5	0	21
4:15	0	2	0	2	0	5	0	8	0	1	0	18
4:30	0	1	0	1	0	2	0	6	0	2	0	12
4:45	0	5	1	4	0	4	0	3	0	4	1	20
5:00	0	4	0	8	1	8	0	1	0	2	1	23
5:15	0	4	0	9	0	5	2	8	0	6	2	32
5:30	1	3	2	2	1	4	0	5	1	10	5	24
5:45	1	3	2	6	1	4	0	4	0	3	4	20
6:00	0	2	0	6	1	17	1	2	0	1	2	28
6:15	0	1	0	4	2	22	0	2	1	1	3	30
6:30	0	1	0	3	2	4	0	0	1	0	3	8
6:45	0	5	1	8	7	3	2	4	0	2	10	22
7:00	2	1	0	1	3	6	0	2	0	0	5	10
7:15	1	3	2	5	4	3	2	3	2	1	11	15
7:30	1	1	3	4	2	2	1	5	2	2	9	14
7:45	4	4	0	0	5	2	1	0	1	3	11	9
8:00	3	3	0	1	3	5	0	1	1	1	7	11
8:15	1	9	5	0	2	1	0	5	3	1	11	16
8:30	0	1	3	1	1	1	3	1	2	1	9	5
8:45	3	2	10	3	1	2	0	1	4	0	18	8
9:00	2	0	3	1	9	0	1	1	3	0	18	2
9:15	1	0	3	0	14	2	1	0	0	0	19	2
9:30	0	1	0	0	6	4	1	1	1	1	8	7
9:45	2	0	1	2	4	1	1	2	2	0	10	5
10:00	6	0	4	3	0	1	2	0	3	1	15	5
10:15	0	0	1	2	1	0	0	0	4	1	6	3
10:30	1	0	2	0	1	0	2	1	1	0	7	1
10:45	3	1	1	1	2	0	3	2	1	0	10	4
11:00	6	1	4	0	1	0	4	0	5	0	20	1
11:15	0	1	1	3	2	0	0	0	2	0	5	4
11:30	3	0	2	0	1	0	1	1	1	0	8	1
11:45	0	0	4	0	4	0	0	0	2	0	10	0
<b>Totals</b>	<b>41</b>	<b>145</b>	<b>56</b>	<b>170</b>	<b>82</b>	<b>183</b>	<b>32</b>	<b>167</b>	<b>49</b>	<b>109</b>	<b>260</b>	<b>774</b>
<b>Day Total</b>	<b>186</b>		<b>226</b>		<b>265</b>		<b>199</b>		<b>158</b>		<b>1034</b>	
<b>AM Pct</b>	22.0%		24.8%		30.9%		16.1%		31.0%			

Peak Hour  
 Peak Volume  
 P.H.F

**AECOM**

7:00-8:00 AM	8	5	14	4	5	7
7:15-8:15 AM	9	5	14	4	6	8
7:30-8:30 AM	9	8	12	2	7	8
7:45-8:45 AM	8	8	11	4	7	8
8:00-9:00 AM	7	18	7	3	10	9

4:00-5:00 PM	11	11	15	22	12	14
4:15-5:15 PM	12	15	19	18	9	15
4:30-5:30 PM	14	22	19	18	14	17
4:45-5:45 PM	16	23	21	17	22	20
5:00-6:00 PM	14	25	21	18	21	20

Client: AECOM  
 File Number:  
 Route: Searsville West  
 Location:

Site Ref: Searsville  
 Direction: IN

Count Date	10/23/2023		10/24/2023		10/25/2023		10/26/2023		10/27/2023			
Count Time	AM	PM	AM	PM	AM	PM	AM	PM	AM	PM	AM	PM
0:00	0	1	0	3	0	6	0	1	0	2	0	13
0:15	0	5	0	1	0	1	0	0	0	4	0	11
0:30	0	4	0	1	0	2	0	0	0	5	0	12
0:45	0	1	0	3	0	3	0	7	0	2	0	16
1:00	0	1	0	3	0	1	0	3	0	1	0	9
1:15	1	2	0	1	1	3	0	0	0	1	2	7
1:30	0	2	0	4	0	2	0	2	0	4	0	14
1:45	0	2	0	2	0	3	0	4	0	1	0	12
2:00	0	0	0	4	0	6	0	2	0	6	0	18
2:15	0	2	0	4	0	1	0	2	0	1	0	10
2:30	0	0	0	1	0	2	0	1	0	2	0	6
2:45	0	0	0	0	0	1	0	0	0	2	0	3
3:00	0	0	0	4	0	2	0	2	0	0	0	8
3:15	0	1	0	0	0	0	0	2	0	0	0	3
3:30	0	0	0	1	0	4	0	0	2	0	2	5
3:45	0	1	0	4	0	2	0	0	0	2	0	9
4:00	3	0	0	0	0	2	0	3	0	0	3	5
4:15	2	0	0	1	0	0	1	2	1	0	4	3
4:30	5	1	3	5	1	2	3	0	1	0	13	8
4:45	1	1	1	2	5	0	4	0	2	2	13	5
5:00	3	0	2	1	7	1	6	1	3	1	21	4
5:15	9	0	6	0	5	2	3	0	5	0	28	2
5:30	12	2	9	3	12	7	19	0	10	0	62	12
5:45	23	2	29	1	14	2	19	0	20	3	105	8
6:00	4	3	3	0	4	0	9	0	6	0	26	3
6:15	5	0	3	0	10	4	4	0	9	0	31	4
6:30	6	3	10	1	12	0	3	0	6	1	37	5
6:45	6	1	3	0	9	0	4	0	5	0	27	1
7:00	11	0	18	0	9	0	9	1	6	0	53	1
7:15	7	1	13	1	5	0	11	0	8	0	44	2
7:30	7	1	3	0	7	0	7	0	9	0	33	1
7:45	4	2	7	0	1	1	6	1	1	0	19	4
8:00	6	0	3	2	6	0	5	0	7	0	27	2
8:15	5	1	8	0	6	0	1	0	2	1	22	2
8:30	1	0	0	0	6	1	4	0	5	0	16	1
8:45	5	0	5	2	2	0	5	0	2	0	19	2
9:00	4	1	2	0	2	1	8	0	6	0	22	2
9:15	4	0	2	0	2	0	1	0	2	0	11	0
9:30	0	0	4	0	4	0	2	0	6	1	16	1
9:45	4	1	3	0	5	0	0	0	5	0	17	1
10:00	7	0	1	1	6	0	4	0	4	0	22	1
10:15	0	0	2	0	1	3	7	0	1	0	11	3
10:30	5	0	6	0	5	0	2	0	3	1	21	1
10:45	6	0	5	0	0	1	7	0	5	1	23	2
11:00	5	0	3	1	7	0	3	0	2	0	20	1
11:15	3	0	5	0	4	0	6	0	7	0	25	0
11:30	0	0	4	1	3	0	4	0	3	0	14	1
11:45	3	0	3	0	3	0	1	0	4	0	14	0
<b>Totals</b>	<b>167</b>	<b>42</b>	<b>166</b>	<b>58</b>	<b>164</b>	<b>66</b>	<b>168</b>	<b>34</b>	<b>158</b>	<b>44</b>	<b>823</b>	<b>244</b>
<b>Day Total</b>	<b>209</b>		<b>224</b>		<b>230</b>		<b>202</b>		<b>202</b>		<b>1067</b>	
<b>AM Pct</b>	79.9%		74.1%		71.3%		83.2%		78.2%			

Peak Hour  
 Peak Volume  
 P.H.F

**AECOM**

7:00-8:00 AM	29	41	22	33	24	30
7:15-8:15 AM	24	26	19	29	25	25
7:30-8:30 AM	22	21	20	19	19	20
7:45-8:45 AM	16	18	19	16	15	17
8:00-9:00 AM	17	16	20	15	16	17

4:00-5:00 PM	2	8	4	5	2	4
4:15-5:15 PM	2	9	3	3	3	4
4:30-5:30 PM	2	8	5	1	3	4
4:45-5:45 PM	3	6	10	1	3	5
5:00-6:00 PM	4	5	12	1	4	5

Client: AECOM  
 File Number:  
 Route: Searsville West  
 Location:

Site Ref: Searsville  
 Direction: OUT

Count Date	10/23/2023		10/24/2023		10/25/2023		10/26/2023		10/27/2023		AM	PM
	AM	PM	AM	PM	AM	PM	AM	PM	AM	PM		
0:00	0	2	0	1	0	6	0	6	0	5	0	20
0:15	0	4	0	0	0	3	0	0	0	2	0	9
0:30	0	1	0	4	0	2	0	2	0	1	0	10
0:45	0	5	0	1	1	3	0	4	0	3	1	16
1:00	0	2	0	1	0	1	0	3	0	8	0	15
1:15	0	10	0	1	0	8	0	7	0	6	0	32
1:30	0	2	0	5	0	15	0	4	0	5	0	31
1:45	0	2	0	9	0	5	0	5	0	6	0	27
2:00	0	5	0	3	0	5	0	8	0	5	0	26
2:15	0	8	0	13	0	20	0	14	0	2	0	57
2:30	0	16	0	5	0	6	0	8	0	14	0	49
2:45	0	7	0	5	2	3	0	3	0	3	2	21
3:00	0	6	0	3	0	6	0	11	0	18	0	44
3:15	0	10	0	10	0	15	0	10	0	4	0	49
3:30	0	6	0	7	0	7	0	8	0	3	0	31
3:45	0	8	0	10	0	13	0	3	0	2	0	36
4:00	0	5	0	4	0	4	0	3	0	3	0	19
4:15	0	6	0	10	0	6	0	6	0	5	0	33
4:30	0	6	0	6	0	5	0	7	0	1	0	25
4:45	0	3	1	4	1	3	0	4	0	1	2	15
5:00	0	3	0	9	0	4	0	0	0	2	0	18
5:15	1	2	0	4	1	6	0	1	0	5	2	18
5:30	0	8	0	5	0	11	0	5	0	4	0	33
5:45	0	4	6	2	2	10	3	2	2	6	13	24
6:00	1	4	0	6	2	4	0	6	0	0	3	20
6:15	1	2	1	3	3	7	2	0	0	0	7	12
6:30	0	0	0	4	3	0	1	1	1	0	5	5
6:45	3	0	2	0	2	0	0	1	1	1	8	2
7:00	1	2	1	3	5	2	1	3	0	0	8	10
7:15	3	0	1	5	2	3	0	0	0	2	6	10
7:30	4	1	4	0	4	6	1	0	0	0	13	7
7:45	3	1	2	0	0	0	3	0	1	0	9	1
8:00	0	2	4	1	3	0	7	0	5	0	19	3
8:15	1	0	5	1	3	0	4	0	1	1	14	2
8:30	2	3	2	1	1	0	0	0	5	0	10	4
8:45	2	2	2	0	2	1	1	0	3	0	10	3
9:00	3	1	0	0	2	0	3	0	0	0	8	1
9:15	1	0	2	1	6	0	1	0	1	0	11	1
9:30	0	0	6	0	1	0	3	0	0	0	10	0
9:45	3	0	1	0	1	0	6	0	1	0	12	0
10:00	2	1	4	0	4	1	14	0	1	0	25	2
10:15	4	0	2	1	4	2	0	0	3	0	13	3
10:30	2	0	2	0	7	0	7	0	7	0	25	0
10:45	5	1	2	0	2	0	5	0	6	1	20	2
11:00	4	0	1	0	3	1	10	0	5	0	23	1
11:15	3	0	5	1	6	0	2	0	5	1	21	2
11:30	7	0	5	2	11	0	2	0	19	0	44	2
11:45	2	0	6	0	3	0	2	0	4	0	17	0
<b>Totals</b>	<b>58</b>	<b>151</b>	<b>67</b>	<b>151</b>	<b>87</b>	<b>194</b>	<b>78</b>	<b>135</b>	<b>71</b>	<b>120</b>	<b>361</b>	<b>751</b>
<b>Day Total</b>	<b>209</b>		<b>218</b>		<b>281</b>		<b>213</b>		<b>191</b>		<b>1112</b>	
<b>AM Pct</b>	27.8%		30.7%		31.0%		36.6%		37.2%			

Peak Hour  
 Peak Volume  
 P.H.F

**AECOM**

7:00-8:00 AM	11	8	11	5	1	7
7:15-8:15 AM	10	11	9	11	6	9
7:30-8:30 AM	8	15	10	15	7	11
7:45-8:45 AM	6	13	7	14	12	10
8:00-9:00 AM	5	13	9	12	14	11

4:00-5:00 PM	20	24	18	20	10	18
4:15-5:15 PM	18	29	18	17	9	18
4:30-5:30 PM	14	23	18	12	9	15
4:45-5:45 PM	16	22	24	10	12	17
5:00-6:00 PM	17	20	31	8	17	19

## **Appendix C**

### **Peak-Hour Cordon Traffic Counts**

## STANFORD UNIVERSITY TRAFFIC COUNTS

**AM COUNT TIME**  
**FROM: 7:00 AM**  
**TO: 9:00 AM**

**DATE COUNTED**  
 April 17, 2023

**DAY OF THE WEEK**  
 Monday

**PEAK HOUR**  
**FROM: 7:45 AM**  
**TO: 8:45 AM**

**WEATHER**  
 Cloudy

TIME		COUNT LOCATION															
		1		2		3		4		5		6*		7		8	
FROM:	TO:	IN	OUT	IN	OUT	IN	OUT	IN	OUT	IN	OUT	IN	OUT	IN	OUT	IN	OUT
7:00 AM	8:00 AM	470		535		156		89		313				156		199	
7:15 AM	8:15 AM	569		551		167		90		344				167		225	
7:30 AM	8:30 AM	642		567		181		89		371				192		245	
7:45 AM	8:45 AM	657		565		176		91		431				206		277	
8:00 AM	9:00 AM	696		486		169		84		434				207		268	

\* One way roadway (outbound only)

TIME		COUNT LOCATION																TOTAL
		9		10		11		12		13		14		15		16		
FROM:	TO:	IN	OUT	IN	OUT	IN	OUT	IN	OUT	IN	OUT	IN	OUT	IN	OUT	IN	OUT	IN
7:00 AM	8:00 AM	28		18		37		18		254		50		20		40		2,383
7:15 AM	8:15 AM	43		22		72		25		313		62		19		51		2,720
7:30 AM	8:30 AM	49		25		73		24		371		63		15		64		2,971
7:45 AM	8:45 AM	59		22		71		21		394		63		14		82		3,129
8:00 AM	9:00 AM	70		19		54		23		394		70		11		89		3,074

TOTAL PEAK HOUR TRAFFIC: 3,129

Notes:



## STANFORD UNIVERSITY TRAFFIC COUNTS

**AM COUNT TIME**  
**FROM:** 7:00 AM  
**TO:** 9:00 AM

**DATE COUNTED**  
 April 18, 2023

**DAY OF THE WEEK**  
 Tuesday

**PEAK HOUR**  
**FROM:** 8:00 AM  
**TO:** 9:00 AM

**WEATHER**  
 Cloudy

TIME		COUNT LOCATION															
		1		2		3		4		5		6*		7		8	
FROM:	TO:	IN	OUT	IN	OUT	IN	OUT	IN	OUT	IN	OUT	IN	OUT	IN	OUT	IN	OUT
7:00 AM	8:00 AM	502		481		179		99		357				172		199	
7:15 AM	8:15 AM	602		501		182		94		375				185		225	
7:30 AM	8:30 AM	669		498		187		98		389				192		245	
7:45 AM	8:45 AM	709		488		176		75		437				204		277	
8:00 AM	9:00 AM	727		495		182		76		479				212		268	

\* One way roadway (outbound only)

TIME		COUNT LOCATION																TOTAL
		9		10		11		12		13		14		15		16		
FROM:	TO:	IN	OUT	IN	OUT	IN	OUT	IN	OUT	IN	OUT	IN	OUT	IN	OUT	IN	OUT	IN
7:00 AM	8:00 AM	38		13		36		29		277		44		25		27		2,478
7:15 AM	8:15 AM	48		15		71		36		342		62		25		38		2,801
7:30 AM	8:30 AM	55		14		72		35		380		69		23		40		2,966
7:45 AM	8:45 AM	60		12		70		30		400		77		24		46		3,085
8:00 AM	9:00 AM	50		9		51		22		409		73		16		55		3,124

TOTAL PEAK HOUR TRAFFIC: 3,124

Notes:



## STANFORD UNIVERSITY TRAFFIC COUNTS

**AM COUNT TIME**  
**FROM: 7:00 AM**  
**TO: 9:00 AM**

**DATE COUNTED**  
 April 19, 2023

**DAY OF THE WEEK**  
 Wednesday

**PEAK HOUR**  
**FROM: 8:00 AM**  
**TO: 9:00 AM**

**WEATHER**  
 Cloudy

TIME		COUNT LOCATION															
		1		2		3		4		5		6*		7		8	
FROM:	TO:	IN	OUT	IN	OUT	IN	OUT	IN	OUT	IN	OUT	IN	OUT	IN	OUT	IN	OUT
7:00 AM	8:00 AM	500		480		172		110		314				179		177	
7:15 AM	8:15 AM	570		500		176		105		359				191		205	
7:30 AM	8:30 AM	637		498		181		113		400				202		256	
7:45 AM	8:45 AM	710		498		179		120		457				208		276	
8:00 AM	9:00 AM	765		496		191		117		495				215		292	

\* One way roadway (outbound only)

TIME		COUNT LOCATION																TOTAL
		9		10		11		12		13		14		15		16		
FROM:	TO:	IN	OUT	IN	OUT	IN	OUT	IN	OUT	IN	OUT	IN	OUT	IN	OUT	IN	OUT	IN
7:00 AM	8:00 AM	29		7		30		23		256		56		25		158		2,516
7:15 AM	8:15 AM	39		11		70		31		320		66		25		207		2,875
7:30 AM	8:30 AM	47		13		72		38		364		61		20		260		3,162
7:45 AM	8:45 AM	58		19		70		34		406		62		18		273		3,388
8:00 AM	9:00 AM	59		20		52		28		425		65		16		275		3,511

TOTAL PEAK HOUR TRAFFIC: 3,511

Notes:





## STANFORD UNIVERSITY TRAFFIC COUNTS

**AM COUNT TIME**  
**FROM: 7:00 AM**  
**TO: 9:00 AM**

**DATE COUNTED**  
 April 20, 2023

**DAY OF THE WEEK**  
 Thursday

**PEAK HOUR**  
**FROM: 8:00 AM**  
**TO: 9:00 AM**

**WEATHER**  
 Cloudy

TIME		COUNT LOCATION															
		1		2		3		4		5		6*		7		8	
FROM:	TO:	IN	OUT	IN	OUT	IN	OUT	IN	OUT	IN	OUT	IN	OUT	IN	OUT	IN	OUT
7:00 AM	8:00 AM	481		568		172		87		311				198		185	
7:15 AM	8:15 AM	598		571		183		97		352				216		228	
7:30 AM	8:30 AM	666		561		193		115		398				233		251	
7:45 AM	8:45 AM	747		560		176		131		454				252		279	
8:00 AM	9:00 AM	775		520		186		134		499				246		282	

\* One way roadway (outbound only)

TIME		COUNT LOCATION																TOTAL
		9		10		11		12		13		14		15		16		
FROM:	TO:	IN	OUT	IN	OUT	IN	OUT	IN	OUT	IN	OUT	IN	OUT	IN	OUT	IN	OUT	IN
7:00 AM	8:00 AM	37		12		31		22		253		40		17		158		2,572
7:15 AM	8:15 AM	47		13		68		44		306		52		16		213		3,004
7:30 AM	8:30 AM	58		18		71		45		360		60		16		253		3,298
7:45 AM	8:45 AM	59		19		67		40		389		64		13		292		3,542
8:00 AM	9:00 AM	58		21		52		35		407		66		12		306		3,599

TOTAL PEAK HOUR TRAFFIC: 3,599

Notes:



## STANFORD UNIVERSITY TRAFFIC COUNTS

**AM COUNT TIME**  
**FROM: 7:00 AM**  
**TO: 9:00 AM**

**DATE COUNTED**  
 April 21, 2023

**DAY OF THE WEEK**  
 Thursday

**PEAK HOUR**  
**FROM: 8:00 AM**  
**TO: 9:00 AM**

**WEATHER**  
 Cloudy

TIME		COUNT LOCATION															
		1		2		3		4		5		6*		7		8	
FROM:	TO:	IN	OUT	IN	OUT	IN	OUT	IN	OUT	IN	OUT	IN	OUT	IN	OUT	IN	OUT
7:00 AM	8:00 AM	404		465		137		89		284				171		177	
7:15 AM	8:15 AM	473		496		143		98		346				192		213	
7:30 AM	8:30 AM	551		521		151		110		395				202		239	
7:45 AM	8:45 AM	587		507		146		130		449				193		257	
8:00 AM	9:00 AM	630		501		157		126		479				191		250	

\* One way roadway (outbound only)

TIME		COUNT LOCATION																TOTAL
		9		10		11		12		13		14		15		16		
FROM:	TO:	IN	OUT	IN	OUT	IN	OUT	IN	OUT	IN	OUT	IN	OUT	IN	OUT	IN	OUT	IN
7:00 AM	8:00 AM	40		10		37		25		223		46		16		139		2,263
7:15 AM	8:15 AM	43		15		67		41		268		66		19		201		2,681
7:30 AM	8:30 AM	50		17		65		40		316		60		14		243		2,974
7:45 AM	8:45 AM	53		17		60		29		351		60		14		288		3,141
8:00 AM	9:00 AM	53		15		42		26		368		54		20		312		3,224

TOTAL PEAK HOUR TRAFFIC: 3,224

Notes:



## STANFORD UNIVERSITY TRAFFIC COUNTS

**PM COUNT TIME**  
**FROM:** 4:00 PM  
**TO:** 6:00 PM

**DATE COUNTED**  
 April 17, 2023

**DAY OF THE WEEK**  
 Monday

**PEAK HOUR**  
**FROM:** 5:00 PM  
**TO:** 6:00 PM

**WEATHER**  
 Fair

TIME		COUNT LOCATION															
		1		2		3		4		5		6		7		8	
FROM:	TO:	IN	OUT	IN	OUT	IN	OUT	IN	OUT	IN	OUT	IN	OUT	IN	OUT	IN	OUT
4:00 PM	5:00 PM		705		450		138		138		272		18		282		278
4:15 PM	5:15 PM		744		493		140		148		322		16		305		298
4:30 PM	5:30 PM		746		498		155		143		343		16		340		296
4:45 PM	5:45 PM		730		518		160		140		366		23		342		290
5:00 PM	6:00 PM		680		525		171		135		377		22		344		299

TIME		COUNT LOCATION																TOTAL
		9		10		11		12		13		14		15		16		
FROM:	TO:	IN	OUT	IN	OUT	IN	OUT	IN	OUT	IN	OUT	IN	OUT	IN	OUT	IN	OUT	OUT
4:00 PM	5:00 PM		45		28		20		28		341		70		8		258	3079
4:15 PM	5:15 PM		55		34		28		29		363		73		9		233	3290
4:30 PM	5:30 PM		63		35		27		21		367		71		10		232	3363
4:45 PM	5:45 PM		71		32		29		23		372		72		9		234	3411
5:00 PM	6:00 PM		72		34		31		23		383		69		9		240	3414

TOTAL PEAK HOUR TRAFFIC: 3414

Notes



## STANFORD UNIVERSITY TRAFFIC COUNTS

**PM COUNT TIME**  
**FROM:** 4:00 PM  
**TO:** 6:00 PM

**DATE COUNTED**  
 April 18, 2023

**DAY OF THE WEEK**  
 Tuesday

**PEAK HOUR**  
**FROM:** 5:00 PM  
**TO:** 6:00 PM

**WEATHER**  
 Fair

TIME		COUNT LOCATION															
		1		2		3		4		5		6		7		8	
FROM:	TO:	IN	OUT	IN	OUT	IN	OUT	IN	OUT	IN	OUT	IN	OUT	IN	OUT	IN	OUT
4:00 PM	5:00 PM		747		415		144		147		354		24		334		272
4:15 PM	5:15 PM		760		457		150		159		351		24		354		271
4:30 PM	5:30 PM		830		487		147		172		342		26		372		285
4:45 PM	5:45 PM		841		559		148		185		346		27		391		290
5:00 PM	6:00 PM		882		601		158		194		358		24		383		295

TIME		COUNT LOCATION																TOTAL
		9		10		11		12		13		14		15		16		
FROM:	TO:	IN	OUT	IN	OUT	IN	OUT	IN	OUT	IN	OUT	IN	OUT	IN	OUT	IN	OUT	OUT
4:00 PM	5:00 PM		70		31		29		23		390		69		5		215	3269
4:15 PM	5:15 PM		64		34		29		20		411		78		7		218	3387
4:30 PM	5:30 PM		73		33		26		17		398		81		9		220	3518
4:45 PM	5:45 PM		66		40		28		14		379		78		5		216	3613
5:00 PM	6:00 PM		75		41		27		12		403		77		8		220	3758

TOTAL PEAK HOUR TRAFFIC: 3758

Notes



## STANFORD UNIVERSITY TRAFFIC COUNTS

**PM COUNT TIME**  
**FROM:** 4:00 PM  
**TO:** 6:00 PM

**DATE COUNTED**  
 April 19, 2023

**DAY OF THE WEEK**  
 Wednesday

**PEAK HOUR**  
**FROM:** 5:00 PM  
**TO:** 6:00 PM

**WEATHER**  
 Fair

TIME		COUNT LOCATION															
		1		2		3		4		5		6		7		8	
FROM:	TO:	IN	OUT	IN	OUT	IN	OUT	IN	OUT	IN	OUT	IN	OUT	IN	OUT	IN	OUT
4:00 PM	5:00 PM		753		456		149		169		331		18		342		342
4:15 PM	5:15 PM		778		472		172		160		344		22		384		336
4:30 PM	5:30 PM		846		496		174		147		351		24		414		332
4:45 PM	5:45 PM		830		532		184		143		356		27		437		326
5:00 PM	6:00 PM		854		575		177		149		376		27		462		326

TIME		COUNT LOCATION																TOTAL
		9		10		11		12		13		14		15		16		
FROM:	TO:	IN	OUT	IN	OUT	IN	OUT	IN	OUT	IN	OUT	IN	OUT	IN	OUT	IN	OUT	OUT
4:00 PM	5:00 PM		72		28		30		20		391		60		8		261	3430
4:15 PM	5:15 PM		83		28		25		20		428		62		11		277	3602
4:30 PM	5:30 PM		84		32		22		18		456		66		8		294	3764
4:45 PM	5:45 PM		89		37		21		16		457		65		6		292	3818
5:00 PM	6:00 PM		85		40		22		15		469		65		8		276	3926

TOTAL PEAK HOUR TRAFFIC: 3926

Notes



## STANFORD UNIVERSITY TRAFFIC COUNTS

**PM COUNT TIME**  
**FROM:** 4:00 PM  
**TO:** 6:00 PM

**DATE COUNTED**  
 April 20, 2023

**DAY OF THE WEEK**  
 Thursday

**PEAK HOUR**  
**FROM:** 5:00 PM  
**TO:** 6:00 PM

**WEATHER**  
 Fair

TIME		COUNT LOCATION															
		1		2		3		4		5		6		7		8	
FROM:	TO:	IN	OUT	IN	OUT	IN	OUT	IN	OUT	IN	OUT	IN	OUT	IN	OUT	IN	OUT
4:00 PM	5:00 PM		843		476		160		136		338		44		331		311
4:15 PM	5:15 PM		812		522		161		139		345		43		346		325
4:30 PM	5:30 PM		831		516		148		148		364		34		356		337
4:45 PM	5:45 PM		772		515		157		152		385		25		360		351
5:00 PM	6:00 PM		776		529		165		163		382		28		367		357

TIME		COUNT LOCATION																TOTAL OUT
		9		10		11		12		13		14		15		16		
FROM:	TO:	IN	OUT	IN	OUT	IN	OUT	IN	OUT	IN	OUT	IN	OUT	IN	OUT	IN	OUT	OUT
4:00 PM	5:00 PM		62		32		27		31		362		68		9		290	3520
4:15 PM	5:15 PM		71		30		25		25		402		69		9		331	3655
4:30 PM	5:30 PM		77		32		25		23		417		72		11		322	3713
4:45 PM	5:45 PM		72		39		29		24		427		69		11		325	3713
5:00 PM	6:00 PM		79		49		32		24		419		67		9		309	3755

TOTAL PEAK HOUR TRAFFIC: 3755

Notes



## STANFORD UNIVERSITY TRAFFIC COUNTS

**PM COUNT TIME**  
**FROM:** 4:00 PM  
**TO:** 6:00 PM

**DATE COUNTED**  
 April 21, 2023

**DAY OF THE WEEK**  
 Friday

**PEAK HOUR**  
**FROM:** 5:00 PM  
**TO:** 6:00 PM

**WEATHER**  
 Fair

TIME		COUNT LOCATION															
		1		2		3		4		5		6		7		8	
FROM:	TO:	IN	OUT	IN	OUT	IN	OUT	IN	OUT	IN	OUT	IN	OUT	IN	OUT	IN	OUT
4:00 PM	5:00 PM		654		402		158		146		309		26		330		330
4:15 PM	5:15 PM		671		439		154		133		316		25		367		364
4:30 PM	5:30 PM		685		469		162		133		323		25		388		349
4:45 PM	5:45 PM		680		456		159		127		343		21		385		351
5:00 PM	6:00 PM		682		469		148		133		327		20		399		362

TIME		COUNT LOCATION																TOTAL
		9		10		11		12		13		14		15		16		
FROM:	TO:	IN	OUT	IN	OUT	IN	OUT	IN	OUT	IN	OUT	IN	OUT	IN	OUT	IN	OUT	OUT
4:00 PM	5:00 PM		74		38		34		25		384		68		7		308	3293
4:15 PM	5:15 PM		87		42		33		31		425		61		5		305	3458
4:30 PM	5:30 PM		88		43		29		32		441		55		5		319	3546
4:45 PM	5:45 PM		88		47		28		32		429		54		2		327	3529
5:00 PM	6:00 PM		83		57		28		31		443		66		3		313	3564

TOTAL PEAK HOUR TRAFFIC: 3564

Notes



## STANFORD UNIVERSITY TRAFFIC COUNTS

**AM COUNT TIME**  
**FROM:** 7:00 AM  
**TO:** 9:00 AM

**DATE COUNTED**  
 April 24, 2023

**DAY OF THE WEEK**  
 Monday

**PEAK HOUR**  
**FROM:** 8:00 AM  
**TO:** 9:00 AM

**WEATHER**  
 Cloudy

TIME		COUNT LOCATION															
		1		2		3		4		5		6*		7		8	
FROM:	TO:	IN	OUT	IN	OUT	IN	OUT	IN	OUT	IN	OUT	IN	OUT	IN	OUT	IN	OUT
7:00 AM	8:00 AM	564		564		169		85		301				260		179	
7:15 AM	8:15 AM	604		604		178		85		340				274		212	
7:30 AM	8:30 AM	588		588		172		102		397				295		261	
7:45 AM	8:45 AM	560		560		167		115		455				324		300	
8:00 AM	9:00 AM	560		560		173		128		501				326		286	

\* One way roadway (outbound only)

TIME		COUNT LOCATION																TOTAL
		9		10		11		12		13		14		15		16		
FROM:	TO:	IN	OUT	IN	OUT	IN	OUT	IN	OUT	IN	OUT	IN	OUT	IN	OUT	IN	OUT	IN
7:00 AM	8:00 AM	36		13		35		19		285		57		14		161		2,742
7:15 AM	8:15 AM	50		15		67		36		304		69		11		201		3,050
7:30 AM	8:30 AM	57		17		66		34		323		69		12		239		3,220
7:45 AM	8:45 AM	63		17		69		28		365		62		11		254		3,350
8:00 AM	9:00 AM	54		15		54		25		367		54		9		271		3,383

TOTAL PEAK HOUR TRAFFIC: 3,383

Notes:





## STANFORD UNIVERSITY TRAFFIC COUNTS

**AM COUNT TIME**  
**FROM: 7:00 AM**  
**TO: 9:00 AM**

**DATE COUNTED**  
 April 25, 2023

**DAY OF THE WEEK**  
 Tuesday

**PEAK HOUR**  
**FROM: 8:00 AM**  
**TO: 9:00 AM**

**WEATHER**  
 Cloudy

TIME		COUNT LOCATION															
		1		2		3		4		5		6*		7		8	
FROM:	TO:	IN	OUT	IN	OUT	IN	OUT	IN	OUT	IN	OUT	IN	OUT	IN	OUT	IN	OUT
7:00 AM	8:00 AM	585		585		179		100		316				307		204	
7:15 AM	8:15 AM	639		639		183		106		347				373		271	
7:30 AM	8:30 AM	627		627		164		111		399				400		298	
7:45 AM	8:45 AM	635		635		170		113		473				415		309	
8:00 AM	9:00 AM	627		627		175		109		509				391		297	

\* One way roadway (outbound only)

TIME		COUNT LOCATION																TOTAL
		9		10		11		12		13		14		15		16		
FROM:	TO:	IN	OUT	IN	OUT	IN	OUT	IN	OUT	IN	OUT	IN	OUT	IN	OUT	IN	OUT	IN
7:00 AM	8:00 AM	31		14		38		18		278		40		12		170		2,877
7:15 AM	8:15 AM	44		15		71		29		346		48		12		207		3,330
7:30 AM	8:30 AM	53		15		69		29		394		57		12		238		3,493
7:45 AM	8:45 AM	56		18		66		30		436		67		12		277		3,712
8:00 AM	9:00 AM	56		15		47		24		476		64		14		283		3,714

TOTAL PEAK HOUR TRAFFIC: 3,714

Notes:



## STANFORD UNIVERSITY TRAFFIC COUNTS

**AM COUNT TIME**  
**FROM: 7:00 AM**  
**TO: 9:00 AM**

**DATE COUNTED**  
 April 26, 2023

**DAY OF THE WEEK**  
 Wednesday

**PEAK HOUR**  
**FROM: 8:00 AM**  
**TO: 9:00 AM**

**WEATHER**  
 Cloudy

TIME		COUNT LOCATION															
		1		2		3		4		5		6*		7		8	
FROM:	TO:	IN	OUT	IN	OUT	IN	OUT	IN	OUT	IN	OUT	IN	OUT	IN	OUT	IN	OUT
7:00 AM	8:00 AM	560		560		197		117		335				306		182	
7:15 AM	8:15 AM	591		591		205		124		385				354		217	
7:30 AM	8:30 AM	613		613		200		131		423				389		259	
7:45 AM	8:45 AM	613		613		201		146		457				403		287	
8:00 AM	9:00 AM	586		586		186		133		479				437		297	

\* One way roadway (outbound only)

TIME		COUNT LOCATION																TOTAL
		9		10		11		12		13		14		15		16		
FROM:	TO:	IN	OUT	IN	OUT	IN	OUT	IN	OUT	IN	OUT	IN	OUT	IN	OUT	IN	OUT	IN
7:00 AM	8:00 AM	32		7		36		16		282		51		16		140		2,837
7:15 AM	8:15 AM	43		10		72		30		329		59		19		173		3,202
7:30 AM	8:30 AM	52		15		71		28		372		56		17		222		3,461
7:45 AM	8:45 AM	58		18		71		24		396		65		20		255		3,627
8:00 AM	9:00 AM	65		18		52		24		426		68		14		267		3,638

TOTAL PEAK HOUR TRAFFIC: 3,638

Notes:



## STANFORD UNIVERSITY TRAFFIC COUNTS

**AM COUNT TIME**  
**FROM: 7:00 AM**  
**TO: 9:00 AM**

**DATE COUNTED**  
 April 27, 2023

**DAY OF THE WEEK**  
 Thursday

**PEAK HOUR**  
**FROM: 8:00 AM**  
**TO: 9:00 AM**

**WEATHER**  
 Cloudy

TIME		COUNT LOCATION															
		1		2		3		4		5		6*		7		8	
FROM:	TO:	IN	OUT	IN	OUT	IN	OUT	IN	OUT	IN	OUT	IN	OUT	IN	OUT	IN	OUT
7:00 AM	8:00 AM	521		521		156		105		317				250		184	
7:15 AM	8:15 AM	567		567		170		107		383				305		210	
7:30 AM	8:30 AM	557		557		189		123		411				331		229	
7:45 AM	8:45 AM	561		561		177		132		495				357		256	
8:00 AM	9:00 AM	559		559		189		137		531				351		263	

\* One way roadway (outbound only)

TIME		COUNT LOCATION																TOTAL
		9		10		11		12		13		14		15		16		
FROM:	TO:	IN	OUT	IN	OUT	IN	OUT	IN	OUT	IN	OUT	IN	OUT	IN	OUT	IN	OUT	IN
7:00 AM	8:00 AM	26		4		35		21		268		47		21		147		2,623
7:15 AM	8:15 AM	39		7		73		31		336		58		23		187		3,063
7:30 AM	8:30 AM	49		13		74		36		365		69		21		229		3,253
7:45 AM	8:45 AM	54		17		77		38		401		77		21		237		3,461
8:00 AM	9:00 AM	59		19		60		31		395		70		18		246		3,487

TOTAL PEAK HOUR TRAFFIC: 3,487

Notes:



## STANFORD UNIVERSITY TRAFFIC COUNTS

**AM COUNT TIME**  
**FROM: 7:00 AM**  
**TO: 9:00 AM**

**DATE COUNTED**  
 April 28, 2023

**DAY OF THE WEEK**  
 Thursday

**PEAK HOUR**  
**FROM: 8:00 AM**  
**TO: 9:00 AM**

**WEATHER**  
 Cloudy

TIME		COUNT LOCATION															
		1		2		3		4		5		6*		7		8	
FROM:	TO:	IN	OUT	IN	OUT	IN	OUT	IN	OUT	IN	OUT	IN	OUT	IN	OUT	IN	OUT
7:00 AM	8:00 AM	460		460		142		100		318				269		165	
7:15 AM	8:15 AM	490		490		157		105		365				314		204	
7:30 AM	8:30 AM	477		477		165		108		417				360		245	
7:45 AM	8:45 AM	490		490		166		120		485				406		264	
8:00 AM	9:00 AM	467		467		164		127		540				429		289	

\* One way roadway (outbound only)

TIME		COUNT LOCATION																TOTAL
		9		10		11		12		13		14		15		16		
FROM:	TO:	IN	OUT	IN	OUT	IN	OUT	IN	OUT	IN	OUT	IN	OUT	IN	OUT	IN	OUT	IN
7:00 AM	8:00 AM	29		10		36		23		265		39		25		128		2,469
7:15 AM	8:15 AM	34		15		68		29		334		43		22		164		2,834
7:30 AM	8:30 AM	48		16		68		30		360		39		20		178		3,008
7:45 AM	8:45 AM	58		17		68		26		380		54		21		213		3,258
8:00 AM	9:00 AM	59		17		54		21		398		59		14		240		3,345

TOTAL PEAK HOUR TRAFFIC: 3,345

Notes:



## STANFORD UNIVERSITY TRAFFIC COUNTS

**PM COUNT TIME**  
**FROM:** 4:00 PM  
**TO:** 6:00 PM

**DATE COUNTED**  
 April 24, 2023

**DAY OF THE WEEK**  
 Monday

**PEAK HOUR**  
**FROM:** 5:00 PM  
**TO:** 6:00 PM

**WEATHER**  
 Fair

TIME		COUNT LOCATION															
		1		2		3		4		5		6		7		8	
FROM:	TO:	IN	OUT	IN	OUT	IN	OUT	IN	OUT	IN	OUT	IN	OUT	IN	OUT	IN	OUT
4:00 PM	5:00 PM		507		507		152		153		315		20		379		312
4:15 PM	5:15 PM		519		519		158		147		333		27		400		325
4:30 PM	5:30 PM		588		588		163		157		362		31		454		324
4:45 PM	5:45 PM		574		574		157		161		396		40		431		299
5:00 PM	6:00 PM		583		583		163		166		403		44		436		280

TIME		COUNT LOCATION																TOTAL
		9		10		11		12		13		14		15		16		
FROM:	TO:	IN	OUT	IN	OUT	IN	OUT	IN	OUT	IN	OUT	IN	OUT	IN	OUT	IN	OUT	OUT
4:00 PM	5:00 PM		51		29		32		24		372		64		6		293	3216
4:15 PM	5:15 PM		52		31		28		20		408		67		8		310	3352
4:30 PM	5:30 PM		57		35		26		22		412		62		4		312	3597
4:45 PM	5:45 PM		68		35		23		26		412		65		4		318	3583
5:00 PM	6:00 PM		70		39		20		27		398		71		8		330	3621

TOTAL PEAK HOUR TRAFFIC: 3621

Notes



## STANFORD UNIVERSITY TRAFFIC COUNTS

**PM COUNT TIME**  
**FROM:** 4:00 PM  
**TO:** 6:00 PM

**DATE COUNTED**  
 April 25, 2023

**DAY OF THE WEEK**  
 Tuesday

**PEAK HOUR**  
**FROM:** 4:30 PM  
**TO:** 5:30 PM

**WEATHER**  
 Fair

TIME		COUNT LOCATION															
		1		2		3		4		5		6		7		8	
FROM:	TO:	IN	OUT	IN	OUT	IN	OUT	IN	OUT	IN	OUT	IN	OUT	IN	OUT	IN	OUT
4:00 PM	5:00 PM		534		534		198		175		357		25		470		306
4:15 PM	5:15 PM		591		591		186		164		365		28		532		290
4:30 PM	5:30 PM		609		609		191		169		372		31		528		283
4:45 PM	5:45 PM		586		586		174		167		361		29		555		290
5:00 PM	6:00 PM		578		578		178		146		379		24		551		291

TIME		COUNT LOCATION																TOTAL OUT
		9		10		11		12		13		14		15		16		
FROM:	TO:	IN	OUT	IN	OUT	IN	OUT	IN	OUT	IN	OUT	IN	OUT	IN	OUT	IN	OUT	OUT
4:00 PM	5:00 PM		66		30		24		21		397		67		13		313	3530
4:15 PM	5:15 PM		60		36		27		19		437		70		10		338	3744
4:30 PM	5:30 PM		61		36		25		11		450		77		9		346	3807
4:45 PM	5:45 PM		60		41		22		11		444		72		5		339	3742
5:00 PM	6:00 PM		67		38		23		12		441		67		6		342	3721

TOTAL PEAK HOUR TRAFFIC: 3807

Notes



## STANFORD UNIVERSITY TRAFFIC COUNTS

**PM COUNT TIME**  
**FROM:** 4:00 PM  
**TO:** 6:00 PM

**DATE COUNTED**  
 April 26, 2023

**DAY OF THE WEEK**  
 Wednesday

**PEAK HOUR**  
**FROM:** 4:30 PM  
**TO:** 5:30 PM

**WEATHER**  
 Fair

TIME		COUNT LOCATION															
		1		2		3		4		5		6		7		8	
FROM:	TO:	IN	OUT	IN	OUT	IN	OUT	IN	OUT	IN	OUT	IN	OUT	IN	OUT	IN	OUT
4:00 PM	5:00 PM		512		512		202		167		356		27		526		293
4:15 PM	5:15 PM		530		530		199		172		384		34		590		322
4:30 PM	5:30 PM		546		546		194		166		408		36		586		339
4:45 PM	5:45 PM		524		524		195		154		409		34		592		358
5:00 PM	6:00 PM		505		505		190		161		400		35		587		352

TIME		COUNT LOCATION																TOTAL
		9		10		11		12		13		14		15		16		
FROM:	TO:	IN	OUT	IN	OUT	IN	OUT	IN	OUT	IN	OUT	IN	OUT	IN	OUT	IN	OUT	OUT
4:00 PM	5:00 PM		61		35		23		20		374		61		6		307	3482
4:15 PM	5:15 PM		68		36		28		22		428		66		5		300	3714
4:30 PM	5:30 PM		68		36		24		21		464		63		5		316	3818
4:45 PM	5:45 PM		66		31		25		20		478		62		8		296	3776
5:00 PM	6:00 PM		64		27		24		21		501		61		10		306	3749

TOTAL PEAK HOUR TRAFFIC: 3818

Notes



## STANFORD UNIVERSITY TRAFFIC COUNTS

**PM COUNT TIME**  
**FROM:** 4:00 PM  
**TO:** 6:00 PM

**DATE COUNTED**  
 April 27, 2023

**DAY OF THE WEEK**  
 Thursday

**PEAK HOUR**  
**FROM:** 5:00 PM  
**TO:** 6:00 PM

**WEATHER**  
 Fair

TIME		COUNT LOCATION															
		1		2		3		4		5		6		7		8	
FROM:	TO:	IN	OUT	IN	OUT	IN	OUT	IN	OUT	IN	OUT	IN	OUT	IN	OUT	IN	OUT
4:00 PM	5:00 PM		499		499		201		134		325		29		490		297
4:15 PM	5:15 PM		518		518		194		145		370		30		538		314
4:30 PM	5:30 PM		534		534		194		157		395		36		549		301
4:45 PM	5:45 PM		533		533		206		167		411		36		532		316
5:00 PM	6:00 PM		551		551		194		169		420		31		532		311

TIME		COUNT LOCATION																TOTAL
		9		10		11		12		13		14		15		16		
FROM:	TO:	IN	OUT	IN	OUT	IN	OUT	IN	OUT	IN	OUT	IN	OUT	IN	OUT	IN	OUT	OUT
4:00 PM	5:00 PM		74		29		28		19		382		50		6		319	3381
4:15 PM	5:15 PM		80		28		28		17		417		53		6		345	3601
4:30 PM	5:30 PM		79		30		23		21		426		50		8		361	3698
4:45 PM	5:45 PM		74		33		23		19		421		62		9		353	3728
5:00 PM	6:00 PM		68		28		26		18		419		69		12		367	3766

TOTAL PEAK HOUR TRAFFIC: 3766

Notes





## STANFORD UNIVERSITY TRAFFIC COUNTS

**PM COUNT TIME**  
**FROM:** 4:00 PM  
**TO:** 6:00 PM

**DATE COUNTED**  
 April 28, 2023

**DAY OF THE WEEK**  
 Friday

**PEAK HOUR**  
**FROM:** 4:30 PM  
**TO:** 5:30 PM

**WEATHER**  
 Fair

TIME		COUNT LOCATION															
		1		2		3		4		5		6		7		8	
FROM:	TO:	IN	OUT	IN	OUT	IN	OUT	IN	OUT	IN	OUT	IN	OUT	IN	OUT	IN	OUT
4:00 PM	5:00 PM		430		430		178		138		318		36		432		329
4:15 PM	5:15 PM		454		454		183		139		353		36		470		349
4:30 PM	5:30 PM		481		481		188		144		373		39		506		359
4:45 PM	5:45 PM		479		479		206		136		373		38		470		368
5:00 PM	6:00 PM		492		492		207		129		361		37		450		363

TIME		COUNT LOCATION																TOTAL
		9		10		11		12		13		14		15		16		
FROM:	TO:	IN	OUT	IN	OUT	IN	OUT	IN	OUT	IN	OUT	IN	OUT	IN	OUT	IN	OUT	OUT
4:00 PM	5:00 PM		54		41		22		18		378		77		12		355	3248
4:15 PM	5:15 PM		55		39		26		19		412		79		13		381	3462
4:30 PM	5:30 PM		62		45		23		22		417		78		8		386	3612
4:45 PM	5:45 PM		67		44		22		25		411		67		6		357	3548
5:00 PM	6:00 PM		75		39		25		27		417		52		6		366	3538

TOTAL PEAK HOUR TRAFFIC: 3612

Notes



## STANFORD UNIVERSITY TRAFFIC COUNTS

**AM COUNT TIME**  
**FROM: 7:00 AM**  
**TO: 9:00 AM**

**DATE COUNTED**  
 May 1, 2023

**DAY OF THE WEEK**  
 Monday

**PEAK HOUR**  
**FROM: 8:00 AM**  
**TO: 9:00 AM**

**WEATHER**  
 Cloudy

TIME		COUNT LOCATION															
		1		2		3		4		5		6*		7		8	
FROM:	TO:	IN	OUT	IN	OUT	IN	OUT	IN	OUT	IN	OUT	IN	OUT	IN	OUT	IN	OUT
7:00 AM	8:00 AM	425		529		144		103		284				242		166	
7:15 AM	8:15 AM	505		556		150		112		328				246		206	
7:30 AM	8:30 AM	583		542		158		115		351				285		226	
7:45 AM	8:45 AM	670		570		165		114		403				312		256	
8:00 AM	9:00 AM	733		550		166		133		456				318		248	

\* One way roadway (outbound only)

TIME		COUNT LOCATION																TOTAL
		9		10		11		12		13		14		15		16		
FROM:	TO:	IN	OUT	IN	OUT	IN	OUT	IN	OUT	IN	OUT	IN	OUT	IN	OUT	IN	OUT	IN
7:00 AM	8:00 AM	24		14		35		26		259		39		16		165		2,471
7:15 AM	8:15 AM	38		20		63		39		315		50		16		207		2,851
7:30 AM	8:30 AM	47		22		64		42		363		54		13		246		3,111
7:45 AM	8:45 AM	51		21		67		38		407		61		20		263		3,418
8:00 AM	9:00 AM	58		21		46		34		432		59		15		280		3,549

TOTAL PEAK HOUR TRAFFIC: 3,549

Notes:



## STANFORD UNIVERSITY TRAFFIC COUNTS

**AM COUNT TIME**  
**FROM: 7:00 AM**  
**TO: 9:00 AM**

**DATE COUNTED**  
 May 2, 2023

**DAY OF THE WEEK**  
 Tuesday

**PEAK HOUR**  
**FROM: 8:00 AM**  
**TO: 9:00 AM**

**WEATHER**  
 Cloudy

TIME		COUNT LOCATION															
		1		2		3		4		5		6*		7		8	
FROM:	TO:	IN	OUT	IN	OUT	IN	OUT	IN	OUT	IN	OUT	IN	OUT	IN	OUT	IN	OUT
7:00 AM	8:00 AM	504		530		137		96		321				238		171	
7:15 AM	8:15 AM	623		560		151		99		373				269		237	
7:30 AM	8:30 AM	682		572		166		105		425				302		258	
7:45 AM	8:45 AM	733		574		148		86		482				332		280	
8:00 AM	9:00 AM	766		536		156		99		498				345		281	

\* One way roadway (outbound only)

TIME		COUNT LOCATION																TOTAL
		9		10		11		12		13		14		15		16		
FROM:	TO:	IN	OUT	IN	OUT	IN	OUT	IN	OUT	IN	OUT	IN	OUT	IN	OUT	IN	OUT	IN
7:00 AM	8:00 AM	33		12		26		28		285		28		17		182		2,608
7:15 AM	8:15 AM	37		15		73		43		329		40		19		220		3,088
7:30 AM	8:30 AM	44		18		75		40		372		48		21		253		3,381
7:45 AM	8:45 AM	53		19		78		36		398		63		26		296		3,604
8:00 AM	9:00 AM	58		19		64		32		446		64		22		300		3,686

TOTAL PEAK HOUR TRAFFIC: 3,686

Notes:



## STANFORD UNIVERSITY TRAFFIC COUNTS

**AM COUNT TIME**  
**FROM: 7:00 AM**  
**TO: 9:00 AM**

**DATE COUNTED**  
 May 3, 2023

**DAY OF THE WEEK**  
 Wednesday

**PEAK HOUR**  
**FROM: 8:00 AM**  
**TO: 9:00 AM**

**WEATHER**  
 Cloudy

TIME		COUNT LOCATION															
		1		2		3		4		5		6*		7		8	
FROM:	TO:	IN	OUT	IN	OUT	IN	OUT	IN	OUT	IN	OUT	IN	OUT	IN	OUT	IN	OUT
7:00 AM	8:00 AM	480		548		157		98		286				244		177	
7:15 AM	8:15 AM	572		565		173		100		321				293		217	
7:30 AM	8:30 AM	643		565		177		106		371				335		246	
7:45 AM	8:45 AM	717		599		153		115		437				367		261	
8:00 AM	9:00 AM	752		548		156		118		484				364		252	

\* One way roadway (outbound only)

TIME		COUNT LOCATION																TOTAL
		9		10		11		12		13		14		15		16		
FROM:	TO:	IN	OUT	IN	OUT	IN	OUT	IN	OUT	IN	OUT	IN	OUT	IN	OUT	IN	OUT	IN
7:00 AM	8:00 AM	38		7		35		21		267		33		16		152		2,559
7:15 AM	8:15 AM	48		11		77		38		328		46		20		189		2,998
7:30 AM	8:30 AM	57		15		81		42		378		48		23		241		3,328
7:45 AM	8:45 AM	66		20		80		38		389		57		20		279		3,598
8:00 AM	9:00 AM	71		20		67		38		424		53		19		291		3,657

TOTAL PEAK HOUR TRAFFIC: 3,657

Notes:



## STANFORD UNIVERSITY TRAFFIC COUNTS

**AM COUNT TIME**  
**FROM: 7:00 AM**  
**TO: 9:00 AM**

**DATE COUNTED**  
 May 4, 2023

**DAY OF THE WEEK**  
 Thursday

**PEAK HOUR**  
**FROM: 8:00 AM**  
**TO: 9:00 AM**

**WEATHER**  
 Cloudy

TIME		COUNT LOCATION															
		1		2		3		4		5		6*		7		8	
FROM:	TO:	IN	OUT	IN	OUT	IN	OUT	IN	OUT	IN	OUT	IN	OUT	IN	OUT	IN	OUT
7:00 AM	8:00 AM	494		502		168		107		306				252		170	
7:15 AM	8:15 AM	588		508		180		104		353				280		206	
7:30 AM	8:30 AM	658		529		192		114		405				331		232	
7:45 AM	8:45 AM	731		539		188		114		485				370		260	
8:00 AM	9:00 AM	776		551		171		130		511				359		269	

\* One way roadway (outbound only)

TIME		COUNT LOCATION																TOTAL
		9		10		11		12		13		14		15		16		
FROM:	TO:	IN	OUT	IN	OUT	IN	OUT	IN	OUT	IN	OUT	IN	OUT	IN	OUT	IN	OUT	IN
7:00 AM	8:00 AM	28		9		39		19		276		36		18		157		2,581
7:15 AM	8:15 AM	34		13		75		36		318		46		18		199		2,958
7:30 AM	8:30 AM	46		16		80		41		358		53		16		244		3,315
7:45 AM	8:45 AM	58		15		84		37		374		61		16		253		3,585
8:00 AM	9:00 AM	63		16		61		36		392		69		14		263		3,681

TOTAL PEAK HOUR TRAFFIC: 3,681

Notes:



## STANFORD UNIVERSITY TRAFFIC COUNTS

**AM COUNT TIME**  
**FROM: 7:00 AM**  
**TO: 9:00 AM**

**DATE COUNTED**  
 May 5, 2023

**DAY OF THE WEEK**  
 Thursday

**PEAK HOUR**  
**FROM: 8:00 AM**  
**TO: 9:00 AM**

**WEATHER**  
 Cloudy

TIME		COUNT LOCATION															
		1		2		3		4		5		6*		7		8	
FROM:	TO:	IN	OUT	IN	OUT	IN	OUT	IN	OUT	IN	OUT	IN	OUT	IN	OUT	IN	OUT
7:00 AM	8:00 AM	446		433		137		87		286				237		156	
7:15 AM	8:15 AM	532		472		156		83		332				264		182	
7:30 AM	8:30 AM	566		483		168		92		377				276		202	
7:45 AM	8:45 AM	606		486		166		98		421				299		233	
8:00 AM	9:00 AM	638		458		176		101		458				309		254	

\* One way roadway (outbound only)

TIME		COUNT LOCATION																TOTAL
		9		10		11		12		13		14		15		16		
FROM:	TO:	IN	OUT	IN	OUT	IN	OUT	IN	OUT	IN	OUT	IN	OUT	IN	OUT	IN	OUT	IN
7:00 AM	8:00 AM	31		11		31		23		234		36		23		138		2,309
7:15 AM	8:15 AM	39		9		67		33		286		45		24		176		2,700
7:30 AM	8:30 AM	45		13		68		30		341		48		23		190		2,922
7:45 AM	8:45 AM	52		13		66		25		361		51		19		226		3,122
8:00 AM	9:00 AM	53		11		53		22		388		52		13		256		3,242

TOTAL PEAK HOUR TRAFFIC: 3,242

Notes:



## STANFORD UNIVERSITY TRAFFIC COUNTS

**PM COUNT TIME**  
**FROM:** 4:00 PM  
**TO:** 6:00 PM

**DATE COUNTED**  
 May 1, 2023

**DAY OF THE WEEK**  
 Monday

**PEAK HOUR**  
**FROM:** 5:00 PM  
**TO:** 6:00 PM

**WEATHER**  
 Fair

TIME		COUNT LOCATION															
		1		2		3		4		5		6		7		8	
FROM:	TO:	IN	OUT	IN	OUT	IN	OUT	IN	OUT	IN	OUT	IN	OUT	IN	OUT	IN	OUT
4:00 PM	5:00 PM		667		442		150		139		319		21		388		278
4:15 PM	5:15 PM		705		479		152		140		316		31		418		277
4:30 PM	5:30 PM		751		500		149		140		353		33		465		279
4:45 PM	5:45 PM		762		522		177		137		339		30		464		288
5:00 PM	6:00 PM		794		533		180		146		350		24		490		294

TIME		COUNT LOCATION																TOTAL
		9		10		11		12		13		14		15		16		
FROM:	TO:	IN	OUT	IN	OUT	IN	OUT	IN	OUT	IN	OUT	IN	OUT	IN	OUT	IN	OUT	OUT
4:00 PM	5:00 PM		57		27		22		25		367		75		12		311	3300
4:15 PM	5:15 PM		56		32		25		22		397		65		11		331	3457
4:30 PM	5:30 PM		59		29		25		24		413		57		10		332	3619
4:45 PM	5:45 PM		56		31		22		25		402		60		8		338	3661
5:00 PM	6:00 PM		59		33		25		18		395		51		6		351	3749

TOTAL PEAK HOUR TRAFFIC: 3749

Notes



## STANFORD UNIVERSITY TRAFFIC COUNTS

**PM COUNT TIME**  
**FROM:** 4:00 PM  
**TO:** 6:00 PM

**DATE COUNTED**  
 May 2, 2023

**DAY OF THE WEEK**  
 Tuesday

**PEAK HOUR**  
**FROM:** 5:00 PM  
**TO:** 6:00 PM

**WEATHER**  
 Fair

TIME		COUNT LOCATION															
		1		2		3		4		5		6		7		8	
FROM:	TO:	IN	OUT	IN	OUT	IN	OUT	IN	OUT	IN	OUT	IN	OUT	IN	OUT	IN	OUT
4:00 PM	5:00 PM		749		477		177		127		338		21		428		295
4:15 PM	5:15 PM		770		508		208		134		354		16		480		326
4:30 PM	5:30 PM		821		521		199		153		369		21		489		317
4:45 PM	5:45 PM		799		533		204		153		390		26		486		306
5:00 PM	6:00 PM		809		541		207		165		395		25		531		302

TIME		COUNT LOCATION																TOTAL
		9		10		11		12		13		14		15		16		
FROM:	TO:	IN	OUT	IN	OUT	IN	OUT	IN	OUT	IN	OUT	IN	OUT	IN	OUT	IN	OUT	OUT
4:00 PM	5:00 PM		64		36		25		15		379		66		15		335	3547
4:15 PM	5:15 PM		50		31		21		17		419		57		13		361	3765
4:30 PM	5:30 PM		61		32		18		15		419		45		11		370	3861
4:45 PM	5:45 PM		57		37		24		17		432		42		11		363	3880
5:00 PM	6:00 PM		65		40		25		20		427		43		10		367	3972

TOTAL PEAK HOUR TRAFFIC: 3972

Notes





## STANFORD UNIVERSITY TRAFFIC COUNTS

**PM COUNT TIME**  
**FROM:** 4:00 PM  
**TO:** 6:00 PM

**DATE COUNTED**  
 May 3, 2023

**DAY OF THE WEEK**  
 Wednesday

**PEAK HOUR**  
**FROM:** 5:00 PM  
**TO:** 6:00 PM

**WEATHER**  
 Fair

TIME		COUNT LOCATION															
		1		2		3		4		5		6		7		8	
FROM:	TO:	IN	OUT	IN	OUT	IN	OUT	IN	OUT	IN	OUT	IN	OUT	IN	OUT	IN	OUT
4:00 PM	5:00 PM		752		464		173		154		345		21		422		244
4:15 PM	5:15 PM		788		497		180		154		357		21		477		271
4:30 PM	5:30 PM		863		516		193		171		354		22		550		279
4:45 PM	5:45 PM		830		525		199		167		360		20		604		279
5:00 PM	6:00 PM		791		520		210		164		359		19		677		303

TIME		COUNT LOCATION																TOTAL
		9		10		11		12		13		14		15		16		
FROM:	TO:	IN	OUT	IN	OUT	IN	OUT	IN	OUT	IN	OUT	IN	OUT	IN	OUT	IN	OUT	OUT
4:00 PM	5:00 PM		56		25		25		19		368		56		5		318	3447
4:15 PM	5:15 PM		59		23		22		17		404		60		8		311	3649
4:30 PM	5:30 PM		50		29		17		14		405		57		7		328	3855
4:45 PM	5:45 PM		60		33		16		14		434		54		5		307	3907
5:00 PM	6:00 PM		60		34		18		13		423		59		4		317	3971

TOTAL PEAK HOUR TRAFFIC: 3971

Notes



## STANFORD UNIVERSITY TRAFFIC COUNTS

**PM COUNT TIME**  
**FROM:** 4:00 PM  
**TO:** 6:00 PM

**DATE COUNTED**  
 May 4, 2023

**DAY OF THE WEEK**  
 Thursday

**PEAK HOUR**  
**FROM:** 5:00 PM  
**TO:** 6:00 PM

**WEATHER**  
 Fair

TIME		COUNT LOCATION															
		1		2		3		4		5		6		7		8	
FROM:	TO:	IN	OUT	IN	OUT	IN	OUT	IN	OUT	IN	OUT	IN	OUT	IN	OUT	IN	OUT
4:00 PM	5:00 PM		791		470		172		129		360		23		412		288
4:15 PM	5:15 PM		791		490		188		125		393		24		480		286
4:30 PM	5:30 PM		796		522		195		133		399		26		509		293
4:45 PM	5:45 PM		810		526		213		124		390		26		505		298
5:00 PM	6:00 PM		771		535		211		126		386		23		539		303

TIME		COUNT LOCATION																TOTAL
		9		10		11		12		13		14		15		16		
FROM:	TO:	IN	OUT	IN	OUT	IN	OUT	IN	OUT	IN	OUT	IN	OUT	IN	OUT	IN	OUT	OUT
4:00 PM	5:00 PM		56		28		21		19		377		64		10		339	3559
4:15 PM	5:15 PM		58		33		20		17		401		57		9		365	3737
4:30 PM	5:30 PM		54		33		24		17		421		60		7		381	3870
4:45 PM	5:45 PM		64		33		21		18		422		61		8		373	3892
5:00 PM	6:00 PM		66		45		24		15		445		58		6		388	3941

TOTAL PEAK HOUR TRAFFIC: 3941

Notes



## STANFORD UNIVERSITY TRAFFIC COUNTS

**PM COUNT TIME**  
**FROM: 4:00 PM**  
**TO: 6:00 PM**

**DATE COUNTED**  
 May 5, 2023

**DAY OF THE WEEK**  
 Friday

**PEAK HOUR**  
**FROM: 5:00 PM**  
**TO: 6:00 PM**

**WEATHER**  
 Fair

TIME		COUNT LOCATION															
		1		2		3		4		5		6		7		8	
FROM:	TO:	IN	OUT	IN	OUT	IN	OUT	IN	OUT	IN	OUT	IN	OUT	IN	OUT	IN	OUT
4:00 PM	5:00 PM		657		442		179		135		314		30		525		291
4:15 PM	5:15 PM		712		456		180		130		325		32		529		315
4:30 PM	5:30 PM		757		480		178		131		378		35		539		303
4:45 PM	5:45 PM		775		489		182		115		387		30		530		313
5:00 PM	6:00 PM		776		490		184		112		395		23		518		335

TIME		COUNT LOCATION																TOTAL
		9		10		11		12		13		14		15		16		
FROM:	TO:	IN	OUT	IN	OUT	IN	OUT	IN	OUT	IN	OUT	IN	OUT	IN	OUT	IN	OUT	OUT
4:00 PM	5:00 PM		74		35		29		20		389		67		9		377	3573
4:15 PM	5:15 PM		77		35		40		19		417		72		7		405	3751
4:30 PM	5:30 PM		76		41		39		19		448		71		7		410	3912
4:45 PM	5:45 PM		70		40		41		16		457		68		7		379	3899
5:00 PM	6:00 PM		76		47		38		19		463		74		5		388	3943

TOTAL PEAK HOUR TRAFFIC: 3943

Notes



## STANFORD UNIVERSITY TRAFFIC COUNTS

**AM COUNT TIME**  
**FROM: 7:00 AM**  
**TO: 9:00 AM**

**DATE COUNTED**  
 May 8, 2023

**DAY OF THE WEEK**  
 Monday

**PEAK HOUR**  
**FROM: 8:00 AM**  
**TO: 9:00 AM**

**WEATHER**  
 Cloudy

TIME		COUNT LOCATION															
		1		2		3		4		5		6*		7		8	
FROM:	TO:	IN	OUT	IN	OUT	IN	OUT	IN	OUT	IN	OUT	IN	OUT	IN	OUT	IN	OUT
7:00 AM	8:00 AM	426		506		145		88		289				220		183	
7:15 AM	8:15 AM	525		523		150		94		320				260		192	
7:30 AM	8:30 AM	605		542		162		104		383				293		224	
7:45 AM	8:45 AM	652		533		158		104		410				317		258	
8:00 AM	9:00 AM	686		516		157		114		451				317		263	

\* One way roadway (outbound only)

TIME		COUNT LOCATION																TOTAL
		9		10		11		12		13		14		15		16		
FROM:	TO:	IN	OUT	IN	OUT	IN	OUT	IN	OUT	IN	OUT	IN	OUT	IN	OUT	IN	OUT	IN
7:00 AM	8:00 AM	25		12		37		18		269		43		19		152		2,432
7:15 AM	8:15 AM	32		13		71		35		328		58		26		192		2,819
7:30 AM	8:30 AM	38		15		69		33		375		66		22		228		3,159
7:45 AM	8:45 AM	51		20		70		28		406		69		17		244		3,337
8:00 AM	9:00 AM	61		20		54		34		396		57		22		271		3,419

TOTAL PEAK HOUR TRAFFIC: 3,419

Notes:



## STANFORD UNIVERSITY TRAFFIC COUNTS

**AM COUNT TIME**  
**FROM:** 7:00 AM  
**TO:** 9:00 AM

**DATE COUNTED**  
 May 9, 2023

**DAY OF THE WEEK**  
 Tuesday

**PEAK HOUR**  
**FROM:** 8:00 AM  
**TO:** 9:00 AM

**WEATHER**  
 Cloudy

TIME		COUNT LOCATION															
		1		2		3		4		5		6*		7		8	
FROM:	TO:	IN	OUT	IN	OUT	IN	OUT	IN	OUT	IN	OUT	IN	OUT	IN	OUT	IN	OUT
7:00 AM	8:00 AM	480		500		180		88		305				244		183	
7:15 AM	8:15 AM	576		518		185		94		364				290		192	
7:30 AM	8:30 AM	642		539		176		104		432				316		224	
7:45 AM	8:45 AM	720		546		180		104		465				338		258	
8:00 AM	9:00 AM	747		559		187		114		531				360		263	

\* One way roadway (outbound only)

TIME		COUNT LOCATION																TOTAL
		9		10		11		12		13		14		15		16		
FROM:	TO:	IN	OUT	IN	OUT	IN	OUT	IN	OUT	IN	OUT	IN	OUT	IN	OUT	IN	OUT	IN
7:00 AM	8:00 AM	36		6		33		15		267		38		15		174		2,564
7:15 AM	8:15 AM	39		5		70		29		329		49		18		199		2,957
7:30 AM	8:30 AM	44		9		72		23		366		47		18		215		3,227
7:45 AM	8:45 AM	45		11		70		20		386		44		16		253		3,456
8:00 AM	9:00 AM	47		12		51		21		421		45		12		265		3,635

TOTAL PEAK HOUR TRAFFIC: 3,635

Notes:



## STANFORD UNIVERSITY TRAFFIC COUNTS

**AM COUNT TIME**  
**FROM:** 7:00 AM  
**TO:** 9:00 AM

**DATE COUNTED**  
 May 10, 2023

**DAY OF THE WEEK**  
 Wednesday

**PEAK HOUR**  
**FROM:** 8:00 AM  
**TO:** 9:00 AM

**WEATHER**  
 Cloudy

TIME		COUNT LOCATION															
		1		2		3		4		5		6*		7		8	
FROM:	TO:	IN	OUT	IN	OUT	IN	OUT	IN	OUT	IN	OUT	IN	OUT	IN	OUT	IN	OUT
7:00 AM	8:00 AM	478		543		167		88		320				261		183	
7:15 AM	8:15 AM	556		566		183		94		363				299		192	
7:30 AM	8:30 AM	638		565		185		104		396				350		224	
7:45 AM	8:45 AM	696		574		176		104		469				386		258	
8:00 AM	9:00 AM	744		549		173		114		488				399		263	

\* One way roadway (outbound only)

TIME		COUNT LOCATION																TOTAL
		9		10		11		12		13		14		15		16		
FROM:	TO:	IN	OUT	IN	OUT	IN	OUT	IN	OUT	IN	OUT	IN	OUT	IN	OUT	IN	OUT	IN
7:00 AM	8:00 AM	28		6		32		19		292		37		23		152		2,629
7:15 AM	8:15 AM	47		11		67		33		358		46		23		197		3,035
7:30 AM	8:30 AM	56		16		71		33		401		46		18		232		3,335
7:45 AM	8:45 AM	65		19		72		27		411		51		13		245		3,566
8:00 AM	9:00 AM	69		20		56		24		421		55		11		280		3,666

TOTAL PEAK HOUR TRAFFIC: 3,666

Notes:



## STANFORD UNIVERSITY TRAFFIC COUNTS

**AM COUNT TIME**  
**FROM: 7:00 AM**  
**TO: 9:00 AM**

**DATE COUNTED**  
 May 11, 2023

**DAY OF THE WEEK**  
 Thursday

**PEAK HOUR**  
**FROM: 8:00 AM**  
**TO: 9:00 AM**

**WEATHER**  
 Cloudy

TIME		COUNT LOCATION															
		1		2		3		4		5		6*		7		8	
FROM:	TO:	IN	OUT	IN	OUT	IN	OUT	IN	OUT	IN	OUT	IN	OUT	IN	OUT	IN	OUT
7:00 AM	8:00 AM	468		511		155		90		322				231		171	
7:15 AM	8:15 AM	555		543		170		84		382				265		198	
7:30 AM	8:30 AM	619		562		177		85		424				284		234	
7:45 AM	8:45 AM	685		607		174		94		465				311		276	
8:00 AM	9:00 AM	718		611		164		99		509				330		252	

\* One way roadway (outbound only)

TIME		COUNT LOCATION																TOTAL
		9		10		11		12		13		14		15		16		
FROM:	TO:	IN	OUT	IN	OUT	IN	OUT	IN	OUT	IN	OUT	IN	OUT	IN	OUT	IN	OUT	IN
7:00 AM	8:00 AM	31		10		37		21		273		45		20		162		2,547
7:15 AM	8:15 AM	39		13		75		42		327		54		17		207		2,971
7:30 AM	8:30 AM	43		15		77		47		361		63		13		235		3,239
7:45 AM	8:45 AM	53		17		76		45		375		65		14		251		3,508
8:00 AM	9:00 AM	63		17		59		42		384		62		12		265		3,587

TOTAL PEAK HOUR TRAFFIC: 3,587

Notes:



## STANFORD UNIVERSITY TRAFFIC COUNTS

**AM COUNT TIME**  
**FROM: 7:00 AM**  
**TO: 9:00 AM**

**DATE COUNTED**  
 May 12, 2023

**DAY OF THE WEEK**  
 Thursday

**PEAK HOUR**  
**FROM: 7:45 AM**  
**TO: 8:45 AM**

**WEATHER**  
 Cloudy

TIME		COUNT LOCATION															
		1		2		3		4		5		6*		7		8	
FROM:	TO:	IN	OUT	IN	OUT	IN	OUT	IN	OUT	IN	OUT	IN	OUT	IN	OUT	IN	OUT
7:00 AM	8:00 AM	450		473		158		88		304				241		183	
7:15 AM	8:15 AM	535		516		168		94		335				281		192	
7:30 AM	8:30 AM	596		513		177		104		366				294		224	
7:45 AM	8:45 AM	639		507		175		104		384				317		258	
8:00 AM	9:00 AM	653		497		168		114		394				313		263	

\* One way roadway (outbound only)

TIME		COUNT LOCATION																TOTAL
		9		10		11		12		13		14		15		16		
FROM:	TO:	IN	OUT	IN	OUT	IN	OUT	IN	OUT	IN	OUT	IN	OUT	IN	OUT	IN	OUT	IN
7:00 AM	8:00 AM	29		6		35		17		264		44		21		164		2,477
7:15 AM	8:15 AM	35		10		69		35		300		51		17		203		2,841
7:30 AM	8:30 AM	42		14		70		33		316		43		10		209		3,011
7:45 AM	8:45 AM	45		14		72		29		331		46		12		224		3,157
8:00 AM	9:00 AM	49		16		58		27		315		42		10		222		3,141

TOTAL PEAK HOUR TRAFFIC: 3,157

Notes:





## STANFORD UNIVERSITY TRAFFIC COUNTS

**PM COUNT TIME**  
**FROM:** 4:00 PM  
**TO:** 6:00 PM

**DATE COUNTED**  
 May 8, 2023

**DAY OF THE WEEK**  
 Monday

**PEAK HOUR**  
**FROM:** 5:00 PM  
**TO:** 6:00 PM

**WEATHER**  
 Fair

TIME		COUNT LOCATION															
		1		2		3		4		5		6		7		8	
FROM:	TO:	IN	OUT	IN	OUT	IN	OUT	IN	OUT	IN	OUT	IN	OUT	IN	OUT	IN	OUT
4:00 PM	5:00 PM		647		472		158		123		273		17		394		288
4:15 PM	5:15 PM		693		518		167		136		306		22		422		300
4:30 PM	5:30 PM		759		545		191		138		331		21		472		298
4:45 PM	5:45 PM		789		552		196		142		335		20		451		318
5:00 PM	6:00 PM		774		544		202		144		357		16		480		302

TIME		COUNT LOCATION																TOTAL
		9		10		11		12		13		14		15		16		
FROM:	TO:	IN	OUT	IN	OUT	IN	OUT	IN	OUT	IN	OUT	IN	OUT	IN	OUT	IN	OUT	OUT
4:00 PM	5:00 PM		61		25		23		24		377		69		10		300	3261
4:15 PM	5:15 PM		65		27		25		21		407		64		8		325	3506
4:30 PM	5:30 PM		66		27		22		22		405		58		8		321	3684
4:45 PM	5:45 PM		60		29		25		15		398		58		5		311	3704
5:00 PM	6:00 PM		60		36		26		14		395		46		5		309	3710

TOTAL PEAK HOUR TRAFFIC: 3710

Notes



## STANFORD UNIVERSITY TRAFFIC COUNTS

**PM COUNT TIME**  
**FROM:** 4:00 PM  
**TO:** 6:00 PM

**DATE COUNTED**  
 May 9, 2023

**DAY OF THE WEEK**  
 Tuesday

**PEAK HOUR**  
**FROM:** 4:45 PM  
**TO:** 5:45 PM

**WEATHER**  
 Fair

TIME		COUNT LOCATION															
		1		2		3		4		5		6		7		8	
FROM:	TO:	IN	OUT	IN	OUT	IN	OUT	IN	OUT	IN	OUT	IN	OUT	IN	OUT	IN	OUT
4:00 PM	5:00 PM		783		484		186		147		350		22		440		286
4:15 PM	5:15 PM		829		517		199		145		367		25		514		308
4:30 PM	5:30 PM		829		551		219		165		358		25		541		299
4:45 PM	5:45 PM		833		566		232		161		357		30		556		297
5:00 PM	6:00 PM		797		585		239		158		342		29		562		293

TIME		COUNT LOCATION																TOTAL
		9		10		11		12		13		14		15		16		
FROM:	TO:	IN	OUT	IN	OUT	IN	OUT	IN	OUT	IN	OUT	IN	OUT	IN	OUT	IN	OUT	OUT
4:00 PM	5:00 PM		60		28		26		22		432		64		12		329	3671
4:15 PM	5:15 PM		61		25		26		21		484		62		13		357	3953
4:30 PM	5:30 PM		60		29		17		16		489		57		10		359	4024
4:45 PM	5:45 PM		62		30		16		12		482		64		6		352	4056
5:00 PM	6:00 PM		63		37		18		6		462		65		8		308	3972

TOTAL PEAK HOUR TRAFFIC: 4056

Notes



## STANFORD UNIVERSITY TRAFFIC COUNTS

**PM COUNT TIME**  
**FROM:** 4:00 PM  
**TO:** 6:00 PM

**DATE COUNTED**  
 May 10, 2023

**DAY OF THE WEEK**  
 Wednesday

**PEAK HOUR**  
**FROM:** 4:45 PM  
**TO:** 5:45 PM

**WEATHER**  
 Fair

TIME		COUNT LOCATION															
		1		2		3		4		5		6		7		8	
FROM:	TO:	IN	OUT	IN	OUT	IN	OUT	IN	OUT	IN	OUT	IN	OUT	IN	OUT	IN	OUT
4:00 PM	5:00 PM		742		482		219		147		346		37		488		293
4:15 PM	5:15 PM		754		507		214		145		368		46		522		292
4:30 PM	5:30 PM		788		524		187		149		372		42		534		270
4:45 PM	5:45 PM		811		538		167		153		394		38		530		279
5:00 PM	6:00 PM		790		554		166		152		412		38		545		274

TIME		COUNT LOCATION																TOTAL
		9		10		11		12		13		14		15		16		
FROM:	TO:	IN	OUT	IN	OUT	IN	OUT	IN	OUT	IN	OUT	IN	OUT	IN	OUT	IN	OUT	OUT
4:00 PM	5:00 PM		58		26		24		20		389		81		7		335	3694
4:15 PM	5:15 PM		66		29		31		16		440		81		10		351	3872
4:30 PM	5:30 PM		64		32		30		19		457		84		11		371	3934
4:45 PM	5:45 PM		63		29		31		18		444		78		11		363	3947
5:00 PM	6:00 PM		66		31		32		19		454		63		12		334	3942

TOTAL PEAK HOUR TRAFFIC: 3947

Notes



## STANFORD UNIVERSITY TRAFFIC COUNTS

**PM COUNT TIME**  
**FROM:** 4:00 PM  
**TO:** 6:00 PM

**DATE COUNTED**  
 May 11, 2023

**DAY OF THE WEEK**  
 Thursday

**PEAK HOUR**  
**FROM:** 5:00 PM  
**TO:** 6:00 PM

**WEATHER**  
 Fair

TIME		COUNT LOCATION															
		1		2		3		4		5		6		7		8	
FROM:	TO:	IN	OUT	IN	OUT	IN	OUT	IN	OUT	IN	OUT	IN	OUT	IN	OUT	IN	OUT
4:00 PM	5:00 PM		679		479		180		142		333		20		401		292
4:15 PM	5:15 PM		693		525		187		126		365		20		463		301
4:30 PM	5:30 PM		739		550		189		124		409		20		501		320
4:45 PM	5:45 PM		705		584		207		131		419		23		517		304
5:00 PM	6:00 PM		709		569		235		132		399		26		548		273

TIME		COUNT LOCATION																TOTAL
		9		10		11		12		13		14		15		16		
FROM:	TO:	IN	OUT	IN	OUT	IN	OUT	IN	OUT	IN	OUT	IN	OUT	IN	OUT	IN	OUT	OUT
4:00 PM	5:00 PM		66		21		22		16		347		80		11		290	3379
4:15 PM	5:15 PM		73		31		24		16		388		75		9		316	3612
4:30 PM	5:30 PM		69		37		20		21		399		81		6		346	3831
4:45 PM	5:45 PM		63		44		21		19		392		88		5		339	3861
5:00 PM	6:00 PM		64		51		28		18		412		79		6		353	3902

TOTAL PEAK HOUR TRAFFIC: 3902

Notes



## STANFORD UNIVERSITY TRAFFIC COUNTS

**PM COUNT TIME**  
**FROM:** 4:00 PM  
**TO:** 6:00 PM

**DATE COUNTED**  
 May 12, 2023

**DAY OF THE WEEK**  
 Friday

**PEAK HOUR**  
**FROM:** 4:45 PM  
**TO:** 5:45 PM

**WEATHER**  
 Fair

TIME		COUNT LOCATION															
		1		2		3		4		5		6		7		8	
FROM:	TO:	IN	OUT	IN	OUT	IN	OUT	IN	OUT	IN	OUT	IN	OUT	IN	OUT	IN	OUT
4:00 PM	5:00 PM		715		450		204		212		323		33		489		263
4:15 PM	5:15 PM		732		489		203		207		340		32		539		275
4:30 PM	5:30 PM		749		502		204		190		348		26		566		279
4:45 PM	5:45 PM		743		500		217		183		353		29		572		308
5:00 PM	6:00 PM		756		511		211		184		377		28		535		326

TIME		COUNT LOCATION																TOTAL
		9		10		11		12		13		14		15		16		
FROM:	TO:	IN	OUT	IN	OUT	IN	OUT	IN	OUT	IN	OUT	IN	OUT	IN	OUT	IN	OUT	OUT
4:00 PM	5:00 PM		60		29		30		28		419		68		17		328	3668
4:15 PM	5:15 PM		70		31		31		18		451		67		16		360	3861
4:30 PM	5:30 PM		64		38		30		21		471		72		18		366	3944
4:45 PM	5:45 PM		77		40		28		20		469		70		14		369	3992
5:00 PM	6:00 PM		79		42		30		18		465		70		10		336	3978

TOTAL PEAK HOUR TRAFFIC: 3992

Notes



## STANFORD UNIVERSITY TRAFFIC COUNTS

**AM COUNT TIME**  
**FROM: 7:00 AM**  
**TO: 9:00 AM**

**DATE COUNTED**  
 May 15, 2023

**DAY OF THE WEEK**  
 Monday

**PEAK HOUR**  
**FROM: 7:45 AM**  
**TO: 8:45 AM**

**WEATHER**  
 Cloudy

TIME		COUNT LOCATION															
		1		2		3		4		5		6*		7		8	
FROM:	TO:	IN	OUT	IN	OUT	IN	OUT	IN	OUT	IN	OUT	IN	OUT	IN	OUT	IN	OUT
7:00 AM	8:00 AM	458		515		143		102		304				261		97	
7:15 AM	8:15 AM	552		547		161		102		334				283		119	
7:30 AM	8:30 AM	619		558		161		112		367				307		145	
7:45 AM	8:45 AM	686		537		155		129		405				332		168	
8:00 AM	9:00 AM	672		515		149		126		414				317		175	

\* One way roadway (outbound only)

TIME		COUNT LOCATION																TOTAL
		9		10		11		12		13		14		15		16		
FROM:	TO:	IN	OUT	IN	OUT	IN	OUT	IN	OUT	IN	OUT	IN	OUT	IN	OUT	IN	OUT	IN
7:00 AM	8:00 AM	33		9		42		22		258		39		15		156		2,454
7:15 AM	8:15 AM	43		16		73		26		299		52		16		190		2,813
7:30 AM	8:30 AM	52		22		74		26		347		54		17		220		3,081
7:45 AM	8:45 AM	60		25		75		20		356		65		14		243		3,270
8:00 AM	9:00 AM	71		25		56		21		378		59		11		229		3,218

TOTAL PEAK HOUR TRAFFIC: 3,270

Notes:



## STANFORD UNIVERSITY TRAFFIC COUNTS

**AM COUNT TIME**  
**FROM: 7:00 AM**  
**TO: 9:00 AM**

**DATE COUNTED**  
 May 16, 2023

**DAY OF THE WEEK**  
 Tuesday

**PEAK HOUR**  
**FROM: 8:00 AM**  
**TO: 9:00 AM**

**WEATHER**  
 Cloudy

TIME		COUNT LOCATION															
		1		2		3		4		5		6*		7		8	
FROM:	TO:	IN	OUT	IN	OUT	IN	OUT	IN	OUT	IN	OUT	IN	OUT	IN	OUT	IN	OUT
7:00 AM	8:00 AM	420		514		161		92		319				254		83	
7:15 AM	8:15 AM	520		526		176		102		342				276		116	
7:30 AM	8:30 AM	566		546		171		103		390				293		139	
7:45 AM	8:45 AM	639		568		175		99		434				327		172	
8:00 AM	9:00 AM	701		576		174		117		476				329		190	

\* One way roadway (outbound only)

TIME		COUNT LOCATION																TOTAL
		9		10		11		12		13		14		15		16		
FROM:	TO:	IN	OUT	IN	OUT	IN	OUT	IN	OUT	IN	OUT	IN	OUT	IN	OUT	IN	OUT	IN
7:00 AM	8:00 AM	27		13		30		20		236		34		25		162		2,390
7:15 AM	8:15 AM	41		14		75		29		285		44		22		188		2,756
7:30 AM	8:30 AM	43		14		75		29		357		50		22		217		3,015
7:45 AM	8:45 AM	49		16		76		24		395		56		22		250		3,302
8:00 AM	9:00 AM	54		17		64		29		422		54		13		267		3,483

TOTAL PEAK HOUR TRAFFIC: 3,483

Notes:



## STANFORD UNIVERSITY TRAFFIC COUNTS

**AM COUNT TIME**  
**FROM:** 7:00 AM  
**TO:** 9:00 AM

**DATE COUNTED**  
 May 17, 2023

**DAY OF THE WEEK**  
 Wednesday

**PEAK HOUR**  
**FROM:** 8:00 AM  
**TO:** 9:00 AM

**WEATHER**  
 Cloudy

TIME		COUNT LOCATION															
		1		2		3		4		5		6*		7		8	
FROM:	TO:	IN	OUT	IN	OUT	IN	OUT	IN	OUT	IN	OUT	IN	OUT	IN	OUT	IN	OUT
7:00 AM	8:00 AM	523		508		177		103		318				239		119	
7:15 AM	8:15 AM	600		542		198		107		341				273		143	
7:30 AM	8:30 AM	681		550		201		108		370				286		171	
7:45 AM	8:45 AM	730		572		198		128		430				334		188	
8:00 AM	9:00 AM	778		560		198		131		469				356		190	

\* One way roadway (outbound only)

TIME		COUNT LOCATION																TOTAL
		9		10		11		12		13		14		15		16		
FROM:	TO:	IN	OUT	IN	OUT	IN	OUT	IN	OUT	IN	OUT	IN	OUT	IN	OUT	IN	OUT	IN
7:00 AM	8:00 AM	32		9		28		22		293		44		24		169		2,608
7:15 AM	8:15 AM	38		14		78		36		344		53		22		215		3,004
7:30 AM	8:30 AM	50		15		80		39		402		45		17		263		3,278
7:45 AM	8:45 AM	58		16		80		33		420		47		11		296		3,541
8:00 AM	9:00 AM	58		19		66		29		436		52		10		312		3,664

TOTAL PEAK HOUR TRAFFIC: 3,664

Notes:





## STANFORD UNIVERSITY TRAFFIC COUNTS

**AM COUNT TIME**  
**FROM: 7:00 AM**  
**TO: 9:00 AM**

**DATE COUNTED**  
 May 18, 2023

**DAY OF THE WEEK**  
 Thursday

**PEAK HOUR**  
**FROM: 8:00 AM**  
**TO: 9:00 AM**

**WEATHER**  
 Cloudy

TIME		COUNT LOCATION															
		1		2		3		4		5		6*		7		8	
FROM:	TO:	IN	OUT	IN	OUT	IN	OUT	IN	OUT	IN	OUT	IN	OUT	IN	OUT	IN	OUT
7:00 AM	8:00 AM	503		505		169		113		313				255		107	
7:15 AM	8:15 AM	598		546		169		108		341				285		135	
7:30 AM	8:30 AM	675		547		177		124		392				307		152	
7:45 AM	8:45 AM	721		547		159		123		464				333		176	
8:00 AM	9:00 AM	749		560		145		124		481				350		200	

\* One way roadway (outbound only)

TIME		COUNT LOCATION																TOTAL
		9		10		11		12		13		14		15		16		
FROM:	TO:	IN	OUT	IN	OUT	IN	OUT	IN	OUT	IN	OUT	IN	OUT	IN	OUT	IN	OUT	IN
7:00 AM	8:00 AM	28		12		27		18		286		37		24		182		2,579
7:15 AM	8:15 AM	37		18		64		28		333		51		26		239		2,978
7:30 AM	8:30 AM	53		19		64		27		368		57		21		271		3,254
7:45 AM	8:45 AM	62		22		67		26		388		60		22		296		3,466
8:00 AM	9:00 AM	69		21		56		27		397		68		20		309		3,576

TOTAL PEAK HOUR TRAFFIC: 3,576

Notes:



## STANFORD UNIVERSITY TRAFFIC COUNTS

**AM COUNT TIME**  
**FROM: 7:00 AM**  
**TO: 9:00 AM**

**DATE COUNTED**  
 May 19, 2023

**DAY OF THE WEEK**  
 Thursday

**PEAK HOUR**  
**FROM: 8:00 AM**  
**TO: 9:00 AM**

**WEATHER**  
 Cloudy

TIME		COUNT LOCATION															
		1		2		3		4		5		6*		7		8	
FROM:	TO:	IN	OUT	IN	OUT	IN	OUT	IN	OUT	IN	OUT	IN	OUT	IN	OUT	IN	OUT
7:00 AM	8:00 AM	384		473		146		93		299				235		112	
7:15 AM	8:15 AM	466		496		165		98		323				258		149	
7:30 AM	8:30 AM	545		520		165		91		347				275		171	
7:45 AM	8:45 AM	619		502		165		107		410				298		194	
8:00 AM	9:00 AM	636		475		144		113		443				291		202	

\* One way roadway (outbound only)

TIME		COUNT LOCATION																TOTAL
		9		10		11		12		13		14		15		16		
FROM:	TO:	IN	OUT	IN	OUT	IN	OUT	IN	OUT	IN	OUT	IN	OUT	IN	OUT	IN	OUT	IN
7:00 AM	8:00 AM	30		8		30		22		281		34		28		133		2,308
7:15 AM	8:15 AM	33		12		64		27		325		48		22		180		2,666
7:30 AM	8:30 AM	48		15		64		24		326		57		10		232		2,890
7:45 AM	8:45 AM	49		17		65		19		334		64		9		261		3,113
8:00 AM	9:00 AM	50		18		46		14		340		62		8		283		3,125

TOTAL PEAK HOUR TRAFFIC: 3,125

Notes:



## STANFORD UNIVERSITY TRAFFIC COUNTS

**PM COUNT TIME**  
**FROM:** 4:00 PM  
**TO:** 6:00 PM

**DATE COUNTED**  
 May 15, 2023

**DAY OF THE WEEK**  
 Monday

**PEAK HOUR**  
**FROM:** 5:00 PM  
**TO:** 6:00 PM

**WEATHER**  
 Fair

TIME		COUNT LOCATION															
		1		2		3		4		5		6		7		8	
FROM:	TO:	IN	OUT	IN	OUT	IN	OUT	IN	OUT	IN	OUT	IN	OUT	IN	OUT	IN	OUT
4:00 PM	5:00 PM		697		460		171		128		293		24		399		220
4:15 PM	5:15 PM		724		486		173		132		317		24		448		212
4:30 PM	5:30 PM		754		489		183		149		342		22		459		220
4:45 PM	5:45 PM		761		517		193		150		357		17		458		229
5:00 PM	6:00 PM		765		551		186		137		357		15		479		250

TIME		COUNT LOCATION																TOTAL
		9		10		11		12		13		14		15		16		
FROM:	TO:	IN	OUT	IN	OUT	IN	OUT	IN	OUT	IN	OUT	IN	OUT	IN	OUT	IN	OUT	OUT
4:00 PM	5:00 PM		68		28		26		22		331		79		12		266	3224
4:15 PM	5:15 PM		73		25		26		22		375		66		9		294	3406
4:30 PM	5:30 PM		66		22		25		20		419		63		7		311	3551
4:45 PM	5:45 PM		63		25		23		17		402		53		6		289	3560
5:00 PM	6:00 PM		58		30		22		17		391		48		5		261	3572

TOTAL PEAK HOUR TRAFFIC: 3572

Notes



## STANFORD UNIVERSITY TRAFFIC COUNTS

**PM COUNT TIME**  
**FROM:** 4:00 PM  
**TO:** 6:00 PM

**DATE COUNTED**  
 May 16, 2023

**DAY OF THE WEEK**  
 Tuesday

**PEAK HOUR**  
**FROM:** 4:45 PM  
**TO:** 5:45 PM

**WEATHER**  
 Fair

TIME		COUNT LOCATION															
		1		2		3		4		5		6		7		8	
FROM:	TO:	IN	OUT	IN	OUT	IN	OUT	IN	OUT	IN	OUT	IN	OUT	IN	OUT	IN	OUT
4:00 PM	5:00 PM		759		507		188		150		333		25		452		211
4:15 PM	5:15 PM		755		540		192		156		349		23		512		238
4:30 PM	5:30 PM		776		553		196		151		360		27		523		246
4:45 PM	5:45 PM		789		540		188		145		385		31		520		265
5:00 PM	6:00 PM		745		535		177		135		402		23		517		295

TIME		COUNT LOCATION																TOTAL
		9		10		11		12		13		14		15		16		
FROM:	TO:	IN	OUT	IN	OUT	IN	OUT	IN	OUT	IN	OUT	IN	OUT	IN	OUT	IN	OUT	OUT
4:00 PM	5:00 PM		49		30		26		16		376		75		17		334	3548
4:15 PM	5:15 PM		56		34		25		13		430		73		13		352	3761
4:30 PM	5:30 PM		66		46		25		14		462		70		17		371	3903
4:45 PM	5:45 PM		69		45		25		16		474		65		17		378	3952
5:00 PM	6:00 PM		77		41		30		17		470		46		13		363	3886

TOTAL PEAK HOUR TRAFFIC: 3952

Notes



## STANFORD UNIVERSITY TRAFFIC COUNTS

**PM COUNT TIME**  
**FROM:** 4:00 PM  
**TO:** 6:00 PM

**DATE COUNTED**  
 May 17, 2023

**DAY OF THE WEEK**  
 Wednesday

**PEAK HOUR**  
**FROM:** 4:45 PM  
**TO:** 5:45 PM

**WEATHER**  
 Fair

TIME		COUNT LOCATION															
		1		2		3		4		5		6		7		8	
FROM:	TO:	IN	OUT	IN	OUT	IN	OUT	IN	OUT	IN	OUT	IN	OUT	IN	OUT	IN	OUT
4:00 PM	5:00 PM		728		470		157		141		338		31		491		241
4:15 PM	5:15 PM		759		521		162		129		372		33		517		256
4:30 PM	5:30 PM		815		583		175		132		377		33		553		272
4:45 PM	5:45 PM		849		592		188		138		385		29		576		277
5:00 PM	6:00 PM		823		597		197		130		398		23		573		285

TIME		COUNT LOCATION																TOTAL
		9		10		11		12		13		14		15		16		
FROM:	TO:	IN	OUT	IN	OUT	IN	OUT	IN	OUT	IN	OUT	IN	OUT	IN	OUT	IN	OUT	OUT
4:00 PM	5:00 PM		45		29		29		20		412		56		15		352	3555
4:15 PM	5:15 PM		57		33		29		15		429		63		13		378	3766
4:30 PM	5:30 PM		57		37		26		15		463		56		17		416	4027
4:45 PM	5:45 PM		63		40		24		13		461		68		19		396	4118
5:00 PM	6:00 PM		71		37		22		14		436		60		16		385	4067

TOTAL PEAK HOUR TRAFFIC: 4118

Notes



## STANFORD UNIVERSITY TRAFFIC COUNTS

**PM COUNT TIME**  
**FROM:** 4:00 PM  
**TO:** 6:00 PM

**DATE COUNTED**  
 May 18, 2023

**DAY OF THE WEEK**  
 Thursday

**PEAK HOUR**  
**FROM:** 4:45 PM  
**TO:** 5:45 PM

**WEATHER**  
 Fair

TIME		COUNT LOCATION															
		1		2		3		4		5		6		7		8	
FROM:	TO:	IN	OUT	IN	OUT	IN	OUT	IN	OUT	IN	OUT	IN	OUT	IN	OUT	IN	OUT
4:00 PM	5:00 PM		666		483		198		145		399		24		495		242
4:15 PM	5:15 PM		707		518		212		146		404		23		552		278
4:30 PM	5:30 PM		742		531		210		140		407		24		588		273
4:45 PM	5:45 PM		744		563		202		154		390		22		597		293
5:00 PM	6:00 PM		737		535		193		144		366		20		581		291

TIME		COUNT LOCATION																TOTAL
		9		10		11		12		13		14		15		16		
FROM:	TO:	IN	OUT	IN	OUT	IN	OUT	IN	OUT	IN	OUT	IN	OUT	IN	OUT	IN	OUT	OUT
4:00 PM	5:00 PM		52		25		20		20		548		87		9		333	3746
4:15 PM	5:15 PM		57		27		26		20		575		89		8		347	3989
4:30 PM	5:30 PM		53		27		27		17		553		89		11		370	4062
4:45 PM	5:45 PM		65		24		27		13		546		82		12		345	4079
5:00 PM	6:00 PM		73		25		29		15		529		80		10		322	3950

TOTAL PEAK HOUR TRAFFIC: 4079

Notes



## STANFORD UNIVERSITY TRAFFIC COUNTS

**PM COUNT TIME**  
**FROM:** 4:00 PM  
**TO:** 6:00 PM

**DATE COUNTED**  
 May 19, 2023

**DAY OF THE WEEK**  
 Friday

**PEAK HOUR**  
**FROM:** 5:00 PM  
**TO:** 6:00 PM

**WEATHER**  
 Fair

TIME		COUNT LOCATION															
		1		2		3		4		5		6		7		8	
FROM:	TO:	IN	OUT	IN	OUT	IN	OUT	IN	OUT	IN	OUT	IN	OUT	IN	OUT	IN	OUT
4:00 PM	5:00 PM		644		428		160		124		285		24		445		302
4:15 PM	5:15 PM		640		449		183		131		309		23		498		310
4:30 PM	5:30 PM		694		488		181		129		341		27		544		318
4:45 PM	5:45 PM		709		504		193		145		352		23		549		337
5:00 PM	6:00 PM		695		504		202		136		374		18		551		353

TIME		COUNT LOCATION																TOTAL
		9		10		11		12		13		14		15		16		
FROM:	TO:	IN	OUT	IN	OUT	IN	OUT	IN	OUT	IN	OUT	IN	OUT	IN	OUT	IN	OUT	OUT
4:00 PM	5:00 PM		67		30		33		28		374		76		18		302	3340
4:15 PM	5:15 PM		70		38		38		26		416		65		13		334	3543
4:30 PM	5:30 PM		81		43		38		17		457		64		11		341	3774
4:45 PM	5:45 PM		76		52		41		14		449		57		8		356	3865
5:00 PM	6:00 PM		75		48		38		12		479		61		8		337	3891

TOTAL PEAK HOUR TRAFFIC: 3891

Notes



## STANFORD UNIVERSITY TRAFFIC COUNTS

**AM COUNT TIME**  
**FROM:** 7:00 AM  
**TO:** 9:00 AM

**DATE COUNTED**  
 May 22, 2023

**DAY OF THE WEEK**  
 Monday

**PEAK HOUR**  
**FROM:** 8:00 AM  
**TO:** 9:00 AM

**WEATHER**  
 Cloudy

TIME		COUNT LOCATION															
		1		2		3		4		5		6*		7		8	
FROM:	TO:	IN	OUT	IN	OUT	IN	OUT	IN	OUT	IN	OUT	IN	OUT	IN	OUT	IN	OUT
7:00 AM	8:00 AM	479		507		162		98		302				243		174	
7:15 AM	8:15 AM	567		518		174		115		324				256		189	
7:30 AM	8:30 AM	629		521		170		111		343				288		214	
7:45 AM	8:45 AM	684		532		165		115		369				296		257	
8:00 AM	9:00 AM	700		494		159		108		418				296		260	

\* One way roadway (outbound only)

TIME		COUNT LOCATION																TOTAL
		9		10		11		12		13		14		15		16		
FROM:	TO:	IN	OUT	IN	OUT	IN	OUT	IN	OUT	IN	OUT	IN	OUT	IN	OUT	IN	OUT	IN
7:00 AM	8:00 AM	29		12		31		22		289		43		12		157		2,560
7:15 AM	8:15 AM	38		15		65		36		347		50		15		216		2,925
7:30 AM	8:30 AM	45		20		66		36		376		56		16		247		3,138
7:45 AM	8:45 AM	57		23		67		34		400		57		20		285		3,361
8:00 AM	9:00 AM	57		22		50		31		393		61		14		308		3,371

TOTAL PEAK HOUR TRAFFIC: 3,371

Notes:





## STANFORD UNIVERSITY TRAFFIC COUNTS

**AM COUNT TIME**  
**FROM: 7:00 AM**  
**TO: 9:00 AM**

**DATE COUNTED**  
 May 23, 2023

**DAY OF THE WEEK**  
 Tuesday

**PEAK HOUR**  
**FROM: 8:00 AM**  
**TO: 9:00 AM**

**WEATHER**  
 Cloudy

TIME		COUNT LOCATION															
		1		2		3		4		5		6*		7		8	
FROM:	TO:	IN	OUT	IN	OUT	IN	OUT	IN	OUT	IN	OUT	IN	OUT	IN	OUT	IN	OUT
7:00 AM	8:00 AM	523		552		171		98		330				247		170	
7:15 AM	8:15 AM	590		576		184		115		361				285		201	
7:30 AM	8:30 AM	654		589		186		111		419				303		219	
7:45 AM	8:45 AM	711		602		177		115		468				320		248	
8:00 AM	9:00 AM	769		571		194		108		513				319		253	

\* One way roadway (outbound only)

TIME		COUNT LOCATION																TOTAL
		9		10		11		12		13		14		15		16		
FROM:	TO:	IN	OUT	IN	OUT	IN	OUT	IN	OUT	IN	OUT	IN	OUT	IN	OUT	IN	OUT	IN
7:00 AM	8:00 AM	32		6		31		23		278		37		18		221		2,737
7:15 AM	8:15 AM	38		10		73		26		335		42		21		270		3,127
7:30 AM	8:30 AM	44		12		73		26		385		43		20		296		3,380
7:45 AM	8:45 AM	44		14		76		20		417		52		20		316		3,600
8:00 AM	9:00 AM	43		15		59		14		433		57		17		314		3,679

TOTAL PEAK HOUR TRAFFIC: 3,679

Notes:



## STANFORD UNIVERSITY TRAFFIC COUNTS

**AM COUNT TIME**  
**FROM: 7:00 AM**  
**TO: 9:00 AM**

**DATE COUNTED**  
 May 24, 2023

**DAY OF THE WEEK**  
 Wednesday

**PEAK HOUR**  
**FROM: 8:00 AM**  
**TO: 9:00 AM**

**WEATHER**  
 Cloudy

TIME		COUNT LOCATION															
		1		2		3		4		5		6*		7		8	
FROM:	TO:	IN	OUT	IN	OUT	IN	OUT	IN	OUT	IN	OUT	IN	OUT	IN	OUT	IN	OUT
7:00 AM	8:00 AM	497		519		162		97		301				244		190	
7:15 AM	8:15 AM	565		547		169		104		342				276		203	
7:30 AM	8:30 AM	641		564		173		111		367				296		217	
7:45 AM	8:45 AM	713		564		166		109		437				329		244	
8:00 AM	9:00 AM	732		530		167		119		479				336		226	

\* One way roadway (outbound only)

TIME		COUNT LOCATION																TOTAL
		9		10		11		12		13		14		15		16		
FROM:	TO:	IN	OUT	IN	OUT	IN	OUT	IN	OUT	IN	OUT	IN	OUT	IN	OUT	IN	OUT	IN
7:00 AM	8:00 AM	38		8		35		23		295		35		28		186		2,658
7:15 AM	8:15 AM	45		11		74		38		347		44		28		231		3,024
7:30 AM	8:30 AM	45		17		73		34		387		45		24		269		3,263
7:45 AM	8:45 AM	53		18		74		29		396		54		20		300		3,506
8:00 AM	9:00 AM	50		20		49		25		427		59		12		319		3,550

TOTAL PEAK HOUR TRAFFIC: 3,550

Notes:



## STANFORD UNIVERSITY TRAFFIC COUNTS

**AM COUNT TIME**  
**FROM: 7:00 AM**  
**TO: 9:00 AM**

**DATE COUNTED**  
 May 25, 2023

**DAY OF THE WEEK**  
 Thursday

**PEAK HOUR**  
**FROM: 8:00 AM**  
**TO: 9:00 AM**

**WEATHER**  
 Cloudy

TIME		COUNT LOCATION															
		1		2		3		4		5		6*		7		8	
FROM:	TO:	IN	OUT	IN	OUT	IN	OUT	IN	OUT	IN	OUT	IN	OUT	IN	OUT	IN	OUT
7:00 AM	8:00 AM	471		502		162		105		301				228		179	
7:15 AM	8:15 AM	599		470		176		103		335				254		203	
7:30 AM	8:30 AM	653		449		177		90		370				294		201	
7:45 AM	8:45 AM	721		454		192		90		431				319		237	
8:00 AM	9:00 AM	793		503		168		79		490				306		249	

\* One way roadway (outbound only)

TIME		COUNT LOCATION																TOTAL
		9		10		11		12		13		14		15		16		
FROM:	TO:	IN	OUT	IN	OUT	IN	OUT	IN	OUT	IN	OUT	IN	OUT	IN	OUT	IN	OUT	IN
7:00 AM	8:00 AM	24		9		35		26		274		44		23		164		2,547
7:15 AM	8:15 AM	35		12		72		45		320		57		25		213		2,919
7:30 AM	8:30 AM	46		19		76		47		373		58		21		241		3,115
7:45 AM	8:45 AM	58		22		72		46		379		51		22		255		3,349
8:00 AM	9:00 AM	66		24		56		41		416		54		15		298		3,558

TOTAL PEAK HOUR TRAFFIC: 3,558

Notes:



## STANFORD UNIVERSITY TRAFFIC COUNTS

**AM COUNT TIME**  
**FROM: 7:00 AM**  
**TO: 9:00 AM**

**DATE COUNTED**  
 May 26, 2023

**DAY OF THE WEEK**  
 Thursday

**PEAK HOUR**  
**FROM: 8:00 AM**  
**TO: 9:00 AM**

**WEATHER**  
 Cloudy

TIME		COUNT LOCATION															
		1		2		3		4		5		6*		7		8	
FROM:	TO:	IN	OUT	IN	OUT	IN	OUT	IN	OUT	IN	OUT	IN	OUT	IN	OUT	IN	OUT
7:00 AM	8:00 AM	373		420		139		85		250				182		135	
7:15 AM	8:15 AM	452		439		142		88		274				223		162	
7:30 AM	8:30 AM	508		457		153		108		322				235		182	
7:45 AM	8:45 AM	582		442		160		100		365				258		210	
8:00 AM	9:00 AM	601		434		156		120		403				253		211	

\* One way roadway (outbound only)

TIME		COUNT LOCATION																TOTAL
		9		10		11		12		13		14		15		16		
FROM:	TO:	IN	OUT	IN	OUT	IN	OUT	IN	OUT	IN	OUT	IN	OUT	IN	OUT	IN	OUT	IN
7:00 AM	8:00 AM	30		6		37		22		233		53		16		137		2,118
7:15 AM	8:15 AM	38		9		69		43		288		57		15		181		2,480
7:30 AM	8:30 AM	49		12		74		48		325		57		14		207		2,751
7:45 AM	8:45 AM	51		12		73		44		328		55		15		235		2,930
8:00 AM	9:00 AM	55		13		53		41		350		50		15		248		3,003

TOTAL PEAK HOUR TRAFFIC: 3,003

Notes:



## STANFORD UNIVERSITY TRAFFIC COUNTS

**PM COUNT TIME**  
**FROM:** 4:00 PM  
**TO:** 6:00 PM

**DATE COUNTED**  
 May 22, 2023

**DAY OF THE WEEK**  
 Monday

**PEAK HOUR**  
**FROM:** 5:00 PM  
**TO:** 6:00 PM

**WEATHER**  
 Fair

TIME		COUNT LOCATION															
		1		2		3		4		5		6		7		8	
FROM:	TO:	IN	OUT	IN	OUT	IN	OUT	IN	OUT	IN	OUT	IN	OUT	IN	OUT	IN	OUT
4:00 PM	5:00 PM		679		439		159		131		288		14		391		292
4:15 PM	5:15 PM		675		463		166		123		297		13		443		286
4:30 PM	5:30 PM		729		517		186		121		314		15		460		276
4:45 PM	5:45 PM		737		547		178		117		303		14		482		286
5:00 PM	6:00 PM		719		537		183		110		324		13		509		274

TIME		COUNT LOCATION																TOTAL
		9		10		11		12		13		14		15		16		
FROM:	TO:	IN	OUT	IN	OUT	IN	OUT	IN	OUT	IN	OUT	IN	OUT	IN	OUT	IN	OUT	OUT
4:00 PM	5:00 PM		57		30		31		19		359		59		7		271	3226
4:15 PM	5:15 PM		61		31		30		17		421		58		5		294	3383
4:30 PM	5:30 PM		64		31		30		19		432		63		6		309	3572
4:45 PM	5:45 PM		60		35		26		15		443		55		5		298	3601
5:00 PM	6:00 PM		59		33		27		13		450		50		3		301	3605

TOTAL PEAK HOUR TRAFFIC: 3605

Notes



## STANFORD UNIVERSITY TRAFFIC COUNTS

**PM COUNT TIME**  
**FROM:** 4:00 PM  
**TO:** 6:00 PM

**DATE COUNTED**  
 May 23, 2023

**DAY OF THE WEEK**  
 Tuesday

**PEAK HOUR**  
**FROM:** 4:30 PM  
**TO:** 5:30 PM

**WEATHER**  
 Fair

TIME		COUNT LOCATION															
		1		2		3		4		5		6		7		8	
FROM:	TO:	IN	OUT	IN	OUT	IN	OUT	IN	OUT	IN	OUT	IN	OUT	IN	OUT	IN	OUT
4:00 PM	5:00 PM		771		504		211		150		332		21		493		308
4:15 PM	5:15 PM		840		565		230		157		360		23		519		295
4:30 PM	5:30 PM		887		576		208		158		379		29		532		273
4:45 PM	5:45 PM		885		578		207		165		357		30		538		269
5:00 PM	6:00 PM		852		586		203		155		374		25		527		254

TIME		COUNT LOCATION																TOTAL
		9		10		11		12		13		14		15		16		
FROM:	TO:	IN	OUT	IN	OUT	IN	OUT	IN	OUT	IN	OUT	IN	OUT	IN	OUT	IN	OUT	OUT
4:00 PM	5:00 PM		63		28		25		17		427		72		17		367	3806
4:15 PM	5:15 PM		73		27		24		13		458		68		17		374	4043
4:30 PM	5:30 PM		75		27		24		10		467		72		13		393	4123
4:45 PM	5:45 PM		75		26		26		16		478		68		12		370	4100
5:00 PM	6:00 PM		82		31		29		18		472		60		6		335	4009

TOTAL PEAK HOUR TRAFFIC: 4123

Notes



## STANFORD UNIVERSITY TRAFFIC COUNTS

**PM COUNT TIME**  
**FROM:** 4:00 PM  
**TO:** 6:00 PM

**DATE COUNTED**  
 May 24, 2023

**DAY OF THE WEEK**  
 Wednesday

**PEAK HOUR**  
**FROM:** 4:45 PM  
**TO:** 5:45 PM

**WEATHER**  
 Fair

TIME		COUNT LOCATION															
		1		2		3		4		5		6		7		8	
FROM:	TO:	IN	OUT	IN	OUT	IN	OUT	IN	OUT	IN	OUT	IN	OUT	IN	OUT	IN	OUT
4:00 PM	5:00 PM		784		504		201		139		329		24		501		289
4:15 PM	5:15 PM		768		505		178		138		346		32		548		298
4:30 PM	5:30 PM		804		532		198		150		347		39		564		285
4:45 PM	5:45 PM		801		559		189		141		340		38		591		293
5:00 PM	6:00 PM		765		538		193		144		353		33		560		294

TIME		COUNT LOCATION																TOTAL
		9		10		11		12		13		14		15		16		
FROM:	TO:	IN	OUT	IN	OUT	IN	OUT	IN	OUT	IN	OUT	IN	OUT	IN	OUT	IN	OUT	OUT
4:00 PM	5:00 PM		59		28		24		27		413		60		14		299	3695
4:15 PM	5:15 PM		60		27		22		22		443		68		10		305	3770
4:30 PM	5:30 PM		69		25		24		21		465		64		12		324	3923
4:45 PM	5:45 PM		78		32		28		16		463		64		7		335	3975
5:00 PM	6:00 PM		74		35		27		18		480		62		8		316	3900

TOTAL PEAK HOUR TRAFFIC: 3975

Notes



## STANFORD UNIVERSITY TRAFFIC COUNTS

**PM COUNT TIME**  
**FROM:** 4:00 PM  
**TO:** 6:00 PM

**DATE COUNTED**  
 May 25, 2023

**DAY OF THE WEEK**  
 Thursday

**PEAK HOUR**  
**FROM:** 5:00 PM  
**TO:** 6:00 PM

**WEATHER**  
 Fair

TIME		COUNT LOCATION															
		1		2		3		4		5		6		7		8	
FROM:	TO:	IN	OUT	IN	OUT	IN	OUT	IN	OUT	IN	OUT	IN	OUT	IN	OUT	IN	OUT
4:00 PM	5:00 PM		726		460		180		153		323		25		438		362
4:15 PM	5:15 PM		719		487		196		150		365		23		476		354
4:30 PM	5:30 PM		770		491		200		146		374		24		487		367
4:45 PM	5:45 PM		779		499		198		126		376		24		510		372
5:00 PM	6:00 PM		767		514		208		115		385		22		519		382

TIME		COUNT LOCATION																TOTAL
		9		10		11		12		13		14		15		16		
FROM:	TO:	IN	OUT	IN	OUT	IN	OUT	IN	OUT	IN	OUT	IN	OUT	IN	OUT	IN	OUT	OUT
4:00 PM	5:00 PM		57		29		26		13		373		86		12		305	3568
4:15 PM	5:15 PM		62		33		26		12		404		79		11		315	3712
4:30 PM	5:30 PM		69		40		25		12		410		70		7		353	3845
4:45 PM	5:45 PM		73		49		23		15		441		68		6		388	3947
5:00 PM	6:00 PM		71		49		29		17		468		61		3		384	3994

TOTAL PEAK HOUR TRAFFIC: 3994

Notes





## STANFORD UNIVERSITY TRAFFIC COUNTS

**PM COUNT TIME**  
**FROM:** 4:00 PM  
**TO:** 6:00 PM

**DATE COUNTED**  
 May 26, 2023

**DAY OF THE WEEK**  
 Friday

**PEAK HOUR**  
**FROM:** 4:45 PM  
**TO:** 5:45 PM

**WEATHER**  
 Fair

TIME		COUNT LOCATION															
		1		2		3		4		5		6		7		8	
FROM:	TO:	IN	OUT	IN	OUT	IN	OUT	IN	OUT	IN	OUT	IN	OUT	IN	OUT	IN	OUT
4:00 PM	5:00 PM		611		392		156		135		289		18		385		391
4:15 PM	5:15 PM		637		389		155		145		323		17		407		413
4:30 PM	5:30 PM		626		426		172		157		314		15		410		444
4:45 PM	5:45 PM		628		455		189		146		341		11		425		419
5:00 PM	6:00 PM		591		478		188		136		355		7		432		419

TIME		COUNT LOCATION																TOTAL
		9		10		11		12		13		14		15		16		
FROM:	TO:	IN	OUT	IN	OUT	IN	OUT	IN	OUT	IN	OUT	IN	OUT	IN	OUT	IN	OUT	OUT
4:00 PM	5:00 PM		61		30		33		21		339		71		9		281	3222
4:15 PM	5:15 PM		67		28		31		21		377		65		6		273	3354
4:30 PM	5:30 PM		77		30		28		18		392		64		6		306	3485
4:45 PM	5:45 PM		80		30		24		18		397		56		6		308	3533
5:00 PM	6:00 PM		80		37		25		16		424		52		4		266	3510

TOTAL PEAK HOUR TRAFFIC: 3533

Notes



## STANFORD UNIVERSITY TRAFFIC COUNTS

**AM COUNT TIME**  
**FROM: 7:00 AM**  
**TO: 9:00 AM**

**DATE COUNTED**  
 October 16, 2023

**DAY OF THE WEEK**  
 Monday

**PEAK HOUR**  
**FROM: 8:00 AM**  
**TO: 9:00 AM**

**WEATHER**  
 Cloudy

TIME		COUNT LOCATION															
		1		2		3		4		5		6*		7		8	
FROM:	TO:	IN	OUT	IN	OUT	IN	OUT	IN	OUT	IN	OUT	IN	OUT	IN	OUT	IN	OUT
7:00 AM	8:00 AM	502		427		155		131		315				276		195	
7:15 AM	8:15 AM	565		429		160		127		351				288		220	
7:30 AM	8:30 AM	660		428		169		121		390				286		241	
7:45 AM	8:45 AM	730		447		167		114		408				320		252	
8:00 AM	9:00 AM	739		456		156		104		433				331		239	

\* One way roadway (outbound only)

TIME		COUNT LOCATION																TOTAL
		9		10		11		12		13		14		15		16		
FROM:	TO:	IN	OUT	IN	OUT	IN	OUT	IN	OUT	IN	OUT	IN	OUT	IN	OUT	IN	OUT	IN
7:00 AM	8:00 AM	36		8		34		13		248		35		17		167		2,559
7:15 AM	8:15 AM	41		9		57		21		307		43		15		208		2,841
7:30 AM	8:30 AM	43		13		58		20		341		51		18		241		3,080
7:45 AM	8:45 AM	46		14		59		21		366		57		20		284		3,305
8:00 AM	9:00 AM	44		13		38		21		388		51		18		294		3,325

TOTAL PEAK HOUR TRAFFIC: 3,325

Notes:



## STANFORD UNIVERSITY TRAFFIC COUNTS

**AM COUNT TIME**  
**FROM: 7:00 AM**  
**TO: 9:00 AM**

**DATE COUNTED**  
 October 17, 2023

**DAY OF THE WEEK**  
 Tuesday

**PEAK HOUR**  
**FROM: 8:00 AM**  
**TO: 9:00 AM**

**WEATHER**  
 Cloudy

TIME		COUNT LOCATION															
		1		2		3		4		5		6*		7		8	
FROM:	TO:	IN	OUT	IN	OUT	IN	OUT	IN	OUT	IN	OUT	IN	OUT	IN	OUT	IN	OUT
7:00 AM	8:00 AM	552		440		157		124		329				277		195	
7:15 AM	8:15 AM	611		444		147		126		353				302		220	
7:30 AM	8:30 AM	639		436		151		132		411				327		241	
7:45 AM	8:45 AM	710		434		149		125		442				366		252	
8:00 AM	9:00 AM	745		465		154		138		477				376		239	

\* One way roadway (outbound only)

TIME		COUNT LOCATION																TOTAL
		9		10		11		12		13		14		15		16		
FROM:	TO:	IN	OUT	IN	OUT	IN	OUT	IN	OUT	IN	OUT	IN	OUT	IN	OUT	IN	OUT	IN
7:00 AM	8:00 AM	32		9		23		17		256		42		18		180		2,651
7:15 AM	8:15 AM	41		12		51		30		325		58		23		215		2,958
7:30 AM	8:30 AM	41		14		51		37		393		62		19		237		3,191
7:45 AM	8:45 AM	48		13		54		36		423		60		24		291		3,427
8:00 AM	9:00 AM	53		13		39		38		449		50		22		302		3,560

TOTAL PEAK HOUR TRAFFIC: 3,560

Notes:



## STANFORD UNIVERSITY TRAFFIC COUNTS

**AM COUNT TIME**  
**FROM: 7:00 AM**  
**TO: 9:00 AM**

**DATE COUNTED**  
 October 18, 2023

**DAY OF THE WEEK**  
 Wednesday

**PEAK HOUR**  
**FROM: 8:00 AM**  
**TO: 9:00 AM**

**WEATHER**  
 Cloudy

TIME		COUNT LOCATION															
		1		2		3		4		5		6*		7		8	
FROM:	TO:	IN	OUT	IN	OUT	IN	OUT	IN	OUT	IN	OUT	IN	OUT	IN	OUT	IN	OUT
7:00 AM	8:00 AM	518		446		131		126		336				273		203	
7:15 AM	8:15 AM	598		434		151		136		361				303		234	
7:30 AM	8:30 AM	692		452		164		122		413				304		267	
7:45 AM	8:45 AM	769		485		174		134		453				312		274	
8:00 AM	9:00 AM	785		483		169		133		478				343		261	

\* One way roadway (outbound only)

TIME		COUNT LOCATION																TOTAL
		9		10		11		12		13		14		15		16		
FROM:	TO:	IN	OUT	IN	OUT	IN	OUT	IN	OUT	IN	OUT	IN	OUT	IN	OUT	IN	OUT	IN
7:00 AM	8:00 AM	20		6		28		12		259		39		19		193		2,609
7:15 AM	8:15 AM	26		10		60		23		308		54		18		232		2,948
7:30 AM	8:30 AM	38		13		60		26		366		63		18		266		3,264
7:45 AM	8:45 AM	52		15		60		33		386		75		17		302		3,541
8:00 AM	9:00 AM	57		14		44		31		404		76		16		305		3,599

TOTAL PEAK HOUR TRAFFIC: 3,599

Notes:



## STANFORD UNIVERSITY TRAFFIC COUNTS

**AM COUNT TIME**  
**FROM: 7:00 AM**  
**TO: 9:00 AM**

**DATE COUNTED**  
 October 19, 2023

**DAY OF THE WEEK**  
 Thursday

**PEAK HOUR**  
**FROM: 8:00 AM**  
**TO: 9:00 AM**

**WEATHER**  
 Cloudy

TIME		COUNT LOCATION															
		1		2		3		4		5		6*		7		8	
FROM:	TO:	IN	OUT	IN	OUT	IN	OUT	IN	OUT	IN	OUT	IN	OUT	IN	OUT	IN	OUT
7:00 AM	8:00 AM	577		463		144		126		352				310		205	
7:15 AM	8:15 AM	672		504		153		135		393				347		278	
7:30 AM	8:30 AM	722		530		165		137		441				354		308	
7:45 AM	8:45 AM	803		548		169		129		486				378		320	
8:00 AM	9:00 AM	834		533		170		121		510				359		321	

\* One way roadway (outbound only)

TIME		COUNT LOCATION																TOTAL
		9		10		11		12		13		14		15		16		
FROM:	TO:	IN	OUT	IN	OUT	IN	OUT	IN	OUT	IN	OUT	IN	OUT	IN	OUT	IN	OUT	IN
7:00 AM	8:00 AM	36		11		27		14		234		33		14		148		2,694
7:15 AM	8:15 AM	50		12		65		24		316		49		17		195		3,210
7:30 AM	8:30 AM	57		15		67		30		363		66		21		224		3,500
7:45 AM	8:45 AM	51		13		70		31		411		79		20		270		3,778
8:00 AM	9:00 AM	53		11		64		27		415		75		17		322		3,832

TOTAL PEAK HOUR TRAFFIC: 3,832

Notes:



## STANFORD UNIVERSITY TRAFFIC COUNTS

**AM COUNT TIME**  
**FROM: 7:00 AM**  
**TO: 9:00 AM**

**DATE COUNTED**  
 October 20, 2023

**DAY OF THE WEEK**  
 Thursday

**PEAK HOUR**  
**FROM: 8:00 AM**  
**TO: 9:00 AM**

**WEATHER**  
 Cloudy

TIME		COUNT LOCATION															
		1		2		3		4		5		6*		7		8	
FROM:	TO:	IN	OUT	IN	OUT	IN	OUT	IN	OUT	IN	OUT	IN	OUT	IN	OUT	IN	OUT
7:00 AM	8:00 AM	482		410		120		101		315				318		182	
7:15 AM	8:15 AM	569		435		145		122		348				375		221	
7:30 AM	8:30 AM	616		436		133		126		424				404		262	
7:45 AM	8:45 AM	674		446		139		140		480				438		283	
8:00 AM	9:00 AM	724		462		144		142		510				413		279	

\* One way roadway (outbound only)

TIME		COUNT LOCATION																TOTAL
		9		10		11		12		13		14		15		16		
FROM:	TO:	IN	OUT	IN	OUT	IN	OUT	IN	OUT	IN	OUT	IN	OUT	IN	OUT	IN	OUT	IN
7:00 AM	8:00 AM	36		7		28		17		255		32		13		173		2,489
7:15 AM	8:15 AM	39		10		61		24		322		49		11		228		2,959
7:30 AM	8:30 AM	46		17		62		29		378		54		15		274		3,276
7:45 AM	8:45 AM	54		19		62		26		415		67		17		328		3,588
8:00 AM	9:00 AM	56		17		47		22		428		68		18		331		3,661

TOTAL PEAK HOUR TRAFFIC: 3,661

Notes:



## STANFORD UNIVERSITY TRAFFIC COUNTS

**PM COUNT TIME**  
**FROM: 4:00 PM**  
**TO: 6:00 PM**

**DATE COUNTED**  
 October 16, 2023

**DAY OF THE WEEK**  
 Monday

**PEAK HOUR**  
**FROM: 5:00 PM**  
**TO: 6:00 PM**

**WEATHER**  
 Fair

TIME		COUNT LOCATION															
		1		2		3		4		5		6		7		8	
FROM:	TO:	IN	OUT	IN	OUT	IN	OUT	IN	OUT	IN	OUT	IN	OUT	IN	OUT	IN	OUT
4:00 PM	5:00 PM		680		445		143		187		292		23		458		177
4:15 PM	5:15 PM		690		449		148		204		307		25		493		205
4:30 PM	5:30 PM		732		503		163		193		302		28		546		253
4:45 PM	5:45 PM		717		517		168		156		298		30		552		265
5:00 PM	6:00 PM		729		556		171		150		323		26		520		284

TIME		COUNT LOCATION																TOTAL
		9		10		11		12		13		14		15		16		
FROM:	TO:	IN	OUT	IN	OUT	IN	OUT	IN	OUT	IN	OUT	IN	OUT	IN	OUT	IN	OUT	OUT
4:00 PM	5:00 PM		60		27		17		20		374		63		5		272	3243
4:15 PM	5:15 PM		63		31		19		17		378		60		5		291	3385
4:30 PM	5:30 PM		65		30		23		18		399		62		6		311	3634
4:45 PM	5:45 PM		69		31		28		14		407		56		4		316	3628
5:00 PM	6:00 PM		73		33		27		13		413		47		3		283	3651

TOTAL PEAK HOUR TRAFFIC: 3651

Notes



## STANFORD UNIVERSITY TRAFFIC COUNTS

**PM COUNT TIME**  
**FROM:** 4:00 PM  
**TO:** 6:00 PM

**DATE COUNTED**  
 October 17, 2023

**DAY OF THE WEEK**  
 Tuesday

**PEAK HOUR**  
**FROM:** 5:00 PM  
**TO:** 6:00 PM

**WEATHER**  
 Fair

TIME		COUNT LOCATION															
		1		2		3		4		5		6		7		8	
FROM:	TO:	IN	OUT	IN	OUT	IN	OUT	IN	OUT	IN	OUT	IN	OUT	IN	OUT	IN	OUT
4:00 PM	5:00 PM		731		501		167		237		325		33		466		299
4:15 PM	5:15 PM		725		523		183		247		337		35		515		293
4:30 PM	5:30 PM		749		564		196		223		355		39		552		303
4:45 PM	5:45 PM		763		606		214		229		351		35		564		280
5:00 PM	6:00 PM		779		631		225		223		378		36		588		278

TIME		COUNT LOCATION																TOTAL
		9		10		11		12		13		14		15		16		
FROM:	TO:	IN	OUT	IN	OUT	IN	OUT	IN	OUT	IN	OUT	IN	OUT	IN	OUT	IN	OUT	OUT
4:00 PM	5:00 PM		53		24		25		26		426		76		7		331	3727
4:15 PM	5:15 PM		48		24		24		27		447		92		7		336	3863
4:30 PM	5:30 PM		50		28		31		21		467		79		6		342	4005
4:45 PM	5:45 PM		55		26		29		22		460		70		5		364	4073
5:00 PM	6:00 PM		54		31		28		26		449		55		6		375	4162

TOTAL PEAK HOUR TRAFFIC: 4162

Notes





## STANFORD UNIVERSITY TRAFFIC COUNTS

**PM COUNT TIME**  
**FROM:** 4:00 PM  
**TO:** 6:00 PM

**DATE COUNTED**  
 October 18, 2023

**DAY OF THE WEEK**  
 Wednesday

**PEAK HOUR**  
**FROM:** 4:45 PM  
**TO:** 5:45 PM

**WEATHER**  
 Fair

TIME		COUNT LOCATION															
		1		2		3		4		5		6		7		8	
FROM:	TO:	IN	OUT	IN	OUT	IN	OUT	IN	OUT	IN	OUT	IN	OUT	IN	OUT	IN	OUT
4:00 PM	5:00 PM		718		459		172		219		360		14		498		288
4:15 PM	5:15 PM		755		481		183		231		369		18		536		323
4:30 PM	5:30 PM		776		528		192		234		364		23		576		312
4:45 PM	5:45 PM		790		600		203		241		367		26		563		304
5:00 PM	6:00 PM		773		611		206		246		362		26		552		293

TIME		COUNT LOCATION																TOTAL
		9		10		11		12		13		14		15		16		
FROM:	TO:	IN	OUT	IN	OUT	IN	OUT	IN	OUT	IN	OUT	IN	OUT	IN	OUT	IN	OUT	OUT
4:00 PM	5:00 PM		66		26		24		21		412		56		10		317	3660
4:15 PM	5:15 PM		74		30		27		20		435		54		9		344	3889
4:30 PM	5:30 PM		72		30		32		16		462		47		8		340	4012
4:45 PM	5:45 PM		68		30		28		21		467		48		7		340	4103
5:00 PM	6:00 PM		65		36		29		26		457		43		7		327	4059

TOTAL PEAK HOUR TRAFFIC: 4103

Notes



## STANFORD UNIVERSITY TRAFFIC COUNTS

**PM COUNT TIME**  
**FROM:** 4:00 PM  
**TO:** 6:00 PM

**DATE COUNTED**  
 October 19, 2023

**DAY OF THE WEEK**  
 Thursday

**PEAK HOUR**  
**FROM:** 4:30 PM  
**TO:** 5:30 PM

**WEATHER**  
 Fair

TIME		COUNT LOCATION															
		1		2		3		4		5		6		7		8	
FROM:	TO:	IN	OUT	IN	OUT	IN	OUT	IN	OUT	IN	OUT	IN	OUT	IN	OUT	IN	OUT
4:00 PM	5:00 PM		743		509		173		228		395		152		528		301
4:15 PM	5:15 PM		725		539		199		249		416		167		566		313
4:30 PM	5:30 PM		783		609		201		251		406		159		599		321
4:45 PM	5:45 PM		765		593		193		242		405		151		601		312
5:00 PM	6:00 PM		774		581		198		230		415		126		610		289

TIME		COUNT LOCATION																TOTAL OUT
		9		10		11		12		13		14		15		16		
FROM:	TO:	IN	OUT	IN	OUT	IN	OUT	IN	OUT	IN	OUT	IN	OUT	IN	OUT	IN	OUT	
4:00 PM	5:00 PM		69		37		21		28		416		64		6		306	3976
4:15 PM	5:15 PM		82		37		21		29		457		52		5		348	4205
4:30 PM	5:30 PM		81		38		25		28		487		59		5		355	4407
4:45 PM	5:45 PM		64		32		31		27		477		52		4		341	4290
5:00 PM	6:00 PM		62		41		31		31		456		52		5		346	4247

TOTAL PEAK HOUR TRAFFIC: 4407

Notes



## STANFORD UNIVERSITY TRAFFIC COUNTS

**PM COUNT TIME**  
**FROM:** 4:00 PM  
**TO:** 6:00 PM

**DATE COUNTED**  
 October 20, 2023

**DAY OF THE WEEK**  
 Friday

**PEAK HOUR**  
**FROM:** 5:00 PM  
**TO:** 6:00 PM

**WEATHER**  
 Fair

TIME		COUNT LOCATION															
		1		2		3		4		5		6		7		8	
FROM:	TO:	IN	OUT	IN	OUT	IN	OUT	IN	OUT	IN	OUT	IN	OUT	IN	OUT	IN	OUT
4:00 PM	5:00 PM		727		494		152		187		375		228		564		329
4:15 PM	5:15 PM		769		520		165		174		419		280		618		347
4:30 PM	5:30 PM		779		543		181		203		430		318		677		359
4:45 PM	5:45 PM		816		592		187		195		435		315		699		360
5:00 PM	6:00 PM		803		610		180		203		415		298		699		366

TIME		COUNT LOCATION																TOTAL
		9		10		11		12		13		14		15		16		
FROM:	TO:	IN	OUT	IN	OUT	IN	OUT	IN	OUT	IN	OUT	IN	OUT	IN	OUT	IN	OUT	OUT
4:00 PM	5:00 PM		70		35		26		25		449		41		11		333	4046
4:15 PM	5:15 PM		64		34		29		21		506		33		14		348	4341
4:30 PM	5:30 PM		64		36		26		20		533		38		16		362	4585
4:45 PM	5:45 PM		60		32		28		18		553		63		17		393	4763
5:00 PM	6:00 PM		61		37		28		16		574		81		14		402	4787

TOTAL PEAK HOUR TRAFFIC: 4787

Notes



## STANFORD UNIVERSITY TRAFFIC COUNTS

**AM COUNT TIME**  
**FROM: 7:00 AM**  
**TO: 9:00 AM**

**DATE COUNTED**  
 October 23, 2023

**DAY OF THE WEEK**  
 Monday

**PEAK HOUR**  
**FROM: 8:00 AM**  
**TO: 9:00 AM**

**WEATHER**  
 Cloudy

TIME		COUNT LOCATION															
		1		2		3		4		5		6*		7		8	
FROM:	TO:	IN	OUT	IN	OUT	IN	OUT	IN	OUT	IN	OUT	IN	OUT	IN	OUT	IN	OUT
7:00 AM	8:00 AM	486		504		127		121		305				277		192	
7:15 AM	8:15 AM	535		501		138		121		330				299		227	
7:30 AM	8:30 AM	594		488		146		120		368				312		253	
7:45 AM	8:45 AM	658		488		151		115		413				325		269	
8:00 AM	9:00 AM	656		488		152		120		444				334		235	

\* One way roadway (outbound only)

TIME		COUNT LOCATION																TOTAL
		9		10		11		12		13		14		15		16		
FROM:	TO:	IN	OUT	IN	OUT	IN	OUT	IN	OUT	IN	OUT	IN	OUT	IN	OUT	IN	OUT	IN
7:00 AM	8:00 AM	30		10		37		14		266		29		14		150		2,562
7:15 AM	8:15 AM	40		8		73		28		310		43		10		183		2,846
7:30 AM	8:30 AM	43		12		74		33		347		51		10		220		3,071
7:45 AM	8:45 AM	53		14		70		28		368		54		10		267		3,283
8:00 AM	9:00 AM	60		12		47		33		397		50		10		288		3,326

TOTAL PEAK HOUR TRAFFIC: 3,326

Notes:



## STANFORD UNIVERSITY TRAFFIC COUNTS

**AM COUNT TIME**  
**FROM: 7:00 AM**  
**TO: 9:00 AM**

**DATE COUNTED**  
 October 24, 2023

**DAY OF THE WEEK**  
 Tuesday

**PEAK HOUR**  
**FROM: 8:00 AM**  
**TO: 9:00 AM**

**WEATHER**  
 Cloudy

TIME		COUNT LOCATION															
		1		2		3		4		5		6*		7		8	
FROM:	TO:	IN	OUT	IN	OUT	IN	OUT	IN	OUT	IN	OUT	IN	OUT	IN	OUT	IN	OUT
7:00 AM	8:00 AM	513		468		122		102		303				236		192	
7:15 AM	8:15 AM	599		484		149		107		330				273		227	
7:30 AM	8:30 AM	680		518		152		110		357				290		253	
7:45 AM	8:45 AM	755		534		166		120		436				315		269	
8:00 AM	9:00 AM	816		545		162		135		490				357		235	

\* One way roadway (outbound only)

TIME		COUNT LOCATION																TOTAL
		9		10		11		12		13		14		15		16		
FROM:	TO:	IN	OUT	IN	OUT	IN	OUT	IN	OUT	IN	OUT	IN	OUT	IN	OUT	IN	OUT	IN
7:00 AM	8:00 AM	39		7		32		20		272		30		16		184		2,536
7:15 AM	8:15 AM	40		11		73		29		332		43		20		214		2,931
7:30 AM	8:30 AM	38		17		72		31		369		49		22		240		3,198
7:45 AM	8:45 AM	46		15		73		27		413		59		21		282		3,531
8:00 AM	9:00 AM	47		12		55		22		454		56		20		311		3,717

TOTAL PEAK HOUR TRAFFIC: 3,717

Notes:



## STANFORD UNIVERSITY TRAFFIC COUNTS

**AM COUNT TIME**  
**FROM: 7:00 AM**  
**TO: 9:00 AM**

**DATE COUNTED**  
 October 25, 2023

**DAY OF THE WEEK**  
 Wednesday

**PEAK HOUR**  
**FROM: 8:00 AM**  
**TO: 9:00 AM**

**WEATHER**  
 Cloudy

TIME		COUNT LOCATION															
		1		2		3		4		5		6*		7		8	
FROM:	TO:	IN	OUT	IN	OUT	IN	OUT	IN	OUT	IN	OUT	IN	OUT	IN	OUT	IN	OUT
7:00 AM	8:00 AM	512		476		129		105		323				272		187	
7:15 AM	8:15 AM	589		475		148		109		374				284		211	
7:30 AM	8:30 AM	643		495		167		119		400				298		240	
7:45 AM	8:45 AM	682		508		178		127		443				312		273	
8:00 AM	9:00 AM	797		552		176		121		485				305		279	

\* One way roadway (outbound only)

TIME		COUNT LOCATION																TOTAL
		9		10		11		12		13		14		15		16		
FROM:	TO:	IN	OUT	IN	OUT	IN	OUT	IN	OUT	IN	OUT	IN	OUT	IN	OUT	IN	OUT	IN
7:00 AM	8:00 AM	33		10		33		16		291		40		20		167		2,614
7:15 AM	8:15 AM	37		14		67		20		354		48		24		202		2,956
7:30 AM	8:30 AM	39		18		65		22		369		57		24		261		3,217
7:45 AM	8:45 AM	42		21		65		21		386		60		21		287		3,426
8:00 AM	9:00 AM	44		20		45		21		405		52		18		319		3,639

TOTAL PEAK HOUR TRAFFIC: 3,639

Notes:



## STANFORD UNIVERSITY TRAFFIC COUNTS

**AM COUNT TIME**  
**FROM: 7:00 AM**  
**TO: 9:00 AM**

**DATE COUNTED**  
 October 26, 2023

**DAY OF THE WEEK**  
 Thursday

**PEAK HOUR**  
**FROM: 8:00 AM**  
**TO: 9:00 AM**

**WEATHER**  
 Cloudy

TIME		COUNT LOCATION															
		1		2		3		4		5		6*		7		8	
FROM:	TO:	IN	OUT	IN	OUT	IN	OUT	IN	OUT	IN	OUT	IN	OUT	IN	OUT	IN	OUT
7:00 AM	8:00 AM	454		487		140		98		353				273		209	
7:15 AM	8:15 AM	521		486		161		117		394				296		269	
7:30 AM	8:30 AM	617		519		167		132		409				319		277	
7:45 AM	8:45 AM	699		519		161		112		456				330		295	
8:00 AM	9:00 AM	782		505		163		120		469				309		275	

\* One way roadway (outbound only)

TIME		COUNT LOCATION																TOTAL
		9		10		11		12		13		14		15		16		
FROM:	TO:	IN	OUT	IN	OUT	IN	OUT	IN	OUT	IN	OUT	IN	OUT	IN	OUT	IN	OUT	IN
7:00 AM	8:00 AM	30		7		30		37		249		37		20		149		2,573
7:15 AM	8:15 AM	36		9		73		41		304		46		20		181		2,954
7:30 AM	8:30 AM	37		13		76		41		360		55		19		218		3,259
7:45 AM	8:45 AM	45		17		73		33		408		55		14		249		3,466
8:00 AM	9:00 AM	44		17		64		35		425		46		12		284		3,550

TOTAL PEAK HOUR TRAFFIC: 3,550

Notes:



## STANFORD UNIVERSITY TRAFFIC COUNTS

**AM COUNT TIME**  
**FROM: 7:00 AM**  
**TO: 9:00 AM**

**DATE COUNTED**  
 October 27, 2023

**DAY OF THE WEEK**  
 Thursday

**PEAK HOUR**  
**FROM: 8:00 AM**  
**TO: 9:00 AM**

**WEATHER**  
 Cloudy

TIME		COUNT LOCATION															
		1		2		3		4		5		6*		7		8	
FROM:	TO:	IN	OUT	IN	OUT	IN	OUT	IN	OUT	IN	OUT	IN	OUT	IN	OUT	IN	OUT
7:00 AM	8:00 AM	434		435		118		88		271				236		146	
7:15 AM	8:15 AM	523		447		130		97		308				272		171	
7:30 AM	8:30 AM	581		482		139		101		352				294		215	
7:45 AM	8:45 AM	672		499		141		102		407				354		226	
8:00 AM	9:00 AM	729		473		162		102		440				382		232	

\* One way roadway (outbound only)

TIME		COUNT LOCATION																TOTAL
		9		10		11		12		13		14		15		16		
FROM:	TO:	IN	OUT	IN	OUT	IN	OUT	IN	OUT	IN	OUT	IN	OUT	IN	OUT	IN	OUT	IN
7:00 AM	8:00 AM	26		9		30		9		237		33		26		148		2,246
7:15 AM	8:15 AM	35		14		57		19		290		41		19		177		2,600
7:30 AM	8:30 AM	44		16		60		24		330		50		19		197		2,904
7:45 AM	8:45 AM	53		13		58		26		379		61		15		244		3,250
8:00 AM	9:00 AM	60		15		44		32		405		63		19		260		3,418

TOTAL PEAK HOUR TRAFFIC: 3,418

Notes:





## STANFORD UNIVERSITY TRAFFIC COUNTS

**PM COUNT TIME**  
**FROM:** 4:00 PM  
**TO:** 6:00 PM

**DATE COUNTED**  
 October 23, 2023

**DAY OF THE WEEK**  
 Monday

**PEAK HOUR**  
**FROM:** 4:45 PM  
**TO:** 5:45 PM

**WEATHER**  
 Fair

TIME		COUNT LOCATION															
		1		2		3		4		5		6		7		8	
FROM:	TO:	IN	OUT	IN	OUT	IN	OUT	IN	OUT	IN	OUT	IN	OUT	IN	OUT	IN	OUT
4:00 PM	5:00 PM		707		452		178		175		301		17		453		299
4:15 PM	5:15 PM		775		475		180		193		304		20		477		274
4:30 PM	5:30 PM		839		504		182		188		356		19		529		261
4:45 PM	5:45 PM		847		530		193		195		355		19		555		258
5:00 PM	6:00 PM		823		538		180		187		367		23		539		264

TIME		COUNT LOCATION																TOTAL
		9		10		11		12		13		14		15		16		
FROM:	TO:	IN	OUT	IN	OUT	IN	OUT	IN	OUT	IN	OUT	IN	OUT	IN	OUT	IN	OUT	OUT
4:00 PM	5:00 PM		47		23		30		25		395		54		7		242	3405
4:15 PM	5:15 PM		59		26		35		26		416		57		8		290	3615
4:30 PM	5:30 PM		67		27		29		20		425		58		7		310	3821
4:45 PM	5:45 PM		64		26		28		20		432		62		4		302	3890
5:00 PM	6:00 PM		70		30		28		13		413		60		4		307	3846

TOTAL PEAK HOUR TRAFFIC: 3890

Notes



## STANFORD UNIVERSITY TRAFFIC COUNTS

**PM COUNT TIME**  
**FROM:** 4:00 PM  
**TO:** 6:00 PM

**DATE COUNTED**  
 October 24, 2023

**DAY OF THE WEEK**  
 Tuesday

**PEAK HOUR**  
**FROM:** 5:00 PM  
**TO:** 6:00 PM

**WEATHER**  
 Fair

TIME		COUNT LOCATION															
		1		2		3		4		5		6		7		8	
FROM:	TO:	IN	OUT	IN	OUT	IN	OUT	IN	OUT	IN	OUT	IN	OUT	IN	OUT	IN	OUT
4:00 PM	5:00 PM		788		491		180		176		350		31		458		294
4:15 PM	5:15 PM		826		528		191		168		375		31		466		302
4:30 PM	5:30 PM		831		556		186		174		411		30		501		299
4:45 PM	5:45 PM		864		598		201		178		415		25		551		286
5:00 PM	6:00 PM		855		596		217		191		406		23		586		301

TIME		COUNT LOCATION																TOTAL OUT
		9		10		11		12		13		14		15		16		
FROM:	TO:	IN	OUT	IN	OUT	IN	OUT	IN	OUT	IN	OUT	IN	OUT	IN	OUT	IN	OUT	
4:00 PM	5:00 PM		54		33		21		26		407		63		6		314	3692
4:15 PM	5:15 PM		61		30		25		28		440		69		7		320	3867
4:30 PM	5:30 PM		63		28		26		25		475		69		9		344	4027
4:45 PM	5:45 PM		64		30		22		25		474		63		12		320	4128
5:00 PM	6:00 PM		61		31		25		21		479		57		8		290	4147

TOTAL PEAK HOUR TRAFFIC: 4147

Notes



## STANFORD UNIVERSITY TRAFFIC COUNTS

**PM COUNT TIME**  
**FROM:** 4:00 PM  
**TO:** 6:00 PM

**DATE COUNTED**  
 October 25, 2023

**DAY OF THE WEEK**  
 Wednesday

**PEAK HOUR**  
**FROM:** 4:45 PM  
**TO:** 5:45 PM

**WEATHER**  
 Fair

TIME		COUNT LOCATION															
		1		2		3		4		5		6		7		8	
FROM:	TO:	IN	OUT	IN	OUT	IN	OUT	IN	OUT	IN	OUT	IN	OUT	IN	OUT	IN	OUT
4:00 PM	5:00 PM		740		512		185		177		334		19		515		279
4:15 PM	5:15 PM		751		532		178		185		332		25		551		292
4:30 PM	5:30 PM		787		574		195		194		366		25		594		291
4:45 PM	5:45 PM		808		588		209		194		381		28		619		303
5:00 PM	6:00 PM		800		572		224		189		400		25		595		289

TIME		COUNT LOCATION																TOTAL
		9		10		11		12		13		14		15		16		
FROM:	TO:	IN	OUT	IN	OUT	IN	OUT	IN	OUT	IN	OUT	IN	OUT	IN	OUT	IN	OUT	OUT
4:00 PM	5:00 PM		56		31		20		17		408		47		6		282	3628
4:15 PM	5:15 PM		61		29		18		15		436		53		7		296	3761
4:30 PM	5:30 PM		60		41		24		13		442		51		5		328	3990
4:45 PM	5:45 PM		58		43		24		12		448		42		9		324	4090
5:00 PM	6:00 PM		63		46		23		12		456		40		9		309	4052

TOTAL PEAK HOUR TRAFFIC: 4090

Notes



## STANFORD UNIVERSITY TRAFFIC COUNTS

**PM COUNT TIME**  
**FROM:** 4:00 PM  
**TO:** 6:00 PM

**DATE COUNTED**  
 October 26, 2023

**DAY OF THE WEEK**  
 Thursday

**PEAK HOUR**  
**FROM:** 5:00 PM  
**TO:** 6:00 PM

**WEATHER**  
 Fair

TIME		COUNT LOCATION															
		1		2		3		4		5		6		7		8	
FROM:	TO:	IN	OUT	IN	OUT	IN	OUT	IN	OUT	IN	OUT	IN	OUT	IN	OUT	IN	OUT
4:00 PM	5:00 PM		690		498		197		175		319		21		436		277
4:15 PM	5:15 PM		723		544		191		177		353		17		500		299
4:30 PM	5:30 PM		736		574		185		190		373		18		528		301
4:45 PM	5:45 PM		754		625		213		215		412		18		535		300
5:00 PM	6:00 PM		737		650		227		226		427		21		546		299

TIME		COUNT LOCATION																TOTAL
		9		10		11		12		13		14		15		16		
FROM:	TO:	IN	OUT	IN	OUT	IN	OUT	IN	OUT	IN	OUT	IN	OUT	IN	OUT	IN	OUT	OUT
4:00 PM	5:00 PM		56		26		23		27		351		51		6		303	3456
4:15 PM	5:15 PM		57		28		27		21		392		52		6		316	3703
4:30 PM	5:30 PM		69		29		27		20		421		58		4		316	3849
4:45 PM	5:45 PM		68		34		27		16		447		53		6		322	4045
5:00 PM	6:00 PM		67		33		32		12		453		54		4		306	4094

TOTAL PEAK HOUR TRAFFIC: 4094

Notes



## STANFORD UNIVERSITY TRAFFIC COUNTS

**PM COUNT TIME**  
**FROM:** 4:00 PM  
**TO:** 6:00 PM

**DATE COUNTED**  
 October 27, 2023

**DAY OF THE WEEK**  
 Friday

**PEAK HOUR**  
**FROM:** 4:45 PM  
**TO:** 5:45 PM

**WEATHER**  
 Fair

TIME		COUNT LOCATION															
		1		2		3		4		5		6		7		8	
FROM:	TO:	IN	OUT	IN	OUT	IN	OUT	IN	OUT	IN	OUT	IN	OUT	IN	OUT	IN	OUT
4:00 PM	5:00 PM		651		425		208		162		345		17		563		359
4:15 PM	5:15 PM		709		478		188		172		365		18		611		352
4:30 PM	5:30 PM		765		513		188		154		386		21		622		361
4:45 PM	5:45 PM		829		539		189		152		403		19		606		346
5:00 PM	6:00 PM		804		533		194		146		405		20		558		341

TIME		COUNT LOCATION																TOTAL
		9		10		11		12		13		14		15		16		
FROM:	TO:	IN	OUT	IN	OUT	IN	OUT	IN	OUT	IN	OUT	IN	OUT	IN	OUT	IN	OUT	OUT
4:00 PM	5:00 PM		63		30		25		22		369		57		17		300	3613
4:15 PM	5:15 PM		69		33		29		20		415		61		16		311	3847
4:30 PM	5:30 PM		62		37		29		19		452		58		11		334	4012
4:45 PM	5:45 PM		60		43		30		26		486		63		7		355	4153
5:00 PM	6:00 PM		71		53		35		28		514		62		6		374	4144

TOTAL PEAK HOUR TRAFFIC: 4153

Notes



## **Appendix D**

### **Peak-Hour Parking Lot Driveway Counts**

## STANFORD UNIVERSITY PARKING COUNTS

**AM COUNT TIME**

**FROM: 7:00 AM**  
**TO: 9:00 AM**

**DATE COUNTED**

April 17, 2023

**DAY OF THE WEEK**

Monday

**PEAK HOUR**

**FROM: 7:30 AM**  
**TO: 8:30 AM**

**WEATHER**

Cloudy

TIME		COUNT LOCATION																			
		Arb/CC		L-1a		L-1b		L-1c		L-2a		L-3b		PS-1a		PS-1b		L-9a		L-17a	
FROM:	TO:	IN	OUT	IN	OUT	IN	OUT	IN	OUT	IN	OUT	IN	OUT	IN	OUT	IN	OUT	IN	OUT	IN	OUT
7:00 AM	8:00 AM	20		183		82		14		295		25		63		74		6		75	
7:15 AM	8:15 AM	27		196		90		13		289		25		62		84		6		94	
7:30 AM	8:30 AM	48		203		93		13		270		19		67		91		8		112	
7:45 AM	8:45 AM	59		165		104		8		246		20		59		93		8		144	
8:00 AM	9:00 AM	67		149		111		6		208		20		55		94		6		150	
		out		out		out		out		out		out		in		in		IN		IN	

TIME		COUNT LOCATION																		TOTAL	
		L-18a		L-18b		L-18c		PS-5a		PS-5b		L-20a		L-20b		Searsville East		Searsville West			
FROM:	TO:	IN	OUT	IN	OUT	IN	OUT	IN	OUT	IN	OUT	IN	OUT	IN	OUT	IN	OUT	IN	OUT	IN	OUT
7:00 AM	8:00 AM	41		32		30		7		3		3		149		3		1		1,106	
7:15 AM	8:15 AM	39		37		31		9		3		2		150		2		3		1,162	
7:30 AM	8:30 AM	34		41		33		9		4		2		152		1		11		1,211	
7:45 AM	8:45 AM	24		43		34		5		3		4		127		1		11		1,158	
8:00 AM	9:00 AM	21		37		33		4		3		5		132		2		13		1,116	
		in		in		in		in		in		in		in							

TOTAL PEAK HOUR TRAFFIC: 1211



## STANFORD UNIVERSITY PARKING COUNTS

<b><u>AM COUNT TIME</u></b>	<b><u>DATE COUNTED</u></b>	<b><u>DAY OF THE WEEK</u></b>	<b><u>PEAK HOUR</u></b>	<b><u>WEATHER</u></b>
FROM: 7:00 AM	April 18, 2023	Tuesday	FROM: 7:15 AM	Fair
TO: 9:00 AM			TO: 8:15 AM	

TIME		COUNT LOCATION																				
		Arb/CC		L-1a		L-1b		L-1c		L-2a		L-3b		PS-1a		PS-1b		L-9a		L-17a		
FROM:	TO:	IN	OUT	IN	OUT	IN	OUT	IN	OUT	IN	OUT	IN	OUT	IN	OUT	IN	OUT	IN	OUT	IN	OUT	
7:00 AM	8:00 AM	23		208		71		9		273		33		66		74		4		80		
7:15 AM	8:15 AM	38		225		81		9		291		28		62		78		4		99		
7:30 AM	8:30 AM	43		216		88		10		264		16		64		74		5		125		
7:45 AM	8:45 AM	52		200		107		7		236		11		67		76		8		148		
8:00 AM	9:00 AM	69		165		114		10		217		13		67		79		8		145		
		out		out		out		out		out		out		in		in		out		in		

TIME		COUNT LOCATION																		TOTAL		
		L-18a		L-18b		L-18c		PS-5a		PS-5b		L-20a		I-20b		Searsville East		Searsville West				
FROM:	TO:	IN	OUT	IN	OUT	IN	OUT	IN	OUT	IN	OUT	IN	OUT	IN	OUT	IN	OUT	IN	OUT	IN	OUT	
7:00 AM	8:00 AM	47		21		33		13		5		2		146		19		6		1133		
7:15 AM	8:15 AM	52		26		32		14		5		0		146		18		7		1215		
7:30 AM	8:30 AM	41		27		36		14		5		2		144		17		7		1198		
7:45 AM	8:45 AM	31		32		36		8		4		3		138		13		8		1185		
8:00 AM	9:00 AM	29		27		34		4		2		3		149		19		8		1162		
				in		in		in		in		in		in								

TOTAL PEAK HOUR TRAFFIC: 1215





## STANFORD UNIVERSITY PARKING COUNTS

**AM COUNT TIME**

**FROM: 7:00 AM**  
**TO: 9:00 AM**

**DATE COUNTED**

April 19, 2023

**DAY OF THE WEEK**

Wednesday

**PEAK HOUR**

**FROM: #N/A**  
**TO: #N/A**

**WEATHER**

Fair

TIME		COUNT LOCATION																			
		Arb/CC		L-1a		L-1b		L-1c		L-2a		L-3b		PS-1a		PS-1b		L-9a		L-17a	
FROM:	TO:	IN	OUT	IN	OUT	IN	OUT	IN	OUT	IN	OUT	IN	OUT	IN	OUT	IN	OUT	IN	OUT	IN	OUT
7:00 AM	8:00 AM	25		203		65		17		272		36		68		70		10		80	
7:15 AM	8:15 AM	31		221		72		18		274		40		77		71		9		101	
7:30 AM	8:30 AM	45		237		93		12		250		29		69		83		7		118	
7:45 AM	8:45 AM	57		210		104		11		225		24		71		95		9		141	
8:00 AM	9:00 AM	52		190		117		8		193		24		73		89		6		160	
			out		out		out		out		out		out		in		in		out		in

TIME		COUNT LOCATION																		TOTAL	
		L-18a		L-18b		L-18c		PS-5a		PS-5b		L-20a		I-20b		Searsville East		Searsville West			
FROM:	TO:	IN	OUT	IN	OUT	IN	OUT	IN	OUT	IN	OUT	IN	OUT	IN	OUT	IN	OUT	IN	OUT	IN	OUT
7:00 AM	8:00 AM	28		52		19		9		2		5		143		11		6		1121	
7:15 AM	8:15 AM	33		57		20		10		2		3		154		12		3		1208	
7:30 AM	8:30 AM	24		57		27		10		2		3		142		16		3		1227	
7:45 AM	8:45 AM	17		47		36		9		2		1		153		13		3		1228	
8:00 AM	9:00 AM	24		44		45		4		2		3		157		13		3		1207	
			in		in		in		in		in		in								

TOTAL PEAK HOUR TRAFFIC: 0



## STANFORD UNIVERSITY PARKING COUNTS

**AM COUNT TIME**

**FROM:** 7:00 AM  
**TO:** 9:00 AM

**DATE COUNTED**

April 20, 2023

**DAY OF THE WEEK**

Thursday

**PEAK HOUR**

**FROM:** #N/A  
**TO:** #N/A

**WEATHER**

Fair

TIME		COUNT LOCATION																			
		Arb/CC		L-1a		L-1b		L-1c		L-2a		L-3b		PS-1a		PS-1b		L-9a		L-17a	
FROM:	TO:	IN	OUT	IN	OUT	IN	OUT	IN	OUT	IN	OUT	IN	OUT	IN	OUT	IN	OUT	IN	OUT	IN	OUT
7:00 AM	8:00 AM	20		198		80		11		247		27		63		82		9		70	
7:15 AM	8:15 AM	23		212		79		10		250		30		62		78		9		89	
7:30 AM	8:30 AM	30		208		81		8		241		24		62		76		8		100	
7:45 AM	8:45 AM	49		187		86		6		223		28		60		91		11		121	
8:00 AM	9:00 AM	48		157		78		5		183		27		59		93		9		151	
			out		out		out		out		out		out		in		in		out		in

TIME		COUNT LOCATION																TOTAL			
		L-18a		L-18b		L-18c		PS-5a		PS-5b		L-20a		I-20b		Searsville East				Searsville West	
FROM:	TO:	IN	OUT	IN	OUT	IN	OUT	IN	OUT	IN	OUT	IN	OUT	IN	OUT	IN	OUT	IN	OUT	IN	OUT
7:00 AM	8:00 AM	45		39		23		5		3		1		145		1		4		1073	
7:15 AM	8:15 AM	42		34		21		7		3		0		168		1		8		1126	
7:30 AM	8:30 AM	29		43		26		7		2		0		164		3		8		1120	
7:45 AM	8:45 AM	28		50		31		6		2		1		155		3		9		1147	
8:00 AM	9:00 AM	26		46		43		7		2		1		154		3		13		1105	
			in		in		in		in		in		in								

TOTAL PEAK HOUR TRAFFIC: 0



## STANFORD UNIVERSITY PARKING COUNTS

**AM COUNT TIME**

**FROM: 7:00 AM**  
**TO: 9:00 AM**

**DATE COUNTED**

April 21, 2023

**DAY OF THE WEEK**

Friday

**PEAK HOUR**

**FROM: #N/A**  
**TO: #N/A**

**WEATHER**

Fair

TIME		COUNT LOCATION																			
		Arb/CC		L-1a		L-1b		L-1c		L-2a		L-3b		PS-1a		PS-1b		L-9a		L-17a	
FROM:	TO:	IN	OUT	IN	OUT	IN	OUT	IN	OUT	IN	OUT	IN	OUT	IN	OUT	IN	OUT	IN	OUT	IN	OUT
7:00 AM	8:00 AM	12		171		48		7		267		38		60		63		8		65	
7:15 AM	8:15 AM	23		176		54		15		254		35		67		69		6		76	
7:30 AM	8:30 AM	35		170		69		15		227		33		64		77		9		101	
7:45 AM	8:45 AM	49		141		80		10		208		24		58		85		8		126	
8:00 AM	9:00 AM	58		118		86		9		167		29		49		81		8		150	
			out		out		out		out		out		out		in		in		out		in

TIME		COUNT LOCATION																TOTAL			
		L-18a		L-18b		L-18c		PS-5a		PS-5b		L-20a		I-20b		Searsville East				Searsville West	
FROM:	TO:	IN	OUT	IN	OUT	IN	OUT	IN	OUT	IN	OUT	IN	OUT	IN	OUT	IN	OUT	IN	OUT	IN	OUT
7:00 AM	8:00 AM	28		18		20		7		3		3		124		4		3		949	
7:15 AM	8:15 AM	24		17		25		6		2		0		135		9		5		998	
7:30 AM	8:30 AM	21		21		33		7		3		0		124		11		6		1026	
7:45 AM	8:45 AM	18		31		35		4		4		0		122		12		6		1021	
8:00 AM	9:00 AM	25		30		34		3		5		0		139		9		8		1008	
			in		in		in		in		in		in								

TOTAL PEAK HOUR TRAFFIC: 0



## STANFORD UNIVERSITY PARKING COUNTS

**AM COUNT TIME**

**FROM:** 4:00 PM  
**TO:** 6:00 PM

**DATE COUNTED**

April 17, 2023

**DAY OF THE WEEK**

Monday

**PEAK HOUR**

**FROM:** 4:45 PM  
**TO:** 5:45 PM

**WEATHER**

Cloudy

TIME		COUNT LOCATION																			
		Arb/CC		L-1a		L-1b		L-1c		L-2a		L-3b		PS-1a		PS-1b		L-9a		L-17a	
FROM:	TO:	IN	OUT	IN	OUT	IN	OUT	IN	OUT	IN	OUT	IN	OUT	IN	OUT	IN	OUT	IN	OUT	IN	OUT
4:00 PM	5:00 PM		38		180		105		4		209		25		63		79		7		88
4:15 PM	5:15 PM		48		185		106		5		228		23		69		86		7		102
4:30 PM	5:30 PM		51		198		95		2		253		27		77		78		8		104
4:45 PM	5:45 PM		52		192		82		2		249		33		86		74		6		110
5:00 PM	6:00 PM		48		194		73		4		243		29		85		76		3		118
		out		out		out		out		out		out		in		in		out			

TIME		COUNT LOCATION																		TOTAL	
		L-18a		L-18b		L-18c		PS-5a		PS-5b		L-20a		I-20b		Searsville Eas		Searsville Wes			
FROM:	TO:	IN	OUT	IN	OUT	IN	OUT	IN	OUT	IN	OUT	IN	OUT	IN	OUT	IN	OUT	IN	OUT	IN	OUT
4:00 PM	5:00 PM		30		17		65		7		2		9		135		3		4		1070
4:15 PM	5:15 PM		21		23		62		6		2		6		128		4		3		1114
4:30 PM	5:30 PM		21		18		65		6		2		5		141		2		1		1154
4:45 PM	5:45 PM		19		22		69		7		2		7		150		2		4		1168
5:00 PM	6:00 PM		20		25		73		7		2		8		137		4		3		1152
		in		in		in		in		in		in		in							

TOTAL PEAK HOUR TRAFFIC: 1168



## STANFORD UNIVERSITY PARKING COUNTS

**AM COUNT TIME**

**FROM:** 4:00 PM  
**TO:** 6:00 PM

**DATE COUNTED**

April 18, 2023

**DAY OF THE WEEK**

Tuesday

**PEAK HOUR**

**FROM:** 4:45 PM  
**TO:** 5:45 PM

**WEATHER**

Fair

TIME		COUNT LOCATION																		L-17a	
		Arb/CC		L-1a		L-1b		L-1c		L-2a		L-3b		PS-1a		PS-1b		L-9a		IN	OUT
FROM:	TO:	IN	OUT	IN	OUT	IN	OUT	IN	OUT	IN	OUT	IN	OUT	IN	OUT	IN	OUT	IN	OUT	IN	OUT
4:00 PM	5:00 PM		28		196		111		3		225		39		79		86		9		83
4:15 PM	5:15 PM		43		215		98		4		229		43		84		87		5		112
4:30 PM	5:30 PM		51		239		91		2		259		43		94		94		5		123
4:45 PM	5:45 PM		54		232		77		2		258		42		106		103		5		122
5:00 PM	6:00 PM		50		237		65		1		250		39		105		96		4	in	
			out		out		out		out		out		out		in		in		out		

TIME		COUNT LOCATION																		TOTAL	
		L-18a		L-18b		L-18c		PS-5a		PS-5b		L-20a		I-20b		Searsville East		Searsville West		IN	OUT
FROM:	TO:	IN	OUT	IN	OUT	IN	OUT	IN	OUT	IN	OUT	IN	OUT	IN	OUT	IN	OUT	IN	OUT	IN	OUT
4:00 PM	5:00 PM		25		7		71		12		5		9		147		13		6		1164
4:15 PM	5:15 PM		25		9		82		10		7		9		136		15		5		1218
4:30 PM	5:30 PM		27		17		78		11		9		9		139		14		5		1310
4:45 PM	5:45 PM		34		24		81		9		8		8		153		11		6		1335
5:00 PM	6:00 PM		35		28		87		7		8		10		159		8		8		1197
			in		in		in		in		in		in								

TOTAL PEAK HOUR TRAFFIC: 1335



## STANFORD UNIVERSITY PARKING COUNTS

**AM COUNT TIME**

**FROM:** 4:00 PM  
**TO:** 6:00 PM

**DATE COUNTED**

April 19, 2023

**DAY OF THE WEEK**

Wednesday

**PEAK HOUR**

**FROM:** 5:00 PM  
**TO:** 6:00 PM

**WEATHER**

#N/A

TIME		COUNT LOCATION																			
		Arb/CC		L-1a		L-1b		L-1c		L-2a		L-3b		PS-1a		PS-1b		L-9a		L-17a	
FROM:	TO:	IN	OUT	IN	OUT	IN	OUT	IN	OUT	IN	OUT	IN	OUT	IN	OUT	IN	OUT	IN	OUT	IN	OUT
4:00 PM	5:00 PM		44		241		63		8		211		34		83		19		4		97
4:15 PM	5:15 PM		50		270		69		6		226		28		85		44		6		104
4:30 PM	5:30 PM		47		288		56		5		225		29		82		63		5		101
4:45 PM	5:45 PM		43		279		50		5		225		27		95		81		6		102
5:00 PM	6:00 PM		40		265		49		3		219		24		93		88		6		114
		out		out		out		out		out		out		in		in		out		in	

TIME		COUNT LOCATION																TOTAL			
		L-18a		L-18b		L-18c		PS-5a		PS-5b		L-20a		I-20b		Searsville Eas				Searsville Wes	
FROM:	TO:	IN	OUT	IN	OUT	IN	OUT	IN	OUT	IN	OUT	IN	OUT	IN	OUT	IN	OUT	IN	OUT	IN	OUT
4:00 PM	5:00 PM		20		24		69		3		6		7		136		3		5		1077
4:15 PM	5:15 PM		23		27		79		4		9		7		125		4		6		1172
4:30 PM	5:30 PM		24		27		81		8		9		7		132		8		6		1203
4:45 PM	5:45 PM		21		31		81		10		10		6		144		9		5		1230
5:00 PM	6:00 PM		21		34		83		11		10		11		150		9		4		1234
		in		in		in		in		in		in		in		in		in		in	

TOTAL PEAK HOUR TRAFFIC: 1234



## STANFORD UNIVERSITY PARKING COUNTS

**AM COUNT TIME**

FROM: 4:00 PM  
TO: 6:00 PM

**DATE COUNTED**

April 20, 2023

**DAY OF THE WEEK**

Thursday

**PEAK HOUR**

FROM: 4:45 PM  
TO: 5:45 PM

**WEATHER**

#N/A

TIME		COUNT LOCATION																			
		Arb/CC		L-1a		L-1b		L-1c		L-2a		L-3b		PS-1a		PS-1b		L-9a		L-17a	
FROM:	TO:	IN	OUT	IN	OUT	IN	OUT	IN	OUT	IN	OUT	IN	OUT	IN	OUT	IN	OUT	IN	OUT	IN	OUT
4:00 PM	5:00 PM		32		188		75		4		199		30		66		62		5		92
4:15 PM	5:15 PM		38		206		76		1		218		29		69		70		4		111
4:30 PM	5:30 PM		44		233		80		1		257		34		79		78		4		114
4:45 PM	5:45 PM		51		242		70		1		283		30		89		70		5		115
5:00 PM	6:00 PM		48		225		69		4		276		28		91		74		4		117
		out		out		out		out		out		out		in		in		out		in	

TIME		COUNT LOCATION																TOTAL			
		L-18a		L-18b		L-18c		PS-5a		PS-5b		L-20a		I-20b		Searsville Eas				Searsville Wes	
FROM:	TO:	IN	OUT	IN	OUT	IN	OUT	IN	OUT	IN	OUT	IN	OUT	IN	OUT	IN	OUT	IN	OUT	IN	OUT
4:00 PM	5:00 PM		25		19		79		5		9		11		138		3		4		1046
4:15 PM	5:15 PM		23		22		72		3		10		9		129		4		4		1098
4:30 PM	5:30 PM		27		24		64		5		8		7		143		3		3		1208
4:45 PM	5:45 PM		29		22		75		9		10		10		155		4		2		1272
5:00 PM	6:00 PM		31		24		83		7		9		9		158		2		2		1261
		in		in		in		in		in		in		in							

TOTAL PEAK HOUR TRAFFIC: 1272



## STANFORD UNIVERSITY PARKING COUNTS

**AM COUNT TIME**

**FROM: 4:00 PM**  
**TO: 6:00 PM**

**DATE COUNTED**

April 21, 2023

**DAY OF THE WEEK**

Friday

**PEAK HOUR**

**FROM: 4:30 PM**  
**TO: 5:30 PM**

**WEATHER**

#N/A

TIME		COUNT LOCATION																			
		Arb/CC		L-1a		L-1b		L-1c		L-2a		L-3b		PS-1a		PS-1b		L-9a		L-17a	
FROM:	TO:	IN	OUT	IN	OUT	IN	OUT	IN	OUT	IN	OUT	IN	OUT	IN	OUT	IN	OUT	IN	OUT	IN	OUT
4:00 PM	5:00 PM		35		155		84		3		192		28		73		72		7		89
4:15 PM	5:15 PM		43		171		83		5		214		29		63		75		4		98
4:30 PM	5:30 PM		48		181		79		3		216		29		70		85		3		96
4:45 PM	5:45 PM		46		186		68		2		210		29		67		79		4		92
5:00 PM	6:00 PM		35		163		61		2		200		26		65		76		1		98
		out		out		out		out		out		out		in		in		out		in	

TIME		COUNT LOCATION																TOTAL			
		L-18a		L-18b		L-18c		PS-5a		PS-5b		L-20a		I-20b		Searsville Eas				Searsville Wes	
FROM:	TO:	IN	OUT	IN	OUT	IN	OUT	IN	OUT	IN	OUT	IN	OUT	IN	OUT	IN	OUT	IN	OUT	IN	OUT
4:00 PM	5:00 PM		31		8		74		5		10		8		142		2		4		1022
4:15 PM	5:15 PM		28		5		74		7		9		7		135				4		1054
4:30 PM	5:30 PM		27		11		71		5		8		6		131				2		1071
4:45 PM	5:45 PM		20		13		65		5		5		4		136				3		1034
5:00 PM	6:00 PM		20		15		61		6		5		4		146				3		987
		in		in		in		in		in		in		in					in		

TOTAL PEAK HOUR TRAFFIC: 1071





## STANFORD UNIVERSITY PARKING COUNTS

**AM COUNT TIME**

**FROM: 7:00 AM**  
**TO: 9:00 AM**

**DATE COUNTED**

April 24, 2023

**DAY OF THE WEEK**

Monday

**PEAK HOUR**

**FROM: 8:00 AM**  
**TO: 9:00 AM**

**WEATHER**

Mostly Cloudy

TIME		COUNT LOCATION																			
		Arb/CC		L-1a		L-1b		L-1c		L-2a		L-3b		PS-1a		PS-1b		L-9a		L-17a	
FROM:	TO:	IN	OUT	IN	OUT	IN	OUT	IN	OUT	IN	OUT	IN	OUT	IN	OUT	IN	OUT	IN	OUT	IN	OUT
7:00 AM	8:00 AM	16		199		56		10		266		19		65		74		5		74	
7:15 AM	8:15 AM	25		210		69		11		285		19		71		74		5		94	
7:30 AM	8:30 AM	31		206		88		12		268		23		73		87		6		136	
7:45 AM	8:45 AM	50		186		97		9		225		17		61		85		7		169	
8:00 AM	9:00 AM	53		154		115		11		211		15		61		94		7		194	
		out		out		out		out		out		out		in		in		IN		IN	

TIME		COUNT LOCATION																		TOTAL	
		L-18a		L-18b		L-18c		PS-5a		PS-5b		L-20a		L-20b		Searsville East		Searsville West			
FROM:	TO:	IN	OUT	IN	OUT	IN	OUT	IN	OUT	IN	OUT	IN	OUT	IN	OUT	IN	OUT	IN	OUT	IN	OUT
7:00 AM	8:00 AM	46		29		30		3		3		2		147		3		6		1,053	
7:15 AM	8:15 AM	46		35		33		3		1		0		153		2		7		1,143	
7:30 AM	8:30 AM	33		40		43		4		6		1		144		1		8		1,210	
7:45 AM	8:45 AM	28		56		46		8		7		3		137		1		7		1,199	
8:00 AM	9:00 AM	30		55		49		10		8		6		151		2		8		1,234	
		in		in		in		in		in		in		in							

TOTAL PEAK HOUR TRAFFIC: 1234



## STANFORD UNIVERSITY PARKING COUNTS

<b><u>AM COUNT TIME</u></b>	<b><u>DATE COUNTED</u></b>	<b><u>DAY OF THE WEEK</u></b>	<b><u>PEAK HOUR</u></b>	<b><u>WEATHER</u></b>
FROM: 7:00 AM	April 25, 2023	Tuesday	FROM: 8:00 AM	Partly Cloudy
TO: 9:00 AM			TO: 9:00 AM	

TIME		COUNT LOCATION																			
		Arb/CC		L-1a		L-1b		L-1c		L-2a		L-3b		PS-1a		PS-1b		L-9a		L-17a	
FROM:	TO:	IN	OUT	IN	OUT	IN	OUT	IN	OUT	IN	OUT	IN	OUT	IN	OUT	IN	OUT	IN	OUT	IN	OUT
7:00 AM	8:00 AM	15		196		62		10		233		27		50		73		6		89	
7:15 AM	8:15 AM	23		213		76		11		256		20		65		71		6		103	
7:30 AM	8:30 AM	34		203		75		8		238		11		65		68		7		129	
7:45 AM	8:45 AM	40		173		85		8		209		15		73		79		10		151	
8:00 AM	9:00 AM	56		177		87		7		187		17		77		87		8		154	
		out		out		out		out		out		out		in		in		out		in	

TIME		COUNT LOCATION																		TOTAL	
		L-18a		L-18b		L-18c		PS-5a		PS-5b		L-20a		I-20b		Searsville East		Searsville West			
FROM:	TO:	IN	OUT	IN	OUT	IN	OUT	IN	OUT	IN	OUT	IN	OUT	IN	OUT	IN	OUT	IN	OUT	IN	OUT
7:00 AM	8:00 AM	41		38		29		3		0		2		148		19		10		1051	
7:15 AM	8:15 AM	45		38		33		8		1		0		159		18		7		1153	
7:30 AM	8:30 AM	36		40		34		9		1		2		153		17		8		1138	
7:45 AM	8:45 AM	35		49		35		10		3		3		146		13		11		1148	
8:00 AM	9:00 AM	30		48		31		9		3		3		167		19		10		1177	
				in		in		in		in		in		in							

TOTAL PEAK HOUR TRAFFIC: 1177



## STANFORD UNIVERSITY PARKING COUNTS

**AM COUNT TIME**

**FROM: 7:00 AM**  
**TO: 9:00 AM**

**DATE COUNTED**

April 26, 2023

**DAY OF THE WEEK**

Wednesday

**PEAK HOUR**

**FROM: #N/A**  
**TO: #N/A**

**WEATHER**

Partly Cloudy

TIME		COUNT LOCATION																			
		Arb/CC		L-1a		L-1b		L-1c		L-2a		L-3b		PS-1a		PS-1b		L-9a		L-17a	
FROM:	TO:	IN	OUT	IN	OUT	IN	OUT	IN	OUT	IN	OUT	IN	OUT	IN	OUT	IN	OUT	IN	OUT	IN	OUT
7:00 AM	8:00 AM	17		204		66		12		265		34		75		66		5		96	
7:15 AM	8:15 AM	24		220		72		13		280		31		70		69		5		101	
7:30 AM	8:30 AM	38		215		89		9		264		23		70		73		7		117	
7:45 AM	8:45 AM	57		206		94		6		246		20		73		76		8		134	
8:00 AM	9:00 AM	58		188		81		5		220		25		61		74		6		152	
			out		out		out		out		out		out		in		in		out		in

TIME		COUNT LOCATION																		TOTAL	
		L-18a		L-18b		L-18c		PS-5a		PS-5b		L-20a		I-20b		Searsville East		Searsville West			
FROM:	TO:	IN	OUT	IN	OUT	IN	OUT	IN	OUT	IN	OUT	IN	OUT	IN	OUT	IN	OUT	IN	OUT	IN	OUT
7:00 AM	8:00 AM	37		27		31		4		2		2		142		11		10		1106	
7:15 AM	8:15 AM	40		26		30		6		2		1		157		12		7		1166	
7:30 AM	8:30 AM	41		35		35		3		2		1		162		16		6		1206	
7:45 AM	8:45 AM	36		41		36		2		2		0		148		13		3		1201	
8:00 AM	9:00 AM	33		41		37		4		1		0		142		13		4		1145	
			in		in		in		in		in		in								

TOTAL PEAK HOUR TRAFFIC: 0



## STANFORD UNIVERSITY PARKING COUNTS

**AM COUNT TIME**

**FROM: 7:00 AM**  
**TO: 9:00 AM**

**DATE COUNTED**

April 27, 2023

**DAY OF THE WEEK**

Thursday

**PEAK HOUR**

**FROM: #N/A**  
**TO: #N/A**

**WEATHER**

Mostly Cloudy

TIME		COUNT LOCATION																			
		Arb/CC		L-1a		L-1b		L-1c		L-2a		L-3b		PS-1a		PS-1b		L-9a		L-17a	
FROM:	TO:	IN	OUT	IN	OUT	IN	OUT	IN	OUT	IN	OUT	IN	OUT	IN	OUT	IN	OUT	IN	OUT	IN	OUT
7:00 AM	8:00 AM	15		185		59		9		254		19		62		70		7		70	
7:15 AM	8:15 AM	19		190		71		8		260		13		55		69		6		96	
7:30 AM	8:30 AM	34		193		72		10		231		19		56		70		6		115	
7:45 AM	8:45 AM	45		189		84		11		217		18		63		77		8		141	
8:00 AM	9:00 AM	50		172		97		5		169		19		58		66		8		157	
			out		out		out		out		out		out		in		in		out		in

TIME		COUNT LOCATION																		TOTAL	
		L-18a		L-18b		L-18c		PS-5a		PS-5b		L-20a		I-20b		Searsville East		Searsville West			
FROM:	TO:	IN	OUT	IN	OUT	IN	OUT	IN	OUT	IN	OUT	IN	OUT	IN	OUT	IN	OUT	IN	OUT	IN	OUT
7:00 AM	8:00 AM	47		23		22		4		1		0		121		1		6		975	
7:15 AM	8:15 AM	52		21		27		5		3		0		129		1		6		1031	
7:30 AM	8:30 AM	45		20		30		4		3		0		126		3		6		1043	
7:45 AM	8:45 AM	31		32		34		7		3		0		124		3		3		1090	
8:00 AM	9:00 AM	29		38		38		6		4		0		140		3		3		1062	
			in		in		in		in		in		in								

TOTAL PEAK HOUR TRAFFIC: 0



## STANFORD UNIVERSITY PARKING COUNTS

<b><u>AM COUNT TIME</u></b>	<b><u>DATE COUNTED</u></b>	<b><u>DAY OF THE WEEK</u></b>	<b><u>PEAK HOUR</u></b>	<b><u>WEATHER</u></b>
FROM: 7:00 AM	April 28, 2023	Friday	FROM: #N/A	Fair
TO: 9:00 AM			TO: #N/A	

TIME		COUNT LOCATION																			
		Arb/CC		L-1a		L-1b		L-1c		L-2a		L-3b		PS-1a		PS-1b		L-9a		L-17a	
FROM:	TO:	IN	OUT	IN	OUT	IN	OUT	IN	OUT	IN	OUT	IN	OUT	IN	OUT	IN	OUT	IN	OUT	IN	OUT
7:00 AM	8:00 AM	15		178		46		9		220		33		59		59		9		72	
7:15 AM	8:15 AM	21		183		61		9		221		28		59		62		8		96	
7:30 AM	8:30 AM	35		177		73		9		198		25		59		63		9		120	
7:45 AM	8:45 AM	44		148		76		13		183		24		53		67		9		137	
8:00 AM	9:00 AM	46		122		85		9		158		21		58		75		7		151	
			out		out		out		out		out		out		in		in		out		in

TIME		COUNT LOCATION																TOTAL			
		L-18a		L-18b		L-18c		PS-5a		PS-5b		L-20a		I-20b		Searsville East				Searsville West	
FROM:	TO:	IN	OUT	IN	OUT	IN	OUT	IN	OUT	IN	OUT	IN	OUT	IN	OUT	IN	OUT	IN	OUT	IN	OUT
7:00 AM	8:00 AM	28		33		20		5		3		2		93		4		12		900	
7:15 AM	8:15 AM	25		34		22		5		3		0		104		9		8		958	
7:30 AM	8:30 AM	24		32		26		4		4		0		108		11		5		982	
7:45 AM	8:45 AM	24		34		28		3		3		0		113		12		6		977	
8:00 AM	9:00 AM	26		35		35		5		4		0		119		9		6		971	
			in		in		in		in		in		in								

TOTAL PEAK HOUR TRAFFIC: 0



## STANFORD UNIVERSITY PARKING COUNTS

**AM COUNT TIME**

FROM: 4:00 PM  
TO: 6:00 PM

**DATE COUNTED**

April 24, 2023

**DAY OF THE WEEK**

Monday

**PEAK HOUR**

FROM: 4:30 PM  
TO: 5:30 PM

**WEATHER**

Mostly Cloudy

TIME		COUNT LOCATION																			
		Arb/CC		L-1a		L-1b		L-1c		L-2a		L-3b		PS-1a		PS-1b		L-9a		L-17a	
FROM:	TO:	IN	OUT	IN	OUT	IN	OUT	IN	OUT	IN	OUT	IN	OUT	IN	OUT	IN	OUT	IN	OUT	IN	OUT
4:00 PM	5:00 PM		35		179		79		2		202		22		82		80		5		108
4:15 PM	5:15 PM		46		176		77		2		220		23		83		82		4		113
4:30 PM	5:30 PM		45		203		67		3		236		16		102		91		4		125
4:45 PM	5:45 PM		40		200		62		3		255		16		94		84		4		113
5:00 PM	6:00 PM		41		184		59		3		236		21		98		74		4		104
		out		out		out		out		out		out		in		in		out			

TIME		COUNT LOCATION																		TOTAL	
		L-18a		L-18b		L-18c		PS-5a		PS-5b		L-20a		I-20b		Searsville Eas		Searsville Wes			
FROM:	TO:	IN	OUT	IN	OUT	IN	OUT	IN	OUT	IN	OUT	IN	OUT	IN	OUT	IN	OUT	IN	OUT	IN	OUT
4:00 PM	5:00 PM		24		22		85		7		2		6		131		3		1		1075
4:15 PM	5:15 PM		22		25		91		7		3		5		159		4		3		1145
4:30 PM	5:30 PM		19		25		98		6		3		8		194		2		2		1249
4:45 PM	5:45 PM		18		17		95		6		5		9		202		2		2		1227
5:00 PM	6:00 PM		19		16		100		7		5		12		203		4		2		1192
		in		in		in		in		in		in		in							

TOTAL PEAK HOUR TRAFFIC: 1249



## STANFORD UNIVERSITY PARKING COUNTS

**AM COUNT TIME**

**FROM:** 4:00 PM  
**TO:** 6:00 PM

**DATE COUNTED**

April 25, 2023

**DAY OF THE WEEK**

Tuesday

**PEAK HOUR**

**FROM:** 4:30 PM  
**TO:** 5:30 PM

**WEATHER**

Partly Cloudy

TIME		COUNT LOCATION																		L-17a	
		Arb/CC		L-1a		L-1b		L-1c		L-2a		L-3b		PS-1a		PS-1b		L-9a		IN	OUT
FROM:	TO:	IN	OUT	IN	OUT	IN	OUT	IN	OUT	IN	OUT	IN	OUT	IN	OUT	IN	OUT	IN	OUT	IN	OUT
4:00 PM	5:00 PM		37		195		84		3		182		29		103		95		12		85
4:15 PM	5:15 PM		46		215		78		2		206		25		98		93		8		102
4:30 PM	5:30 PM		46		248		75		2		228		23		93		98		6		111
4:45 PM	5:45 PM		50		245		66		1		237		23		89		96		7		112
5:00 PM	6:00 PM		36		242		59		2		225		20		92		98		6	in	
		out		out		out		out		out		out		in		in		out			

TIME		COUNT LOCATION																		TOTAL	
		L-18a		L-18b		L-18c		PS-5a		PS-5b		L-20a		I-20b		Searsville East		Searsville West		IN	OUT
FROM:	TO:	IN	OUT	IN	OUT	IN	OUT	IN	OUT	IN	OUT	IN	OUT	IN	OUT	IN	OUT	IN	OUT	IN	OUT
4:00 PM	5:00 PM		23		23		83		8		7		8		175		13		9		1178
4:15 PM	5:15 PM		21		32		83		6		7		11		186		15		6		1240
4:30 PM	5:30 PM		26		50		75		6		11		11		185		14		7		1315
4:45 PM	5:45 PM		22		43		87		3		11		10		176		11		7		1296
5:00 PM	6:00 PM		24		35		85		3		10		12		187		8		8		1152
		in		in		in		in		in		in									

TOTAL PEAK HOUR TRAFFIC: 1315



## STANFORD UNIVERSITY PARKING COUNTS

<b><u>AM COUNT TIME</u></b>	<b><u>DATE COUNTED</u></b>	<b><u>DAY OF THE WEEK</u></b>	<b><u>PEAK HOUR</u></b>	<b><u>WEATHER</u></b>
FROM: 4:00 PM	April 26, 2023	Wednesday	FROM: 4:30 PM	#N/A
TO: 6:00 PM			TO: 5:30 PM	

TIME		COUNT LOCATION																			
		Arb/CC		L-1a		L-1b		L-1c		L-2a		L-3b		PS-1a		PS-1b		L-9a		L-17a	
FROM:	TO:	IN	OUT	IN	OUT	IN	OUT	IN	OUT	IN	OUT	IN	OUT	IN	OUT	IN	OUT	IN	OUT	IN	OUT
4:00 PM	5:00 PM		40		210		111		6		213		31		76		69		8		82
4:15 PM	5:15 PM		41		230		102		5		229		36		89		78		7		84
4:30 PM	5:30 PM		40		250		92		2		226		43		83		80		6		95
4:45 PM	5:45 PM		42		245		78		4		208		41		82		71		3		106
5:00 PM	6:00 PM		45		232		66		3		212		34		82		71		5		112
		out		out		out		out		out		out		in		in		out		in	

TIME		COUNT LOCATION																TOTAL			
		L-18a		L-18b		L-18c		PS-5a		PS-5b		L-20a		I-20b		Searsville Eas				Searsville Wes	
FROM:	TO:	IN	OUT	IN	OUT	IN	OUT	IN	OUT	IN	OUT	IN	OUT	IN	OUT	IN	OUT	IN	OUT	IN	OUT
4:00 PM	5:00 PM		24		27		83		13		3		7		134		3		9		1149
4:15 PM	5:15 PM		20		26		96		12		7		7		148		4		8		1229
4:30 PM	5:30 PM		20		28		89		12		11		9		155		8		7		1256
4:45 PM	5:45 PM		21		31		87		11		13		7		148		9		7		1214
5:00 PM	6:00 PM		24		23		76		4		15		8		137		9		12		1170
		in		in		in		in		in		in		in							

TOTAL PEAK HOUR TRAFFIC: 1256





## STANFORD UNIVERSITY PARKING COUNTS

<b><u>AM COUNT TIME</u></b>	<b><u>DATE COUNTED</u></b>	<b><u>DAY OF THE WEEK</u></b>	<b><u>PEAK HOUR</u></b>	<b><u>WEATHER</u></b>
FROM: 4:00 PM	April 27, 2023	Thursday	FROM: 4:30 PM	#N/A
TO: 6:00 PM			TO: 5:30 PM	

TIME		COUNT LOCATION																			
		Arb/CC		L-1a		L-1b		L-1c		L-2a		L-3b		PS-1a		PS-1b		L-9a		L-17a	
FROM:	TO:	IN	OUT	IN	OUT	IN	OUT	IN	OUT	IN	OUT	IN	OUT	IN	OUT	IN	OUT	IN	OUT	IN	OUT
4:00 PM	5:00 PM		34		202		86		2		214		19		89		80		8		100
4:15 PM	5:15 PM		44		225		84		2		211		28		91		90		7		98
4:30 PM	5:30 PM		52		226		70		2		210		28		108		100		6		115
4:45 PM	5:45 PM		50		204		71		2		205		33		106		105		5		107
5:00 PM	6:00 PM		49		192		57		3		184		27		105		99		4		102
		out		out		out		out		out		out		in		in		out		in	

TIME		COUNT LOCATION																TOTAL			
		L-18a		L-18b		L-18c		PS-5a		PS-5b		L-20a		I-20b		Searsville Eas				Searsville Wes	
FROM:	TO:	IN	OUT	IN	OUT	IN	OUT	IN	OUT	IN	OUT	IN	OUT	IN	OUT	IN	OUT	IN	OUT	IN	OUT
4:00 PM	5:00 PM		35		16		55		8		6		8		137		3		3		1105
4:15 PM	5:15 PM		39		25		52		8		8		8		161		4		2		1187
4:30 PM	5:30 PM		34		28		60		8		10		10		158		3		3		1231
4:45 PM	5:45 PM		29		31		63		7		11		9		156		4		3		1201
5:00 PM	6:00 PM		27		33		77		7		9		6		147		2		3		1133
		in		in		in		in		in		in		in		in		in		in	

TOTAL PEAK HOUR TRAFFIC: 1231



## STANFORD UNIVERSITY PARKING COUNTS

<b><u>AM COUNT TIME</u></b>	<b><u>DATE COUNTED</u></b>	<b><u>DAY OF THE WEEK</u></b>	<b><u>PEAK HOUR</u></b>	<b><u>WEATHER</u></b>
FROM: 4:00 PM	April 28, 2023	Friday	FROM: 4:30 PM	#N/A
TO: 6:00 PM			TO: 5:30 PM	

TIME		COUNT LOCATION																			
		Arb/CC		L-1a		L-1b		L-1c		L-2a		L-3b		PS-1a		PS-1b		L-9a		L-17a	
FROM:	TO:	IN	OUT	IN	OUT	IN	OUT	IN	OUT	IN	OUT	IN	OUT	IN	OUT	IN	OUT	IN	OUT	IN	OUT
4:00 PM	5:00 PM		32		173		82		6		205		34		82		71		9		102
4:15 PM	5:15 PM		37		199		84		5		208		37		83		84		9		109
4:30 PM	5:30 PM		46		206		82		4		195		38		90		92		6		113
4:45 PM	5:45 PM		45		206		77		2		166		38		90		85		5		102
5:00 PM	6:00 PM		40		187		65		1		146		26		75		70		3		103
		out		out		out		out		out		out		in		in		out		in	

TIME		COUNT LOCATION																TOTAL			
		L-18a		L-18b		L-18c		PS-5a		PS-5b		L-20a		I-20b		Searsville Eas				Searsville Wes	
FROM:	TO:	IN	OUT	IN	OUT	IN	OUT	IN	OUT	IN	OUT	IN	OUT	IN	OUT	IN	OUT	IN	OUT	IN	OUT
4:00 PM	5:00 PM		27		15		55		8		11		1		55		2		2		972
4:15 PM	5:15 PM		26		11		65		12		9		2		57				2		1039
4:30 PM	5:30 PM		29		15		59		12		12		1		73				4		1077
4:45 PM	5:45 PM		29		18		57		11		10		2		90				4		1037
5:00 PM	6:00 PM		28		21		72		9		9		5		78				4		942
		in		in		in		in		in		in		in					in		

TOTAL PEAK HOUR TRAFFIC: 1077



## STANFORD UNIVERSITY PARKING COUNTS

**AM COUNT TIME**

**FROM: 7:00 AM**  
**TO: 9:00 AM**

**DATE COUNTED**

May 1, 2023

**DAY OF THE WEEK**

Monday

**PEAK HOUR**

**FROM: 7:15 AM**  
**TO: 8:15 AM**

**WEATHER**

Cloudy

TIME		COUNT LOCATION																				
		Arb/CC		L-1a		L-1b		L-1c		L-2a		L-3b		PS-1a		PS-1b		L-9a		L-17a		
FROM:	TO:	IN	OUT	IN	OUT	IN	OUT	IN	OUT	IN	OUT	IN	OUT	IN	OUT	IN	OUT	IN	OUT	IN	OUT	
7:00 AM	8:00 AM	17		184		52		9		263		28		20		52		4		79		
7:15 AM	8:15 AM	23		200		72		9		275		27		27		65		4		102		
7:30 AM	8:30 AM	33		200		84		12		247		22		32		68		6		127		
7:45 AM	8:45 AM	34		183		93		9		223		13		27		79		7		153		
8:00 AM	9:00 AM	45		172		96		9		205		14		29		90		8		175		
		out		out		out		out		out		out		in		in		IN		IN		

TIME		COUNT LOCATION																		TOTAL		
		L-18a		L-18b		L-18c		PS-5a		PS-5b		L-20a		L-20b		Searsville East		Searsville West				
FROM:	TO:	IN	OUT	IN	OUT	IN	OUT	IN	OUT	IN	OUT	IN	OUT	IN	OUT	IN	OUT	IN	OUT	IN	OUT	
7:00 AM	8:00 AM	48		19		24		180		31		2		152		3		3		1,170		
7:15 AM	8:15 AM	37		15		21		178		33		2		159		2		4		1,255		
7:30 AM	8:30 AM	24		20		19		156		36		0		153		1		9		1,249		
7:45 AM	8:45 AM	28		23		17		158		34		1		146		1		9		1,238		
8:00 AM	9:00 AM	22		27		18		153		31		1		146		2		11		1,254		
		in		in		in		in		in		in		in								

TOTAL PEAK HOUR TRAFFIC: 1255



## STANFORD UNIVERSITY PARKING COUNTS

<b><u>AM COUNT TIME</u></b>	<b><u>DATE COUNTED</u></b>	<b><u>DAY OF THE WEEK</u></b>	<b><u>PEAK HOUR</u></b>	<b><u>WEATHER</u></b>
FROM: 7:00 AM	May 2, 2023	Tuesday	FROM: 7:30 AM	Light Rain
TO: 9:00 AM			TO: 8:30 AM	

TIME		COUNT LOCATION																			
		Arb/CC		L-1a		L-1b		L-1c		L-2a		L-3b		PS-1a		PS-1b		L-9a		L-17a	
FROM:	TO:	IN	OUT	IN	OUT	IN	OUT	IN	OUT	IN	OUT	IN	OUT	IN	OUT	IN	OUT	IN	OUT	IN	OUT
7:00 AM	8:00 AM	9		188		56		4		261		32		26		80		4		73	
7:15 AM	8:15 AM	15		199		69		3		298		22		20		75		4		97	
7:30 AM	8:30 AM	30		212		80		3		276		30		16		69		5		119	
7:45 AM	8:45 AM	46		202		74		3		252		30		11		60		5		140	
8:00 AM	9:00 AM	53		167		89		4		206		24		14		62		5		163	
		out		out		out		out		out		out		in		in		out		in	

TIME		COUNT LOCATION																		TOTAL	
		L-18a		L-18b		L-18c		PS-5a		PS-5b		L-20a		I-20b		Searsville East		Searsville West			
FROM:	TO:	IN	OUT	IN	OUT	IN	OUT	IN	OUT	IN	OUT	IN	OUT	IN	OUT	IN	OUT	IN	OUT	IN	OUT
7:00 AM	8:00 AM	31		22		15		159		24		6		145		19		8		1162	
7:15 AM	8:15 AM	30		26		15		169		27		7		146		18		10		1250	
7:30 AM	8:30 AM	23		30		18		154		23		1		137		17		12		1255	
7:45 AM	8:45 AM	28		32		18		145		27		1		132		13		11		1230	
8:00 AM	9:00 AM	21		35		23		155		30		1		142		19		11		1224	
				in		in		in		in		in		in		in					

TOTAL PEAK HOUR TRAFFIC: 1255



## STANFORD UNIVERSITY PARKING COUNTS

**AM COUNT TIME**

**FROM: 7:00 AM**  
**TO: 9:00 AM**

**DATE COUNTED**

May 3, 2023

**DAY OF THE WEEK**

Wednesday

**PEAK HOUR**

**FROM: #N/A**  
**TO: #N/A**

**WEATHER**

Cloudy

TIME		COUNT LOCATION																			
		Arb/CC		L-1a		L-1b		L-1c		L-2a		L-3b		PS-1a		PS-1b		L-9a		L-17a	
FROM:	TO:	IN	OUT	IN	OUT	IN	OUT	IN	OUT	IN	OUT	IN	OUT	IN	OUT	IN	OUT	IN	OUT	IN	OUT
7:00 AM	8:00 AM	10		194		57		4		293		24		27		77		7		87	
7:15 AM	8:15 AM	15		206		75		4		305		22		32		72		7		95	
7:30 AM	8:30 AM	32		213		91		1		269		19		30		75		12		112	
7:45 AM	8:45 AM	46		212		103		1		232		17		28		76		14		145	
8:00 AM	9:00 AM	56		194		110		1		172		15		27		72		13		160	
			out		out		out		out		out		out		in		in		out		in

TIME		COUNT LOCATION																		TOTAL	
		L-18a		L-18b		L-18c		PS-5a		PS-5b		L-20a		I-20b		Searsville East		Searsville West			
FROM:	TO:	IN	OUT	IN	OUT	IN	OUT	IN	OUT	IN	OUT	IN	OUT	IN	OUT	IN	OUT	IN	OUT	IN	OUT
7:00 AM	8:00 AM	40		28		17		167		23		3		154		11		6		1229	
7:15 AM	8:15 AM	34		29		17		163		25		3		168		12		7		1291	
7:30 AM	8:30 AM	23		30		17		157		28		0		155		16		8		1288	
7:45 AM	8:45 AM	24		21		18		148		27		0		152		13		8		1285	
8:00 AM	9:00 AM	18		21		23		145		29		0		161		13		5		1235	
			in		in		in		in		in		in								

TOTAL PEAK HOUR TRAFFIC: 0



## STANFORD UNIVERSITY PARKING COUNTS

**AM COUNT TIME**

**FROM: 7:00 AM**  
**TO: 9:00 AM**

**DATE COUNTED**

May 4, 2023

**DAY OF THE WEEK**

Thursday

**PEAK HOUR**

**FROM: #N/A**  
**TO: #N/A**

**WEATHER**

Mostly Cloudy

TIME		COUNT LOCATION																			
		Arb/CC		L-1a		L-1b		L-1c		L-2a		L-3b		PS-1a		PS-1b		L-9a		L-17a	
FROM:	TO:	IN	OUT	IN	OUT	IN	OUT	IN	OUT	IN	OUT	IN	OUT	IN	OUT	IN	OUT	IN	OUT	IN	OUT
7:00 AM	8:00 AM	11		187		73		11		234		20		26		77		4		73	
7:15 AM	8:15 AM	18		201		80		8		220		20		18		72		2		91	
7:30 AM	8:30 AM	27		200		80		7		237		15		18		69		6		108	
7:45 AM	8:45 AM	48		178		75		4		232		16		15		76		6		120	
8:00 AM	9:00 AM	59		153		84		4		198		16		18		68		6		150	
			out		out		out		out		out		out		in		in		out		in

TIME		COUNT LOCATION																	TOTAL		
		L-18a		L-18b		L-18c		PS-5a		PS-5b		L-20a		I-20b		Searsville East		Searsville West			
FROM:	TO:	IN	OUT	IN	OUT	IN	OUT	IN	OUT	IN	OUT	IN	OUT	IN	OUT	IN	OUT	IN	OUT	IN	OUT
7:00 AM	8:00 AM	52		28		16		173		36		1		150		1		16		1189	
7:15 AM	8:15 AM	49		20		21		167		36		1		167		1		22		1214	
7:30 AM	8:30 AM	42		25		28		146		33		0		155		3		16		1215	
7:45 AM	8:45 AM	35		21		31		151		33		0		149		3		16		1209	
8:00 AM	9:00 AM	24		32		44		155		24		0		151		3		15		1204	
			in		in		in		in		in		in		in		in		in		in

TOTAL PEAK HOUR TRAFFIC: 0



## STANFORD UNIVERSITY PARKING COUNTS

<b><u>AM COUNT TIME</u></b>	<b><u>DATE COUNTED</u></b>	<b><u>DAY OF THE WEEK</u></b>	<b><u>PEAK HOUR</u></b>	<b><u>WEATHER</u></b>
FROM: 7:00 AM	May 5, 2023	Friday	FROM: #N/A	Cloudy
TO: 9:00 AM			TO: #N/A	

TIME		COUNT LOCATION																			
		Arb/CC		L-1a		L-1b		L-1c		L-2a		L-3b		PS-1a		PS-1b		L-9a		L-17a	
FROM:	TO:	IN	OUT	IN	OUT	IN	OUT	IN	OUT	IN	OUT	IN	OUT	IN	OUT	IN	OUT	IN	OUT	IN	OUT
7:00 AM	8:00 AM	13		162		52		9		246		26		31		58		5		78	
7:15 AM	8:15 AM	15		167		60		9		231		20		28		65		4		95	
7:30 AM	8:30 AM	26		165		69		8		206		16		26		66		5		108	
7:45 AM	8:45 AM	41		142		73		6		182		12		19		70		6		125	
8:00 AM	9:00 AM	47		138		73		4		155		10		20		71		6		155	
			out		out		out		out		out		out		in		in		out		in

TIME		COUNT LOCATION																TOTAL			
		L-18a		L-18b		L-18c		PS-5a		PS-5b		L-20a		I-20b		Searsville East				Searsville West	
FROM:	TO:	IN	OUT	IN	OUT	IN	OUT	IN	OUT	IN	OUT	IN	OUT	IN	OUT	IN	OUT	IN	OUT	IN	OUT
7:00 AM	8:00 AM	27		20		26		145		27		4		107		4		3		1043	
7:15 AM	8:15 AM	19		17		24		147		27		0		109		9		5		1051	
7:30 AM	8:30 AM	20		23		24		138		24		0		104		11		6		1045	
7:45 AM	8:45 AM	20		25		27		120		27		0		98		12		4		1009	
8:00 AM	9:00 AM	16		32		28		108		26		0		116		9		5		1019	
			in		in		in		in		in		in								

TOTAL PEAK HOUR TRAFFIC: 0



## STANFORD UNIVERSITY PARKING COUNTS

<b><u>AM COUNT TIME</u></b>	<b><u>DATE COUNTED</u></b>	<b><u>DAY OF THE WEEK</u></b>	<b><u>PEAK HOUR</u></b>	<b><u>WEATHER</u></b>
FROM: 4:00 PM	May 1, 2023	Monday	FROM: 4:30 PM	Cloudy
TO: 6:00 PM			TO: 5:30 PM	

TIME		COUNT LOCATION																			
		Arb/CC		L-1a		L-1b		L-1c		L-2a		L-3b		PS-1a		PS-1b		L-9a		L-17a	
FROM:	TO:	IN	OUT	IN	OUT	IN	OUT	IN	OUT	IN	OUT	IN	OUT	IN	OUT	IN	OUT	IN	OUT	IN	OUT
4:00 PM	5:00 PM		39		192		98		7		202		17		78		75		7		92
4:15 PM	5:15 PM		42		219		89		3		239		19		90		82		6		100
4:30 PM	5:30 PM		51		247		86		2		235		24		91		80		4		103
4:45 PM	5:45 PM		51		228		76		3		223		24		92		71		2		109
5:00 PM	6:00 PM		48		210		68		5		215		23		88		73		4		108
		out		out		out		out		out		out		in		in		out			

TIME		COUNT LOCATION																		TOTAL	
		L-18a		L-18b		L-18c		PS-5a		PS-5b		L-20a		I-20b		Searsville Eas		Searsville Wes			
FROM:	TO:	IN	OUT	IN	OUT	IN	OUT	IN	OUT	IN	OUT	IN	OUT	IN	OUT	IN	OUT	IN	OUT	IN	OUT
4:00 PM	5:00 PM		18		19		55		134		23		9		110		3		1		1179
4:15 PM	5:15 PM		22		16		64		162		23		10		99		4		1		1290
4:30 PM	5:30 PM		23		21		74		175		16		12		107		2		1		1354
4:45 PM	5:45 PM		19		26		75		171		20		9		129		2				1330
5:00 PM	6:00 PM		17		27		78		167		19		7		134		4				1295
		in		in		in		in		in		in		in							

TOTAL PEAK HOUR TRAFFIC: 1354





## STANFORD UNIVERSITY PARKING COUNTS

**AM COUNT TIME**

**FROM:** 4:00 PM  
**TO:** 6:00 PM

**DATE COUNTED**

May 2, 2023

**DAY OF THE WEEK**

Tuesday

**PEAK HOUR**

**FROM:** 4:30 PM  
**TO:** 5:30 PM

**WEATHER**

Light Rain

TIME		COUNT LOCATION																		L-17a	
		Arb/CC		L-1a		L-1b		L-1c		L-2a		L-3b		PS-1a		PS-1b		L-9a		IN	OUT
FROM:	TO:	IN	OUT	IN	OUT	IN	OUT	IN	OUT	IN	OUT	IN	OUT	IN	OUT	IN	OUT	IN	OUT	IN	OUT
4:00 PM	5:00 PM		43		158		94		11		220		21		83		77		7		80
4:15 PM	5:15 PM		43		187		98		8		228		18		92		76		5		97
4:30 PM	5:30 PM		49		207		88		7		242		21		87		94		6		92
4:45 PM	5:45 PM		48		192		80		4		228		19		83		91		7		93
5:00 PM	6:00 PM		43		176		66		3		239		20		94		87		6	in	
			out		out		out		out		out		out		in		in		out		

TIME		COUNT LOCATION																		TOTAL	
		L-18a		L-18b		L-18c		PS-5a		PS-5b		L-20a		I-20b		Searsville East		Searsville West		IN	OUT
FROM:	TO:	IN	OUT	IN	OUT	IN	OUT	IN	OUT	IN	OUT	IN	OUT	IN	OUT	IN	OUT	IN	OUT	IN	OUT
4:00 PM	5:00 PM		17		15		67		132		23		11		140		13		7		1232
4:15 PM	5:15 PM		21		22		70		147		26		12		162		15		8		1335
4:30 PM	5:30 PM		24		27		56		149		30		10		171		14		7		1381
4:45 PM	5:45 PM		24		33		60		156		34		10		184		11		4		1361
5:00 PM	6:00 PM		25		30		62		164		31		9		195		8		6		1264
			in		in		in		in		in		in								

TOTAL PEAK HOUR TRAFFIC: 1381



## STANFORD UNIVERSITY PARKING COUNTS

**AM COUNT TIME**

**FROM: 4:00 PM**  
**TO: 6:00 PM**

**DATE COUNTED**

May 3, 2023

**DAY OF THE WEEK**

Wednesday

**PEAK HOUR**

**FROM: 4:45 PM**  
**TO: 5:45 PM**

**WEATHER**

#N/A

TIME		COUNT LOCATION																			
		Arb/CC		L-1a		L-1b		L-1c		L-2a		L-3b		PS-1a		PS-1b		L-9a		L-17a	
FROM:	TO:	IN	OUT	IN	OUT	IN	OUT	IN	OUT	IN	OUT	IN	OUT	IN	OUT	IN	OUT	IN	OUT	IN	OUT
4:00 PM	5:00 PM		46		170		105		4		156		24		80		83		11		115
4:15 PM	5:15 PM		47		186		88		4		166		24		80		83		8		115
4:30 PM	5:30 PM		50		205		79		3		194		21		80		78		9		121
4:45 PM	5:45 PM		52		219		71		5		195		24		82		73		7		122
5:00 PM	6:00 PM		45		193		66		7		191		20		83		80		4		109
		out		out		out		out		out		out		in		in		out		in	

TIME		COUNT LOCATION																TOTAL			
		L-18a		L-18b		L-18c		PS-5a		PS-5b		L-20a		I-20b		Searsville Eas				Searsville Wes	
FROM:	TO:	IN	OUT	IN	OUT	IN	OUT	IN	OUT	IN	OUT	IN	OUT	IN	OUT	IN	OUT	IN	OUT	IN	OUT
4:00 PM	5:00 PM		22		16		48		144		23		1		87		3		6		1144
4:15 PM	5:15 PM		28		13		50		169		18		3		92		4		3		1181
4:30 PM	5:30 PM		27		17		57		174		20		3		104		8		3		1253
4:45 PM	5:45 PM		24		24		63		181		19		2		101		9		1		1274
5:00 PM	6:00 PM		29		21		63		177		20		2		106		9		3		1228
		in		in		in		in		in		in		in		in		in		in	

TOTAL PEAK HOUR TRAFFIC: 1274



## STANFORD UNIVERSITY PARKING COUNTS

<b><u>AM COUNT TIME</u></b>	<b><u>DATE COUNTED</u></b>	<b><u>DAY OF THE WEEK</u></b>	<b><u>PEAK HOUR</u></b>	<b><u>WEATHER</u></b>
FROM: 4:00 PM	May 4, 2023	Thursday	FROM: 4:45 PM	#N/A
TO: 6:00 PM			TO: 5:45 PM	

TIME		COUNT LOCATION																			
		Arb/CC		L-1a		L-1b		L-1c		L-2a		L-3b		PS-1a		PS-1b		L-9a		L-17a	
FROM:	TO:	IN	OUT	IN	OUT	IN	OUT	IN	OUT	IN	OUT	IN	OUT	IN	OUT	IN	OUT	IN	OUT	IN	OUT
4:00 PM	5:00 PM		39		159		72		3		213		21		62		76		7		76
4:15 PM	5:15 PM		42		171		69		1		217		19		70		69		6		80
4:30 PM	5:30 PM		46		187		67		1		235		19		84		80		8		96
4:45 PM	5:45 PM		48		184		71		1		231		24		86		84		6		103
5:00 PM	6:00 PM		37		192		65		1		211		22		90		82		5		111
		out		out		out		out		out		out		in		in		out		in	

TIME		COUNT LOCATION																TOTAL			
		L-18a		L-18b		L-18c		PS-5a		PS-5b		L-20a		I-20b		Searsville Eas				Searsville Wes	
FROM:	TO:	IN	OUT	IN	OUT	IN	OUT	IN	OUT	IN	OUT	IN	OUT	IN	OUT	IN	OUT	IN	OUT	IN	OUT
4:00 PM	5:00 PM		25		11		70		131		23		13		100		3		4		1108
4:15 PM	5:15 PM		24		12		77		152		20		12		97		4		2		1144
4:30 PM	5:30 PM		25		17		70		147		21		11		94		3		1		1212
4:45 PM	5:45 PM		19		21		69		171		23		7		118		4		2		1272
5:00 PM	6:00 PM		20		18		64		169		19		4		139		2		2		1253
		in		in		in		in		in		in		in		in		in		in	

TOTAL PEAK HOUR TRAFFIC: 1272



## STANFORD UNIVERSITY PARKING COUNTS

**AM COUNT TIME**

**FROM: 4:00 PM**  
**TO: 6:00 PM**

**DATE COUNTED**

May 5, 2023

**DAY OF THE WEEK**

Friday

**PEAK HOUR**

**FROM: 4:30 PM**  
**TO: 5:30 PM**

**WEATHER**

#N/A

TIME		COUNT LOCATION																			
		Arb/CC		L-1a		L-1b		L-1c		L-2a		L-3b		PS-1a		PS-1b		L-9a		L-17a	
FROM:	TO:	IN	OUT	IN	OUT	IN	OUT	IN	OUT	IN	OUT	IN	OUT	IN	OUT	IN	OUT	IN	OUT	IN	OUT
4:00 PM	5:00 PM		44		135		92		5		178		26		68		62		10		86
4:15 PM	5:15 PM		42		138		88		6		210		20		51		75		8		100
4:30 PM	5:30 PM		48		156		81		6		211		22		73		88		7		102
4:45 PM	5:45 PM		49		149		70		3		195		28		67		92		5		104
5:00 PM	6:00 PM		36		134		58		4		184		21		73		82		3		112
		out		out		out		out		out		out		in		in		out		in	

TIME		COUNT LOCATION																TOTAL			
		L-18a		L-18b		L-18c		PS-5a		PS-5b		L-20a		I-20b		Searsville Eas				Searsville Wes	
FROM:	TO:	IN	OUT	IN	OUT	IN	OUT	IN	OUT	IN	OUT	IN	OUT	IN	OUT	IN	OUT	IN	OUT	IN	OUT
4:00 PM	5:00 PM		16		24		57		121		10		6		156		2		6		1104
4:15 PM	5:15 PM		17		24		62		142		12		6		156				6		1163
4:30 PM	5:30 PM		22		22		58		150		9		4		151				6		1216
4:45 PM	5:45 PM		25		23		54		154		12		3		141				5		1179
5:00 PM	6:00 PM		26		15		48		153		16		2		145				6		1118
		in		in		in		in		in		in		in					in		

TOTAL PEAK HOUR TRAFFIC: 1216



## STANFORD UNIVERSITY PARKING COUNTS

**AM COUNT TIME**

**FROM: 7:00 AM**  
**TO: 9:00 AM**

**DATE COUNTED**

May 8, 2023

**DAY OF THE WEEK**

Monday

**PEAK HOUR**

**FROM: 7:15 AM**  
**TO: 8:15 AM**

**WEATHER**

Mostly Cloudy

TIME		COUNT LOCATION																			
		Arb/CC		L-1a		L-1b		L-1c		L-2a		L-3b		PS-1a		PS-1b		L-9a		L-17a	
FROM:	TO:	IN	OUT	IN	OUT	IN	OUT	IN	OUT	IN	OUT	IN	OUT	IN	OUT	IN	OUT	IN	OUT	IN	OUT
7:00 AM	8:00 AM	13		181		52		6		271		19		22		71		5		67	
7:15 AM	8:15 AM	19		212		63		6		270		14		17		84		7		80	
7:30 AM	8:30 AM	31		192		86		7		242		11		16		80		9		99	
7:45 AM	8:45 AM	41		178		92		5		220		10		18		85		10		123	
8:00 AM	9:00 AM	45		167		94		4		172		6		16		85		6		135	
		out		out		out		out		out		out		in		in		IN		IN	

TIME		COUNT LOCATION																		TOTAL	
		L-18a		L-18b		L-18c		PS-5a		PS-5b		L-20a		L-20b		Searsville East		Searsville West			
FROM:	TO:	IN	OUT	IN	OUT	IN	OUT	IN	OUT	IN	OUT	IN	OUT	IN	OUT	IN	OUT	IN	OUT	IN	OUT
7:00 AM	8:00 AM	28		28		9		172		27		2		127		3		4		1,107	
7:15 AM	8:15 AM	28		31		16		161		22		2		129		2		4		1,167	
7:30 AM	8:30 AM	23		39		22		151		21		0		119		1		4		1,153	
7:45 AM	8:45 AM	21		36		21		133		20		0		101		1		4		1,119	
8:00 AM	9:00 AM	16		34		24		135		24		0		104		2		4		1,073	
		in		in		in		in		in		in		in							

TOTAL PEAK HOUR TRAFFIC: 1167



## STANFORD UNIVERSITY PARKING COUNTS

<b><u>AM COUNT TIME</u></b>	<b><u>DATE COUNTED</u></b>	<b><u>DAY OF THE WEEK</u></b>	<b><u>PEAK HOUR</u></b>	<b><u>WEATHER</u></b>
FROM: 7:00 AM	May 9, 2023	Tuesday	FROM: 7:45 AM	Mostly Cloudy
TO: 9:00 AM			TO: 8:45 AM	

TIME		COUNT LOCATION																			
		Arb/CC		L-1a		L-1b		L-1c		L-2a		L-3b		PS-1a		PS-1b		L-9a		L-17a	
FROM:	TO:	IN	OUT	IN	OUT	IN	OUT	IN	OUT	IN	OUT	IN	OUT	IN	OUT	IN	OUT	IN	OUT	IN	OUT
7:00 AM	8:00 AM	13		204		72		6		247		29		25		73		3		65	
7:15 AM	8:15 AM	17		224		86		3		244		26		21		72		5		81	
7:30 AM	8:30 AM	24		211		94		1		227		26		21		86		7		99	
7:45 AM	8:45 AM	39		198		99		4		234		16		20		91		7		132	
8:00 AM	9:00 AM	49		164		107		5		206		14		18		99		6		156	
			out		out		out		out		out		out		in		in		out		in

TIME		COUNT LOCATION																		TOTAL	
		L-18a		L-18b		L-18c		PS-5a		PS-5b		L-20a		I-20b		Searsville East		Searsville West			
FROM:	TO:	IN	OUT	IN	OUT	IN	OUT	IN	OUT	IN	OUT	IN	OUT	IN	OUT	IN	OUT	IN	OUT	IN	OUT
7:00 AM	8:00 AM	35		24		35		171		22		4		153		19		8		1208	
7:15 AM	8:15 AM	30		32		31		169		26		5		146		18		6		1242	
7:30 AM	8:30 AM	25		39		29		158		19		1		137		17		7		1228	
7:45 AM	8:45 AM	27		41		22		168		20		1		136		13		7		1275	
8:00 AM	9:00 AM	16		47		24		163		25		1		133		19		5		1257	
					in		in		in		in		in		in		in				

TOTAL PEAK HOUR TRAFFIC: 1275



## STANFORD UNIVERSITY PARKING COUNTS

**AM COUNT TIME**

FROM: 7:00 AM  
TO: 9:00 AM

**DATE COUNTED**

May 10, 2023

**DAY OF THE WEEK**

Wednesday

**PEAK HOUR**

FROM: #N/A  
TO: #N/A

**WEATHER**

Cloudy

TIME		COUNT LOCATION																				
		Arb/CC		L-1a		L-1b		L-1c		L-2a		L-3b		PS-1a		PS-1b		L-9a		L-17a		
FROM:	TO:	IN	OUT	IN	OUT	IN	OUT	IN	OUT	IN	OUT	IN	OUT	IN	OUT	IN	OUT	IN	OUT	IN	OUT	
7:00 AM	8:00 AM	14		222		57		6		263		19		31		77		8		83		
7:15 AM	8:15 AM	25		222		66		5		268		18		23		71		5		89		
7:30 AM	8:30 AM	40		206		70		7		263		13		24		67		7		123		
7:45 AM	8:45 AM	50		183		85		6		224		12		16		75		8		138		
8:00 AM	9:00 AM	57		179		93		8		192		13		21		82		4		147		
			out		out		out		out		out		out		in		in		out		in	

TIME		COUNT LOCATION																		TOTAL	
		L-18a		L-18b		L-18c		PS-5a		PS-5b		L-20a		I-20b		Searsville East		Searsville West			
FROM:	TO:	IN	OUT	IN	OUT	IN	OUT	IN	OUT	IN	OUT	IN	OUT	IN	OUT	IN	OUT	IN	OUT	IN	OUT
7:00 AM	8:00 AM	26		28		25		166		29		2		161		11		6		1234	
7:15 AM	8:15 AM	30		31		23		163		25		2		172		12		6		1256	
7:30 AM	8:30 AM	28		31		22		136		27		1		162		16		9		1252	
7:45 AM	8:45 AM	34		26		19		141		31		1		146		13		6		1214	
8:00 AM	9:00 AM	30		30		20		139		31		0		137		13		7		1203	
			in		in		in		in		in		in								

TOTAL PEAK HOUR TRAFFIC: 0



## STANFORD UNIVERSITY PARKING COUNTS

<b><u>AM COUNT TIME</u></b>	<b><u>DATE COUNTED</u></b>	<b><u>DAY OF THE WEEK</u></b>	<b><u>PEAK HOUR</u></b>	<b><u>WEATHER</u></b>
FROM: 7:00 AM	May 11, 2023	Thursday	FROM: #N/A	Cloudy
TO: 9:00 AM			TO: #N/A	

TIME		COUNT LOCATION																				
		Arb/CC		L-1a		L-1b		L-1c		L-2a		L-3b		PS-1a		PS-1b		L-9a		L-17a		
FROM:	TO:	IN	OUT	IN	OUT	IN	OUT	IN	OUT	IN	OUT	IN	OUT	IN	OUT	IN	OUT	IN	OUT	IN	OUT	
7:00 AM	8:00 AM	23		197		48		11		241		24		24		73		9		69		
7:15 AM	8:15 AM	29		209		63		10		245		23		24		76		7		81		
7:30 AM	8:30 AM	33		211		74		9		222		17		24		78		8		103		
7:45 AM	8:45 AM	48		181		80		8		212		12		18		73		7		131		
8:00 AM	9:00 AM	44		167		103		9		190		17		21		86		8		154		
		out		out		out		out		out		out		in		in		out		in		

TIME		COUNT LOCATION																		TOTAL		
		L-18a		L-18b		L-18c		PS-5a		PS-5b		L-20a		I-20b		Searsville East		Searsville West				
FROM:	TO:	IN	OUT	IN	OUT	IN	OUT	IN	OUT	IN	OUT	IN	OUT	IN	OUT	IN	OUT	IN	OUT	IN	OUT	
7:00 AM	8:00 AM	40		29		21		177		29		2		134		1		3		1155		
7:15 AM	8:15 AM	34		33		23		164		28		2		145		1		4		1201		
7:30 AM	8:30 AM	32		37		27		149		23		1		149		3		3		1203		
7:45 AM	8:45 AM	30		40		23		153		28		1		140		3		4		1192		
8:00 AM	9:00 AM	23		39		24		145		32		1		138		3		6		1210		
		in		in		in		in		in		in		in		in		in		in		

TOTAL PEAK HOUR TRAFFIC: 0





## STANFORD UNIVERSITY PARKING COUNTS

**AM COUNT TIME**

**FROM: 7:00 AM**  
**TO: 9:00 AM**

**DATE COUNTED**

May 12, 2023

**DAY OF THE WEEK**

Friday

**PEAK HOUR**

**FROM: #N/A**  
**TO: #N/A**

**WEATHER**

Cloudy

TIME		COUNT LOCATION																			
		Arb/CC		L-1a		L-1b		L-1c		L-2a		L-3b		PS-1a		PS-1b		L-9a		L-17a	
FROM:	TO:	IN	OUT	IN	OUT	IN	OUT	IN	OUT	IN	OUT	IN	OUT	IN	OUT	IN	OUT	IN	OUT	IN	OUT
7:00 AM	8:00 AM	12		159		45		6		229		12		26		71		12		68	
7:15 AM	8:15 AM	19		177		58		5		234		10		22		75		8		89	
7:30 AM	8:30 AM	31		195		57		4		231		11		17		77		9		113	
7:45 AM	8:45 AM	47		167		69		5		207		15		17		86		10		118	
8:00 AM	9:00 AM	54		135		87		6		168		14		18		76		6		150	
			out		out		out		out		out		out		in		in		out		in

TIME		COUNT LOCATION																	TOTAL		
		L-18a		L-18b		L-18c		PS-5a		PS-5b		L-20a		I-20b		Searsville East		Searsville West		IN	OUT
FROM:	TO:	IN	OUT	IN	OUT	IN	OUT	IN	OUT	IN	OUT	IN	OUT	IN	OUT	IN	OUT	IN	OUT	IN	OUT
7:00 AM	8:00 AM	37		26		16		153		28		3		128		4		4		1039	
7:15 AM	8:15 AM	42		24		23		153		27		2		148		9		5		1130	
7:30 AM	8:30 AM	30		35		28		139		27		0		147		11		3		1165	
7:45 AM	8:45 AM	28		33		33		136		29		0		127		12		2		1141	
8:00 AM	9:00 AM	23		32		30		131		22		0		139		9		3		1103	
			in		in		in		in		in		in								

TOTAL PEAK HOUR TRAFFIC: 0



## STANFORD UNIVERSITY PARKING COUNTS

**AM COUNT TIME**

FROM: 4:00 PM  
TO: 6:00 PM

**DATE COUNTED**

May 8, 2023

**DAY OF THE WEEK**

Monday

**PEAK HOUR**

FROM: 4:45 PM  
TO: 5:45 PM

**WEATHER**

Mostly Cloudy

TIME		COUNT LOCATION																			
		Arb/CC		L-1a		L-1b		L-1c		L-2a		L-3b		PS-1a		PS-1b		L-9a		L-17a	
FROM:	TO:	IN	OUT	IN	OUT	IN	OUT	IN	OUT	IN	OUT	IN	OUT	IN	OUT	IN	OUT	IN	OUT	IN	OUT
4:00 PM	5:00 PM		33		159		103		6		181		16		82		68		9		98
4:15 PM	5:15 PM		40		186		104		5		214		20		85		66		8		104
4:30 PM	5:30 PM		45		197		91		6		223		16		90		75		7		117
4:45 PM	5:45 PM		58		194		90		3		224		19		92		82		5		119
5:00 PM	6:00 PM		54		178		72		1		195		17		90		82		5		111
		out		out		out		out		out		out		in		in		out			

TIME		COUNT LOCATION																		TOTAL	
		L-18a		L-18b		L-18c		PS-5a		PS-5b		L-20a		I-20b		Searsville Eas		Searsville Wes			
FROM:	TO:	IN	OUT	IN	OUT	IN	OUT	IN	OUT	IN	OUT	IN	OUT	IN	OUT	IN	OUT	IN	OUT	IN	OUT
4:00 PM	5:00 PM		17		15		48		133		12		5		164		3		5		1157
4:15 PM	5:15 PM		17		16		51		161		13		4		167		4		6		1271
4:30 PM	5:30 PM		22		21		60		190		15		5		189		2		4		1375
4:45 PM	5:45 PM		19		22		53		188		18		5		187		2		4		1384
5:00 PM	6:00 PM		21		27		59		177		17		6		177		4		2		1295
		in		in		in		in		in		in		in		in					

TOTAL PEAK HOUR TRAFFIC: 1384



## STANFORD UNIVERSITY PARKING COUNTS

**AM COUNT TIME**

**FROM:** 4:00 PM  
**TO:** 6:00 PM

**DATE COUNTED**

May 9, 2023

**DAY OF THE WEEK**

Tuesday

**PEAK HOUR**

**FROM:** 4:30 PM  
**TO:** 5:30 PM

**WEATHER**

Mostly Cloudy

TIME		COUNT LOCATION																		L-17a	
		Arb/CC		L-1a		L-1b		L-1c		L-2a		L-3b		PS-1a		PS-1b		L-9a		IN	OUT
FROM:	TO:	IN	OUT	IN	OUT	IN	OUT	IN	OUT	IN	OUT	IN	OUT	IN	OUT	IN	OUT	IN	OUT	IN	OUT
4:00 PM	5:00 PM		36		191		96		2		202		25		95		74		10		87
4:15 PM	5:15 PM		45		212		100		2		230		16		91		84		8		106
4:30 PM	5:30 PM		51		215		102		1		229		20		98		87		7		98
4:45 PM	5:45 PM		58		213		87				217		19		97		89		4		96
5:00 PM	6:00 PM		63		204		69		1		197		14		96		88		4	in	
		out		out		out		out		out		out		in		in		out			

TIME		COUNT LOCATION																		TOTAL	
		L-18a		L-18b		L-18c		PS-5a		PS-5b		L-20a		I-20b		Searsville East		Searsville West		IN	OUT
FROM:	TO:	IN	OUT	IN	OUT	IN	OUT	IN	OUT	IN	OUT	IN	OUT	IN	OUT	IN	OUT	IN	OUT	IN	OUT
4:00 PM	5:00 PM		23		15		51		138		17		8		167		13		4		1265
4:15 PM	5:15 PM		30		14		64		158		15		8		173		15		4		1375
4:30 PM	5:30 PM		34		21		69		164		13		11		194		14		2		1430
4:45 PM	5:45 PM		39		22		75		164		18		13		192		11		3		1417
5:00 PM	6:00 PM		34		25		85		171		23		11		185		8		4		1282
		in		in		in		in		in		in									

TOTAL PEAK HOUR TRAFFIC: 1430



## STANFORD UNIVERSITY PARKING COUNTS

<b><u>AM COUNT TIME</u></b>	<b><u>DATE COUNTED</u></b>	<b><u>DAY OF THE WEEK</u></b>	<b><u>PEAK HOUR</u></b>	<b><u>WEATHER</u></b>
FROM: 4:00 PM	May 10, 2023	Wednesday	FROM: 4:30 PM	#N/A
TO: 6:00 PM			TO: 5:30 PM	

TIME		COUNT LOCATION																			
		Arb/CC		L-1a		L-1b		L-1c		L-2a		L-3b		PS-1a		PS-1b		L-9a		L-17a	
FROM:	TO:	IN	OUT	IN	OUT	IN	OUT	IN	OUT	IN	OUT	IN	OUT	IN	OUT	IN	OUT	IN	OUT	IN	OUT
4:00 PM	5:00 PM		36		184		107		8		207		29		79		51		7		84
4:15 PM	5:15 PM		42		200		108		7		215		29		81		51		6		92
4:30 PM	5:30 PM		47		215		96		6		220		24		83		68		6		97
4:45 PM	5:45 PM		52		208		89		4		188		28		93		69		5		111
5:00 PM	6:00 PM		45		206		74		4		192		28		98		76		4		112
		out		out		out		out		out		out		in		in		out		in	

TIME		COUNT LOCATION																TOTAL			
		L-18a		L-18b		L-18c		PS-5a		PS-5b		L-20a		I-20b		Searsville Eas				Searsville Wes	
FROM:	TO:	IN	OUT	IN	OUT	IN	OUT	IN	OUT	IN	OUT	IN	OUT	IN	OUT	IN	OUT	IN	OUT	IN	OUT
4:00 PM	5:00 PM		20		18		69		144		20		3		156		3		4		1229
4:15 PM	5:15 PM		19		16		69		160		20		3		162		4		4		1288
4:30 PM	5:30 PM		26		13		67		169		19		5		168		8		2		1339
4:45 PM	5:45 PM		28		11		62		169		14		5		158		9		4		1307
5:00 PM	6:00 PM		27		11		57		177		16		5		167		9		7		1315
		in		in		in		in		in		in		in		in		in		in	

TOTAL PEAK HOUR TRAFFIC: 1339



## STANFORD UNIVERSITY PARKING COUNTS

**AM COUNT TIME**

**FROM: 4:00 PM**  
**TO: 6:00 PM**

**DATE COUNTED**

May 11, 2023

**DAY OF THE WEEK**

Thursday

**PEAK HOUR**

**FROM: 4:30 PM**  
**TO: 5:30 PM**

**WEATHER**

#N/A

TIME		COUNT LOCATION																			
		Arb/CC		L-1a		L-1b		L-1c		L-2a		L-3b		PS-1a		PS-1b		L-9a		L-17a	
FROM:	TO:	IN	OUT	IN	OUT	IN	OUT	IN	OUT	IN	OUT	IN	OUT	IN	OUT	IN	OUT	IN	OUT	IN	OUT
4:00 PM	5:00 PM		42		153		80		3		179		36		71		66		7		78
4:15 PM	5:15 PM		42		170		80		6		195		27		80		65		7		87
4:30 PM	5:30 PM		43		196		75		4		192		29		83		71		6		102
4:45 PM	5:45 PM		46		172		55		3		206		22		96		75		6		100
5:00 PM	6:00 PM		45		184		53		3		191		20		97		67		6		110
		out		out		out		out		out		out		in		in		out		in	

TIME		COUNT LOCATION																		TOTAL	
		L-18a		L-18b		L-18c		PS-5a		PS-5b		L-20a		I-20b		Searsville Eas		Searsville Wes			
FROM:	TO:	IN	OUT	IN	OUT	IN	OUT	IN	OUT	IN	OUT	IN	OUT	IN	OUT	IN	OUT	IN	OUT	IN	OUT
4:00 PM	5:00 PM		40		3		34		139		23		7		163		3		2		1129
4:15 PM	5:15 PM		29		11		47		162		23		11		179		4		1		1226
4:30 PM	5:30 PM		25		13		61		169		23		16		190		3		1		1302
4:45 PM	5:45 PM		23		17		70		168		23		22		189		4		1		1298
5:00 PM	6:00 PM		21		21		82		164		18		22		173		2		1		1280
		in		in		in		in		in		in		in		in		in		in	

TOTAL PEAK HOUR TRAFFIC: 1302



## STANFORD UNIVERSITY PARKING COUNTS

<b><u>AM COUNT TIME</u></b>	<b><u>DATE COUNTED</u></b>	<b><u>DAY OF THE WEEK</u></b>	<b><u>PEAK HOUR</u></b>	<b><u>WEATHER</u></b>
FROM: 4:00 PM	May 12, 2023	Friday	FROM: 4:30 PM	#N/A
TO: 6:00 PM			TO: 5:30 PM	

TIME		COUNT LOCATION																			
		Arb/CC		L-1a		L-1b		L-1c		L-2a		L-3b		PS-1a		PS-1b		L-9a		L-17a	
FROM:	TO:	IN	OUT	IN	OUT	IN	OUT	IN	OUT	IN	OUT	IN	OUT	IN	OUT	IN	OUT	IN	OUT	IN	OUT
4:00 PM	5:00 PM		34		153		80		2		182		20		67		62		9		88
4:15 PM	5:15 PM		41		158		81		3		188		23		73		67		8		103
4:30 PM	5:30 PM		43		176		74		3		183		22		83		64		9		105
4:45 PM	5:45 PM		50		160		73		2		181		21		88		68		6		89
5:00 PM	6:00 PM		54		155		58		3		171		21		84		71		5		94
		out		out		out		out		out		out		in		in		out		in	

TIME		COUNT LOCATION																TOTAL			
		L-18a		L-18b		L-18c		PS-5a		PS-5b		L-20a		I-20b		Searsville Eas				Searsville Wes	
FROM:	TO:	IN	OUT	IN	OUT	IN	OUT	IN	OUT	IN	OUT	IN	OUT	IN	OUT	IN	OUT	IN	OUT	IN	OUT
4:00 PM	5:00 PM		28		6		63		131		17		4		132		2		5		1085
4:15 PM	5:15 PM		31		13		61		149		15		4		141		0		4		1163
4:30 PM	5:30 PM		33		14		58		160		13		2		144		0		4		1190
4:45 PM	5:45 PM		32		19		47		156		16		2		142		0		2		1154
5:00 PM	6:00 PM		33		20		45		150		15		2		141		0		3		1125
		in		in		in		in		in		in		in		in		in		in	

TOTAL PEAK HOUR TRAFFIC: 1190



## STANFORD UNIVERSITY PARKING COUNTS

**AM COUNT TIME**

**FROM: 7:00 AM**  
**TO: 9:00 AM**

**DATE COUNTED**

May 15, 2023

**DAY OF THE WEEK**

Monday

**PEAK HOUR**

**FROM: 7:45 AM**  
**TO: 8:45 AM**

**WEATHER**

Cloudy

TIME		COUNT LOCATION																			
		Arb/CC		L-1a		L-1b		L-1c		L-2a		L-3b		PS-1a		PS-1b		L-9a		L-17a	
FROM:	TO:	IN	OUT	IN	OUT	IN	OUT	IN	OUT	IN	OUT	IN	OUT	IN	OUT	IN	OUT	IN	OUT	IN	OUT
7:00 AM	8:00 AM	17		200		51		7		272		25		24		71		8		72	
7:15 AM	8:15 AM	22		214		70		4		265		23		27		74		10		90	
7:30 AM	8:30 AM	34		206		79		4		241		25		27		74		13		108	
7:45 AM	8:45 AM	45		201		91		2		229		23		35		85		14		134	
8:00 AM	9:00 AM	50		177		98		2		201		19		25		91		8		131	
		out		out		out		out		out		out		in		in		IN		IN	

TIME		COUNT LOCATION																		TOTAL	
		L-18a		L-18b		L-18c		PS-5a		PS-5b		L-20a		L-20b		Searsville East		Searsville West			
FROM:	TO:	IN	OUT	IN	OUT	IN	OUT	IN	OUT	IN	OUT	IN	OUT	IN	OUT	IN	OUT	IN	OUT	IN	OUT
7:00 AM	8:00 AM	33		24		26		173		28		1		134		5		4		1,175	
7:15 AM	8:15 AM	31		30		28		168		27		2		143		7		5		1,240	
7:30 AM	8:30 AM	27		37		21		156		29		1		129		13		8		1,232	
7:45 AM	8:45 AM	23		31		23		143		27		1		128		9		8		1,252	
8:00 AM	9:00 AM	16		29		23		141		25		1		131		10		8		1,186	
		in		in		in		in		in		in		in							

TOTAL PEAK HOUR TRAFFIC: 1252



## STANFORD UNIVERSITY PARKING COUNTS

<b><u>AM COUNT TIME</u></b>	<b><u>DATE COUNTED</u></b>	<b><u>DAY OF THE WEEK</u></b>	<b><u>PEAK HOUR</u></b>	<b><u>WEATHER</u></b>
FROM: 7:00 AM	May 16, 2023	Tuesday	FROM: 7:15 AM	Cloudy
TO: 9:00 AM			TO: 8:15 AM	

TIME		COUNT LOCATION																			
		Arb/CC		L-1a		L-1b		L-1c		L-2a		L-3b		PS-1a		PS-1b		L-9a		L-17a	
FROM:	TO:	IN	OUT	IN	OUT	IN	OUT	IN	OUT	IN	OUT	IN	OUT	IN	OUT	IN	OUT	IN	OUT	IN	OUT
7:00 AM	8:00 AM	14		195		58		6		251		20		28		85		7		81	
7:15 AM	8:15 AM	22		217		68		4		264		22		30		80		7		91	
7:30 AM	8:30 AM	30		209		73		4		257		22		29		78		9		100	
7:45 AM	8:45 AM	45		182		76		5		238		17		27		85		10		116	
8:00 AM	9:00 AM	49		164		90		4		206		18		26		84		6		138	
			out		out		out		out		out		out		in		in		out		in

TIME		COUNT LOCATION																		TOTAL	
		L-18a		L-18b		L-18c		PS-5a		PS-5b		L-20a		I-20b		Searsville East		Searsville West			
FROM:	TO:	IN	OUT	IN	OUT	IN	OUT	IN	OUT	IN	OUT	IN	OUT	IN	OUT	IN	OUT	IN	OUT	IN	OUT
7:00 AM	8:00 AM	26		36		16		165		25		1		142		13		4		1173	
7:15 AM	8:15 AM	27		33		20		156		24		1		141		13		4		1224	
7:30 AM	8:30 AM	26		31		22		146		24		0		143		16		5		1224	
7:45 AM	8:45 AM	25		31		21		145		28		0		130		12		7		1200	
8:00 AM	9:00 AM	23		24		32		145		31		0		126		16		5		1187	
					in		in		in		in		in		in		in				

TOTAL PEAK HOUR TRAFFIC: 1224





## STANFORD UNIVERSITY PARKING COUNTS

<b><u>AM COUNT TIME</u></b>	<b><u>DATE COUNTED</u></b>	<b><u>DAY OF THE WEEK</u></b>	<b><u>PEAK HOUR</u></b>	<b><u>WEATHER</u></b>
FROM: 7:00 AM	May 17, 2023	Wednesday	FROM: #N/A	Cloudy
TO: 9:00 AM			TO: #N/A	

TIME		COUNT LOCATION																			
		Arb/CC		L-1a		L-1b		L-1c		L-2a		L-3b		PS-1a		PS-1b		L-9a		L-17a	
FROM:	TO:	IN	OUT	IN	OUT	IN	OUT	IN	OUT	IN	OUT	IN	OUT	IN	OUT	IN	OUT	IN	OUT	IN	OUT
7:00 AM	8:00 AM	17		201		54		10		265		25		33		77		5		67	
7:15 AM	8:15 AM	25		205		67		11		262		34		38		77		3		73	
7:30 AM	8:30 AM	39		203		73		10		245		26		31		78		5		93	
7:45 AM	8:45 AM	48		191		89		6		215		27		29		84		4		125	
8:00 AM	9:00 AM	55		168		104		7		177		20		26		87		4		148	
		out		out		out		out		out		out		in		in		out		in	

TIME		COUNT LOCATION																TOTAL			
		L-18a		L-18b		L-18c		PS-5a		PS-5b		L-20a		I-20b		Searsville East				Searsville West	
FROM:	TO:	IN	OUT	IN	OUT	IN	OUT	IN	OUT	IN	OUT	IN	OUT	IN	OUT	IN	OUT	IN	OUT	IN	OUT
7:00 AM	8:00 AM	30		28		11		183		18		3		136		5		3		1171	
7:15 AM	8:15 AM	24		27		13		182		20		3		144		6		1		1215	
7:30 AM	8:30 AM	19		29		16		153		21		0		150		13		1		1205	
7:45 AM	8:45 AM	15		31		19		151		29		0		156		9		0		1228	
8:00 AM	9:00 AM	17		35		27		156		36		0		165		10		2		1244	
		in		in		in		in		in		in		in		in		in		in	

TOTAL PEAK HOUR TRAFFIC: 0



## STANFORD UNIVERSITY PARKING COUNTS

**AM COUNT TIME**

**FROM: 7:00 AM**  
**TO: 9:00 AM**

**DATE COUNTED**

May 18, 2023

**DAY OF THE WEEK**

Thursday

**PEAK HOUR**

**FROM: #N/A**  
**TO: #N/A**

**WEATHER**

Cloudy

TIME		COUNT LOCATION																				
		Arb/CC		L-1a		L-1b		L-1c		L-2a		L-3b		PS-1a		PS-1b		L-9a		L-17a		
FROM:	TO:	IN	OUT	IN	OUT	IN	OUT	IN	OUT	IN	OUT	IN	OUT	IN	OUT	IN	OUT	IN	OUT	IN	OUT	
7:00 AM	8:00 AM	16		182		47		6		242		20		27		69		6		74		
7:15 AM	8:15 AM	22		195		54		6		252		17		18		74		7		86		
7:30 AM	8:30 AM	38		194		70		5		227		17		22		86		6		101		
7:45 AM	8:45 AM	51		185		84		6		200		13		24		87		9		119		
8:00 AM	9:00 AM	55		161		93		5		166		15		20		87		8		143		
			out		out		out		out		out		out		in		in		out		in	

TIME		COUNT LOCATION																		TOTAL	
		L-18a		L-18b		L-18c		PS-5a		PS-5b		L-20a		I-20b		Searsville East		Searsville West			
FROM:	TO:	IN	OUT	IN	OUT	IN	OUT	IN	OUT	IN	OUT	IN	OUT	IN	OUT	IN	OUT	IN	OUT	IN	OUT
7:00 AM	8:00 AM	27		31		24		181		34		2		139		6		6		1139	
7:15 AM	8:15 AM	24		28		19		172		28		2		141		3		7		1155	
7:30 AM	8:30 AM	17		30		19		154		26		0		146		9		9		1176	
7:45 AM	8:45 AM	18		33		19		152		20		0		145		9		9		1183	
8:00 AM	9:00 AM	19		29		20		144		21		0		143		11		8		1148	
			in		in		in		in		in		in								

TOTAL PEAK HOUR TRAFFIC: 0



## STANFORD UNIVERSITY PARKING COUNTS

<b><u>AM COUNT TIME</u></b>	<b><u>DATE COUNTED</u></b>	<b><u>DAY OF THE WEEK</u></b>	<b><u>PEAK HOUR</u></b>	<b><u>WEATHER</u></b>
FROM: 7:00 AM	May 19, 2023	Friday	FROM: #N/A	Cloudy
TO: 9:00 AM			TO: #N/A	

TIME		COUNT LOCATION																			
		Arb/CC		L-1a		L-1b		L-1c		L-2a		L-3b		PS-1a		PS-1b		L-9a		L-17a	
FROM:	TO:	IN	OUT	IN	OUT	IN	OUT	IN	OUT	IN	OUT	IN	OUT	IN	OUT	IN	OUT	IN	OUT	IN	OUT
7:00 AM	8:00 AM	15		170		49		10		240		21		30		60		4		70	
7:15 AM	8:15 AM	25		194		56		8		224		22		28		61		4		83	
7:30 AM	8:30 AM	36		192		78		5		207		20		26		68		6		111	
7:45 AM	8:45 AM	45		169		83		3		208		19		27		68		6		131	
8:00 AM	9:00 AM	55		149		98		1		169		12		26		77		7		154	
		out		out		out		out		out		out		in		in		out		in	

TIME		COUNT LOCATION																TOTAL			
		L-18a		L-18b		L-18c		PS-5a		PS-5b		L-20a		I-20b		Searsville East				Searsville West	
FROM:	TO:	IN	OUT	IN	OUT	IN	OUT	IN	OUT	IN	OUT	IN	OUT	IN	OUT	IN	OUT	IN	OUT	IN	OUT
7:00 AM	8:00 AM	22		24		20		167		25		1		129		4		6		1067	
7:15 AM	8:15 AM	21		24		21		169		24		1		139		7		4		1115	
7:30 AM	8:30 AM	28		28		27		152		20		0		117		4		4		1129	
7:45 AM	8:45 AM	23		30		27		145		24		1		116		4		6		1135	
8:00 AM	9:00 AM	26		31		32		128		21		1		118		4		7		1116	
		in		in		in		in		in		in									

TOTAL PEAK HOUR TRAFFIC: 0



## STANFORD UNIVERSITY PARKING COUNTS

<b><u>AM COUNT TIME</u></b>	<b><u>DATE COUNTED</u></b>	<b><u>DAY OF THE WEEK</u></b>	<b><u>PEAK HOUR</u></b>	<b><u>WEATHER</u></b>
FROM: 4:00 PM	May 15, 2023	Monday	FROM: 4:30 PM	Cloudy
TO: 6:00 PM			TO: 5:30 PM	

TIME		COUNT LOCATION																			
		Arb/CC		L-1a		L-1b		L-1c		L-2a		L-3b		PS-1a		PS-1b		L-9a		L-17a	
FROM:	TO:	IN	OUT	IN	OUT	IN	OUT	IN	OUT	IN	OUT	IN	OUT	IN	OUT	IN	OUT	IN	OUT	IN	OUT
4:00 PM	5:00 PM		42		179		97		2		193		26		77		69		10		93
4:15 PM	5:15 PM		56		204		90		4		200		21		78		76		8		104
4:30 PM	5:30 PM		59		216		90		3		209		21		89		73		8		119
4:45 PM	5:45 PM		61		206		78		3		201		16		95		63		9		121
5:00 PM	6:00 PM		55		188		72		4		190		11		92		60		10		115
		out		out		out		out		out		out		in		in		out			

TIME		COUNT LOCATION																TOTAL			
		L-18a		L-18b		L-18c		PS-5a		PS-5b		L-20a		I-20b		Searsville Eas				Searsville Wes	
FROM:	TO:	IN	OUT	IN	OUT	IN	OUT	IN	OUT	IN	OUT	IN	OUT	IN	OUT	IN	OUT	IN	OUT	IN	OUT
4:00 PM	5:00 PM		10		12		55		163		18		3		165		2		7		1223
4:15 PM	5:15 PM		16		13		49		170		19		3		171				7		1289
4:30 PM	5:30 PM		22		16		54		186		16		5		191				3		1380
4:45 PM	5:45 PM		18		24		57		184		17		8		189		1		1		1352
5:00 PM	6:00 PM		22		28		68		171		17		11		184		2		1		1301
		in		in		in		in		in		in		in							

TOTAL PEAK HOUR TRAFFIC: 1380



## STANFORD UNIVERSITY PARKING COUNTS

**AM COUNT TIME**

**FROM:** 4:00 PM  
**TO:** 6:00 PM

**DATE COUNTED**

May 16, 2023

**DAY OF THE WEEK**

Tuesday

**PEAK HOUR**

**FROM:** 4:45 PM  
**TO:** 5:45 PM

**WEATHER**

Cloudy

TIME		COUNT LOCATION																		L-17a	
		Arb/CC		L-1a		L-1b		L-1c		L-2a		L-3b		PS-1a		PS-1b		L-9a		IN	OUT
FROM:	TO:	IN	OUT	IN	OUT	IN	OUT	IN	OUT	IN	OUT	IN	OUT	IN	OUT	IN	OUT	IN	OUT	IN	OUT
4:00 PM	5:00 PM		38		195		93		4		194		28		80		73		13		94
4:15 PM	5:15 PM		42		229		86		3		207		22		96		83		9		115
4:30 PM	5:30 PM		49		256		75		3		211		18		99		82		9		108
4:45 PM	5:45 PM		52		237		74		1		206		24		111		92		5		104
5:00 PM	6:00 PM		48		199		61		2		212		20		107		86		4	in	
			out		out		out		out		out		out		in		in		out		

TIME		COUNT LOCATION																		TOTAL	
		L-18a		L-18b		L-18c		PS-5a		PS-5b		L-20a		I-20b		Searsville East		Searsville West		IN	OUT
FROM:	TO:	IN	OUT	IN	OUT	IN	OUT	IN	OUT	IN	OUT	IN	OUT	IN	OUT	IN	OUT	IN	OUT	IN	OUT
4:00 PM	5:00 PM		23		23		47		128		29		16		185		12		1		1286
4:15 PM	5:15 PM		20		19		54		149		26		14		187		15		3		1379
4:30 PM	5:30 PM		23		20		59		165		23		12		184		14		4		1414
4:45 PM	5:45 PM		24		26		57		178		23		7		182		10		4		1417
5:00 PM	6:00 PM		22		23		58		182		18		10		162		9		7		1230
			in		in		in		in		in		in								

TOTAL PEAK HOUR TRAFFIC: 1417



## STANFORD UNIVERSITY PARKING COUNTS

**AM COUNT TIME**

FROM: 4:00 PM  
TO: 6:00 PM

**DATE COUNTED**

May 17, 2023

**DAY OF THE WEEK**

Wednesday

**PEAK HOUR**

FROM: 4:15 PM  
TO: 5:15 PM

**WEATHER**

#N/A

TIME		COUNT LOCATION																			
		Arb/CC		L-1a		L-1b		L-1c		L-2a		L-3b		PS-1a		PS-1b		L-9a		L-17a	
FROM:	TO:	IN	OUT	IN	OUT	IN	OUT	IN	OUT	IN	OUT	IN	OUT	IN	OUT	IN	OUT	IN	OUT	IN	OUT
4:00 PM	5:00 PM		43		205		102		4		206		26		98		64		10		89
4:15 PM	5:15 PM		51		210		102		5		215		34		99		77		9		98
4:30 PM	5:30 PM		45		218		89		5		212		28		88		83		8		103
4:45 PM	5:45 PM		50		217		84		5		196		23		80		82		7		105
5:00 PM	6:00 PM		44		200		77		3		189		26		82		90		4		95
		out		out		out		out		out		out		in		in		out		in	

TIME		COUNT LOCATION																TOTAL			
		L-18a		L-18b		L-18c		PS-5a		PS-5b		L-20a		I-20b		Searsville Eas				Searsville Wes	
FROM:	TO:	IN	OUT	IN	OUT	IN	OUT	IN	OUT	IN	OUT	IN	OUT	IN	OUT	IN	OUT	IN	OUT	IN	OUT
4:00 PM	5:00 PM		26		16		52		131		19		3		157		4		3		1258
4:15 PM	5:15 PM		25		17		57		154		16		3		169		6		4		1351
4:30 PM	5:30 PM		23		17		52		158		14		1		188		8		4		1344
4:45 PM	5:45 PM		25		11		56		161		15		1		190		7		4		1319
5:00 PM	6:00 PM		17		12		62		159		19		4		176		7		3		1269
		in		in		in		in		in		in		in		in		in		in	

TOTAL PEAK HOUR TRAFFIC: 1351



## STANFORD UNIVERSITY PARKING COUNTS

<b><u>AM COUNT TIME</u></b>	<b><u>DATE COUNTED</u></b>	<b><u>DAY OF THE WEEK</u></b>	<b><u>PEAK HOUR</u></b>	<b><u>WEATHER</u></b>
FROM: 4:00 PM	May 18, 2023	Thursday	FROM: 4:45 PM	#N/A
TO: 6:00 PM			TO: 5:45 PM	

TIME		COUNT LOCATION																			
		Arb/CC		L-1a		L-1b		L-1c		L-2a		L-3b		PS-1a		PS-1b		L-9a		L-17a	
FROM:	TO:	IN	OUT	IN	OUT	IN	OUT	IN	OUT	IN	OUT	IN	OUT	IN	OUT	IN	OUT	IN	OUT	IN	OUT
4:00 PM	5:00 PM		33		181		76		5		200		15		70		69		9		86
4:15 PM	5:15 PM		34		197		70		1		209		20		79		81		7		92
4:30 PM	5:30 PM		38		208		63		1		202		18		79		76		7		97
4:45 PM	5:45 PM		37		225		55		1		195		19		86		68		3		101
5:00 PM	6:00 PM		41		194		44		1		183		22		86		84		4		101
		out		out		out		out		out		out		in		in		out		in	

TIME		COUNT LOCATION																TOTAL			
		L-18a		L-18b		L-18c		PS-5a		PS-5b		L-20a		I-20b		Searsville Eas				Searsville Wes	
FROM:	TO:	IN	OUT	IN	OUT	IN	OUT	IN	OUT	IN	OUT	IN	OUT	IN	OUT	IN	OUT	IN	OUT	IN	OUT
4:00 PM	5:00 PM		22		17		44		143		19		10		167		6		2		1174
4:15 PM	5:15 PM		16		18		62		163		22		10		186		8		2		1277
4:30 PM	5:30 PM		19		20		67		180		17		12		186		11		1		1302
4:45 PM	5:45 PM		12		16		75		184		19		15		187		11		2		1311
5:00 PM	6:00 PM		17		20		69		167		20		16		174		6		3		1252
		in		in		in		in		in		in		in		in		in		in	

TOTAL PEAK HOUR TRAFFIC: 1311



## STANFORD UNIVERSITY PARKING COUNTS

<b><u>AM COUNT TIME</u></b>	<b><u>DATE COUNTED</u></b>	<b><u>DAY OF THE WEEK</u></b>	<b><u>PEAK HOUR</u></b>	<b><u>WEATHER</u></b>
FROM: 4:00 PM	May 19, 2023	Friday	FROM: 4:30 PM	#N/A
TO: 6:00 PM			TO: 5:30 PM	

TIME		COUNT LOCATION																			
		Arb/CC		L-1a		L-1b		L-1c		L-2a		L-3b		PS-1a		PS-1b		L-9a		L-17a	
FROM:	TO:	IN	OUT	IN	OUT	IN	OUT	IN	OUT	IN	OUT	IN	OUT	IN	OUT	IN	OUT	IN	OUT	IN	OUT
4:00 PM	5:00 PM		42		177		101		2		183		25		50		67		9		85
4:15 PM	5:15 PM		53		189		97		4		196		23		68		62		8		101
4:30 PM	5:30 PM		54		212		97		4		211		17		89		76		7		108
4:45 PM	5:45 PM		47		178		89		4		209		16		83		67		2		107
5:00 PM	6:00 PM		43		158		73		4		209		11		84		69		4		107
		out		out		out		out		out		out		in		in		out		in	

TIME		COUNT LOCATION																TOTAL			
		L-18a		L-18b		L-18c		PS-5a		PS-5b		L-20a		I-20b		Searsville Eas				Searsville Wes	
FROM:	TO:	IN	OUT	IN	OUT	IN	OUT	IN	OUT	IN	OUT	IN	OUT	IN	OUT	IN	OUT	IN	OUT	IN	OUT
4:00 PM	5:00 PM		14		5		56		123		21		5		137		4		1		1107
4:15 PM	5:15 PM		18		11		57		133		23		2		147		3		3		1198
4:30 PM	5:30 PM		20		15		67		153		24		0		156		2		4		1316
4:45 PM	5:45 PM		21		22		61		169		23		0		151		0		6		1255
5:00 PM	6:00 PM		20		22		72		167		18		2		138		1		5		1207
		in		in		in		in		in		in		in		in		in		in	

TOTAL PEAK HOUR TRAFFIC: 1316





## STANFORD UNIVERSITY PARKING COUNTS

**AM COUNT TIME**

**FROM: 7:00 AM**  
**TO: 9:00 AM**

**DATE COUNTED**

May 22, 2023

**DAY OF THE WEEK**

Monday

**PEAK HOUR**

**FROM: 7:15 AM**  
**TO: 8:15 AM**

**WEATHER**

Cloudy

TIME		COUNT LOCATION																			
		Arb/CC		L-1a		L-1b		L-1c		L-2a		L-3b		PS-1a		PS-1b		L-9a		L-17a	
FROM:	TO:	IN	OUT	IN	OUT	IN	OUT	IN	OUT	IN	OUT	IN	OUT	IN	OUT	IN	OUT	IN	OUT	IN	OUT
7:00 AM	8:00 AM	19		219		52		9		266		24		15		85		7		72	
7:15 AM	8:15 AM	32		235		63		6		261		25		16		84		8		78	
7:30 AM	8:30 AM	35		220		73		4		252		22		19		84		11		91	
7:45 AM	8:45 AM	41		209		102		3		219		14		21		74		11		116	
8:00 AM	9:00 AM	50		177		109		2		183		11		21		76		6		130	
		out		out		out		out		out		out		in		in		IN		IN	

TIME		COUNT LOCATION																		TOTAL	
		L-18a		L-18b		L-18c		PS-5a		PS-5b		L-20a		L-20b		Searsville East		Searsville West			
FROM:	TO:	IN	OUT	IN	OUT	IN	OUT	IN	OUT	IN	OUT	IN	OUT	IN	OUT	IN	OUT	IN	OUT	IN	OUT
7:00 AM	8:00 AM	45		23		18		187		28		3		147		4		1		1,224	
7:15 AM	8:15 AM	38		23		22		175		31		3		148		7		2		1,257	
7:30 AM	8:30 AM	34		28		24		160		25		2		138		9		1		1,232	
7:45 AM	8:45 AM	26		28		32		157		21		0		144		9		6		1,233	
8:00 AM	9:00 AM	18		37		36		134		25		0		140		11		6		1,172	
		in		in		in		in		in		in		in							

TOTAL PEAK HOUR TRAFFIC: 1257



## STANFORD UNIVERSITY PARKING COUNTS

<b><u>AM COUNT TIME</u></b>	<b><u>DATE COUNTED</u></b>	<b><u>DAY OF THE WEEK</u></b>	<b><u>PEAK HOUR</u></b>	<b><u>WEATHER</u></b>
FROM: 7:00 AM	May 23, 2023	Tuesday	FROM: 7:45 AM	Mostly Cloudy
TO: 9:00 AM			TO: 8:45 AM	

TIME		COUNT LOCATION																				
		Arb/CC		L-1a		L-1b		L-1c		L-2a		L-3b		PS-1a		PS-1b		L-9a		L-17a		
FROM:	TO:	IN	OUT	IN	OUT	IN	OUT	IN	OUT	IN	OUT	IN	OUT	IN	OUT	IN	OUT	IN	OUT	IN	OUT	
7:00 AM	8:00 AM	8		202		63		7		230		34		28		66		5		78		
7:15 AM	8:15 AM	15		212		77		8		243		32		21		61		7		82		
7:30 AM	8:30 AM	24		210		91		6		247		26		22		69		8		93		
7:45 AM	8:45 AM	40		188		95		4		245		14		19		91		13		118		
8:00 AM	9:00 AM	46		170		94		4		217		17		21		93		14		133		
			out		out		out		out		out		out		in		in		out		in	

TIME		COUNT LOCATION																		TOTAL		
		L-18a		L-18b		L-18c		PS-5a		PS-5b		L-20a		I-20b		Searsville East		Searsville West				
FROM:	TO:	IN	OUT	IN	OUT	IN	OUT	IN	OUT	IN	OUT	IN	OUT	IN	OUT	IN	OUT	IN	OUT	IN	OUT	
7:00 AM	8:00 AM	31		34		21		183		25		2		149		3		5		1174		
7:15 AM	8:15 AM	33		28		21		172		25		2		156		7		7		1209		
7:30 AM	8:30 AM	24		34		15		149		26		0		154		10		7		1215		
7:45 AM	8:45 AM	25		41		24		152		27		0		147		9		3		1255		
8:00 AM	9:00 AM	28		41		27		155		30		1		147		9		4		1251		
					in		in		in		in		in		in		in					

TOTAL PEAK HOUR TRAFFIC: 1255



## STANFORD UNIVERSITY PARKING COUNTS

**AM COUNT TIME**

**FROM: 7:00 AM**  
**TO: 9:00 AM**

**DATE COUNTED**

May 24, 2023

**DAY OF THE WEEK**

Wednesday

**PEAK HOUR**

**FROM: #N/A**  
**TO: #N/A**

**WEATHER**

Mostly Cloudy

TIME		COUNT LOCATION																			
		Arb/CC		L-1a		L-1b		L-1c		L-2a		L-3b		PS-1a		PS-1b		L-9a		L-17a	
FROM:	TO:	IN	OUT	IN	OUT	IN	OUT	IN	OUT	IN	OUT	IN	OUT	IN	OUT	IN	OUT	IN	OUT	IN	OUT
7:00 AM	8:00 AM	21		202		54		8		246		25		35		67		4		78	
7:15 AM	8:15 AM	25		216		68		10		258		21		34		67		2		93	
7:30 AM	8:30 AM	36		215		91		6		251		14		34		87		3		102	
7:45 AM	8:45 AM	44		185		107		6		235		10		26		105		3		125	
8:00 AM	9:00 AM	49		182		120		10		182		5		29		111		4		138	
			out		out		out		out		out		out		in		in		out		in

TIME		COUNT LOCATION																		TOTAL	
		L-18a		L-18b		L-18c		PS-5a		PS-5b		L-20a		I-20b		Searsville East		Searsville West			
FROM:	TO:	IN	OUT	IN	OUT	IN	OUT	IN	OUT	IN	OUT	IN	OUT	IN	OUT	IN	OUT	IN	OUT	IN	OUT
7:00 AM	8:00 AM	32		26		15		192		26		2		143		12		3		1191	
7:15 AM	8:15 AM	30		22		16		183		26		2		148		17		2		1240	
7:30 AM	8:30 AM	35		25		19		162		29		3		131		16		3		1262	
7:45 AM	8:45 AM	36		31		20		138		34		3		131		10		3		1252	
8:00 AM	9:00 AM	26		40		28		147		27		1		138		15		8		1260	
			in		in		in		in		in		in								

TOTAL PEAK HOUR TRAFFIC: 0



## STANFORD UNIVERSITY PARKING COUNTS

<b><u>AM COUNT TIME</u></b>	<b><u>DATE COUNTED</u></b>	<b><u>DAY OF THE WEEK</u></b>	<b><u>PEAK HOUR</u></b>	<b><u>WEATHER</u></b>
FROM: 7:00 AM	May 25, 2023	Thursday	FROM: #N/A	Cloudy
TO: 9:00 AM			TO: #N/A	

TIME		COUNT LOCATION																			
		Arb/CC		L-1a		L-1b		L-1c		L-2a		L-3b		PS-1a		PS-1b		L-9a		L-17a	
FROM:	TO:	IN	OUT	IN	OUT	IN	OUT	IN	OUT	IN	OUT	IN	OUT	IN	OUT	IN	OUT	IN	OUT	IN	OUT
7:00 AM	8:00 AM	21		203		57		7		224		27		20		84		7		74	
7:15 AM	8:15 AM	24		210		67		7		223		25		29		77		7		90	
7:30 AM	8:30 AM	43		207		85		9		215		20		26		78		9		94	
7:45 AM	8:45 AM	49		202		96		9		222		15		25		86		10		114	
8:00 AM	9:00 AM	52		182		102		8		184		15		31		98		6		134	
		out		out		out		out		out		out		in		in		out		in	

TIME		COUNT LOCATION																TOTAL			
		L-18a		L-18b		L-18c		PS-5a		PS-5b		L-20a		I-20b		Searsville East				Searsville West	
FROM:	TO:	IN	OUT	IN	OUT	IN	OUT	IN	OUT	IN	OUT	IN	OUT	IN	OUT	IN	OUT	IN	OUT	IN	OUT
7:00 AM	8:00 AM	30		24		24		178		29		7		143		2		5		1166	
7:15 AM	8:15 AM	28		18		29		161		29		4		143		10		2		1183	
7:30 AM	8:30 AM	26		19		34		135		28		3		137		10		3		1181	
7:45 AM	8:45 AM	20		20		37		122		29		1		111		12		5		1185	
8:00 AM	9:00 AM	16		19		40		147		25		0		121		14		7		1201	
		in		in		in		in		in		in		in		in		in		in	

TOTAL PEAK HOUR TRAFFIC: 0



## STANFORD UNIVERSITY PARKING COUNTS

**AM COUNT TIME**

**FROM: 7:00 AM**  
**TO: 9:00 AM**

**DATE COUNTED**

May 26, 2023

**DAY OF THE WEEK**

Friday

**PEAK HOUR**

**FROM: #N/A**  
**TO: #N/A**

**WEATHER**

Mostly Cloudy

TIME		COUNT LOCATION																			
		Arb/CC		L-1a		L-1b		L-1c		L-2a		L-3b		PS-1a		PS-1b		L-9a		L-17a	
FROM:	TO:	IN	OUT	IN	OUT	IN	OUT	IN	OUT	IN	OUT	IN	OUT	IN	OUT	IN	OUT	IN	OUT	IN	OUT
7:00 AM	8:00 AM	9		172		50		9		182		29		19		57		6		56	
7:15 AM	8:15 AM	17		179		51		10		191		28		18		60		7		73	
7:30 AM	8:30 AM	32		170		69		8		188		16		17		61		9		91	
7:45 AM	8:45 AM	40		146		78		6		168		12		8		58		9		123	
8:00 AM	9:00 AM	47		127		96		2		157		7		11		68		6		134	
			out		out		out		out		out		out		in		in		out		in

TIME		COUNT LOCATION																	TOTAL		
		L-18a		L-18b		L-18c		PS-5a		PS-5b		L-20a		I-20b		Searsville East		Searsville West		IN	OUT
FROM:	TO:	IN	OUT	IN	OUT	IN	OUT	IN	OUT	IN	OUT	IN	OUT	IN	OUT	IN	OUT	IN	OUT	IN	OUT
7:00 AM	8:00 AM	24		25		18		153		22		5		113		3		4		956	
7:15 AM	8:15 AM	24		26		21		145		17		5		108		6		4		990	
7:30 AM	8:30 AM	24		30		18		136		21		3		114		7		5		1019	
7:45 AM	8:45 AM	24		30		15		118		23		1		125		7		3		994	
8:00 AM	9:00 AM	22		30		20		110		25		0		133		7		5		1007	
			in		in		in		in		in		in								

TOTAL PEAK HOUR TRAFFIC: 0



## STANFORD UNIVERSITY PARKING COUNTS

**AM COUNT TIME**

**FROM:** 4:00 PM  
**TO:** 6:00 PM

**DATE COUNTED**

May 22, 2023

**DAY OF THE WEEK**

Monday

**PEAK HOUR**

**FROM:** 4:30 PM  
**TO:** 5:30 PM

**WEATHER**

Cloudy

TIME		COUNT LOCATION																			
		Arb/CC		L-1a		L-1b		L-1c		L-2a		L-3b		PS-1a		PS-1b		L-9a		L-17a	
FROM:	TO:	IN	OUT	IN	OUT	IN	OUT	IN	OUT	IN	OUT	IN	OUT	IN	OUT	IN	OUT	IN	OUT	IN	OUT
4:00 PM	5:00 PM		32		179		92		4		225		27		77		74		14		83
4:15 PM	5:15 PM		43		195		76		5		270		27		82		73		11		82
4:30 PM	5:30 PM		46		196		65		4		272		27		87		72		8		88
4:45 PM	5:45 PM		53		180		62		3		248		27		95		71		4		91
5:00 PM	6:00 PM		54		180		56		3		230		21		92		70		3		94
		out		out		out		out		out		out		in		in		out			

TIME		COUNT LOCATION																		TOTAL	
		L-18a		L-18b		L-18c		PS-5a		PS-5b		L-20a		I-20b		Searsville Eas		Searsville Wes			
FROM:	TO:	IN	OUT	IN	OUT	IN	OUT	IN	OUT	IN	OUT	IN	OUT	IN	OUT	IN	OUT	IN	OUT	IN	OUT
4:00 PM	5:00 PM		17		14		57		135		17		2		171				3		1223
4:15 PM	5:15 PM		15		18		52		152		15		3		177		2		4		1302
4:30 PM	5:30 PM		18		20		52		181		17		4		196		4		3		1360
4:45 PM	5:45 PM		15		18		61		177		16		8		179		6		3		1317
5:00 PM	6:00 PM		19		15		53		162		16		13		184		7		4		1276
		in		in		in		in		in		in		in							

TOTAL PEAK HOUR TRAFFIC: 1360



## STANFORD UNIVERSITY PARKING COUNTS

**AM COUNT TIME**

**FROM:** 4:00 PM  
**TO:** 6:00 PM

**DATE COUNTED**

May 23, 2023

**DAY OF THE WEEK**

Tuesday

**PEAK HOUR**

**FROM:** 4:30 PM  
**TO:** 5:30 PM

**WEATHER**

Mostly Cloudy

TIME		COUNT LOCATION																		L-17a	
		Arb/CC		L-1a		L-1b		L-1c		L-2a		L-3b		PS-1a		PS-1b		L-9a		IN	OUT
FROM:	TO:	IN	OUT	IN	OUT	IN	OUT	IN	OUT	IN	OUT	IN	OUT	IN	OUT	IN	OUT	IN	OUT	IN	OUT
4:00 PM	5:00 PM		34		213		93		5		185		23		91		76		11		90
4:15 PM	5:15 PM		41		231		95		5		199		20		93		89		7		109
4:30 PM	5:30 PM		43		223		82		3		219		18		93		96		6		108
4:45 PM	5:45 PM		48		212		79		5		229		15		97		94		4		104
5:00 PM	6:00 PM		49		194		55		4		211		18		100		90		3	in	
			out		out		out		out		out		out		in		in		out		

TIME		COUNT LOCATION																		TOTAL	
		L-18a		L-18b		L-18c		PS-5a		PS-5b		L-20a		I-20b		Searsville East		Searsville West		IN	OUT
FROM:	TO:	IN	OUT	IN	OUT	IN	OUT	IN	OUT	IN	OUT	IN	OUT	IN	OUT	IN	OUT	IN	OUT	IN	OUT
4:00 PM	5:00 PM		18		8		74		145		24		9		180		5		4		1305
4:15 PM	5:15 PM		21		14		76		172		22		9		178		7		6		1394
4:30 PM	5:30 PM		22		18		68		183		26		12		171		8		10		1409
4:45 PM	5:45 PM		26		21		71		181		23		6		163		10		7		1395
5:00 PM	6:00 PM		25		22		86		170		19		6		166		10		6		1234
			in		in		in		in		in		in								

TOTAL PEAK HOUR TRAFFIC: 1409



## STANFORD UNIVERSITY PARKING COUNTS

**AM COUNT TIME**

**FROM: 4:00 PM**  
**TO: 6:00 PM**

**DATE COUNTED**

May 24, 2023

**DAY OF THE WEEK**

Wednesday

**PEAK HOUR**

**FROM: 4:30 PM**  
**TO: 5:30 PM**

**WEATHER**

#N/A

TIME		COUNT LOCATION																			
		Arb/CC		L-1a		L-1b		L-1c		L-2a		L-3b		PS-1a		PS-1b		L-9a		L-17a	
FROM:	TO:	IN	OUT	IN	OUT	IN	OUT	IN	OUT	IN	OUT	IN	OUT	IN	OUT	IN	OUT	IN	OUT	IN	OUT
4:00 PM	5:00 PM		37		181		110		6		189		30		74		92		11		92
4:15 PM	5:15 PM		44		184		114		4		195		30		75		87		10		94
4:30 PM	5:30 PM		54		206		106		4		197		36		92		79		8		107
4:45 PM	5:45 PM		61		203		85		2		191		39		77		74		8		102
5:00 PM	6:00 PM		50		191		67		1		201		33		86		68		4		104
		out		out		out		out		out		out		in		in		out		in	

TIME		COUNT LOCATION																TOTAL			
		L-18a		L-18b		L-18c		PS-5a		PS-5b		L-20a		I-20b		Searsville Eas				Searsville Wes	
FROM:	TO:	IN	OUT	IN	OUT	IN	OUT	IN	OUT	IN	OUT	IN	OUT	IN	OUT	IN	OUT	IN	OUT	IN	OUT
4:00 PM	5:00 PM		25		16		69		145		12		2		153		13		7		1264
4:15 PM	5:15 PM		20		19		56		149		15		0		165		14		6		1281
4:30 PM	5:30 PM		16		25		57		157		18		3		171		13		4		1353
4:45 PM	5:45 PM		13		27		58		164		19		3		182		9		2		1319
5:00 PM	6:00 PM		15		30		53		154		20		4		164		10		5		1260
		in		in		in		in		in		in		in		in		in		in	

TOTAL PEAK HOUR TRAFFIC: 1353





## STANFORD UNIVERSITY PARKING COUNTS

**AM COUNT TIME**

**FROM: 4:00 PM**  
**TO: 6:00 PM**

**DATE COUNTED**

May 25, 2023

**DAY OF THE WEEK**

Thursday

**PEAK HOUR**

**FROM: 4:30 PM**  
**TO: 5:30 PM**

**WEATHER**

#N/A

TIME		COUNT LOCATION																			
		Arb/CC		L-1a		L-1b		L-1c		L-2a		L-3b		PS-1a		PS-1b		L-9a		L-17a	
FROM:	TO:	IN	OUT	IN	OUT	IN	OUT	IN	OUT	IN	OUT	IN	OUT	IN	OUT	IN	OUT	IN	OUT	IN	OUT
4:00 PM	5:00 PM		35		163		93		5		203		37		74		70		9		85
4:15 PM	5:15 PM		44		153		77		5		207		41		82		61		8		91
4:30 PM	5:30 PM		52		185		74		3		204		37		88		66		7		106
4:45 PM	5:45 PM		55		199		63		2		215		25		90		65		4		101
5:00 PM	6:00 PM		50		194		59		4		202		24		91		67		2		101
		out		out		out		out		out		out		in		in		out		in	

TIME		COUNT LOCATION																TOTAL			
		L-18a		L-18b		L-18c		PS-5a		PS-5b		L-20a		I-20b		Searsville Eas				Searsville Wes	
FROM:	TO:	IN	OUT	IN	OUT	IN	OUT	IN	OUT	IN	OUT	IN	OUT	IN	OUT	IN	OUT	IN	OUT	IN	OUT
4:00 PM	5:00 PM		16		16		58		129		23		4		152		29		7		1208
4:15 PM	5:15 PM		14		23		66		146		27		10		146		28		8		1237
4:30 PM	5:30 PM		15		20		65		152		27		12		150		20		7		1290
4:45 PM	5:45 PM		15		20		59		157		26		12		154		10		4		1276
5:00 PM	6:00 PM		14		18		61		157		23		14		150		4		3		1238
		in		in		in		in		in		in		in		in		in		in	

TOTAL PEAK HOUR TRAFFIC: 1290



## STANFORD UNIVERSITY PARKING COUNTS

<b><u>AM COUNT TIME</u></b>	<b><u>DATE COUNTED</u></b>	<b><u>DAY OF THE WEEK</u></b>	<b><u>PEAK HOUR</u></b>	<b><u>WEATHER</u></b>
FROM: 4:00 PM	May 26, 2023	Friday	FROM: 4:45 PM	#N/A
TO: 6:00 PM			TO: 5:45 PM	

TIME		COUNT LOCATION																			
		Arb/CC		L-1a		L-1b		L-1c		L-2a		L-3b		PS-1a		PS-1b		L-9a		L-17a	
FROM:	TO:	IN	OUT	IN	OUT	IN	OUT	IN	OUT	IN	OUT	IN	OUT	IN	OUT	IN	OUT	IN	OUT	IN	OUT
4:00 PM	5:00 PM		44		129		80		7		132		14		73		62		10		73
4:15 PM	5:15 PM		45		151		79		6		163		18		79		57		8		74
4:30 PM	5:30 PM		48		147		69		6		182		22		90		59		8		72
4:45 PM	5:45 PM		47		155		67		6		191		19		97		58		4		83
5:00 PM	6:00 PM		34		149		51		2		173		21		89		62		3		92
		out		out		out		out		out		out		in		in		out		in	

TIME		COUNT LOCATION																TOTAL			
		L-18a		L-18b		L-18c		PS-5a		PS-5b		L-20a		I-20b		Searsville Eas				Searsville Wes	
FROM:	TO:	IN	OUT	IN	OUT	IN	OUT	IN	OUT	IN	OUT	IN	OUT	IN	OUT	IN	OUT	IN	OUT	IN	OUT
4:00 PM	5:00 PM		19		8		54		114		13		3		119		1		3		958
4:15 PM	5:15 PM		19		8		54		137		13		3		131		2		5		1052
4:30 PM	5:30 PM		20		14		61		153		16		1		132		5		4		1109
4:45 PM	5:45 PM		27		17		62		156		15		2		139		7		4		1156
5:00 PM	6:00 PM		30		16		60		153		19		5		156		7		3		1125
		in		in		in		in		in		in		in		in		in		in	

TOTAL PEAK HOUR TRAFFIC: 1156



## STANFORD UNIVERSITY PARKING COUNTS

**AM COUNT TIME**

**FROM: 7:00 AM**  
**TO: 9:00 AM**

**DATE COUNTED**

#REF!

**DAY OF THE WEEK**

Monday

**PEAK HOUR**

**FROM: 7:00 AM**  
**TO: 8:00 AM**

**WEATHER**

#REF!

TIME		COUNT LOCATION																			
		Arb/CC		L-1a		L-1b		L-1c		L-2a		L-3b		PS-1a		PS-1b		L-9a		L-17a	
FROM:	TO:	IN	OUT	IN	OUT	IN	OUT	IN	OUT	IN	OUT	IN	OUT	IN	OUT	IN	OUT	IN	OUT	IN	OUT
7:00 AM	8:00 AM			223		19		6		263		14		44		78		12		78	
7:15 AM	8:15 AM			252		19		5		246		14		39		78		10		91	
7:30 AM	8:30 AM			271		17		8		214		13		36		73		9		121	
7:45 AM	8:45 AM			237		13		6		167		12		42		80		5		136	
8:00 AM	9:00 AM			218		12		4		142		12		50		73		4		141	
			out		out		out		out		out		out		in		in		IN		IN

TIME		COUNT LOCATION																		TOTAL		
		L-18a		L-18b		L-18c		PS-5a		PS-5b		L-20a		L-20b		Searsville East		Searsville West				
FROM:	TO:	IN	OUT	IN	OUT	IN	OUT	IN	OUT	IN	OUT	IN	OUT	IN	OUT	IN	OUT	IN	OUT	IN	OUT	
7:00 AM	8:00 AM	42		31		17		176		33		5		114		4		10				1,169
7:15 AM	8:15 AM	42		28		15		146		27		6		112		5		10				1,145
7:30 AM	8:30 AM	35		33		15		127		30		9		101		3		7				1,122
7:45 AM	8:45 AM	28		33		21		121		26		10		105		2		8				1,052
8:00 AM	9:00 AM	23		28		28		136		27		8		113		3		9				1,031
			in		in		in		in		in		in		in		in					

TOTAL PEAK HOUR TRAFFIC: 1169



## STANFORD UNIVERSITY PARKING COUNTS

<b><u>AM COUNT TIME</u></b>	<b><u>DATE COUNTED</u></b>	<b><u>DAY OF THE WEEK</u></b>	<b><u>PEAK HOUR</u></b>	<b><u>WEATHER</u></b>
FROM: 7:00 AM	#REF!	Tuesday	FROM: 7:15 AM	#REF!
TO: 9:00 AM			TO: 8:15 AM	

TIME		COUNT LOCATION																			
		Arb/CC		L-1a		L-1b		L-1c		L-2a		L-3b		PS-1a		PS-1b		L-9a		L-17a	
FROM:	TO:	IN	OUT	IN	OUT	IN	OUT	IN	OUT	IN	OUT	IN	OUT	IN	OUT	IN	OUT	IN	OUT	IN	OUT
7:00 AM	8:00 AM			250		19		12		272		29		46		70		12		73	
7:15 AM	8:15 AM			289		28		18		253		28		44		77		10		86	
7:30 AM	8:30 AM			291		31		22		216		28		42		75		7		102	
7:45 AM	8:45 AM			258		36		34		177		23		47		79		2		118	
8:00 AM	9:00 AM			228		35		40		149		16		49		80		2		135	
		out		out		out		out		out		out		in		in		out		in	

TIME		COUNT LOCATION																		TOTAL	
		L-18a		L-18b		L-18c		PS-5a		PS-5b		L-20a		I-20b		Searsville East		Searsville West			
FROM:	TO:	IN	OUT	IN	OUT	IN	OUT	IN	OUT	IN	OUT	IN	OUT	IN	OUT	IN	OUT	IN	OUT	IN	OUT
7:00 AM	8:00 AM	43		27		21		158		25		4		132		9		41		1243	
7:15 AM	8:15 AM	44		32		18		133		20		4		134		8		38		1264	
7:30 AM	8:30 AM	35		29		21		113		20		4		132		11		41		1220	
7:45 AM	8:45 AM	27		28		20		113		25		3		135		9		46		1180	
8:00 AM	9:00 AM	24		25		21		126		31		6		131		10		40		1148	
				in		in		in		in		in		in							

TOTAL PEAK HOUR TRAFFIC: 1264



## STANFORD UNIVERSITY PARKING COUNTS

<b><u>AM COUNT TIME</u></b>	<b><u>DATE COUNTED</u></b>	<b><u>DAY OF THE WEEK</u></b>	<b><u>PEAK HOUR</u></b>	<b><u>WEATHER</u></b>
FROM: 7:00 AM	#REF!	Wednesday	FROM: #N/A	#REF!
TO: 9:00 AM			TO: #N/A	

TIME		COUNT LOCATION																			
		Arb/CC		L-1a		L-1b		L-1c		L-2a		L-3b		PS-1a		PS-1b		L-9a		L-17a	
FROM:	TO:	IN	OUT	IN	OUT	IN	OUT	IN	OUT	IN	OUT	IN	OUT	IN	OUT	IN	OUT	IN	OUT	IN	OUT
7:00 AM	8:00 AM			255		32		15		228		18		33		70		16		74	
7:15 AM	8:15 AM			271		36		20		226		12		36		76		14		85	
7:30 AM	8:30 AM			282		33		31		193		17		35		62		9		115	
7:45 AM	8:45 AM			260		32		33		178		18		45		66		3		138	
8:00 AM	9:00 AM			207		39		42		153		20		52		68		2		134	
		out		out		out		out		out		out		in		in		out		in	

TIME		COUNT LOCATION																	TOTAL		
		L-18a		L-18b		L-18c		PS-5a		PS-5b		L-20a		I-20b		Searsville East		Searsville West			
FROM:	TO:	IN	OUT	IN	OUT	IN	OUT	IN	OUT	IN	OUT	IN	OUT	IN	OUT	IN	OUT	IN	OUT	IN	OUT
7:00 AM	8:00 AM	41		25		13		164		34		10		119		2		35		1184	
7:15 AM	8:15 AM	41		21		20		127		33		12		120		4		32		1186	
7:30 AM	8:30 AM	34		23		25		116		24		8		121		3		39		1170	
7:45 AM	8:45 AM	31		24		24		124		30		6		116		7		40		1175	
8:00 AM	9:00 AM	23		32		26		132		24		10		121		8		34		1127	
		in		in		in		in		in		in		in		in		in		in	

TOTAL PEAK HOUR TRAFFIC: 0



## STANFORD UNIVERSITY PARKING COUNTS

<b><u>AM COUNT TIME</u></b>	<b><u>DATE COUNTED</u></b>	<b><u>DAY OF THE WEEK</u></b>	<b><u>PEAK HOUR</u></b>	<b><u>WEATHER</u></b>
FROM: 7:00 AM	#REF!	Thursday	FROM: #N/A	#REF!
TO: 9:00 AM			TO: #N/A	

TIME		COUNT LOCATION																			
		Arb/CC		L-1a		L-1b		L-1c		L-2a		L-3b		PS-1a		PS-1b		L-9a		L-17a	
FROM:	TO:	IN	OUT	IN	OUT	IN	OUT	IN	OUT	IN	OUT	IN	OUT	IN	OUT	IN	OUT	IN	OUT	IN	OUT
7:00 AM	8:00 AM			217		15		3		272		20		54		92		9		66	
7:15 AM	8:15 AM			230		19		1		253		22		48		94		9		88	
7:30 AM	8:30 AM			243		17		1		224		24		46		98		6		114	
7:45 AM	8:45 AM			239		15		1		187		18		46		87		5		140	
8:00 AM	9:00 AM			212		17		5		159		19		49		80		4		159	
		out		out		out		out		out		out		in		in		out		in	

TIME		COUNT LOCATION																		TOTAL	
		L-18a		L-18b		L-18c		PS-5a		PS-5b		L-20a		I-20b		Searsville East		Searsville West			
FROM:	TO:	IN	OUT	IN	OUT	IN	OUT	IN	OUT	IN	OUT	IN	OUT	IN	OUT	IN	OUT	IN	OUT	IN	OUT
7:00 AM	8:00 AM	43		25		13		180		29		5		123		3		42		1211	
7:15 AM	8:15 AM	45		29		12		170		30		6		131		2		38		1227	
7:30 AM	8:30 AM	34		40		15		151		27		5		137		4		30		1216	
7:45 AM	8:45 AM	27		48		19		155		27		5		142		4		34		1199	
8:00 AM	9:00 AM	20		45		26		152		27		6		133		8		32		1153	
		in		in		in		in		in		in		in		in		in		in	

TOTAL PEAK HOUR TRAFFIC: 0



## STANFORD UNIVERSITY PARKING COUNTS

**AM COUNT TIME**

FROM: 7:00 AM  
TO: 9:00 AM

**DATE COUNTED**

#REF!

**DAY OF THE WEEK**

Friday

**PEAK HOUR**

FROM: #N/A  
TO: #N/A

**WEATHER**

#REF!

TIME		COUNT LOCATION																			
		Arb/CC		L-1a		L-1b		L-1c		L-2a		L-3b		PS-1a		PS-1b		L-9a		L-17a	
FROM:	TO:	IN	OUT	IN	OUT	IN	OUT	IN	OUT	IN	OUT	IN	OUT	IN	OUT	IN	OUT	IN	OUT	IN	OUT
7:00 AM	8:00 AM			225		23		2		220		27		38		58		10		62	
7:15 AM	8:15 AM			240		20		2		230		24		35		63		13		70	
7:30 AM	8:30 AM			229		18		0		214		21		39		64		9		90	
7:45 AM	8:45 AM			196		13		0		178		16		40		68		6		112	
8:00 AM	9:00 AM			171		13		0		164		17		41		68		4		132	
			out		out		out		out		out		out		in		in		out		in

TIME		COUNT LOCATION																	TOTAL		
		L-18a		L-18b		L-18c		PS-5a		PS-5b		L-20a		I-20b		Searsville East		Searsville West			
FROM:	TO:	IN	OUT	IN	OUT	IN	OUT	IN	OUT	IN	OUT	IN	OUT	IN	OUT	IN	OUT	IN	OUT	IN	OUT
7:00 AM	8:00 AM	30		18		9		149		13		6		89		5		35		1019	
7:15 AM	8:15 AM	28		16		10		119		13		7		103		4		28		1025	
7:30 AM	8:30 AM	18		20		15		101		17		6		90		5		20		976	
7:45 AM	8:45 AM	18		17		16		106		21		7		96		3		20		933	
8:00 AM	9:00 AM	22		22		20		110		26		6		115		3		17		951	
			in		in		in		in		in		in								

TOTAL PEAK HOUR TRAFFIC: 0



## STANFORD UNIVERSITY PARKING COUNTS

**AM COUNT TIME**

FROM: 4:00 PM  
TO: 6:00 PM

**DATE COUNTED**

#REF!

**DAY OF THE WEEK**

Monday

**PEAK HOUR**

FROM: 5:00 PM  
TO: 6:00 PM

**WEATHER**

#REF!

TIME		COUNT LOCATION																			
		Arb/CC		L-1a		L-1b		L-1c		L-2a		L-3b		PS-1a		PS-1b		L-9a		L-17a	
FROM:	TO:	IN	OUT	IN	OUT	IN	OUT	IN	OUT	IN	OUT	IN	OUT	IN	OUT	IN	OUT	IN	OUT	IN	OUT
4:00 PM	5:00 PM				192		2		2		174		25		69		56		5		93
4:15 PM	5:15 PM				224		9		1		190		25		67		53		6		91
4:30 PM	5:30 PM				232		8		1		188		27		73		62		6		94
4:45 PM	5:45 PM				214		8				202		21		73		69		4		110
5:00 PM	6:00 PM				207		7		1		196		20		69		77		3		115
		out		out		out		out		out		out		in		in		out			

TIME		COUNT LOCATION																		TOTAL	
		L-18a		L-18b		L-18c		PS-5a		PS-5b		L-20a		I-20b		Searsville Eas		Searsville Wes			
FROM:	TO:	IN	OUT	IN	OUT	IN	OUT	IN	OUT	IN	OUT	IN	OUT	IN	OUT	IN	OUT	IN	OUT	IN	OUT
4:00 PM	5:00 PM		27		16		53		129		10		11		152		12		16	1044	1044
4:15 PM	5:15 PM		25		19		63		141		10		13		167		16		18		1138
4:30 PM	5:30 PM		19		20		68		165		10		9		197		14		14		1207
4:45 PM	5:45 PM		20		17		78		161		16		5		200		14		14		1226
5:00 PM	6:00 PM		12		16		87		168		19		9		213		14		7		1240
		in		in		in		in		in		in		in							

TOTAL PEAK HOUR TRAFFIC: 1240





## STANFORD UNIVERSITY PARKING COUNTS

**AM COUNT TIME**

**FROM:** 4:00 PM  
**TO:** 6:00 PM

**DATE COUNTED**

#REF!

**DAY OF THE WEEK**

Tuesday

**PEAK HOUR**

**FROM:** 4:45 PM  
**TO:** 5:45 PM

**WEATHER**

#REF!

TIME		COUNT LOCATION																		L-17a		
		Arb/CC		L-1a		L-1b		L-1c		L-2a		L-3b		PS-1a		PS-1b		L-9a		IN	OUT	
FROM:	TO:	IN	OUT	IN	OUT	IN	OUT	IN	OUT	IN	OUT	IN	OUT	IN	OUT	IN	OUT	IN	OUT	IN	OUT	
4:00 PM	5:00 PM				283		7		17		188		33		74		78		5		105	114
4:15 PM	5:15 PM				304		6		22		210		28		76		70		7		108	108
4:30 PM	5:30 PM				295		8		22		222		22		75		78		7		115	115
4:45 PM	5:45 PM				280		6		21		223		29		74		75		6		106	106
5:00 PM	6:00 PM				262		4		21		219		37		76		75		6	in		
		out		out		out		out		out		out		in		in		out				

TIME		COUNT LOCATION																		TOTAL	
		L-18a		L-18b		L-18c		PS-5a		PS-5b		L-20a		I-20b		Searsville East		Searsville West		IN	OUT
FROM:	TO:	IN	OUT	IN	OUT	IN	OUT	IN	OUT	IN	OUT	IN	OUT	IN	OUT	IN	OUT	IN	OUT	IN	OUT
4:00 PM	5:00 PM		27		12		45		124		18		3		175		30		17	1250	1250
4:15 PM	5:15 PM		22		13		56		136		19		3		183		31		26		1320
4:30 PM	5:30 PM		21		17		69		160		20		4		207		31		30		1403
4:45 PM	5:45 PM		18		23		75		184		22		5		220		30		25		1422
5:00 PM	6:00 PM		17		25		88		178		25		11		214		29		23		1310
		in		in		in		in		in		in									

TOTAL PEAK HOUR TRAFFIC: 1422



## STANFORD UNIVERSITY PARKING COUNTS

<b><u>AM COUNT TIME</u></b>	<b><u>DATE COUNTED</u></b>	<b><u>DAY OF THE WEEK</u></b>	<b><u>PEAK HOUR</u></b>	<b><u>WEATHER</u></b>
FROM: 4:00 PM	#REF!	Wednesday	FROM: 4:45 PM	#REF!
TO: 6:00 PM			TO: 5:45 PM	

TIME		COUNT LOCATION																			
		Arb/CC		L-1a		L-1b		L-1c		L-2a		L-3b		PS-1a		PS-1b		L-9a		L-17a	
FROM:	TO:	IN	OUT	IN	OUT	IN	OUT	IN	OUT	IN	OUT	IN	OUT	IN	OUT	IN	OUT	IN	OUT	IN	OUT
4:00 PM	5:00 PM				287				2		215		38		63		66		9		86
4:15 PM	5:15 PM				290		2		4		218		37		77		64		6		89
4:30 PM	5:30 PM				342		2		4		226		39		79		73		7		91
4:45 PM	5:45 PM				344		3		4		234		26		91		80		4		96
5:00 PM	6:00 PM				296		3		5		222		23		90		83		3		95
		out		out		out		out		out		out		in		in		out		in	

TIME		COUNT LOCATION																TOTAL			
		L-18a		L-18b		L-18c		PS-5a		PS-5b		L-20a		I-20b		Searsville Eas				Searsville Wes	
FROM:	TO:	IN	OUT	IN	OUT	IN	OUT	IN	OUT	IN	OUT	IN	OUT	IN	OUT	IN	OUT	IN	OUT	IN	OUT
4:00 PM	5:00 PM		25		9		49		135		23		10		145		22		17	1201	1201
4:15 PM	5:15 PM		24		10		50		150		24		11		155		24		18		1253
4:30 PM	5:30 PM		26		18		62		168		33		10		159		21		24		1384
4:45 PM	5:45 PM		36		27		72		174		33		9		182		19		21		1455
5:00 PM	6:00 PM		34		27		67		175		33		7		183		18		15		1379
		in		in		in		in		in		in		in		in		in			

TOTAL PEAK HOUR TRAFFIC: 1455



## STANFORD UNIVERSITY PARKING COUNTS

**AM COUNT TIME**

FROM: 4:00 PM  
TO: 6:00 PM

**DATE COUNTED**

#REF!

**DAY OF THE WEEK**

Thursday

**PEAK HOUR**

FROM: 4:45 PM  
TO: 5:45 PM

**WEATHER**

#REF!

TIME		COUNT LOCATION																			
		Arb/CC		L-1a		L-1b		L-1c		L-2a		L-3b		PS-1a		PS-1b		L-9a		L-17a	
FROM:	TO:	IN	OUT	IN	OUT	IN	OUT	IN	OUT	IN	OUT	IN	OUT	IN	OUT	IN	OUT	IN	OUT	IN	OUT
4:00 PM	5:00 PM				230		1		3		188		21		82		59		5		74
4:15 PM	5:15 PM				274		1		3		206		20		85		61		7		86
4:30 PM	5:30 PM				294		1		2		194		17		84		60		8		85
4:45 PM	5:45 PM				305		1		2		176		18		87		66		5		91
5:00 PM	6:00 PM				296		3		4		191		18		86		77		5		97
		out		out		out		out		out		out		in		in		out		in	

TIME		COUNT LOCATION																TOTAL			
		L-18a		L-18b		L-18c		PS-5a		PS-5b		L-20a		I-20b		Searsville Eas				Searsville Wes	
FROM:	TO:	IN	OUT	IN	OUT	IN	OUT	IN	OUT	IN	OUT	IN	OUT	IN	OUT	IN	OUT	IN	OUT	IN	OUT
4:00 PM	5:00 PM		23		9		52		139		19		10		147		16		13	1091	1091
4:15 PM	5:15 PM		24		8		48		149		18		15		150		21		14		1190
4:30 PM	5:30 PM		27		14		50		170		19		17		166		26		11		1245
4:45 PM	5:45 PM		22		16		43		188		21		15		171		34		8		1269
5:00 PM	6:00 PM		19		17		48		173		16		12		174		25		7		1268
		in		in		in		in		in		in		in		in		in		in	

TOTAL PEAK HOUR TRAFFIC: 1269



## STANFORD UNIVERSITY PARKING COUNTS

**AM COUNT TIME**

FROM: 4:00 PM  
TO: 6:00 PM

**DATE COUNTED**

#REF!

**DAY OF THE WEEK**

Friday

**PEAK HOUR**

FROM: 4:45 PM  
TO: 5:45 PM

**WEATHER**

#REF!

TIME		COUNT LOCATION																			
		Arb/CC		L-1a		L-1b		L-1c		L-2a		L-3b		PS-1a		PS-1b		L-9a		L-17a	
FROM:	TO:	IN	OUT	IN	OUT	IN	OUT	IN	OUT	IN	OUT	IN	OUT	IN	OUT	IN	OUT	IN	OUT	IN	OUT
4:00 PM	5:00 PM				190		2		3		153		25		62		56		5		77
4:15 PM	5:15 PM				194		3		3		169		28		71		56		4		85
4:30 PM	5:30 PM				205		2		2		171		19		79		78		4		100
4:45 PM	5:45 PM				198		3		4		173		10		80		78		6		105
5:00 PM	6:00 PM				165		3		3		171		14		70		85		3		104
		out		out		out		out		out		out		in		in		out		in	

TIME		COUNT LOCATION																TOTAL			
		L-18a		L-18b		L-18c		PS-5a		PS-5b		L-20a		I-20b		Searsville Eas				Searsville Wes	
FROM:	TO:	IN	OUT	IN	OUT	IN	OUT	IN	OUT	IN	OUT	IN	OUT	IN	OUT	IN	OUT	IN	OUT	IN	OUT
4:00 PM	5:00 PM		25		12		41		132		18		11		162		8		8	990	990
4:15 PM	5:15 PM		27		19		42		151		11		10		161		13		11		1058
4:30 PM	5:30 PM		27		17		48		176		14		11		157		16		9		1135
4:45 PM	5:45 PM		26		24		47		187		17		16		174		25		6		1179
5:00 PM	6:00 PM		22		27		42		169		15		9		166		23		7		1098
		in		in		in		in		in		in		in		in		in		in	

TOTAL PEAK HOUR TRAFFIC: 1179



## STANFORD UNIVERSITY PARKING COUNTS

**AM COUNT TIME**

**FROM: 7:00 AM**  
**TO: 9:00 AM**

**DATE COUNTED**

October 23, 2023

**DAY OF THE WEEK**

Monday

**PEAK HOUR**

**FROM: 7:00 AM**  
**TO: 8:00 AM**

**WEATHER**

Cloudy

TIME		COUNT LOCATION																			
		Arb/CC		L-1a		L-1b		L-1c		L-2a		L-3b		PS-1a		PS-1b		L-9a		L-17a	
FROM:	TO:	IN	OUT	IN	OUT	IN	OUT	IN	OUT	IN	OUT	IN	OUT	IN	OUT	IN	OUT	IN	OUT	IN	OUT
7:00 AM	8:00 AM			243		14		5		285		37		61		74		10		74	
7:15 AM	8:15 AM			271		11		5		266		37		57		73		8		86	
7:30 AM	8:30 AM			269		11		6		229		35		56		70		8		109	
7:45 AM	8:45 AM			248		9		6		177		29		53		73		4		121	
8:00 AM	9:00 AM			206		8		3		136		25		52		71		4		130	
		out		out		out		out		out		out		in		in		IN		IN	

TIME		COUNT LOCATION																		TOTAL	
		L-18a		L-18b		L-18c		PS-5a		PS-5b		L-20a		L-20b		Searsville East		Searsville West			
FROM:	TO:	IN	OUT	IN	OUT	IN	OUT	IN	OUT	IN	OUT	IN	OUT	IN	OUT	IN	OUT	IN	OUT	IN	OUT
7:00 AM	8:00 AM	34		41		19		185		24		5		134		5		29		1,279	
7:15 AM	8:15 AM	36		40		22		140		21		6		127		8		24		1,238	
7:30 AM	8:30 AM	26		45		21		131		23		5		122		8		22		1,196	
7:45 AM	8:45 AM	23		37		20		123		28		3		131		9		16		1,110	
8:00 AM	9:00 AM	19		40		21		123		26		1		124		9		17		1,015	
		in		in		in		in		in		in		in							

TOTAL PEAK HOUR TRAFFIC: 1279



## STANFORD UNIVERSITY PARKING COUNTS

<b><u>AM COUNT TIME</u></b>	<b><u>DATE COUNTED</u></b>	<b><u>DAY OF THE WEEK</u></b>	<b><u>PEAK HOUR</u></b>	<b><u>WEATHER</u></b>
FROM: 7:00 AM	October 24, 2023	Tuesday	FROM: 7:00 AM	Cloudy
TO: 9:00 AM			TO: 8:00 AM	

TIME		COUNT LOCATION																			
		Arb/CC		L-1a		L-1b		L-1c		L-2a		L-3b		PS-1a		PS-1b		L-9a		L-17a	
FROM:	TO:	IN	OUT	IN	OUT	IN	OUT	IN	OUT	IN	OUT	IN	OUT	IN	OUT	IN	OUT	IN	OUT	IN	OUT
7:00 AM	8:00 AM			277		10		8		254		28		52		87		8		66	
7:15 AM	8:15 AM			297		7		5		227		24		50		87		10		88	
7:30 AM	8:30 AM			291		8		8		199		28		50		79		9		101	
7:45 AM	8:45 AM			257		6		7		172		23		61		86		6		115	
8:00 AM	9:00 AM			220		3		5		145		26		72		98		6		136	
		out		out		out		out		out		out		in		in		out		in	

TIME		COUNT LOCATION																		TOTAL	
		L-18a		L-18b		L-18c		PS-5a		PS-5b		L-20a		I-20b		Searsville East		Searsville West			
FROM:	TO:	IN	OUT	IN	OUT	IN	OUT	IN	OUT	IN	OUT	IN	OUT	IN	OUT	IN	OUT	IN	OUT	IN	OUT
7:00 AM	8:00 AM	30		26		26		149		20		9		131		4		41		1226	
7:15 AM	8:15 AM	30		22		19		128		25		12		138		7		26		1202	
7:30 AM	8:30 AM	22		26		24		113		21		12		129		7		21		1148	
7:45 AM	8:45 AM	20		29		30		114		31		12		140		8		18		1135	
8:00 AM	9:00 AM	21		27		28		122		39		11		142		12		16		1129	
				in		in		in		in		in		in							

TOTAL PEAK HOUR TRAFFIC: 1226



## STANFORD UNIVERSITY PARKING COUNTS

**AM COUNT TIME**

**FROM: 7:00 AM**  
**TO: 9:00 AM**

**DATE COUNTED**

October 25, 2023

**DAY OF THE WEEK**

Wednesday

**PEAK HOUR**

**FROM: #N/A**  
**TO: #N/A**

**WEATHER**

Cloudy

TIME		COUNT LOCATION																			
		Arb/CC		L-1a		L-1b		L-1c		L-2a		L-3b		PS-1a		PS-1b		L-9a		L-17a	
FROM:	TO:	IN	OUT	IN	OUT	IN	OUT	IN	OUT	IN	OUT	IN	OUT	IN	OUT	IN	OUT	IN	OUT	IN	OUT
7:00 AM	8:00 AM			267		7		4		257		27		56		74		12		60	
7:15 AM	8:15 AM			282		6		5		228		25		55		76		13		75	
7:30 AM	8:30 AM			286		7		8		205		26		53		70		8		83	
7:45 AM	8:45 AM			253		11		6		178		24		57		63		4		103	
8:00 AM	9:00 AM			226		12		6		153		21		66		65		3		121	
		out		out		out		out		out		out		in		in		out		in	

TIME		COUNT LOCATION																		TOTAL	
		L-18a		L-18b		L-18c		PS-5a		PS-5b		L-20a		I-20b		Searsville East		Searsville West			
FROM:	TO:	IN	OUT	IN	OUT	IN	OUT	IN	OUT	IN	OUT	IN	OUT	IN	OUT	IN	OUT	IN	OUT	IN	OUT
7:00 AM	8:00 AM	28		37		28		168		19		7		138		16		22		1227	
7:15 AM	8:15 AM	30		30		30		142		21		8		128		15		19		1188	
7:30 AM	8:30 AM	26		29		29		134		25		7		123		14		20		1153	
7:45 AM	8:45 AM	24		26		33		134		30		6		122		11		19		1104	
8:00 AM	9:00 AM	30		24		35		146		33		7		140		9		20		1117	
		in		in		in		in		in		in		in		in		in		in	

TOTAL PEAK HOUR TRAFFIC: 0



## STANFORD UNIVERSITY PARKING COUNTS

**AM COUNT TIME**

FROM: 7:00 AM  
TO: 9:00 AM

**DATE COUNTED**

October 26, 2023

**DAY OF THE WEEK**

Thursday

**PEAK HOUR**

FROM: #N/A  
TO: #N/A

**WEATHER**

Cloudy

TIME		COUNT LOCATION																			
		Arb/CC		L-1a		L-1b		L-1c		L-2a		L-3b		PS-1a		PS-1b		L-9a		L-17a	
FROM:	TO:	IN	OUT	IN	OUT	IN	OUT	IN	OUT	IN	OUT	IN	OUT	IN	OUT	IN	OUT	IN	OUT	IN	OUT
7:00 AM	8:00 AM			246		7		8		257		42		52		75		9		65	
7:15 AM	8:15 AM			260		7		7		235		40		49		78		9		71	
7:30 AM	8:30 AM			261		7		7		239		37		52		79		9		98	
7:45 AM	8:45 AM			241		8		7		210		30		45		76		3		116	
8:00 AM	9:00 AM			229		9		6		175		22		47		83		2		129	
			out		out		out		out		out		out		in		in		out		in

TIME		COUNT LOCATION																		TOTAL	
		L-18a		L-18b		L-18c		PS-5a		PS-5b		L-20a		I-20b		Searsville East		Searsville West			
FROM:	TO:	IN	OUT	IN	OUT	IN	OUT	IN	OUT	IN	OUT	IN	OUT	IN	OUT	IN	OUT	IN	OUT	IN	OUT
7:00 AM	8:00 AM	40		32		24		169		27		7		127		6		33		1226	
7:15 AM	8:15 AM	32		28		26		148		29		9		124		8		29		1189	
7:30 AM	8:30 AM	24		39		22		142		27		11		142		5		19		1220	
7:45 AM	8:45 AM	22		40		21		133		26		6		129		4		16		1133	
8:00 AM	9:00 AM	14		41		29		132		27		8		148		2		15		1118	
			in		in		in		in		in		in		in		in		in		in

TOTAL PEAK HOUR TRAFFIC: 0





## STANFORD UNIVERSITY PARKING COUNTS

<b><u>AM COUNT TIME</u></b>	<b><u>DATE COUNTED</u></b>	<b><u>DAY OF THE WEEK</u></b>	<b><u>PEAK HOUR</u></b>	<b><u>WEATHER</u></b>
FROM: 7:00 AM	October 27, 2023	Friday	FROM: #N/A	Cloudy
TO: 9:00 AM			TO: #N/A	

TIME		COUNT LOCATION																					
		Arb/CC		L-1a		L-1b		L-1c		L-2a		L-3b		PS-1a		PS-1b		L-9a		L-17a			
FROM:	TO:	IN	OUT	IN	OUT	IN	OUT	IN	OUT	IN	OUT	IN	OUT	IN	OUT	IN	OUT	IN	OUT	IN	OUT		
7:00 AM	8:00 AM			214		9		6		259		25		44		66		11		67			
7:15 AM	8:15 AM			216		11		7		241		29		47		72		12		81			
7:30 AM	8:30 AM			215		9		7		229		29		41		69		8		105			
7:45 AM	8:45 AM			208		7		5		195		28		49		71		4		132			
8:00 AM	9:00 AM			184		6		2		146		24		52		78		4		128			
		out		out		out		out		out		out		in		in		out		in			

TIME		COUNT LOCATION																	TOTAL				
		L-18a		L-18b		L-18c		PS-5a		PS-5b		L-20a		I-20b		Searsville East		Searsville West					
FROM:	TO:	IN	OUT	IN	OUT	IN	OUT	IN	OUT	IN	OUT	IN	OUT	IN	OUT	IN	OUT	IN	OUT	IN	OUT		
7:00 AM	8:00 AM	28		26		23		155		14		8		115		4		24		1098			
7:15 AM	8:15 AM	26		22		25		126		19		9		106		6		25		1080			
7:30 AM	8:30 AM	23		23		27		117		22		7		115		6		19		1071			
7:45 AM	8:45 AM	18		28		24		106		25		7		113		6		15		1041			
8:00 AM	9:00 AM	20		30		21		100		26		5		128		6		16		976			
		in		in		in		in		in		in		in		in		in		in			

TOTAL PEAK HOUR TRAFFIC: 0



## STANFORD UNIVERSITY PARKING COUNTS

**AM COUNT TIME**

FROM: 4:00 PM  
TO: 6:00 PM

**DATE COUNTED**

October 23, 2023

**DAY OF THE WEEK**

Monday

**PEAK HOUR**

FROM: 4:45 PM  
TO: 5:45 PM

**WEATHER**

Cloudy

TIME		COUNT LOCATION																			
		Arb/CC		L-1a		L-1b		L-1c		L-2a		L-3b		PS-1a		PS-1b		L-9a		L-17a	
FROM:	TO:	IN	OUT	IN	OUT	IN	OUT	IN	OUT	IN	OUT	IN	OUT	IN	OUT	IN	OUT	IN	OUT	IN	OUT
4:00 PM	5:00 PM				262		8		1		191		39		67		75		3		76
4:15 PM	5:15 PM				265		6		2		205		44		72		80		2		95
4:30 PM	5:30 PM				267		5		2		216		50		74		77		6		108
4:45 PM	5:45 PM				251		5		2		228		40		84		76		6		107
5:00 PM	6:00 PM				235		3		3		205		37		73		75		5		106
		out		out		out		out		out		out		in		in		out			

TIME		COUNT LOCATION																		TOTAL	
		L-18a		L-18b		L-18c		PS-5a		PS-5b		L-20a		I-20b		Searsville Eas		Searsville Wes			
FROM:	TO:	IN	OUT	IN	OUT	IN	OUT	IN	OUT	IN	OUT	IN	OUT	IN	OUT	IN	OUT	IN	OUT	IN	OUT
4:00 PM	5:00 PM		23		13		58		131		10		9		145		11		20	1142	1142
4:15 PM	5:15 PM		20		12		66		148		12		9		160		12		18		1228
4:30 PM	5:30 PM		20		17		79		161		11		8		169		14		14		1298
4:45 PM	5:45 PM		20		14		77		185		16		9		174		16		16		1326
5:00 PM	6:00 PM		21		15		79		188		23		8		192		14		17		1299
		in		in		in		in		in		in		in							

TOTAL PEAK HOUR TRAFFIC: 1326



## STANFORD UNIVERSITY PARKING COUNTS

**AM COUNT TIME**

**FROM:** 4:00 PM  
**TO:** 6:00 PM

**DATE COUNTED**

October 24, 2023

**DAY OF THE WEEK**

Tuesday

**PEAK HOUR**

**FROM:** 4:45 PM  
**TO:** 5:45 PM

**WEATHER**

Cloudy

TIME		COUNT LOCATION																		L-17a	
		Arb/CC		L-1a		L-1b		L-1c		L-2a		L-3b		PS-1a		PS-1b		L-9a		IN	OUT
FROM:	TO:	IN	OUT	IN	OUT	IN	OUT	IN	OUT	IN	OUT	IN	OUT	IN	OUT	IN	OUT	IN	OUT	IN	OUT
4:00 PM	5:00 PM				282		16		1		201		33		82		78		5		84
4:15 PM	5:15 PM				281		16		2		209		36		85		72		4		111
4:30 PM	5:30 PM				282		13		3		217		40		81		71		3		126
4:45 PM	5:45 PM				267		10		2		199		44		92		73		3		115
5:00 PM	6:00 PM				235		7		4		197		40		95		83		2	in	
			out		out		out		out		out		out		in		in		out		

TIME		COUNT LOCATION																		TOTAL	
		L-18a		L-18b		L-18c		PS-5a		PS-5b		L-20a		I-20b		Searsville East		Searsville West		IN	OUT
FROM:	TO:	IN	OUT	IN	OUT	IN	OUT	IN	OUT	IN	OUT	IN	OUT	IN	OUT	IN	OUT	IN	OUT	IN	OUT
4:00 PM	5:00 PM		22		27		51		134		23		11		169		11		24	1259	1259
4:15 PM	5:15 PM		25		29		67		148		26		13		164		15		29		1332
4:30 PM	5:30 PM		25		27		72		153		28		12		163		22		23		1361
4:45 PM	5:45 PM		24		31		87		161		27		17		185		23		22		1382
5:00 PM	6:00 PM		26		24		104		175		35		19		181		25		20		1272
			in		in		in		in		in		in								

TOTAL PEAK HOUR TRAFFIC: 1382



## STANFORD UNIVERSITY PARKING COUNTS

<b><u>AM COUNT TIME</u></b>	<b><u>DATE COUNTED</u></b>	<b><u>DAY OF THE WEEK</u></b>	<b><u>PEAK HOUR</u></b>	<b><u>WEATHER</u></b>
FROM: 4:00 PM	October 25, 2023	Wednesday	FROM: 4:45 PM	#N/A
TO: 6:00 PM			TO: 5:45 PM	

TIME		COUNT LOCATION																			
		Arb/CC		L-1a		L-1b		L-1c		L-2a		L-3b		PS-1a		PS-1b		L-9a		L-17a	
FROM:	TO:	IN	OUT	IN	OUT	IN	OUT	IN	OUT	IN	OUT	IN	OUT	IN	OUT	IN	OUT	IN	OUT	IN	OUT
4:00 PM	5:00 PM				247		13		3		202		39		67		71		7		95
4:15 PM	5:15 PM				257		8		5		227		35		69		75		6		107
4:30 PM	5:30 PM				270		7		4		248		41		71		73		6		116
4:45 PM	5:45 PM				281		5		4		245		39		86		84		6		112
5:00 PM	6:00 PM				255		3		4		256		38		85		84		3		99
		out		out		out		out		out		out		in		in		out		in	

TIME		COUNT LOCATION																TOTAL			
		L-18a		L-18b		L-18c		PS-5a		PS-5b		L-20a		I-20b		Searsville Eas				Searsville Wes	
FROM:	TO:	IN	OUT	IN	OUT	IN	OUT	IN	OUT	IN	OUT	IN	OUT	IN	OUT	IN	OUT	IN	OUT	IN	OUT
4:00 PM	5:00 PM		33		26		64		146		15		7		158		15		18	1226	1226
4:15 PM	5:15 PM		24		27		76		156		15		8		163		19		18		1295
4:30 PM	5:30 PM		28		35		78		171		21		8		183		19		18		1397
4:45 PM	5:45 PM		24		37		80		167		23		6		192		21		24		1436
5:00 PM	6:00 PM		26		36		80		162		22		9		187		21		31		1401
		in		in		in		in		in		in		in		in		in		in	

TOTAL PEAK HOUR TRAFFIC: 1436



## STANFORD UNIVERSITY PARKING COUNTS

<b><u>AM COUNT TIME</u></b>	<b><u>DATE COUNTED</u></b>	<b><u>DAY OF THE WEEK</u></b>	<b><u>PEAK HOUR</u></b>	<b><u>WEATHER</u></b>
FROM: 4:00 PM	October 26, 2023	Thursday	FROM: 4:45 PM	#N/A
TO: 6:00 PM			TO: 5:45 PM	

TIME		COUNT LOCATION																			
		Arb/CC		L-1a		L-1b		L-1c		L-2a		L-3b		PS-1a		PS-1b		L-9a		L-17a	
FROM:	TO:	IN	OUT	IN	OUT	IN	OUT	IN	OUT	IN	OUT	IN	OUT	IN	OUT	IN	OUT	IN	OUT	IN	OUT
4:00 PM	5:00 PM				247		14		4		174		40		75		71		2		101
4:15 PM	5:15 PM				254		12		4		202		39		77		72		3		101
4:30 PM	5:30 PM				268		10		8		209		39		84		80		3		95
4:45 PM	5:45 PM				285		8		5		221		35		84		75		3		105
5:00 PM	6:00 PM				255		5		5		226		34		86		73		3		104
		out		out		out		out		out		out		in		in		out		in	

TIME		COUNT LOCATION																TOTAL			
		L-18a		L-18b		L-18c		PS-5a		PS-5b		L-20a		I-20b		Searsville Eas				Searsville Wes	
FROM:	TO:	IN	OUT	IN	OUT	IN	OUT	IN	OUT	IN	OUT	IN	OUT	IN	OUT	IN	OUT	IN	OUT	IN	OUT
4:00 PM	5:00 PM		27		20		72		139		21		9		126		22		20	1184	1184
4:15 PM	5:15 PM		22		22		69		147		18		11		143		18		17		1231
4:30 PM	5:30 PM		20		24		68		165		18		11		158		18		12		1290
4:45 PM	5:45 PM		26		26		72		179		16		13		178		17		10		1358
5:00 PM	6:00 PM		28		25		76		178		14		12		184		18		8		1334
		in		in		in		in		in		in		in		in		in		in	

TOTAL PEAK HOUR TRAFFIC: 1358



## STANFORD UNIVERSITY PARKING COUNTS

<b><u>AM COUNT TIME</u></b>	<b><u>DATE COUNTED</u></b>	<b><u>DAY OF THE WEEK</u></b>	<b><u>PEAK HOUR</u></b>	<b><u>WEATHER</u></b>
FROM: 4:00 PM	October 27, 2023	Friday	FROM: 4:45 PM	#N/A
TO: 6:00 PM			TO: 5:45 PM	

TIME		COUNT LOCATION																			
		Arb/CC		L-1a		L-1b		L-1c		L-2a		L-3b		PS-1a		PS-1b		L-9a		L-17a	
FROM:	TO:	IN	OUT	IN	OUT	IN	OUT	IN	OUT	IN	OUT	IN	OUT	IN	OUT	IN	OUT	IN	OUT	IN	OUT
4:00 PM	5:00 PM				202		22		16		170		51		59		56		6		81
4:15 PM	5:15 PM				221		18		16		168		50		65		54		3		92
4:30 PM	5:30 PM				234		10		13		162		45		66		52		4		107
4:45 PM	5:45 PM				237		7		8		160		35		68		67		5		111
5:00 PM	6:00 PM				208		4		8		156		30		67		73		2		105
		out		out		out		out		out		out		in		in		out		in	

TIME		COUNT LOCATION																TOTAL			
		L-18a		L-18b		L-18c		PS-5a		PS-5b		L-20a		I-20b		Searsville Eas				Searsville Wes	
FROM:	TO:	IN	OUT	IN	OUT	IN	OUT	IN	OUT	IN	OUT	IN	OUT	IN	OUT	IN	OUT	IN	OUT	IN	OUT
4:00 PM	5:00 PM		26		5		80		122		8		6		131		12		10	1063	1063
4:15 PM	5:15 PM		32		10		85		141		7		6		124		9		9		1110
4:30 PM	5:30 PM		36		13		84		140		8		5		146		14		9		1148
4:45 PM	5:45 PM		34		13		86		142		10		8		160		22		12		1185
5:00 PM	6:00 PM		32		16		66		136		14		8		168		21		17		1131
		in		in		in		in		in		in		in							

TOTAL PEAK HOUR TRAFFIC: 1185



## **Appendix E**

### **Cut-Through Traffic Data**

2023 Stanford No-Net-New-Trips Compliance Monitoring Program

Tuesday, April 18, 2023

Date: 04/18/2023; Time period from 8:00:00 AM to 9:00:00 AM



Site In	Site Out																Match IN	Total IN
	1	2	3	4	5	6	7	8	9	10	11	12	13	14	15	16		
1		40	60	10	10		8	2					1	1		3	135	640
2	20		27	1	4		2							1			55	502
3	14	3			1		1	1			1						21	150
4	3				1		3	1		1							9	91
5	6	6	7	16			9	3	1				4			4	56	442
6																	0	0
7	1	1	3	5	2			4	1				2			4	23	295
8	1	1	1	2			3							1		9	18	257
9								2			1					1	4	38
10											1						1	6
11		1					1		1			18				1	22	43
12									2		1		1				4	17
13		2	3	4	1		12	9	1	1	1	1		1		7	43	389
14			1														1	70
15													1				1	11
16		1	2	1			9	14					8		1		36	302
Match OUT	45	55	104	39	19	0	48	36	6	3	4	19	17	4	1	29	429	3253
Total OUT	148	127	162	127	80	0	170	202	49	20	20	48	86	58	15	115	1427	13.2%

Date: 04/18/2023; Time period from 5:00:00 PM to 6:00:00 PM

Site In	Site Out																Match IN	Total IN
	1	2	3	4	5	6	7	8	9	10	11	12	13	14	15	16		
1		36	26	4	16		5	4					2	1		12	106	262
2	25		12	1	6		3	2					2	1			52	169
3	47	7				1	1						1				57	161
4	29	5			4		6	1					3			2	50	130
5	18	4	3	10		1	14	2	1				5			4	62	245
6																	0	0
7	2	2	2	6	2			7	1				8	2		8	40	328
8	2	3	1	1	5		7		1		1		10	1		12	44	159
9	1				1			3		3			1				9	46
10		1			1				2		1		3				8	32
11								1									1	15
12																	0	9
13	1	1		3	2		9	7	2	2	3			3		11	44	233
14		1											4				5	39
15													3				3	8
16	3	3		1			6	5					6		1		25	182
Match OUT	128	63	44	26	37	2	51	32	7	5	5	0	48	8	1	49	506	2018
Total OUT	688	458	161	149	307	9	441	254	49	19	20	11	334	69	8	300	3277	15.4%



2023 Stanford No-Net-New-Trips Compliance Monitoring Program

Wednesday, April 26, 2023

Date: 04/26/2023; Time period from 8:00:00 AM to 9:00:00 AM



Site In	Site Out																Match IN	Total IN
	1	2	3	4	5	6	7	8	9	10	11	12	13	14	15	16		
1		43	58	17	18		4	1			1						142	689
2	22		15	3	1	1	6	1			1	1	1				52	503
3	15	3						1			1		1				21	135
4	2	1	1		3		5						1				13	94
5	12	5	4	19			9	6	1				4		1	3	64	442
6																	0	0
7	3	2	2	15	3			2					6			2	35	426
8	3			1		1	3			1		1	5			5	20	232
9								5			1	1	1				8	50
10											2	1					3	11
11												26					26	50
12								2	1		2		1				6	17
13	1	2	4	5			7	11	1		1					5	37	405
14													1		1	3	5	65
15																	0	12
16	2		3	1	1	1	5	16					9				38	274
Match OUT	60	56	87	61	26	3	39	45	3	1	9	30	30	0	2	18	470	3405
Total OUT	159	121	172	132	96	6	141	192	45	17	33	50	134	60	7	112	1477	13.8%

Date: 04/26/2023; Time period from 5:00:00 PM to 6:00:00 PM

Site In	Site Out																Match IN	Total IN
	1	2	3	4	5	6	7	8	9	10	11	12	13	14	15	16		
1		19	26	8	11		8	1					5		1	10	89	289
2	5				2		2	1								1	11	165
3	49	12		4	2		1	1			1	1	4				75	186
4	24	4			3		6	2					2			1	42	129
5	24	6	3	2			9	8	2				7			6	67	270
6																	0	0
7	4	5	1	6	2			13	1				21	1		6	60	285
8	3	6	1	4	1		13						9	1		21	59	240
9								1					1				2	38
10	1				1			1					2			1	6	24
11										2			1				3	11
12																	0	3
13	2	2	1	1	3		14	5		2	4	1		1	1	10	47	235
14		1			1		3						3			1	9	59
15														1			1	4
16	4	1		1	7		5	9	1				19	1			48	208
Match OUT	116	56	32	26	33	0	61	42	4	4	5	2	74	5	2	57	519	2146
Total OUT	653	429	172	137	346	14	513	295	41	17	16	10	421	50	8	298	3420	15.2%

2023 Stanford No-Net-New-Trips Compliance Monitoring Program

Tuesday, May 2, 2023



Date: 05/02/2023; Time period from 8:00:00 AM to 9:00:00 AM

Site In	Site Out																Match IN	Total IN
	1	2	3	4	5	6	7	8	9	10	11	12	13	14	15	16		
1		57	70	11	17		3	4	1							6	169	727
2	11		23	2	5		7	2					2		1		53	497
3	12	1		1			3										17	133
4	1	3	2		1		3	2					1				13	81
5	5	8	6	23			10	3					3	1		7	66	455
6																	0	0
7	2	1	2	11	5	2		2		1			4	1		9	40	335
8	1	1		4	1	1	7				1		5			9	30	262
9							1	2		1	1	2	2			1	10	47
10									4		1		1				6	14
11								1	3			26	1			1	32	53
12								1	2	1	2						6	25
13		2	1	7	2	1	9	11	1	4	2					10	50	427
14			1				1						2			1	5	62
15								1					1				2	21
16	1	1	2	2	3	1	5	17					7				39	274
Match OUT	33	74	107	61	34	5	49	46	11	7	7	28	29	2	1	44	538	3413
Total OUT	143	146	177	147	104	6	151	211	56	24	25	64	125	62	8	138	1587	15.8%

Date: 05/02/2023; Time period from 5:00:00 PM to 6:00:00 PM

Site In	Site Out																Match IN	Total IN
	1	2	3	4	5	6	7	8	9	10	11	12	13	14	15	16		
1		43	22	6	21		6	1					2			11	112	275
2	2			1	3												6	98
3	36	9			4		1		1		1				1		53	136
4	16	4	5		10		3	1					3			1	43	108
5	13		4	9			15	3					12			6	62	260
6																	0	0
7		4	3	7	4	2		3					7			7	37	292
8	6	4	1	3	7	1	16						8			15	61	245
9		1						1		1							3	42
10		1		1	1				4		1		3				11	38
11										3			2				5	22
12											1		1			1	3	6
13	3	1	1	7	3		12	16	1	3	3	1		1		21	73	269
14																1	1	35
15	1												1			1	3	10
16	4	2	2	1			11	10					7				37	179
Match OUT	81	69	38	35	53	3	64	35	6	7	6	1	46	1	1	64	510	2015
Total OUT	599	466	167	163	352	10	486	267	48	33	18	14	355	40	6	273	3297	15.5%

2023 Stanford No-Net-New-Trips Compliance Monitoring Program

Wednesday, May 10, 2023



Date: 05/10/2022; Time period from 8:00:00 AM to 9:00:00 AM

Site In	Site Out																Match IN	Total IN
	1	2	3	4	5	6	7	8	9	10	11	12	13	14	15	16		
1		59	92	14	17		1	1					3	1		10	198	688
2	19		22	5	4		2			1			1			1	55	445
3	8	2		1	1		2						1				15	145
4	6	1	1		2		6						1				17	94
5	7	4	7	14				12	5		1		8			4	62	431
6																	0	0
7	5		2	6	5	1		4					5			5	33	392
8	1	1	1	3	4	1	4		1				3	1		7	27	263
9							1	2		5		1				2	11	56
10									1				1				2	11
11									3			16	1				20	46
12										1							1	18
13	1	4	2	4	1		10	6	2	1	3			2		10	46	397
14													2				2	51
15																	0	10
16		3	1				7	4					11				26	276
Match OUT	47	74	128	47	34	2	45	22	7	8	4	17	37	4	0	39	515	3323
Total OUT	145	126	180	114	100	6	145	168	56	24	25	41	130	52	2	118	1432	15.5%

Date: 05/10/2022; Time period from 5:00:00 PM to 6:00:00 PM

Site In	Site Out																Match IN	Total IN
	1	2	3	4	5	6	7	8	9	10	11	12	13	14	15	16		
1		44	19	8	22		10	3		1			3			8	118	313
2	23		12	2	6		5							1			49	164
3	39	12		1	3											1	56	152
4	11	3	1		5		2	5					1			1	29	113
5	13	9	6	13		2	16	8					15			3	85	290
6																	0	0
7	2	2		2	7	1		5					6			3	28	274
8		1	1	2	5	1	16						11			20	57	268
9					1			4		2							7	54
10	1							1	2		1		1				6	28
11												1	4				5	10
12																	0	4
13	4	2	1				15	7	3		10			1	1	19	63	232
14	1								1				1			1	4	54
15													1	1			2	9
16	1	3			2		6	5					14	1			32	194
Match OUT	95	76	40	28	51	4	70	38	6	3	11	1	57	4	1	56	541	2159
Total OUT	542	504	143	132	349	20	497	237	45	22	26	6	378	51	4	264	3220	16.8%

2023 Stanford No-Net-New-Trips Compliance Monitoring Program

Tuesday, May 16, 2023



Date: 05/16/2022; Time period from 8:00:00 AM to 9:00:00 AM

Site In	Site Out																Match IN	Total IN
	1	2	3	4	5	6	7	8	9	10	11	12	13	14	15	16		
1		43	79	13	11	1	1	2					1			7	158	661
2	19		26	1	1	1	2						3	1		2	56	519
3	14	1									1		1				17	151
4	1	2	2		1		2	1					1			1	11	82
5	12	5	3	16				8	10				3			4	61	440
6																	0	0
7	1	1	1	11	2	2		3					3			4	28	311
8			1	2	2		5									3	13	241
9					1			1				1					3	37
10																	0	11
11									1	2		27				1	31	54
12											1						1	24
13	1	1	4	5	3	1	9	8	1	2	6			2		10	53	398
14								2					1		1	2	6	55
15																	0	13
16		2	1	1	1		4	22					9	1			41	278
Match OUT	48	55	117	49	22	5	31	49	2	4	8	28	22	4	1	34	479	3275
Total OUT	131	120	183	131	76	8	137	199	41	25	24	45	121	48	2	113	1404	14.6%

Date: 05/16/2022; Time period from 5:00:00 PM to 6:00:00 PM

Site In	Site Out																Match IN	Total IN
	1	2	3	4	5	6	7	8	9	10	11	12	13	14	15	16		
1		50	24	7	11		3						1			12	108	249
2	17		9	1	7		3	1					2			1	41	150
3	24	11			3		2							1			41	139
4	19	1			6	1	6	4					2				39	115
5	20	8	6	13		2	11	5	1				10			2	78	281
6																	0	0
7	3	5		3	5			6					8			8	38	310
8	1	3			2		9		2				8			19	44	245
9	1						1	5		1			1				9	45
10					2				2		5		3			1	13	36
11								1		1		3	1				6	21
12											2						2	5
13	3	2	1	3	5	1	5	4	2	3	4	2				15	50	240
14												1	2		1		4	41
15													1				1	3
16	3	1			9		11	8	1	1			13	2	2		51	197
Match OUT	91	81	40	27	50	4	51	34	8	6	11	6	52	3	3	58	525	2077
Total OUT	512	485	151	131	354	10	470	241	49	29	23	14	386	38	6	289	3188	16.5%

2023 Stanford No-Net-New-Trips Compliance Monitoring Program

Wednesday, May 24, 2023



Date: 05/24/2022; Time period from 8:00:00 AM to 9:00:00 AM

Site In	Site Out																Match IN	Total IN
	1	2	3	4	5	6	7	8	9	10	11	12	13	14	15	16		
1		55	68	18	17		8	3	1				1			3	174	686
2	18		24		3								1				46	495
3	15	5		1	1		1			1			1	1			26	152
4	2	2			1		3			1			1		1		11	92
5	10	4	5	15		1	6	4					10			2	57	448
6																	0	0
7	2	1	2	7	4			3					3	1		2	25	327
8		1	1		3		3		2				3		1	11	25	202
9					1			2			1	2					6	45
10											1	1					2	13
11									1			20					21	42
12								1	2	1							4	22
13	5		3	10	3		6	3	2	1						17	50	396
14													3		2	1	6	56
15																	0	12
16	2	1	1	1			2	21					13	2			43	284
Match OUT	54	69	104	52	33	1	29	37	8	3	3	23	36	4	4	36	496	3272
Total OUT	161	140	152	110	95	3	122	197	52	24	25	49	126	44	6	120	1426	15.2%

Date: 05/24/2022; Time period from 5:00:00 PM to 6:00:00 PM

Site In	Site Out																Match IN	Total IN
	1	2	3	4	5	6	7	8	9	10	11	12	13	14	15	16		
1		53	21	11	27		8	1					2		1	14	138	299
2	11		9	1	11		7	1					1				41	154
3	51	15		1	2					1			1			2	73	170
4	18	2			2	1	5						1	1			30	121
5	10	7	2	13		3	16	8					12			3	74	288
6																	0	0
7	4	2	1			1		5					16	2		8	39	298
8	4	3	1	2	3		14						7			13	47	207
9					1			2								1	4	57
10							1		1				4			1	7	21
11										1		2	2				5	15
12			1						1	2							4	7
13	2	2	1	5	5	1	20	5	2	1	2	2		2		19	69	250
14	1		1				1						3				6	42
15																	0	7
16	1	5	1	1	3		12	11	2				22	1			59	204
Match OUT	102	89	38	34	54	6	84	33	6	2	5	4	71	6	1	61	596	2140
Total OUT	535	474	144	143	327	12	501	264	54	23	19	11	413	54	7	276	3257	18.3%

2023 Stanford No-Net-New-Trips Compliance Monitoring Program

Tuesday, October 17, 2023

Date: 10/17/2023; Time period from 8:00:00 AM to 9:00:00 AM



Site In	Site Out																Match IN	Total IN
	1	2	3	4	5	6	7	8	9	10	11	12	13	14	15	16		
1		48	68	19	8		4	1	1				1			6	156	693
2	8		15		7		2							1			33	500
3	15	4		1	1		2	1					1				25	114
4	3	1			1		6						2				13	99
5	8	2		22		2	14	3					5			2	58	452
6																	0	0
7	1	2	3	3	3			3					5	1			21	377
8		1	1	1	5		5			1			3			5	22	267
9								3		1		1	1				6	42
10									2		2			1			5	12
11								1	1	1		14					17	38
12									2		1						3	19
13			1	5		1	9	2	1		1				1	4	25	385
14		1								1			4				6	41
15													1	1			2	20
16	2	2	1	1	2		3	5					12				28	273
Match OUT	37	61	89	52	27	3	45	19	7	4	4	15	35	4	1	17	420	3332
Total OUT	154	137	152	129	89	3	157	146	46	15	20	32	133	47	3	98	1361	12.6%

Date: 10/17/2023; Time period from 5:00:00 PM to 6:00:00 PM

Site In	Site Out																Match IN	Total IN
	1	2	3	4	5	6	7	8	9	10	11	12	13	14	15	16		
1		25	24	8	18		9	2						1		19	106	301
2	16		6	3	5		5	2					2			1	40	154
3	47	6			1		1									1	56	132
4	13	4	3		8	1	4			1			4			1	39	119
5	13	5	2	13		1	16	9					9	1		4	73	270
6																	0	0
7	8	2	1	6	4	1		7			1		18			3	51	275
8	1	2		2	5		11						10			24	55	221
9	1						1	1					1				4	45
10	1								2		1		2				6	24
11																	0	9
12											1						1	13
13	7		4	3			11	5		1				3	1	14	49	210
14					1		1			1			2				5	37
15																	0	4
16	3	1	1	2	2		7	5					9				30	144
Match OUT	110	45	41	37	44	3	66	31	2	0	6	0	57	5	1	67	515	1958
Total OUT	598	511	178	132	323	17	524	255	25	15	17	12	391	42	4	340	3384	15.2%

2023 Stanford No-Net-New-Trips Compliance Monitoring Program  
 Wednesday, October 25, 2023



Date: 10/25/2023; Time period from 8:00:00 AM to 9:00:00 AM

Site In	Site Out																Match IN	Total IN
	1	2	3	4	5	6	7	8	9	10	11	12	13	14	15	16		
1		53	59	20	13		2					1			5	153	693	
2	24		25	3	4		3		2			2		1	1	65	506	
3	15	4		1	2		2					1	1			26	148	
4	1	2	4		2		2	1								12	90	
5	9		10	9			12	5				5			1	51	438	
6																0	0	
7	2		1	4	2	1		3				6			2	21	302	
8		1	2	3			5					3			4	18	232	
9								2				1				3	38	
10										2	2					4	16	
11											21	1				22	40	
12	1							2	1			1				5	17	
13	1	1	2	4	3		5	4		1	3			1	7	32	382	
14		1	1									4				6	46	
15													2		1	3	16	
16	1	2	3	1	2		1	12				8				30	284	
Match OUT	54	64	107	45	28	1	32	27	4	2	5	24	32	3	2	21	451	3248
Total OUT	156	134	180	116	111	2	142	155	46	18	24	50	148	46	8	105	1441	13.9%

Date: 10/25/2023; Time period from 5:00:00 PM to 6:00:00 PM

Site In	Site Out																Match IN	Total IN
	1	2	3	4	5	6	7	8	9	10	11	12	13	14	15	16		
1		52	31	8	27		6	3	1			9	1	1	15	154	352	
2	24		8	1	7		6	1				4	1		2	54	158	
3	43	6		2	1		3								1	56	156	
4	11	6	2		3		5					3			1	31	123	
5	15	6	9	8		3	13	4				15	1		3	77	279	
6																0	0	
7	3	6	2	6	3			8				16			2	46	232	
8	1	4	2	1	6		12					7			15	48	224	
9		1						2		2		1				6	45	
10							1		1		1	2				5	26	
11										1		1	1			3	12	
12																0	7	
13	3	4	2	4	4		7	8	2	1	4		1		17	57	250	
14	1						3					2				6	37	
15							1						2			3	7	
16	4	1			1		5	12				1	19	1	1	45	230	
Match OUT	105	86	56	30	52	3	62	38	4	4	5	2	79	7	2	56	591	2138
Total OUT	613	469	188	130	343	11	535	259	41	29	11	9	386	33	6	274	3337	17.7%

**Appendix F**

**Parking Lot Permit Data**



Week #	Date	Parking Facility	Observation Time	Scan Logs from Stanford	Scans observed by IDAX	Stanford and IDAX match?	Counted with Plate (dups removed)	Missed Plates	Total Vehicles	Percent Plates Missed	Hospital-Affiliate cars	University-Affiliate Cars	Notes
1	Tuesday, April 18, 2023	CAM Garage	7:00 AM	408	408	TRUE	405	39	447	9%	276	49	
1	Tuesday, April 18, 2023	CAM Garage	8:30 AM	627	627	TRUE	621	51	678	8%	376	147	
1	Tuesday, April 18, 2023	CAM Garage	4:00 PM	453	453	TRUE	450	42	495	8%	247	134	
1	Tuesday, April 18, 2023	CAM Garage	5:30 PM	265	265	TRUE	264	25	290	9%	160	59	
1	Wednesday, April 19, 2023	L-1	7:00 AM	21	21	TRUE	21	2	23	9%	14	1	
1	Wednesday, April 19, 2023	L-1	8:30 AM	120	120	TRUE	119	1	121	1%	63	36	
1	Wednesday, April 19, 2023	L-1	4:00 PM	159	159	TRUE	160	5	165	3%	83	41	
1	Wednesday, April 19, 2023	L-1	5:30 PM	85	85	TRUE	85	5	90	6%	38	20	
1	Tuesday, April 18, 2023	L-17	7:00 AM	62	62	TRUE	62	5	67	7%	13	29	
1	Tuesday, April 18, 2023	L-17	8:30 AM	192	492	FALSE	192	26	518	5%	39	109	remind IDAX to do their or check difference between
1	Tuesday, April 18, 2023	L-17	4:00 PM	254	254	TRUE	254	21	275	8%	27	163	
1	Tuesday, April 18, 2023	L-17	5:30 PM	156	156	TRUE	156	12	168	7%	13	100	
1	Tuesday, April 18, 2023	L-18	7:00 AM	174	174	TRUE	173	13	187	7%	83	33	
1	Tuesday, April 18, 2023	L-18	8:30 AM	258	258	TRUE	209	25	283	9%	73	60	
1	Tuesday, April 18, 2023	L-18	4:00 PM	277	277	TRUE	276	20	297	7%	98	106	
1	Tuesday, April 18, 2023	L-18	5:30 PM	182	182	TRUE	181	17	199	9%	61	61	
1	Wednesday, April 19, 2023	L-1A	7:00 AM	13	13	TRUE	13	0	13	0%	6	1	
1	Wednesday, April 19, 2023	L-1A	8:30 AM	29	29	TRUE	28	3	32	9%	6	6	
1	Wednesday, April 19, 2023	L-1A	4:00 PM	30	30	TRUE	30	8	38	21%	9	10	
1	Wednesday, April 19, 2023	L-1A	5:30 PM	21	21	TRUE	21	3	24	13%	9	5	
1	Tuesday, April 18, 2023	L-2	7:00 AM	23	23	TRUE	23	2	25	8%	8	11	
1	Tuesday, April 18, 2023	L-2	8:30 AM	87	87	TRUE	87	3	90	3%	21	36	
1	Tuesday, April 18, 2023	L-2	4:00 PM	107	107	TRUE	106	5	112	4%	26	44	
1	Tuesday, April 18, 2023	L-2	5:30 PM	46	46	TRUE	45	6	52	12%	13	19	
1	Tuesday, April 18, 2023	L-20	7:00 AM	18	18	TRUE	18	5	23	22%	1	11	
1	Tuesday, April 18, 2023	L-20	8:30 AM	55	55	TRUE	55	8	63	13%	6	33	
1	Tuesday, April 18, 2023	L-20	4:00 PM	130	130	TRUE	127	7	137	5%	11	88	
1	Tuesday, April 18, 2023	L-20	5:30 PM	84	84	TRUE	50	6	90	7%	6	20	
1	Tuesday, April 18, 2023	L-22	7:00 AM	35	35	TRUE	35	6	41	15%	0	20	tried to skip IDAX vehicles
1	Tuesday, April 18, 2023	L-22	8:30 AM	56	56	TRUE	56	11	67	16%	0	37	tried to skip IDAX vehicles
1	Tuesday, April 18, 2023	L-22	4:00 PM	113	113	TRUE	113	5	118	4%	5	81	tried to skip IDAX vehicles
1	Tuesday, April 18, 2023	L-22	5:30 PM	73	73	TRUE	73	5	78	6%	4	50	tried to skip IDAX vehicles
1	Tuesday, April 18, 2023	L-3	7:00 AM	111	111	TRUE	110	15	126	12%	84	5	
1	Tuesday, April 18, 2023	L-3	8:30 AM	121	121	TRUE	121	12	133	9%	88	6	
1	Tuesday, April 18, 2023	L-3	4:00 PM	97	97	TRUE	96	5	102	5%	65	7	
1	Tuesday, April 18, 2023	L-3	5:30 PM	77	77	TRUE	76	5	82	6%	52	4	
1	Wednesday, April 19, 2023	Museum Lots	7:00 AM	25	25	TRUE	25	2	27	7%	9	8	
1	Wednesday, April 19, 2023	Museum Lots	8:30 AM	95	25	FALSE	94	2	97	2%	10	67	Spaces reserved for event
1	Wednesday, April 19, 2023	Museum Lots	4:00 PM	138	108	FALSE	136	3	141	2%	5	99	IDAX numbers appear ven
1	Wednesday, April 19, 2023	Museum Lots	5:30 PM	54	54	TRUE	54	3	57	5%	3	40	
1	Wednesday, April 19, 2023	Oak and Welch	7:00 AM	57	57	TRUE	57	3	60	5%	31	9	
1	Wednesday, April 19, 2023	Oak and Welch	8:30 AM	72	72	TRUE	72	3	75	4%	34	21	
1	Wednesday, April 19, 2023	Oak and Welch	4:00 PM	65	65	TRUE	65	4	69	6%	21	25	
1	Wednesday, April 19, 2023	Oak and Welch	5:30 PM	62	62	TRUE	62	3	65	5%	14	23	
1	Wednesday, April 19, 2023	PS-1 (Roth Way)	7:00 AM	417	417	TRUE	417	28	445	6%	204	40	
1	Wednesday, April 19, 2023	PS-1 (Roth Way)	8:30 AM	458		FALSE	459		459	0%	237	105	missing data from IDAX (P
1	Wednesday, April 19, 2023	PS-1 (Roth Way)	4:00 PM	568	568	TRUE	568	30	598	5%	202	191	
1	Wednesday, April 19, 2023	PS-1 (Roth Way)	5:30 PM	422	422	TRUE	423	27	450	6%	145	113	
1	Tuesday, April 18, 2023	PS-5 (Stock Farm)	7:00 AM	483	483	TRUE	289	56	539	10%	155	47	
1	Tuesday, April 18, 2023	PS-5 (Stock Farm)	8:30 AM	843	843	TRUE	842	89	932	10%	508	204	
1	Tuesday, April 18, 2023	PS-5 (Stock Farm)	4:00 PM	1202	1,202	TRUE	917	73	1,275	6%	442	329	
1	Tuesday, April 18, 2023	PS-5 (Stock Farm)	5:30 PM	711	711	TRUE	556	49	760	6%	276	171	
1	Wednesday, April 19, 2023	PS-9	7:00 AM	304	304	TRUE	302	31	335	9%	280	2	
1	Wednesday, April 19, 2023	PS-9	8:30 AM	499	499	TRUE	501	40	541	7%	462	7	
1	Wednesday, April 19, 2023	PS-9	4:00 PM	444	444	TRUE	443	30	474	6%	400	8	
1	Wednesday, April 19, 2023	PS-9	5:30 PM	245	245	TRUE	244	13	258	5%	216	10	
1	Wednesday, April 19, 2023	Roth Way	7:00 AM	28	28	TRUE	20	2	30	7%	1	9	
1	Wednesday, April 19, 2023	Roth Way	8:30 AM	89	28	FALSE	89	2	91	2%	1	68	Spaces reserved for event
1	Wednesday, April 19, 2023	Roth Way	4:00 PM	109	109	TRUE	110	0	110	0%	0	82	
1	Wednesday, April 19, 2023	Roth Way	5:30 PM	73	73	TRUE	76	3	79	4%	0	43	
1	Tuesday, April 18, 2023	Searsville Rd	7:00 AM	6	6	TRUE	6	0	6	0%	0	4	
1	Tuesday, April 18, 2023	Searsville Rd	8:30 AM	11	11	TRUE	11	0	11	0%	2	7	
1	Tuesday, April 18, 2023	Searsville Rd	4:00 PM	24	24	TRUE	25	0	25	0%	1	19	
1	Tuesday, April 18, 2023	Searsville Rd	5:30 PM	13	13	TRUE	13	0	13	0%	1	9	
2	Wednesday, April 26, 2023	CAM Garage	7:00 AM	398	398	TRUE	394	39	437	9%	266	48	
2	Wednesday, April 26, 2023	CAM Garage	8:30 AM	657	657	TRUE	654	47	704	7%	362	149	
2	Wednesday, April 26, 2023	CAM Garage	4:00 PM	454	454	TRUE	452	42	496	8%	251	114	
2	Wednesday, April 26, 2023	CAM Garage	5:30 PM	237	237	TRUE	235	15	252	6%	142	46	

Week #	Date	Parking Facility	Observation Time	Scan Logs from Stanford	Scans observed by IDAX	Stanford and IDAX match?	Counted with Plate (dups removed)	Missed Plates	Total Vehicles	Percent Plates Missed	Hospital-Affiliate cars	University-Affiliate Cars	Notes
2	Tuesday, April 25, 2023	L-1	7:00 AM	24	24	TRUE	24	3	27	11%	16	4	
2	Tuesday, April 25, 2023	L-1	8:30 AM	120	120	TRUE	120	3	123	2%	63	32	
2	Tuesday, April 25, 2023	L-1	4:00 PM	160	150	FALSE	150	8	168	5%	64	50	Either IDAX (Fabiana) 150
2	Tuesday, April 25, 2023	L-1	5:30 PM	92	92	TRUE	92	10	102	10%	37	25	
2	Wednesday, April 26, 2023	L-17	7:00 AM	54	54	TRUE	56	5	61	8%	11	29	dates labeled wrong in Sta
2	Wednesday, April 26, 2023	L-17	8:30 AM	201	201	TRUE	200	9	210	4%	44	103	
2	Wednesday, April 26, 2023	L-17	4:00 PM	265	265	TRUE	264	11	276	4%	49	146	IDAX (Fabiana): I cannot te
2	Wednesday, April 26, 2023	L-17	5:30 PM	170	170	TRUE	170	10	180	6%	32	89	
2	Wednesday, April 26, 2023	L-18	7:00 AM	200	200	TRUE	198	10	210	5%	92	36	
2	Wednesday, April 26, 2023	L-18	8:30 AM	253	253	TRUE	251	12	265	5%	112	61	
2	Wednesday, April 26, 2023	L-18	4:00 PM	267	267	TRUE	266	14	281	5%	86	99	
2	Wednesday, April 26, 2023	L-18	5:30 PM	208	208	TRUE	208	12	220	5%	68	74	
2	Tuesday, April 25, 2023	L-1A	7:00 AM	14	14	TRUE	14	1	15	7%	10	1	
2	Tuesday, April 25, 2023	L-1A	8:30 AM	31	31	TRUE	31	2	33	6%	13	6	
2	Tuesday, April 25, 2023	L-1A	4:00 PM	43	43	TRUE	43	2	45	4%	16	5	
2	Tuesday, April 25, 2023	L-1A	5:30 PM	21	21	TRUE	21	4	25	16%	11	2	
2	Wednesday, April 26, 2023	L-2	7:00 AM	26	26	TRUE	26	1	27	4%	7	8	
2	Wednesday, April 26, 2023	L-2	8:30 AM	96	96	TRUE	95	3	99	3%	23	30	
2	Wednesday, April 26, 2023	L-2	4:00 PM	79	69	FALSE	79	3	82	4%	23	30	
2	Wednesday, April 26, 2023	L-2	5:30 PM	39	39	TRUE	39	0	39	0%	8	14	
2	Wednesday, April 26, 2023	L-20	7:00 AM	19	19	TRUE	19	3	22	14%	2	13	
2	Wednesday, April 26, 2023	L-20	8:30 AM	54	54	TRUE	54	3	57	5%	14	30	
2	Wednesday, April 26, 2023	L-20	4:00 PM	123	123	TRUE	122	8	131	6%	19	81	
2	Wednesday, April 26, 2023	L-20	5:30 PM	75	75	TRUE	75	3	78	4%	12	51	
2	Wednesday, April 26, 2023	L-22	7:00 AM	46	46	TRUE	46	8	54	15%	1	29	
2	Wednesday, April 26, 2023	L-22	8:30 AM	64	64	TRUE	64	10	74	14%	1	42	
2	Wednesday, April 26, 2023	L-22	4:00 PM	98	98	TRUE	98	7	105	7%	8	66	
2	Wednesday, April 26, 2023	L-22	5:30 PM	61	61	TRUE	60	3	64	5%	8	37	
2	Wednesday, April 26, 2023	L-3	7:00 AM	113	113	TRUE	113	13	126	10%	79	9	
2	Wednesday, April 26, 2023	L-3	8:30 AM	115	115	TRUE	114	11	126	9%	78	12	
2	Wednesday, April 26, 2023	L-3	4:00 PM	101	101	TRUE	101	9	110	8%	59	14	
2	Wednesday, April 26, 2023	L-3	5:30 PM	94	94	TRUE	94	7	101	7%	47	9	
2	Tuesday, April 25, 2023	Museum Lots	7:00 AM	27	27	TRUE	40	11	51	22%	12	16	
2	Tuesday, April 25, 2023	Museum Lots	8:30 AM	101	101	TRUE	116	5	121	4%	16	73	IDAX, Keith: 10 spaces for
2	Tuesday, April 25, 2023	Museum Lots	4:00 PM	131	131	TRUE	129	111	242	46%	5	91	
2	Tuesday, April 25, 2023	Museum Lots	5:30 PM	61	61	TRUE	59	3	64	5%	3	40	
2	Tuesday, April 25, 2023	Oak and Welch	7:00 AM	62	62	TRUE	62	3	65	5%	33	15	
2	Tuesday, April 25, 2023	Oak and Welch	8:30 AM	71	71	TRUE	71	1	72	1%	35	18	
2	Tuesday, April 25, 2023	Oak and Welch	4:00 PM	69	69	TRUE	69	6	75	8%	22	26	
2	Tuesday, April 25, 2023	Oak and Welch	5:30 PM	66	66	TRUE	66	3	69	4%	22	20	
2	Tuesday, April 25, 2023	PS-1 (Roth Way)	7:00 AM	420	420	TRUE	420	3	423	1%	207	43	
2	Tuesday, April 25, 2023	PS-1 (Roth Way)	8:30 AM	449	449	TRUE	451	29	480	6%	232	93	
2	Tuesday, April 25, 2023	PS-1 (Roth Way)	4:00 PM	616	616	TRUE	617	5	622	1%	212	185	
2	Tuesday, April 25, 2023	PS-1 (Roth Way)	5:30 PM	412	412	TRUE	413	36	449	8%	147	109	
2	Wednesday, April 26, 2023	PS-5 (Stock Farm)	7:00 AM	464	464	TRUE	466	42	508	8%	298	52	
2	Wednesday, April 26, 2023	PS-5 (Stock Farm)	8:30 AM	913	913	TRUE	635	69	982	7%	287	155	
2	Wednesday, April 26, 2023	PS-5 (Stock Farm)	4:00 PM	584	698	FALSE	698	63	761	8%	305	256	Stanford scan log sent late
2	Wednesday, April 26, 2023	PS-5 (Stock Farm)	5:30 PM	320	443	FALSE	447	66	513	13%	190	157	Stanford scan log sent late
2	Tuesday, April 25, 2023	PS-9	7:00 AM	377	377	TRUE	373	30	407	7%	319	3	
2	Tuesday, April 25, 2023	PS-9	8:30 AM	545	545	TRUE	541	42	587	7%	470	4	
2	Tuesday, April 25, 2023	PS-9	4:00 PM	476	476	TRUE	474	334	810	41%	383	5	
2	Tuesday, April 25, 2023	PS-9	5:30 PM	277	277	TRUE	276	28	305	9%	227	3	
2	Tuesday, April 25, 2023	Roth Way	7:00 AM	35	35	TRUE	35	0	35	0%	1	18	
2	Tuesday, April 25, 2023	Roth Way	8:30 AM	91	91	TRUE	92	2	94	2%	1	65	
2	Tuesday, April 25, 2023	Roth Way	4:00 PM	108	108	TRUE	108	1	109	1%	1	80	
2	Tuesday, April 25, 2023	Roth Way	5:30 PM	69	69	TRUE	69	1	70	1%	1	43	
2	Wednesday, April 26, 2023	Searsville Rd	7:00 AM	4	3	FALSE	4	1	5	20%	0	1	
2	Wednesday, April 26, 2023	Searsville Rd	8:30 AM	13	12	FALSE	13	1	14	7%	0	10	
2	Wednesday, April 26, 2023	Searsville Rd	4:00 PM	25	25	TRUE	25	0	25	0%	1	17	
2	Wednesday, April 26, 2023	Searsville Rd	5:30 PM	16	16	TRUE	16	0	16	0%	1	11	
3	Tuesday, May 2, 2023	CAM Garage	7:00 AM	410	410	TRUE	405	46	456	10%	293	53	
3	Tuesday, May 2, 2023	CAM Garage	8:30 AM	647	647	TRUE	643	39	686	6%	386	161	
3	Tuesday, May 2, 2023	CAM Garage	4:00 PM	489	489	TRUE	485	34	523	7%	275	132	
3	Tuesday, May 2, 2023	CAM Garage	5:30 PM	284	284	TRUE	281	19	303	6%	173	70	
3	Wednesday, May 3, 2023	L-1	7:00 AM	18	18	TRUE	18	2	20	10%	13	4	
3	Wednesday, May 3, 2023	L-1	8:30 AM	100	100	TRUE	100	10	110	9%	57	25	

Week #	Date	Parking Facility	Observation Time	Scan Logs from Stanford	Scans observed by IDAX	Stanford and IDAX match?	Counted with Plate (dups removed)	Missed Plates	Total Vehicles	Percent Plates Missed	Hospital-Affiliate cars	University-Affiliate Cars	Notes
3	Wednesday, May 3, 2023	L-1	4:00 PM	138	138	TRUE	139	4	143	3%	68	45	
3	Wednesday, May 3, 2023	L-1	5:30 PM	69	69	TRUE	69	7	76	9%	31	22	
3	Tuesday, May 2, 2023	L-17	7:00 AM	61	61	TRUE	61	10	71	14%	18	30	rainy
3	Tuesday, May 2, 2023	L-17	8:30 AM	183	183	TRUE	183	10	193	5%	35	105	
3	Tuesday, May 2, 2023	L-17	4:00 PM	261	261	TRUE	261	9	270	3%	34	171	
3	Tuesday, May 2, 2023	L-17	5:30 PM	162	162	TRUE	162	8	170	5%	21	99	
3	Tuesday, May 2, 2023	L-18	7:00 AM	175	175	TRUE	174	7	182	4%	76	34	
3	Tuesday, May 2, 2023	L-18	8:30 AM	258	258	TRUE	255	16	274	6%	107	65	
3	Tuesday, May 2, 2023	L-18	4:00 PM	276	276	TRUE	275	20	296	7%	93	99	
3	Tuesday, May 2, 2023	L-18	5:30 PM	200	200	TRUE	198	14	214	7%	76	31	
3	Wednesday, May 3, 2023	L-1A	7:00 AM	14	14	TRUE	16	1	17	6%	8	2	
3	Wednesday, May 3, 2023	L-1A	8:30 AM	36	36	TRUE	36	4	40	10%	9	8	ok
3	Wednesday, May 3, 2023	L-1A	4:00 PM	26	26	TRUE	37	3	40	8%	13	6	
3	Wednesday, May 3, 2023	L-1A	5:30 PM	19	19	TRUE	22	5	27	19%	10	4	LPR counts exceed scan lo
3	Tuesday, May 2, 2023	L-2	7:00 AM	25	25	TRUE	25	0	25	0%	7	8	
3	Tuesday, May 2, 2023	L-2	8:30 AM	91	91	TRUE	91	2	93	2%	23	33	
3	Tuesday, May 2, 2023	L-2	4:00 PM	99	99	TRUE	99	8	107	7%	26	45	
3	Tuesday, May 2, 2023	L-2	5:30 PM	46	91	FALSE	46	2	93	2%	12	25	
3	Tuesday, May 2, 2023	L-20	7:00 AM	22	22	TRUE	22	2	24	8%	2	9	
3	Tuesday, May 2, 2023	L-20	8:30 AM	51	51	TRUE	51	3	54	6%	6	30	
3	Tuesday, May 2, 2023	L-20	4:00 PM	131	131	TRUE	130	5	136	4%	18	86	
3	Tuesday, May 2, 2023	L-20	5:30 PM	95	95	TRUE	95	5	100	5%	12	62	soccer and softball parking
3	Tuesday, May 2, 2023	L-22	7:00 AM	41	41	TRUE	41	9	50	18%	0	27	
3	Tuesday, May 2, 2023	L-22	8:30 AM	66	66	TRUE	66	10	76	13%	0	47	
3	Tuesday, May 2, 2023	L-22	4:00 PM	77	77	TRUE	77	6	83	7%	4	61	
3	Tuesday, May 2, 2023	L-22	5:30 PM	50	50	TRUE	49	4	54	7%	4	34	captured some IDAX plate
3	Tuesday, May 2, 2023	L-3	7:00 AM	114	114	TRUE	114	3	117	3%	72	12	
3	Tuesday, May 2, 2023	L-3	8:30 AM	118	118	TRUE	118	13	131	10%	76	12	
3	Tuesday, May 2, 2023	L-3	4:00 PM	103	103	TRUE	102	8	111	7%	50	17	
3	Tuesday, May 2, 2023	L-3	5:30 PM	91	91	TRUE	93	5	98	5%	42	14	LPR counts exceed scan lo
3	Wednesday, May 3, 2023	Museum Lots	7:00 AM	29	29	TRUE	29	4	33	12%	8	14	
3	Wednesday, May 3, 2023	Museum Lots	8:30 AM	99	99	TRUE	98	6	105	6%	10	74	
3	Wednesday, May 3, 2023	Museum Lots	4:00 PM	137	137	TRUE	136	7	144	5%	3	112	
3	Wednesday, May 3, 2023	Museum Lots	5:30 PM	58	58	TRUE	58	1	59	2%	2	44	
3	Wednesday, May 3, 2023	Oak and Welch	7:00 AM	64	64	TRUE	65	0	65	0%	32	15	
3	Wednesday, May 3, 2023	Oak and Welch	8:30 AM	76	76	TRUE	75	0	76	0%	29	25	
3	Wednesday, May 3, 2023	Oak and Welch	4:00 PM	67	67	TRUE	61	0	67	0%	13	27	
3	Wednesday, May 3, 2023	Oak and Welch	5:30 PM	56	56	TRUE	56	1	57	2%	15	19	
3	Wednesday, May 3, 2023	PS-1 (Roth Way)	7:00 AM	427	427	TRUE	425	33	460	7%	206	54	
3	Wednesday, May 3, 2023	PS-1 (Roth Way)	8:30 AM	463	463	TRUE	470	28	498	6%	226	117	LPR counts exceed scan lo
3	Wednesday, May 3, 2023	PS-1 (Roth Way)	4:00 PM	572	572	TRUE	546	33	605	5%	202	179	
3	Wednesday, May 3, 2023	PS-1 (Roth Way)	5:30 PM	427	427	TRUE	339	30	457	7%	133	111	Large variance in vehicle c
3	Tuesday, May 2, 2023	PS-5 (Stock Farm)	7:00 AM	472	472	TRUE	469	55	527	10%	329	44	
3	Tuesday, May 2, 2023	PS-5 (Stock Farm)	8:30 AM	738	738	TRUE	738	47	785	6%	426	179	
3	Tuesday, May 2, 2023	PS-5 (Stock Farm)	4:00 PM	702	702	TRUE	702	64	766	8%	319	272	
3	Tuesday, May 2, 2023	PS-5 (Stock Farm)	5:30 PM	429	429	TRUE	428	40	469	9%	199	147	
3	Wednesday, May 3, 2023	PS-9	7:00 AM	325	325	TRUE	315	32	357	9%	285	2	
3	Wednesday, May 3, 2023	PS-9	8:30 AM	537	537	TRUE	495	45	582	8%	446	9	
3	Wednesday, May 3, 2023	PS-9	4:00 PM	465	465	TRUE	439	28	493	6%	396	7	
3	Wednesday, May 3, 2023	PS-9	5:30 PM	274	274	TRUE	246	27	301	9%	16	11	
3	Wednesday, May 3, 2023	Roth Way	7:00 AM	31	31	TRUE	31	1	32	3%	1	18	
3	Wednesday, May 3, 2023	Roth Way	8:30 AM	88	88	TRUE	88	1	89	1%	2	74	
3	Wednesday, May 3, 2023	Roth Way	4:00 PM	113	113	TRUE	114	3	117	3%	1	87	
3	Wednesday, May 3, 2023	Roth Way	5:30 PM	78	78	TRUE	78	2	80	3%	0	41	
3	Tuesday, May 2, 2023	Searsville Rd	7:00 AM	6	6	TRUE	6	2	8	25%	0	4	
3	Tuesday, May 2, 2023	Searsville Rd	8:30 AM	16	16	TRUE	16	2	18	11%	0	13	
3	Tuesday, May 2, 2023	Searsville Rd	4:00 PM	17	17	TRUE	17	1	18	6%	0	15	
3	Tuesday, May 2, 2023	Searsville Rd	5:30 PM	12	12	TRUE	12	1	13	8%	0	7	
4	Wednesday, May 10, 2023	CAM Garage	7:00 AM	372	372	TRUE	370	28	400	7%	249	55	
4	Wednesday, May 10, 2023	CAM Garage	8:30 AM	603	603	TRUE	600	38	641	6%	335	146	
4	Wednesday, May 10, 2023	CAM Garage	4:00 PM	474	474	TRUE	471	22	496	4%	253	132	
4	Wednesday, May 10, 2023	CAM Garage	5:30 PM	264	264	TRUE	263	24	288	8%	150	57	late start due to camera n
4	Tuesday, May 9, 2023	L-1	7:00 AM	19	19	TRUE	19	1	20	5%	10	5	ok
4	Tuesday, May 9, 2023	L-1	8:30 AM	111	111	TRUE	111	9	120	8%	59	26	ok
4	Tuesday, May 9, 2023	L-1	4:00 PM	182	182	TRUE	182	9	191	5%	76	61	ok
4	Tuesday, May 9, 2023	L-1	5:30 PM	84	84	TRUE	84	4	88	5%	36	27	ok

Week #	Date	Parking Facility	Observation Time	Scan Logs from Stanford	Scans observed by IDAX	Stanford and IDAX match?	Counted with Plate (dups removed)	Missed Plates	Total Vehicles	Percent Plates Missed	Hospital-Affiliate cars	University-Affiliate Cars	Notes
4	Wednesday, May 10, 2023	L-17	7:00 AM	49	49	TRUE	49	2	51	4%	14	24	
4	Wednesday, May 10, 2023	L-17	8:30 AM	194	194	TRUE	193	12	206	6%	42	108	
4	Wednesday, May 10, 2023	L-17	4:00 PM	264	264	TRUE	264	12	276	4%	39	167	
4	Wednesday, May 10, 2023	L-17	5:30 PM	176	176	TRUE	176	11	187	6%	23	104	
4	Wednesday, May 10, 2023	L-18	7:00 AM	182	182	TRUE	179	12	194	6%	90	26	
4	Wednesday, May 10, 2023	L-18	8:30 AM	251	251	TRUE	249	16	267	6%	120	52	
4	Wednesday, May 10, 2023	L-18	4:00 PM	266	266	TRUE	266	15	281	5%	84	100	
4	Wednesday, May 10, 2023	L-18	5:30 PM	206	206	TRUE	206	16	222	7%	61	68	
4	Tuesday, May 9, 2023	L-1A	7:00 AM	16	16	TRUE	16	2	18	11%	8	2	ok
4	Tuesday, May 9, 2023	L-1A	8:30 AM	39	39	TRUE	41	4	45	9%	12	11	ok
4	Tuesday, May 9, 2023	L-1A	4:00 PM	38	38	TRUE	37	7	45	16%	13	6	ok
4	Tuesday, May 9, 2023	L-1A	5:30 PM	22	22	TRUE	22	2	24	8%	10	4	ok
4	Wednesday, May 10, 2023	L-2	7:00 AM	33	33	TRUE	33	2	35	6%	16	11	
4	Wednesday, May 10, 2023	L-2	8:30 AM	102	102	TRUE	102	6	108	6%	31	31	
4	Wednesday, May 10, 2023	L-2	4:00 PM	94	94	TRUE	93	9	103	9%	22	33	late start due to camera m
4	Wednesday, May 10, 2023	L-2	5:30 PM	45	45	TRUE	45	5	50	10%	15	16	10 spaces for maintenanc
4	Wednesday, May 10, 2023	L-20	7:00 AM	20	20	TRUE	20	1	21	5%	3	7	
4	Wednesday, May 10, 2023	L-20	8:30 AM	46	46	TRUE	46	3	49	6%	7	26	
4	Wednesday, May 10, 2023	L-20	4:00 PM	131	131	TRUE	131	5	136	4%	12	85	
4	Wednesday, May 10, 2023	L-20	5:30 PM	76	76	TRUE	76	6	82	7%	8	48	
4	Wednesday, May 10, 2023	L-22	7:00 AM	45	45	TRUE	45	4	49	8%	1	29	
4	Wednesday, May 10, 2023	L-22	8:30 AM	66	66	TRUE	66	7	73	10%	1	47	
4	Wednesday, May 10, 2023	L-22	4:00 PM	89	89	TRUE	89	8	97	8%	3	56	
4	Wednesday, May 10, 2023	L-22	5:30 PM	57	57	TRUE	57	8	65	12%	3	35	2+ event parking
4	Wednesday, May 10, 2023	L-3	7:00 AM	117	117	TRUE	115	12	129	9%	72	13	4 special permit alerts
4	Wednesday, May 10, 2023	L-3	8:30 AM	123	123	TRUE	121	10	133	8%	73	17	4 special permit alerts
4	Wednesday, May 10, 2023	L-3	4:00 PM	88	88	TRUE	89	9	98	9%	10	26	LPR counts exceed scan lo
4	Wednesday, May 10, 2023	L-3	5:30 PM	88	88	TRUE	89	10	99	10%	48	17	88 reads; late start due to
4	Tuesday, May 9, 2023	Museum Lots	7:00 AM	28	28	TRUE	28	4	32	13%	8	11	
4	Tuesday, May 9, 2023	Museum Lots	8:30 AM	77	77	TRUE	77	4	81	5%	12	55	
4	Tuesday, May 9, 2023	Museum Lots	4:00 PM	111	111	TRUE	112	1	113	1%	5	89	ok
4	Tuesday, May 9, 2023	Museum Lots	5:30 PM	56	56	TRUE	56	2	58	3%	3	41	
4	Tuesday, May 9, 2023	Oak and Welch	7:00 AM	65	65	TRUE	65	1	66	2%	32	15	
4	Tuesday, May 9, 2023	Oak and Welch	8:30 AM	74	74	TRUE	75	2	77	3%	29	25	
4	Tuesday, May 9, 2023	Oak and Welch	4:00 PM	60	60	TRUE	61	1	62	2%	13	27	
4	Tuesday, May 9, 2023	Oak and Welch	5:30 PM	63	63	TRUE	63	4	67	6%	10	26	soccer parking
4	Tuesday, May 9, 2023	PS-1 (Roth Way)	7:00 AM	425	425	TRUE	425	31	456	7%	206	54	
4	Tuesday, May 9, 2023	PS-1 (Roth Way)	8:30 AM	470	470	TRUE	470	32	502	6%	226	117	
4	Tuesday, May 9, 2023	PS-1 (Roth Way)	4:00 PM	546	546	TRUE	546	41	587	7%	202	179	
4	Tuesday, May 9, 2023	PS-1 (Roth Way)	5:30 PM	394	394	TRUE	393	1	395	0%	133	111	
4	Wednesday, May 10, 2023	PS-5 (Stock Farm)	7:00 AM	486	486	TRUE	483	52	538	10%	340	48	
4	Wednesday, May 10, 2023	PS-5 (Stock Farm)	8:30 AM	863	863	TRUE	857	77	940	8%	543	181	
4	Wednesday, May 10, 2023	PS-5 (Stock Farm)	4:00 PM	710	710	TRUE	702	78	788	10%	348	245	
4	Wednesday, May 10, 2023	PS-5 (Stock Farm)	5:30 PM	457	457	TRUE	457	53	510	10%	225	151	
4	Tuesday, May 9, 2023	PS-9	7:00 AM	319	319	TRUE	315	29	348	8%	285	2	
4	Tuesday, May 9, 2023	PS-9	8:30 AM	500	500	TRUE	495	42	542	8%	446	9	
4	Tuesday, May 9, 2023	PS-9	4:00 PM	439	439	TRUE	439	40	479	8%	396	7	
4	Tuesday, May 9, 2023	PS-9	5:30 PM	246	246	TRUE	246	23	269	9%	216	5	
4	Tuesday, May 9, 2023	Roth Way	7:00 AM	33	33	TRUE	33	1	34	3%	0	21	
4	Tuesday, May 9, 2023	Roth Way	8:30 AM	89	89	TRUE	89	0	89	0%	0	68	
4	Tuesday, May 9, 2023	Roth Way	4:00 PM	113	113	TRUE	113	0	113	0%	0	83	No missed plates noted
4	Tuesday, May 9, 2023	Roth Way	5:30 PM	57	57	TRUE	57	2	59	3%	1	34	
4	Wednesday, May 10, 2023	Searsville Rd	7:00 AM	3	3	TRUE	3	0	3	0%	1	1	
4	Wednesday, May 10, 2023	Searsville Rd	8:30 AM	12	12	TRUE	12	0	12	0%	1	8	
4	Wednesday, May 10, 2023	Searsville Rd	4:00 PM	26	26	TRUE	26	0	26	0%	3	20	
4	Wednesday, May 10, 2023	Searsville Rd	5:30 PM	18	18	TRUE	18	0	18	0%	3	12	
5	Tuesday, May 16, 2023	CAM Garage	7:00 AM	349	349	TRUE	346	34	383	9%	251	46	
5	Tuesday, May 16, 2023	CAM Garage	8:30 AM	581	581	TRUE	578	39	581	7%	349	155	
5	Tuesday, May 16, 2023	CAM Garage	4:00 PM	478	478	TRUE	475	27	505	5%	276	133	
5	Tuesday, May 16, 2023	CAM Garage	5:30 PM	291	291	TRUE	289	20	311	6%	185	57	
5	Wednesday, May 17, 2023	L-1	7:00 AM	21	21	TRUE	21	3	24	13%	13	5	
5	Wednesday, May 17, 2023	L-1	8:30 AM	94	94	TRUE	94	7	101	7%	54	23	
5	Wednesday, May 17, 2023	L-1	4:00 PM	153	153	TRUE	153	8	161	5%	68	47	
5	Wednesday, May 17, 2023	L-1	5:30 PM	86	86	TRUE	86	7	93	8%	38	25	
5	Tuesday, May 16, 2023	L-17	7:00 AM	68	68	TRUE	68	8	76	11%	21	26	
5	Tuesday, May 16, 2023	L-17	8:30 AM	183	183	TRUE	183	16	199	8%	46	90	

Week #	Date	Parking Facility	Observation Time	Scan Logs from Stanford	Scans observed by IDAX	Stanford and IDAX match?	Counted with Plate (dups removed)	Missed Plates	Total Vehicles	Percent Plates Missed	Hospital-Affiliate cars	University-Affiliate Cars	Notes
5	Tuesday, May 16, 2023	L-17	4:00 PM	251	251	TRUE	251	13	264	5%	31	160	
5	Tuesday, May 16, 2023	L-17	5:30 PM	143	143	TRUE	143	11	154	7%	17	88	
5	Tuesday, May 16, 2023	L-18	7:00 AM	189	189	TRUE	186	17	206	8%	95	29	
5	Tuesday, May 16, 2023	L-18	8:30 AM	264	264	TRUE	258	15	279	5%	119	57	
5	Tuesday, May 16, 2023	L-18	4:00 PM	286	286	TRUE	283	18	304	6%	97	108	
5	Tuesday, May 16, 2023	L-18	5:30 PM	189	189	TRUE	187	14	203	7%	62	68	
5	Wednesday, May 17, 2023	L-1A	7:00 AM	9	9	TRUE	9	6	15	40%	6	0	
5	Wednesday, May 17, 2023	L-1A	8:30 AM	35	36	FALSE	36	8	44	18%	13	6	
5	Wednesday, May 17, 2023	L-1A	4:00 PM	31	31	TRUE	31	83	114	73%	10	6	
5	Wednesday, May 17, 2023	L-1A	5:30 PM	22	22	TRUE	22	5	27	19%	10	3	
5	Tuesday, May 16, 2023	L-2	7:00 AM	35	35	TRUE	35	1	36	3%	18	9	
5	Tuesday, May 16, 2023	L-2	8:30 AM	103	103	TRUE	102	3	106	3%	35	35	
5	Tuesday, May 16, 2023	L-2	4:00 PM	98	98	TRUE	98	8	106	8%	29	35	
5	Tuesday, May 16, 2023	L-2	5:30 PM	54	54	TRUE	53	1	55	2%	19	23	
5	Tuesday, May 16, 2023	L-20	7:00 AM	21	21	TRUE	21	3	24	13%	2	11	
5	Tuesday, May 16, 2023	L-20	8:30 AM	43	43	TRUE	43	2	45	4%	7	27	
5	Tuesday, May 16, 2023	L-20	4:00 PM	138	138	TRUE	138	6	144	4%	14	103	
5	Tuesday, May 16, 2023	L-20	5:30 PM	97	97	TRUE	97	3	100	3%	9	65	
5	Tuesday, May 16, 2023	L-22	7:00 AM	53	53	TRUE	53	7	60	12%	3	27	
5	Tuesday, May 16, 2023	L-22	8:30 AM	78	78	TRUE	77	10	88	11%	2	49	error in IDAX notations
5	Tuesday, May 16, 2023	L-22	4:00 PM	77	77	TRUE	76	5	82	6%	5	53	
5	Tuesday, May 16, 2023	L-22	5:30 PM	56	56	TRUE	55	5	61	8%	3	34	
5	Tuesday, May 16, 2023	L-3	7:00 AM	115	115	TRUE	115	16	131	12%	72	9	
5	Tuesday, May 16, 2023	L-3	8:30 AM	119	119	TRUE	119	13	132	10%	78	11	
5	Tuesday, May 16, 2023	L-3	4:00 PM	93	93	TRUE	93	12	105	11%	52	14	
5	Tuesday, May 16, 2023	L-3	5:30 PM	90	90	TRUE	90	9	99	9%	51	10	
5	Wednesday, May 17, 2023	Museum Lots	7:00 AM	25	25	TRUE	25	3	28	11%	7	12	
5	Wednesday, May 17, 2023	Museum Lots	8:30 AM	102	102	TRUE	101	5	107	5%	10	79	
5	Wednesday, May 17, 2023	Museum Lots	4:00 PM	139	139	TRUE	138	3	142	2%	7	107	
5	Wednesday, May 17, 2023	Museum Lots	5:30 PM	57	57	TRUE	57	3	60	5%	4	44	IDAX Notes are strange
5	Wednesday, May 17, 2023	Oak and Welch	7:00 AM	62	62	TRUE	62	1	63	2%	29	14	
5	Wednesday, May 17, 2023	Oak and Welch	8:30 AM	75	75	TRUE	75	2	77	3%	34	21	
5	Wednesday, May 17, 2023	Oak and Welch	4:00 PM	69	69	TRUE	69	2	71	3%	16	29	
5	Wednesday, May 17, 2023	Oak and Welch	5:30 PM	68	68	TRUE	68	1	69	1%	11	26	soccer parking
5	Wednesday, May 17, 2023	PS-1 (Roth Way)	7:00 AM	426	426	TRUE	428	34	462	7%	202	45	
5	Wednesday, May 17, 2023	PS-1 (Roth Way)	8:30 AM	489	489	TRUE	492	26	518	5%	227	123	
5	Wednesday, May 17, 2023	PS-1 (Roth Way)	4:00 PM	557	557	TRUE	559	27	586	5%	208	173	
5	Wednesday, May 17, 2023	PS-1 (Roth Way)	5:30 PM	420	420	TRUE	420	23	443	5%	151	121	
5	Tuesday, May 16, 2023	PS-5 (Stock Farm)	7:00 AM	488	488	TRUE	487	46	534	9%	346	47	
5	Tuesday, May 16, 2023	PS-5 (Stock Farm)	8:30 AM	879	879	TRUE	876	84	963	9%	569	174	
5	Tuesday, May 16, 2023	PS-5 (Stock Farm)	4:00 PM	723	723	FALSE	702	723	723	0%	348	245	No IDAX observer provide
5	Tuesday, May 16, 2023	PS-5 (Stock Farm)	5:30 PM	491	491	TRUE	491	51	542	9%	238	166	
5	Wednesday, May 17, 2023	PS-9	7:00 AM	330	330	TRUE	323	30	360	8%	304	1	
5	Wednesday, May 17, 2023	PS-9	8:30 AM	537	537	TRUE	527	43	580	7%	471	9	
5	Wednesday, May 17, 2023	PS-9	4:00 PM	449	449	TRUE	443	45	494	9%	387	7	
5	Wednesday, May 17, 2023	PS-9	5:30 PM	244	244	TRUE	239	21	265	8%	207	4	
5	Wednesday, May 17, 2023	Roth Way	7:00 AM	32	32	TRUE	32	1	33	3%	0	21	
5	Wednesday, May 17, 2023	Roth Way	8:30 AM	85	85	TRUE	85	3	88	3%	0	72	
5	Wednesday, May 17, 2023	Roth Way	4:00 PM	97	97	TRUE	97	2	99	2%	1	77	
5	Wednesday, May 17, 2023	Roth Way	5:30 PM	67	67	TRUE	67	67	67	0%	1	45	
5	Tuesday, May 16, 2023	Searsville Rd	7:00 AM	7	7	TRUE	7	0	7	0%	1	4	
5	Tuesday, May 16, 2023	Searsville Rd	8:30 AM	13	13	TRUE	13	0	13	0%	1	10	
5	Tuesday, May 16, 2023	Searsville Rd	4:00 PM	17	17	TRUE	17	0	17	0%	1	15	
5	Tuesday, May 16, 2023	Searsville Rd	5:30 PM	10	10	TRUE	10	1	11	9%	1	7	
6	Wednesday, May 24, 2023	CAM Garage	7:00 AM	431	431	TRUE	427	41	472	9%	304	54	
6	Wednesday, May 24, 2023	CAM Garage	8:30 AM	658	658	TRUE	652	49	707	7%	391	159	
6	Wednesday, May 24, 2023	CAM Garage	4:00 PM	478	478	TRUE	474	36	514	7%	262	132	
6	Wednesday, May 24, 2023	CAM Garage	5:30 PM	291	291	TRUE	287	22	313	7%	164	67	
6	Tuesday, May 23, 2023	L-1	7:00 AM	24	24	TRUE	24	2	26	8%	12	5	
6	Tuesday, May 23, 2023	L-1	8:30 AM	109	109	TRUE	109	4	113	4%	61	27	
6	Tuesday, May 23, 2023	L-1	4:00 PM	168	168	TRUE	168	16	184	9%	69	59	
6	Tuesday, May 23, 2023	L-1	5:30 PM	85	85	TRUE	85	9	94	10%	34	30	
6	Wednesday, May 24, 2023	L-17	7:00 AM	69	69	TRUE	69	69	69	0%	23	31	
6	Wednesday, May 24, 2023	L-17	8:30 AM	191	191	TRUE	191	11	202	5%	46	101	
6	Wednesday, May 24, 2023	L-17	4:00 PM	265	265	TRUE	265	16	281	6%	44	164	
6	Wednesday, May 24, 2023	L-17	5:30 PM	151	151	TRUE	151	9	160	6%	23	86	

Week #	Date	Parking Facility	Observation Time	Scan Logs from Stanford	Scans observed by IDAX	Stanford and IDAX match?	Counted with Plate (dups removed)	Missed Plates	Total Vehicles	Percent Plates Missed	Hospital-Affiliate cars	University-Affiliate Cars	Notes
6	Wednesday, May 24, 2023	L-18	7:00 AM	194	194	TRUE	193	7	201	3%	94	34	
6	Wednesday, May 24, 2023	L-18	8:30 AM	265	265	TRUE	265	12	277	4%	118	74	
6	Wednesday, May 24, 2023	L-18	4:00 PM	276	276	TRUE	272	16	292	5%	95	102	
6	Wednesday, May 24, 2023	L-18	5:30 PM	206	206	TRUE	206	9	215	4%	79	66	
6	Tuesday, May 23, 2023	L-1A	7:00 AM	18	18	TRUE	18	3	21	14%	9	0	
6	Tuesday, May 23, 2023	L-1A	8:30 AM	35	35	TRUE	35	3	38	8%	11	9	
6	Tuesday, May 23, 2023	L-1A	4:00 PM	34	34	TRUE	35	6	41	15%	13	8	
6	Tuesday, May 23, 2023	L-1A	5:30 PM	25	25	TRUE	25	4	29	14%	10	4	
6	Wednesday, May 24, 2023	L-2	7:00 AM	29	29	TRUE	29	3	32	9%	17	7	Stanford log hard to read
6	Wednesday, May 24, 2023	L-2	8:30 AM	88	88	TRUE	88	2	90	2%	33	19	
6	Wednesday, May 24, 2023	L-2	4:00 PM	97	97	TRUE	97	5	102	5%	35	28	
6	Wednesday, May 24, 2023	L-2	5:30 PM	59	59	TRUE	59	3	62	5%	20	17	
6	Wednesday, May 24, 2023	L-20	7:00 AM	24	24	TRUE	24	2	26	8%	1	14	
6	Wednesday, May 24, 2023	L-20	8:30 AM	58	58	TRUE	58	5	63	8%	7	36	
6	Wednesday, May 24, 2023	L-20	4:00 PM	136	136	TRUE	135	136	272	50%	13	90	
6	Wednesday, May 24, 2023	L-20	5:30 PM	86	86	TRUE	86	4	90	4%	9	50	
6	Wednesday, May 24, 2023	L-22	7:00 AM	51	51	TRUE	51	10	61	16%	1	29	
6	Wednesday, May 24, 2023	L-22	8:30 AM	70	70	TRUE	72	9	81	11%	1	46	
6	Wednesday, May 24, 2023	L-22	4:00 PM	78	78	TRUE	78	8	86	9%	5	48	
6	Wednesday, May 24, 2023	L-22	5:30 PM	55	55	TRUE	55	0	55	0%	6	30	
6	Wednesday, May 24, 2023	L-3	7:00 AM	117	117	TRUE	117	10	127	8%	80	3	
6	Wednesday, May 24, 2023	L-3	8:30 AM	120	120	TRUE	120	11	131	8%	80	6	
6	Wednesday, May 24, 2023	L-3	4:00 PM	94	94	TRUE	94	14	108	13%	56	8	
6	Wednesday, May 24, 2023	L-3	5:30 PM	84	84	TRUE	84	15	99	15%	44	5	
6	Tuesday, May 23, 2023	Museum Lots	7:00 AM	27	27	TRUE	27	4	31	13%	9	14	
6	Tuesday, May 23, 2023	Museum Lots	8:30 AM	82	82	TRUE	80	4	86	5%	11	55	
6	Tuesday, May 23, 2023	Museum Lots	4:00 PM	119	119	TRUE	118	2	121	2%	5	88	
6	Tuesday, May 23, 2023	Museum Lots	5:30 PM	43	43	TRUE	43	13	56	23%	4	30	
6	Tuesday, May 23, 2023	Oak and Welch	7:00 AM	67	67	TRUE	67	4	71	6%	36	12	
6	Tuesday, May 23, 2023	Oak and Welch	8:30 AM	74	75	FALSE	74	7	82	9%	38	15	
6	Tuesday, May 23, 2023	Oak and Welch	4:00 PM	60	60	TRUE	61	0	61	0%	23	19	
6	Wednesday, May 31, 2023	Oak and Welch	5:30 PM	56	56	TRUE	63	1	64	2%	10	26	
6	Tuesday, May 23, 2023	PS-1 (Roth Way)	7:00 AM	417	417	TRUE	418	31	449	7%	197	52	
6	Tuesday, May 23, 2023	PS-1 (Roth Way)	8:30 AM	456	456	TRUE	458	27	485	6%	216	108	
6	Tuesday, May 23, 2023	PS-1 (Roth Way)	4:00 PM	562	562	TRUE	563	30	593	5%	199	183	
6	Tuesday, May 23, 2023	PS-1 (Roth Way)	5:30 PM	390	390	TRUE	390	27	417	6%	134	109	
6	Wednesday, May 24, 2023	PS-5 (Stock Farm)	7:00 AM	537	537	TRUE	538	61	599	10%	372	57	
6	Wednesday, May 24, 2023	PS-5 (Stock Farm)	8:30 AM	911	911	TRUE	911	105	1016	10%	584	178	
6	Wednesday, May 24, 2023	PS-5 (Stock Farm)	4:00 PM	NA	572	FALSE	572	63	635	10%	301	201	Stanford scan log not colle
6	Wednesday, May 24, 2023	PS-5 (Stock Farm)	5:30 PM	NA	489	FALSE	479	54	543	10%	233	168	Stanford scan log not colle
6	Tuesday, May 23, 2023	PS-9	7:00 AM	320	320	TRUE	314	35	355	10%	284	4	
6	Tuesday, May 23, 2023	PS-9	8:30 AM	509	504	FALSE	470	44	553	8%	454	10	Large variance
6	Tuesday, May 23, 2023	PS-9	4:00 PM	464	464	TRUE	462	45	509	9%	410	6	
6	Tuesday, May 23, 2023	PS-9	5:30 PM	270	270	TRUE	270	29	299	10%	237	4	
6	Tuesday, May 23, 2023	Roth Way	7:00 AM	33	33	TRUE	33	0	33	0%	0	22	
6	Tuesday, May 23, 2023	Roth Way	8:30 AM	62	87	FALSE	62	0	87	0%	0	42	
6	Tuesday, May 23, 2023	Roth Way	4:00 PM	119	119	TRUE	87	0	119	0%	2	73	Large variance in vehicle c
6	Tuesday, May 23, 2023	Roth Way	5:30 PM	62	62	TRUE	119	2	121	2%	2	96	Large variance in vehicle c
6	Wednesday, May 24, 2023	Searsville Rd	7:00 AM	3	3	TRUE	3	1	4	25%	0	3	
6	Wednesday, May 24, 2023	Searsville Rd	8:30 AM	14	14	TRUE	14	1	15	7%	1	9	
6	Wednesday, May 24, 2023	Searsville Rd	4:00 PM	21	21	TRUE	21	1	22	5%	1	9	
6	Wednesday, May 24, 2023	Searsville Rd	5:30 PM	15	15	TRUE	15	0	15	0%	0	12	
6	Tuesday, May 23, 2023	Welch and Oak	6:00 PM	52	52	TRUE	52	3	55	5%	16	13	
7	Tuesday, October 17, 2023	L-17	7:00 AM	62	62	TRUE	62	5	67	7%	19	28	
7	Tuesday, October 17, 2023	L-18	7:00 AM	167	167	TRUE	167	9	176	5%	100	38	
7	Tuesday, October 17, 2023	L-20	7:00 AM	30	30	TRUE	30	4	34	12%	2	19	
7	Tuesday, October 17, 2023	PS-5 (Stock Farm)	7:00 AM	653	653	TRUE	652	42	695	6%	502	65	
7	Tuesday, October 17, 2023	L-3	7:00 AM	110	110	TRUE	95				86	6	
7	Tuesday, October 17, 2023	CAM Garage	7:00 AM	486	486	TRUE	443	42	528	8%	356	68	
7	Tuesday, October 17, 2023	L-2	7:00 AM	41	41	TRUE	34	7	48	15%	18	12	
7	Tuesday, October 17, 2023	L-17	8:30 AM	177	177	TRUE	160	3	180	2%	46	91	
7	Tuesday, October 17, 2023	L-18	8:30 AM	249	249	TRUE	224	6	255	2%	131	77	
7	Tuesday, October 17, 2023	L-20	8:30 AM	66	66	TRUE	58	3	69	4%	7	45	
7	Tuesday, October 17, 2023	PS-5 (Stock Farm)	8:30 AM	963	963	TRUE	916	32	995	3%	623	221	
7	Tuesday, October 17, 2023	L-3	8:30 AM	112	112	TRUE	100	18	130	14%	86	8	
7	Tuesday, October 17, 2023	CAM Garage	8:30 AM	627	627	TRUE	578	61	688	9%	425	129	



Week #	Date	Parking Facility	Observation Time	Scan Logs from Stanford	Scans observed by IDAX	Stanford and IDAX match?	Counted with Plate (dups removed)	Missed Plates	Total Vehicles	Percent Plates Missed	Hospital-Affiliate cars	University-Affiliate Cars	Notes
7	Tuesday, October 17, 2023	L-2	8:30 AM	87	87	TRUE	70	7	94	7%	31	34	
7	Tuesday, October 17, 2023	L-17	4:00 PM	271	271	TRUE	248	13	284	5%	36	177	
7	Tuesday, October 17, 2023	L-18	4:00 PM	266	266	TRUE	236	15	281	5%	117	101	
7	Tuesday, October 17, 2023	L-20	4:00 PM	126	126	TRUE	116	4	130	3%	16	88	
7	Tuesday, October 17, 2023	PS-5 (Stock Farm)	4:00 PM	923	923	TRUE	886	79	1002	8%	478	335	
7	Tuesday, October 17, 2023	L-3	4:00 PM	97	97	TRUE	78	13	110	12%	62	10	
7	Tuesday, October 17, 2023	CAM Garage	4:00 PM	468	468	TRUE	430	39	507	8%	304	112	
7	Tuesday, October 17, 2023	L-2	4:00 PM	102	102	TRUE	77	8	110	7%	31	38	
7	Tuesday, October 17, 2023	L-17	5:30 PM	149	149	TRUE	138	19	168	11%	17	101	
7	Tuesday, October 17, 2023	L-18	5:30 PM	167	167	TRUE	141	9	176	5%	81	52	
7	Tuesday, October 17, 2023	L-20	5:30 PM	82	82	TRUE	76	4	86	5%	11	55	
7	Tuesday, October 17, 2023	PS-5 (Stock Farm)	5:30 PM	526	526	TRUE	491	55	581	9%	306	137	
7	Tuesday, October 17, 2023	L-3	5:30 PM	101	101	TRUE	73	19	120	16%	56	10	
7	Tuesday, October 17, 2023	CAM Garage	5:30 PM	292	292	TRUE	272	21	313	7%	206	60	
7	Tuesday, October 17, 2023	L-2	5:30 PM	54	54	TRUE	42	5	59	8%	16	21	
7	Wednesday, October 18, 2023	Roth Way	7:00 AM	39	39	TRUE	33	1	40	3%	1	26	spaces for event
7	Wednesday, October 18, 2023	Museum Lots	7:00 AM	33	33	TRUE	32	2	35	6%	9	17	
7	Wednesday, October 18, 2023	PS-1 (Roth Way)	7:00 AM	418	418	TRUE	324	40	458	9%	228	51	
7	Wednesday, October 18, 2023	Searsville Rd	7:00 AM	2	2	TRUE	2	2	4	50%	1	1	
7	Wednesday, October 18, 2023	L-22	7:00 AM	62	62	TRUE	41	11	73	15%	2	33	count includes vehicles w
7	Wednesday, October 18, 2023	L-1A	7:00 AM	13	13	TRUE	11	6	19	32%	8	0	CONSTRUCTION, arboritur
7	Wednesday, October 18, 2023	L-1	7:00 AM	54	54	TRUE	51	1	55	2%	40	9	
7	Wednesday, October 18, 2023	Oak and Welch	7:00 AM	56	56	TRUE	47	5	57	2%	35	9	
7	Wednesday, October 18, 2023	Roth Way	8:30 AM	89	89	TRUE	79	2	91	2%	3	69	30 spaces 10-6; big ideas e
7	Wednesday, October 18, 2023	Museum Lots	8:30 AM	108	108	TRUE	95	5	113	4%	10	76	
7	Wednesday, October 18, 2023	PS-1 (Roth Way)	8:30 AM	414	414	TRUE	378	36	450	8%	238	94	
7	Wednesday, October 18, 2023	Searsville Rd	8:30 AM	11	11	TRUE	10	3	14	21%	1	8	
7	Wednesday, October 18, 2023	L-22	8:30 AM	101	101	TRUE	69	13	114	11%	3	55	
7	Wednesday, October 18, 2023	L-1A	8:30 AM	35	35	TRUE	21	1	36	3%	11	4	construction
7	Wednesday, October 18, 2023	L-1	8:30 AM	196	196	TRUE	177	13	209	6%	113	56	
7	Wednesday, October 18, 2023	Oak and Welch	8:30 AM	59	59	TRUE	54	1	60	2%	36	12	
7	Wednesday, October 18, 2023	Roth Way	4:00 PM	115	115	TRUE	94	9	124	7%	3	84	
7	Wednesday, October 18, 2023	Museum Lots	4:00 PM	149	149	TRUE	130	2	151	1%	3	119	
7	Wednesday, October 18, 2023	PS-1 (Roth Way)	4:00 PM	485	485	TRUE	433	57	542	11%	214	152	
7	Wednesday, October 18, 2023	Searsville Rd	4:00 PM	26	26	TRUE	26	2	28	7%	1	24	
7	Wednesday, October 18, 2023	L-22	4:00 PM	81	81	TRUE	65	9	90	10%	6	57	
7	Wednesday, October 18, 2023	L-1A	4:00 PM	35	35	TRUE	20	3	38	8%	8	8	
7	Wednesday, October 18, 2023	L-1	4:00 PM	242	242	TRUE	209	15	257	6%	115	79	
7	Wednesday, October 18, 2023	Oak and Welch	4:00 PM	46	46	TRUE	39	1	47	2%	16	18	
7	Wednesday, October 18, 2023	Roth Way	5:30 PM	58	58	TRUE	48	3	61	5%	3	37	
7	Wednesday, October 18, 2023	Museum Lots	5:30 PM	51	51	TRUE	41	5	56	9%	1	39	
7	Wednesday, October 18, 2023	PS-1 (Roth Way)	5:30 PM	364	364	TRUE	314	41	405	10%	152	91	
7	Wednesday, October 18, 2023	Searsville Rd	5:30 PM	13	13	TRUE	13	1	14	7%	1	12	
7	Wednesday, October 18, 2023	L-22	5:30 PM	49	49	TRUE	40	4	53	8%	5	33	
7	Wednesday, October 18, 2023	L-1A	5:30 PM	27	27	TRUE	17	6	33	18%	11	5	
7	Wednesday, October 18, 2023	L-1	5:30 PM	111	111	TRUE	98	4	115	3%	54	36	
7	Wednesday, October 18, 2023	Oak and Welch	5:30 PM	49	49	TRUE	37	0	49	0%	14	14	
8	Tuesday, October 24, 2023	Roth Way	7:00 AM	31	31	TRUE	24	3	34	9%	0	20	
8	Tuesday, October 24, 2023	Museum Lots	7:00 AM	36	36	TRUE	36	1	37	3%	11	18	
8	Tuesday, October 24, 2023	PS-1 (Roth Way)	7:00 AM	420	420	TRUE	320	30	450	7%	208	53	
8	Tuesday, October 24, 2023	Searsville Rd	7:00 AM	6	6	TRUE	6	3	9	33%	0	5	
8	Tuesday, October 24, 2023	L-22	7:00 AM	58	58	TRUE	38	15	73	21%	4	30	
8	Tuesday, October 24, 2023	L-1A	7:00 AM	17	17	TRUE	12	1	18	6%	9	0	
8	Tuesday, October 24, 2023	L-1	7:00 AM	49	49	TRUE	42	4	53	8%	33	8	
8	Tuesday, October 24, 2023	Oak and Welch	7:00 AM	54	54	TRUE	49	4	58	7%	34	12	
8	Tuesday, October 24, 2023	Roth Way	8:30 AM	80	80	TRUE	73	1	81	1%	1	64	
8	Tuesday, October 24, 2023	Museum Lots	8:30 AM	95	95	TRUE	89	2	97	2%	13	66	
8	Tuesday, October 24, 2023	PS-1 (Roth Way)	8:30 AM	472	472	TRUE	429	32	504	6%	256	101	
8	Tuesday, October 24, 2023	Searsville Rd	8:30 AM	12	12	TRUE	12	3	15	20%	1	9	
8	Tuesday, October 24, 2023	L-22	8:30 AM	69	69	TRUE	52	13	82	16%	4	42	
8	Tuesday, October 24, 2023	L-1A	8:30 AM	35	39	FALSE	26	4	43	9%	15	6	
8	Tuesday, October 24, 2023	L-1	8:30 AM	189	189	TRUE	172	18	207	9%	106	57	
8	Tuesday, October 24, 2023	Oak and Welch	8:30 AM	65	65	TRUE	59	3	68	4%	36	18	
8	Tuesday, October 24, 2023	Roth Way	4:00 PM	112	112	TRUE	96	3	115	3%	1	85	
8	Tuesday, October 24, 2023	Museum Lots	4:00 PM	124	124	TRUE	112	4	128	3%	7	95	
8	Tuesday, October 24, 2023	PS-1 (Roth Way)	4:00 PM	533	533	TRUE	470	45	578	8%	210	166	

Week #	Date	Parking Facility	Observation Time	Scan Logs from Stanford	Scans observed by IDAX	Stanford and IDAX match?	Counted with Plate (dups removed)	Missed Plates	Total Vehicles	Percent Plates Missed	Hospital-Affiliate cars	University-Affiliate Cars	Notes
8	Tuesday, October 24, 2023	Searsville Rd	4:00 PM	23	23	TRUE	19	1	24	4%	1	18	
8	Tuesday, October 24, 2023	L-22	4:00 PM	93	93	TRUE	75	7	100	7%	8	64	
8	Tuesday, October 24, 2023	L-1A	4:00 PM	44	44	TRUE	25	3	47	6%	15	8	
8	Tuesday, October 24, 2023	L-1	4:00 PM	230	230	TRUE	207	8	238	3%	113	79	
8	Tuesday, October 24, 2023	Oak and Welch	4:00 PM	57	57	TRUE	51	4	61	7%	19	23	
8	Tuesday, October 24, 2023	Roth Way	5:30 PM	77	77	TRUE	50	2	79	3%	0	42	
8	Tuesday, October 24, 2023	Museum Lots	5:30 PM	65	65	TRUE	52	3	68	4%	5	42	
8	Tuesday, October 24, 2023	PS-1 (Roth Way)	5:30 PM	392	392	TRUE	335	36	428	8%	149	104	
8	Tuesday, October 24, 2023	Searsville Rd	5:30 PM	14	14	TRUE	13	1	15	7%	2	11	
8	Tuesday, October 24, 2023	L-22	5:30 PM	59	59	TRUE	45	8	67	12%	8	37	
8	Tuesday, October 24, 2023	L-1A	5:30 PM	45	45	TRUE	32	4	49	8%	15	12	
8	Tuesday, October 24, 2023	L-1	5:30 PM	120	120	TRUE	113	5	125	4%	62	101	
8	Tuesday, October 24, 2023	Oak and Welch	5:30 PM	56	56	TRUE	41	2	58	3%	14	17	
8	Wednesday, October 25, 2023	CAM Garage	7:00 AM	441	441	TRUE	390	35	476	7%	319	56	
8	Wednesday, October 25, 2023	L-17	7:00 AM	58	58	TRUE	52	10	68	15%	15	26	
8	Wednesday, October 25, 2023	L-18	7:00 AM	181	181	TRUE	161	13	194	7%	112	37	
8	Wednesday, October 25, 2023	L-2	7:00 AM	28	28	TRUE	23	5	33	15%	12	7	
8	Wednesday, October 25, 2023	L-20	7:00 AM	16	16	TRUE	14	4	20	20%	3	10	
8	Wednesday, October 25, 2023	L-3	7:00 AM	120	120	TRUE	96	10	130	8%	81	7	
8	Wednesday, October 25, 2023	PS-5 (Stock Farm)	7:00 AM	662	662	TRUE	602	47	709	7%	470	75	
8	Wednesday, October 25, 2023	CAM Garage	8:30 AM	649	649	TRUE	576	48	697	7%	422	125	
8	Wednesday, October 25, 2023	L-17	8:30 AM	168	168	TRUE	146	11	179	6%	38	83	
8	Wednesday, October 25, 2023	L-18	8:30 AM	250	250	TRUE	224	16	266	6%	139	66	
8	Wednesday, October 25, 2023	L-2	8:30 AM	73	73	TRUE	55	7	80	9%	24	18	
8	Wednesday, October 25, 2023	L-20	8:30 AM	53	53	TRUE	51	4	57	7%	5	45	
8	Wednesday, October 25, 2023	L-3	8:30 AM	114	114	TRUE	96	11	125	9%	80	10	
8	Wednesday, October 25, 2023	PS-5 (Stock Farm)	8:30 AM	982	982	TRUE	894	59	1041	6%	588	232	
8	Wednesday, October 25, 2023	CAM Garage	4:00 PM	513	513	TRUE	458	42	555	8%	310	128	
8	Wednesday, October 25, 2023	L-17	4:00 PM	255	255	TRUE	222	23	278	8%	37	148	
8	Wednesday, October 25, 2023	L-18	4:00 PM	274	274	TRUE	239	15	289	5%	116	103	
8	Wednesday, October 25, 2023	L-2	4:00 PM	98	98	TRUE	72	7	105	7%	22	39	
8	Wednesday, October 25, 2023	L-20	4:00 PM	140	140	TRUE	123	4	144	3%	18	95	
8	Wednesday, October 25, 2023	L-3	4:00 PM	98	98	TRUE	82	7	105	7%	61	12	
8	Wednesday, October 25, 2023	PS-5 (Stock Farm)	4:00 PM	899	899	TRUE	814	52	951	5%	425	316	
8	Wednesday, October 25, 2023	CAM Garage	5:30 PM	297	297	TRUE	266	22	319	7%	196	62	
8	Wednesday, October 25, 2023	L-17	5:30 PM	162	162	TRUE	146	17	179	9%	21	95	
8	Wednesday, October 25, 2023	L-18	5:30 PM	178	178	TRUE	152	12	190	6%	81	59	
8	Wednesday, October 25, 2023	L-2	5:30 PM	50	50	TRUE	39	2	52	4%	10	25	
8	Wednesday, October 25, 2023	L-20	5:30 PM	79	79	TRUE	72	6	85	7%	15	48	
8	Wednesday, October 25, 2023	L-3	5:30 PM	90	90	TRUE	72	8	98	8%	44	10	
8	Wednesday, October 25, 2023	PS-5 (Stock Farm)	5:30 PM	497	497	TRUE	450	40	537	7%	262	137	