

Walden West
Science School
Modernization

15555 SANBORN RD. SARATOGA CA. 95070



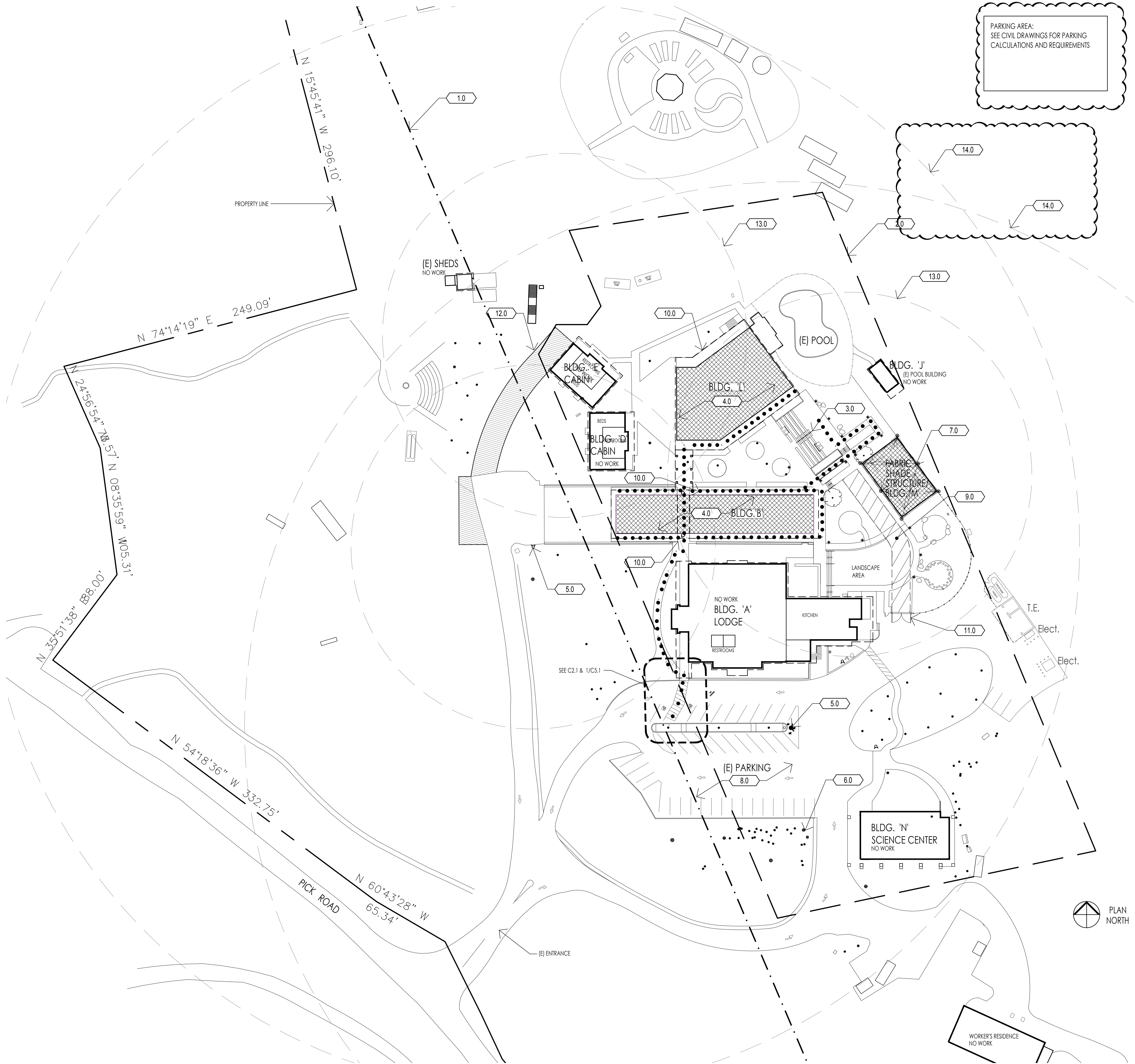
Drawing Title:
PROPERTY EXTENTS SITE PLAN

Scale: 1"=80'
Sheet:
A0.1

Revision:



Walden West
Science School
Modernization
15555 SANBORN RD. SARATOGA CA. 95070



SITE IMPROVEMENT NOTES:

LEGEND:

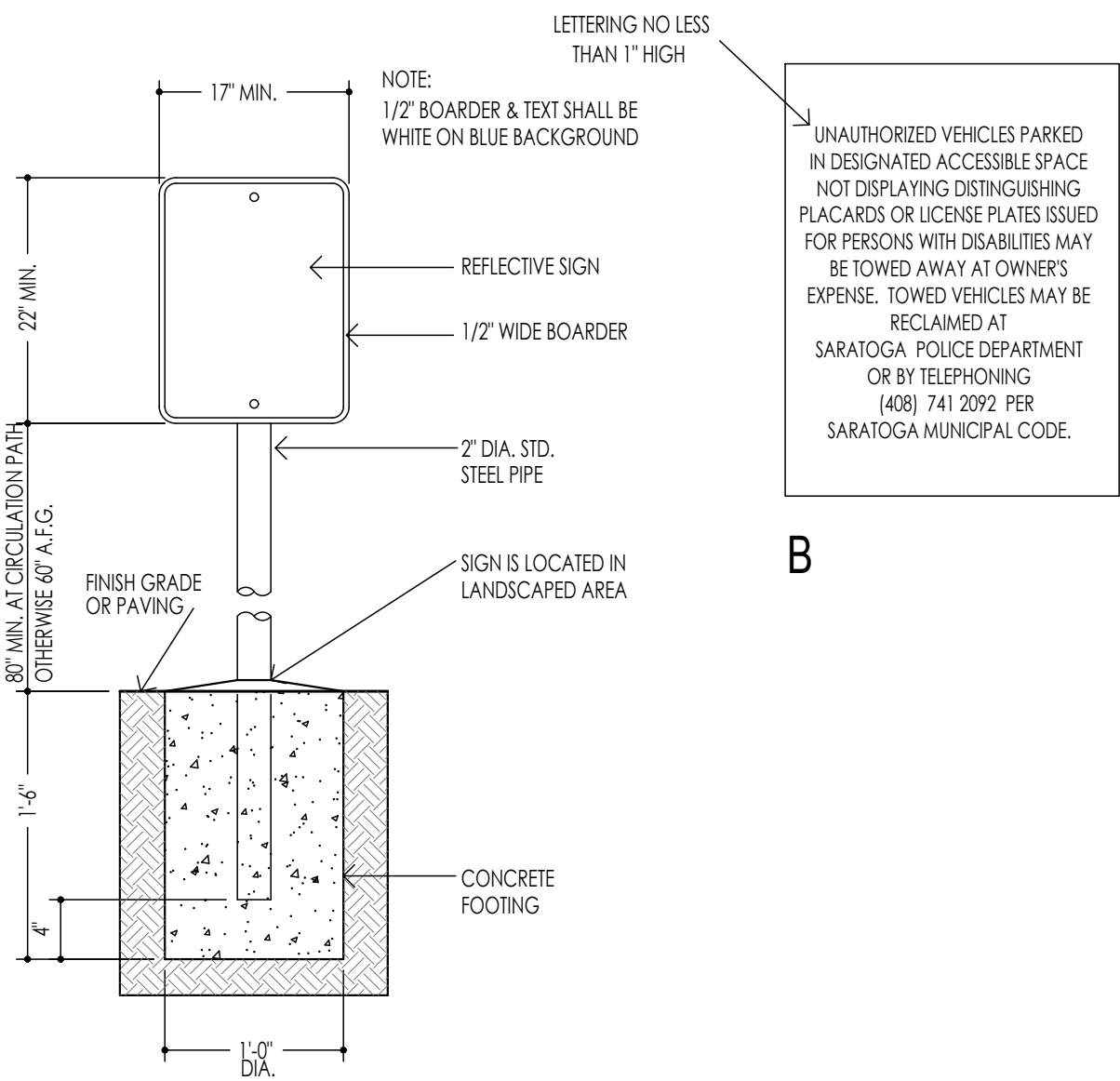
- PROPERTY LINE
- ● ● ● (E) ACCESSIBLE PATH OF TRAVEL. ACCESSIBLE PATHS HAVE A MINIMUM 48" CLEAR WIDTH, MAXIMUM 5% RUNNING SLOPE AND MAXIMUM 1:48 CROSS SLOPE. SEE GENERAL NOTES

KEYNOTES:

- 1.0 FAULT TRACE PROJECTED TO GROUND SURFACE. CONNELL 2003
- 2.0 DASHED LINE INDICATES APPROVED BUILDING ENVELOPE
- 3.0 (N) AMPHITHEATER AND LANDSCAPING. SEE LANDSCAPE DRAWINGS FOR MORE INFORMATION
- 4.0 BUILDING INTERIOR IMPROVEMENTS. SEE FLOOR PLANS & ELEVATIONS FOR MORE INFORMATION
- 5.0 EXISTING FIRE HYDRANT. SEE CIVIL DRAWINGS
- 6.0 (N) TOW AWAY SIGN. SEE DETAILS THIS SHEET
- 7.0 BASE BD - (N) FABRIC SHADE STRUCTURE. SEE FABRIC SHADE STRUCTURE DRAWINGS PAGES 1000, 2000, 2001 & 3000. ADD ALTERNATIVE NO. 1 - (N) BUILDING 'M', MULTI-PURPOSE BUILDING. SEE SHEET A22.2.
- 8.0 (E) PARKING AREA. SEE (E) ACCESSIBLE PARKING DETAILS THIS SHEET/CS.1
- 9.0 FIRE ROAD EXTENSION THROUGH LANDSCAPED AREA. SEE LANDSCAPE AND CIVIL DRAWINGS FOR MORE INFORMATION
- 10.0 (N) CONCRETE WALKWAY AT PERIMETER OF BUILDING. SEE CIVIL & LANDSCAPE DRAWINGS FOR MORE INFORMATION
- 11.0 (N) FIRE TRUCK ACCESS. SEE LANDSCAPE DRAWINGS FOR MORE INFORMATION
- 12.0 FIRE ROAD EXTENSION. SEE CIVIL AND LANDSCAPE DRAWINGS FOR MORE INFORMATION. FIRE ROAD TO EXTEND TO BLUFF AS SHOWN
- 13.0 AREA OF 150' RADIUS FROM END OF FIRE TRUCK ACCESS.
- 14.0 AREA OF 400' RADIUS FROM (E) FIRE HYDRANTS.

GENERAL NOTE:

PATH OF TRAVEL (P.O.T.), AS INDICATED IS A COMMON BARRIER FREE ACCESS ROUTE WITHOUT ANY ABRUPT VERTICAL CHANGES EXCEEDING 1/2" BEVELED AT 1:2 MAX. SLOPE. EXCEPT THAT LEVEL CHANGES DO NOT EXCEED 1/4" VERTICAL AND IS AT LEAST 48" WIDE. THE PATH SURFACE IS SLIP RESISTANT, STABLE, FIRM AND SMOOTH. PASSING SPACES (11B-403.5.3) AT LEAST 60'x60' ARE LOCATED NOT MORE THAN 200' APART. PARTS OF P.O.T. WITH CONTINUOUS GRADIENTS HAVE 60' LEVEL AREAS (11B-403.7) NOT MORE THAN 400' APART. THE CROSS SLOPE DOES NOT EXCEED 2% AND SLOPE IN THE DIRECTION OF TRAVEL IS LESS THAN 5% UNLESS OTHERWISE INDICATED. P.O.T. SHALL BE MAINTAINED FREE OF OVERHANGING OBSTRUCTIONS TO 80" MIN. (11B-307.4) AND PROTRUDING OBJECTS GREATER THAN 4" PROJECTION FROM WALL AND ABOVE 27" AND LESS THAN 80" (11B-307.2). TO THE BEST OF THE ARCHITECTS KNOWLEDGE THERE ARE NO BARRIERS IN THE PATH OF TRAVEL.



A Tow-Away Parking Sign

Drawing Title:
IMPROVEMENTS SITE PLAN

Scale: 1" = 40'

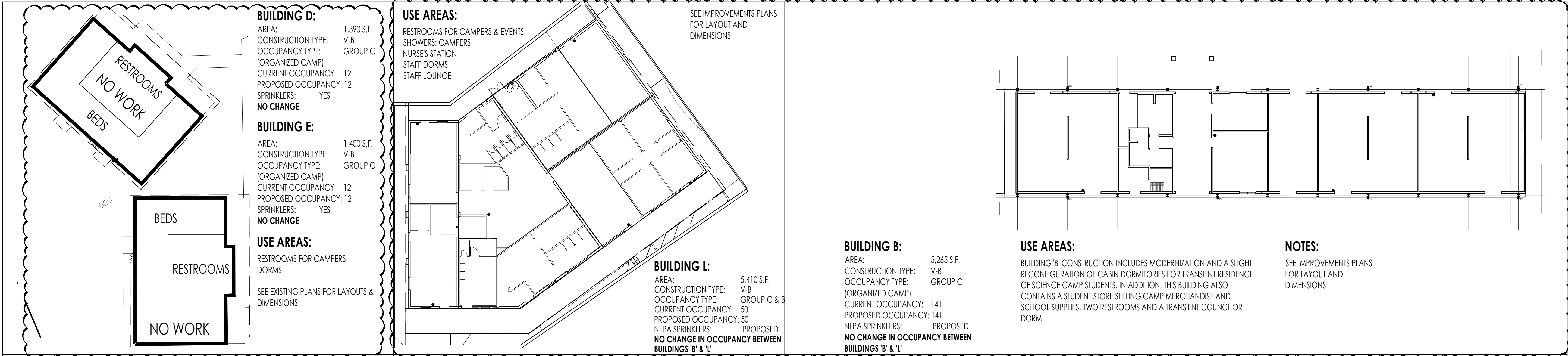
Sheet:

A0.2

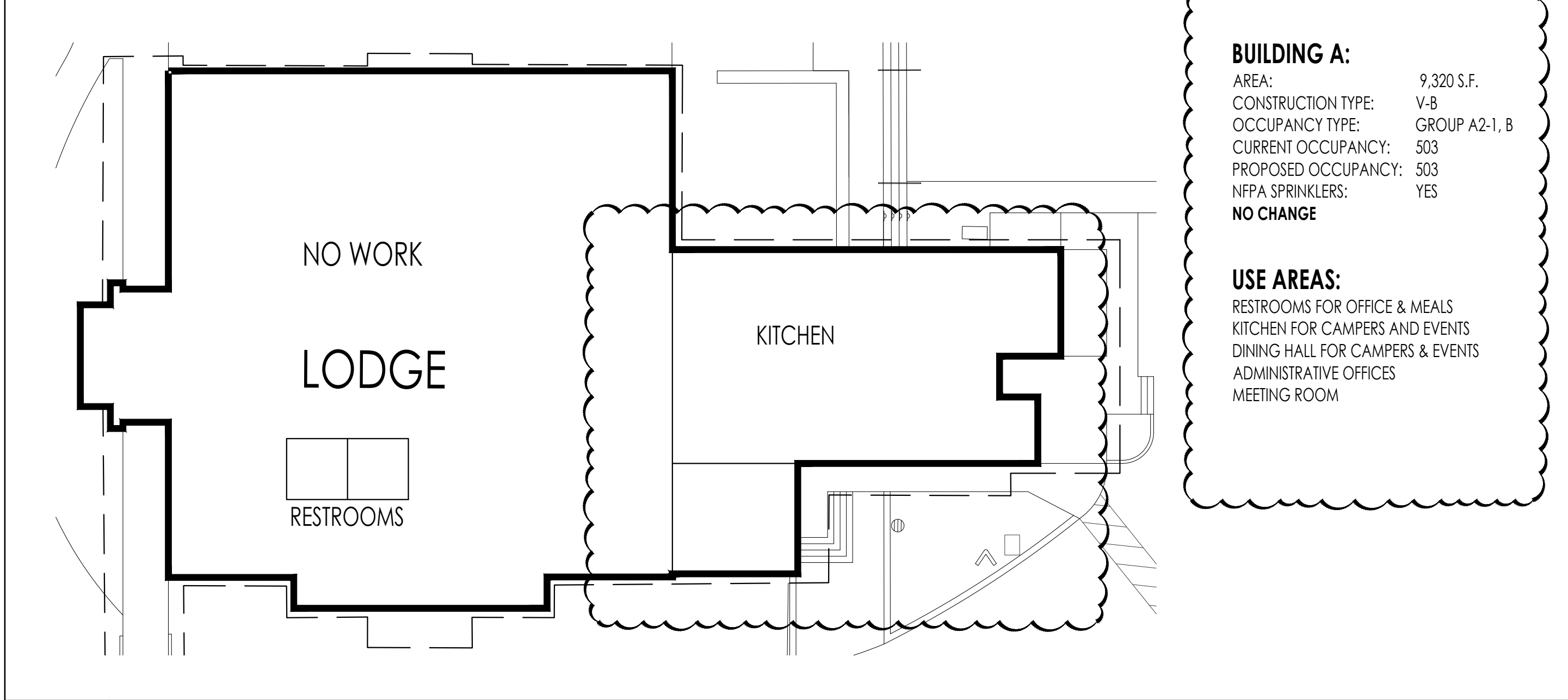
Revision:

Walden West
Science School
Modernization

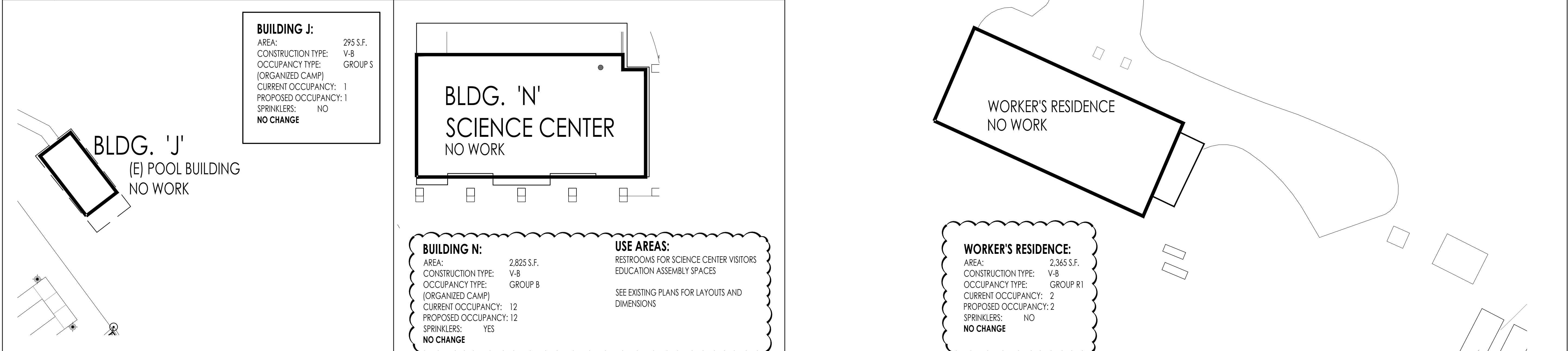
15555 SANBORN RD. SARATOGA CA. 95070



10 BUILDINGS 'D' & 'E' - OCCUPANCY & USE Scale - 1:200
7 BUILDING 'L' - OCCUPANCY & USE Scale - 1:200
4 BUILDING 'B' - OCCUPANCY & USE Scale - 1:200




11 BUILDING 'A' - OCCUPANCY & USE Scale - 1:200



12 BUILDING 'J' - OCCUPANCY & USE Scale - 1:200
9 BUILDING 'N' - OCCUPANCY & USE Scale - 1:200
6 WORKER'S RESIDENCE - OCCUPANCY & USE Scale - 1:200

NOTE:
1. EXISTING BUILDING PLANS CAN BE FOUND AS AN ATTACHMENT TO THIS SUBMITTAL.
2. THIS PROJECT PROPOSES NO CHANGE IN USE OR OCCUPANCY.



Drawing Title:
IMPROVEMENTS SITE PLAN
OCCUPANCY & USE

Scale: 1:200 Sheet:
A0.2.1

Revision:

Walden West
Science School
Modernization
15555 SANBORN RD. SARATOGA CA. 95070

Building 'L':

Construction Type:

Table 601, Fire-Resistance Rating Requirements for Building Elements

Type VB Construction, (Sprinklered)

- | | |
|---|--------|
| 1. Primary Structural Frame: | 0-Hour |
| 2. Bearing interior and exterior walls and partitions: | 0-Hour |
| 3. Non-bearing exterior walls and partitions: | 0-Hour |
| 4. Non-bearing interior walls and partitions: | 0-Hour |
| 5. Floor construction and associated secondary members: | 0-Hour |
| 6. Roof construction and associated secondary members | 0-Hour |

Occupancy Type:

Type R-2

Section 310; Residential Occupancy containing sleeping units
and more than two units primarily permanent in nature, including:
· Dormitories

Allowable Building Area, Table 506.2:

Type R-2/S building has a maximum area of 48,000 s.f

Actual Building Area:

Building 'L' = 5,410 s.f.

(Allowable) 48,000 s.f > (Actual) 5,410 s.f.

Allowable Building Height, Table 504.3

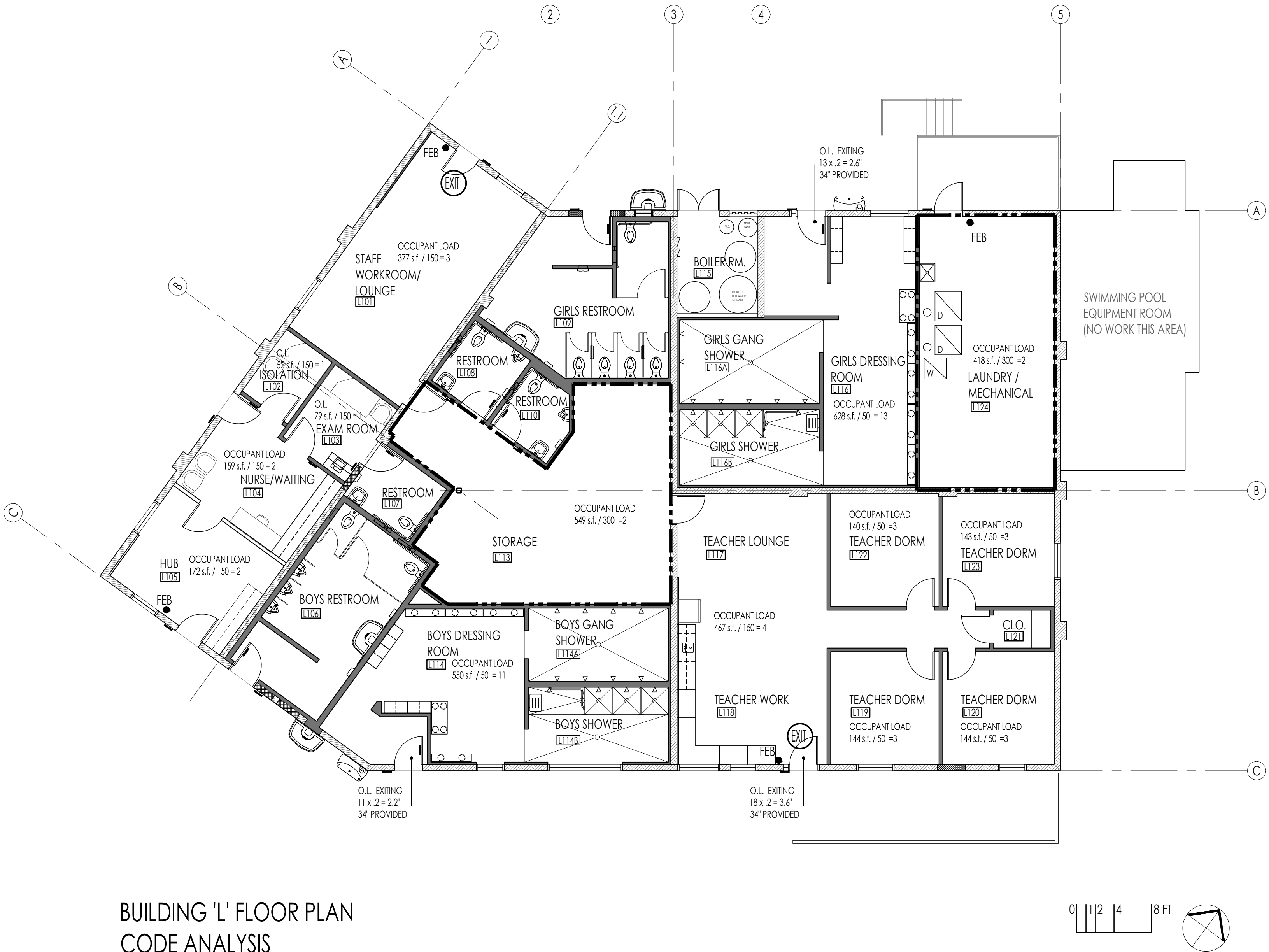
Type R2-Sprinkler building has maximum height of 60 ft.

Actual Building Height:

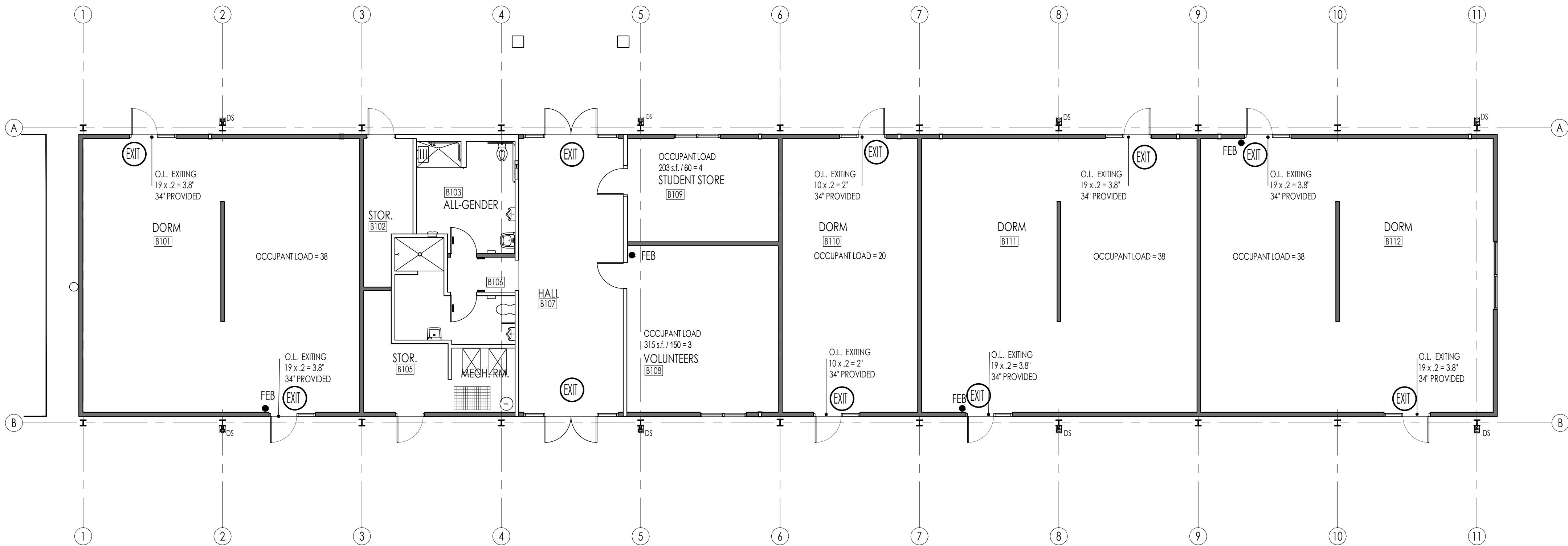
Building 'B' = 19 ft.

Legend:

- | | |
|-----|---|
| FEB | INDICATES FIRE EXTINGUISHER (2A-10BC)
w/ BRACKET |
| --- | 1- HOUR WALL |



BUILDING 'L' FLOOR PLAN
CODE ANALYSIS



BUILDING 'B' FLOOR PLAN
CODE ANALYSIS

Building 'B':

Construction Type:

Table 601, Fire-Resistance Rating Requirements for Building Elements

Type VB Construction, (Sprinklered)

- | | |
|---|--------|
| 1. Primary Structural Frame: | 0-Hour |
| 2. Bearing interior and exterior walls and partitions: | 0-Hour |
| 3. Non-bearing exterior walls and partitions: | 0-Hour |
| 4. Non-bearing interior walls and partitions: | 0-Hour |
| 5. Floor construction and associated secondary members: | 0-Hour |
| 6. Roof construction and associated secondary members | 0-Hour |

Occupancy Type:

Type R-2

Section 310; Residential Occupancy containing sleeping units and
more than two units primarily permanent in nature, including:
· Dormitories

Allowable Building Area, Table 506.2:

Type R-2/S building has a maximum area of 48,000 s.f

Actual Building Area:

Building 'B' = 5,265 s.f.


(Allowable) 48,000 s.f > (Actual) 5,265 s.f.

Allowable Building Height, Table 504.3

Type R2/S building has maximum height of 60 ft.

Actual Building Height:

Building 'B' = 24 ft.



Drawing Title:
CODE ANALYSIS
BUILDING 'B' & BUILDING 'L'

Scale: 1/8" = 1'-0"

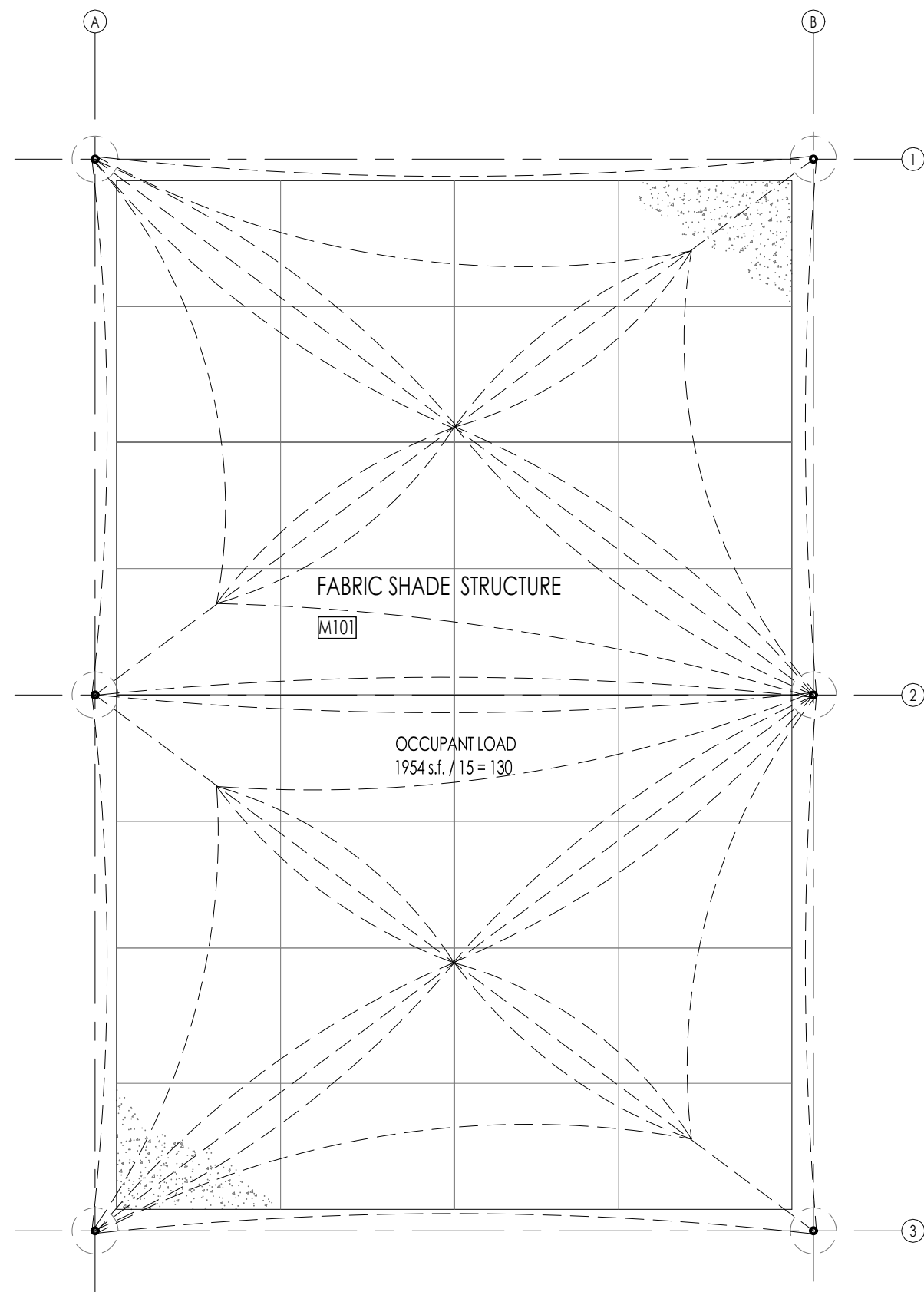
Sheet:

A0.3

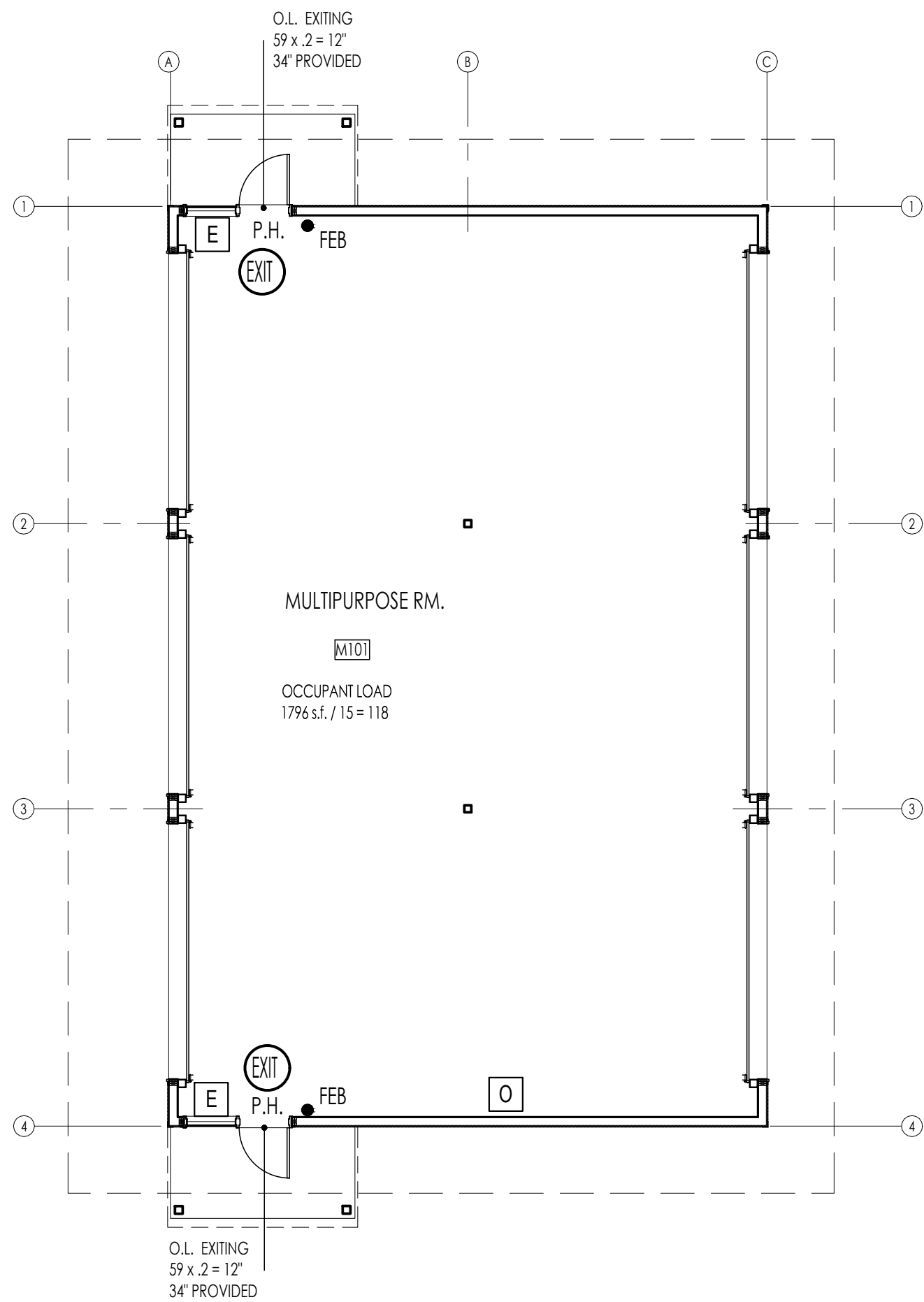
Revision:

Date: December, 2020

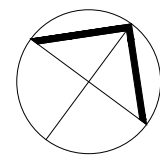
Job Number: 1510.0400



FABRIC SHADE STRUCTURE -
BASE BID
CODE ANALYSIS
SEE SHEETS 2000, 2001, 3000



BUILDING 'M', MULTI-PURPOSE BUILDING -
ADD ALTERNATE NO. 1
CODE ANALYSIS



Project Data:

BUILDING M, MULTI-PURPOSE BUILDING :

Construction Type:

Table 601, Fire-Resistance Rating Requirements for Building Elements

Type VB Construction, (Sprinklered)

- | | |
|---|--------|
| 1. Primary Structural Frame: | 0-Hour |
| 2. Bearing interior and exterior walls and partitions: | 0-Hour |
| 3. Non-bearing exterior walls and partitions: | 0-Hour |
| 4. Non-bearing interior walls and partitions: | 0-Hour |
| 5. Floor construction and associated secondary members: | 0-Hour |
| 6. Roof construction and associated secondary members | 0-Hour |

Occupancy Type:

Type A-3

Allowable Building Area, Table 506.2:

Type A-3 Sprinklered has a maximum area of 24,000 s.f.

Actual Building Area:

Building 'M' = 1,796 s.f.

(Allowable)24,000 s.f > (Actual) 1,796 s.f.u

Allowable Building Height, Table 504.3


Type R2/S building has maximum height of 60 ft.

Actual Building Height:

Building 'M' = Approx. 14'-9" ft.

Legend:

- | | |
|---|--|
| E | TACTILE EXIT SIGN - SEE 6A/A7.1 |
| O | OCCUPANT LOAD SIGN - SEE X/A X.X |
| FEB • | INDICATES FIRE EXTINGUISHER (2A-10BC) w/ BRACKET |



Drawing Title:
CODE ANALYSIS
BUILDING 'M'

Scale: 1/8" = 1'-0"

Sheet:

A0.4

Revision:

Walden West
Science School
Modernization

15555 SANBORN RD. SARATOGA CA. 95070

GENERAL DEMOLITION NOTES:

THESE PLANS MAY NOT DESCRIBE ALL DEMOLITION REQUIRED. CONTRACTOR IS RESPONSIBLE TO REVIEW SITE CONDITIONS, THE CONSTRUCTION DOCUMENTS, AND PROVIDE ALL DEMOLITION REQUIRED TO PROVIDE A COMPLETE AND FINISHED PROJECT.

THIS INCLUDES ALL SLAB REMOVAL, TRENCHING, SLAB REPLACEMENT, ETC. FOR ALL UNDER-FLOOR UTILITIES INDICATED IN THESE DOCUMENTS.

- REFER TO MECHANICAL, PLUMBING AND ELECTRICAL DRAWINGS FOR DEMOLITION WORK RELATED TO THOSE DISCIPLINES.

BUILDING 'B':
IT IS THE INTENT TO REMOVE ALL EXISTING INTERIOR AND EXTERIOR WALLS U.O.N., CEILINGS, ALL INTERIOR AND EXTERIOR DOORS, WINDOWS, ALL EXISTING FIXTURES, FINISHES (U.O.N.), EQUIPMENT, AND UTILITIES, INSULATION AND ROOFING. ELEMENTS TO REMAIN INCLUDE: CONCRETE FOUNDATIONS AND SLAB (EXCEPT WHERE TRENCHED FOR NEW UNDERGROUND UTILITIES, (SEE M.E.P. DRAWINGS), STEEL 'BENT' FRAMES, ROOF DECK AND ROOF JOISTS. [ADD. ALT. - REMOVE JOISTS AS NECESSARY FOR NEW ROOF MONITOR CLERESTORY.

BUILDING 'L':
IT IS THE INTENT TO REMOVE ALL NON-LOAD BEARING, WOOD FRAMED WALLS U.O.N., ALL INTERIOR AND EXTERIOR DOORS AND WINDOWS, ALL EXISTING FIXTURES, FINISHES (U.O.N.), EQUIPMENT AND UTILITIES, SUSPENDED CEILINGS U.O.N. AND ROOFING. ELEMENTS TO REMAIN INCLUDE CONCRETE FOUNDATIONS AND SLAB (EXCEPT WHERE TRENCHED FOR NEW UNDERGROUND UTILITIES, SEE M.E.P. DRAWINGS), CMU WALLS, ROOF STRUCTURE & DECKING AND ROOF JOISTS & BEAMS.

LEGEND

- WALL TO REMAIN
- WALLS TO BE REMOVED
- EXISTING CMU WALL TO REMAIN
- EXISTING CMU WALL TO BE REMOVED
- ITEMS TO BE REMOVED
- REMOVE (E) DOOR AND FRAME
- EXISTING DOOR TO REMAIN

DEMOLITION KEYNOTES:

- CUT (N) OPN'G IN CMU WALL FOR (N) WINDOW
- CUT (N) OPN'G IN CMU WALL FOR (N) DOOR
- REMOVE (E) WINDOW AND EXTEND OPN'G TO ACCOMMODATE (N) DOOR.
- REMOVE (E) LOUVERS
- REMOVE (E) MECHANICAL EQUIPMENT IN ITS ENTIRETY, SEE MECHANICAL AND PLUMBING DWGS.
- FOR REMOVAL AND RELOCATION OF ELECTRICAL PANELS SEE ELECTRICAL DWGS.
- REMOVE (E) PLUMBING FIXTURES AND CAP SEE PLUMBING DWGS. FOR MORE INFORMATION
- (E) WASHING MACHINES TO BE REMOVED AND STORED FOR RE-USE
- (E) DRYERS TO BE REMOVED AND STORED FOR RE-USE
- (E) ROOF OVERHANG, REVISED PER 9/A9.7
- CUT (E) CONCRETE SLAB FOR (N) DEPRESSED SLAB @ ACCESSIBLE SHOWERS
- CONCRETE SLAB TO REMAIN
- REMOVE (E) MECHANICAL ROOF ENCLOSURE & MECHANICAL UNITS
- (E) ROOF OVERHANG, REVISE PER 12/A9.8
- REMOVE (E) WINDOW
- (E) PARTIAL HEIGHT STONE WALL TO BE REMOVED
- (E) STEEL FRAMES TO REMAIN
- (E) FIRE RISER TO REMAIN. SEE PLUMBING DWGS.
- (E) UNDER SLAB ACCESS GRATE TO REMAIN
- (E) MECHANICAL AND PLUMBING EQUIP. TO BE REMOVED, SEE MECHANICAL AND PLUMBING DWGS.
- EDGE OF (E) BLDG. FOOTING TO REMAIN
- (E) STEEL TUBE COLUMN TO REMAIN
- REMOVE (E) ROOF DECK AND FRAMING @ ADD. ALT. No. 2. SEE STRUCTURAL DWGS.
- REMOVE EXISTING GYP. BD., CEILING AND BATT. INSULATION, CEILING JOIST TO REMAIN.
- REMOVE EXISTING GYP. BD., CEILING, JOIST AND BATT. INSULATION.
- REMOVE EXISTING LAY-IN CEILING AND BATT. INSULATION
- REMOVE EXISTING FURRING AND DUCTWORK
- ALL FINISHES TO REMAIN.
- CUT (N) OPN'G IN CMU WALL FOR (N) LOUVER
- REMOVE EXISTING CONCRETE WALK
- SEE DEMOLITION SITE PLAN
- EXISTING CERAMIC TILE, THIS AREA TO BE REMOVED, ADJACENT TILE TO REMAIN. REMOVE EXISTING STUD WALL IN BACK OF PARTIAL HEIGHT STONE WALL
- REMOVE EXISTING ROOFING
- HATCH AREA INDICATES EXISTING CONCRETE PAVING AND STAIRS TO REMAIN. SEE CIVIL DRAWINGS.
- REMOVE EXISTING SOFFIT FINISH SEE DETAIL;
- REMOVE EXISTING GUARDRAIL
- CONCRETE PAVING AND STAIR TO REMAIN. SEE CIVIL DWGS.

Drawing Title:
DEMOLITION FLOOR PLANS
BUILDING 'B' & BUILDING 'L'

Scale: 1/8" = 1'-0"

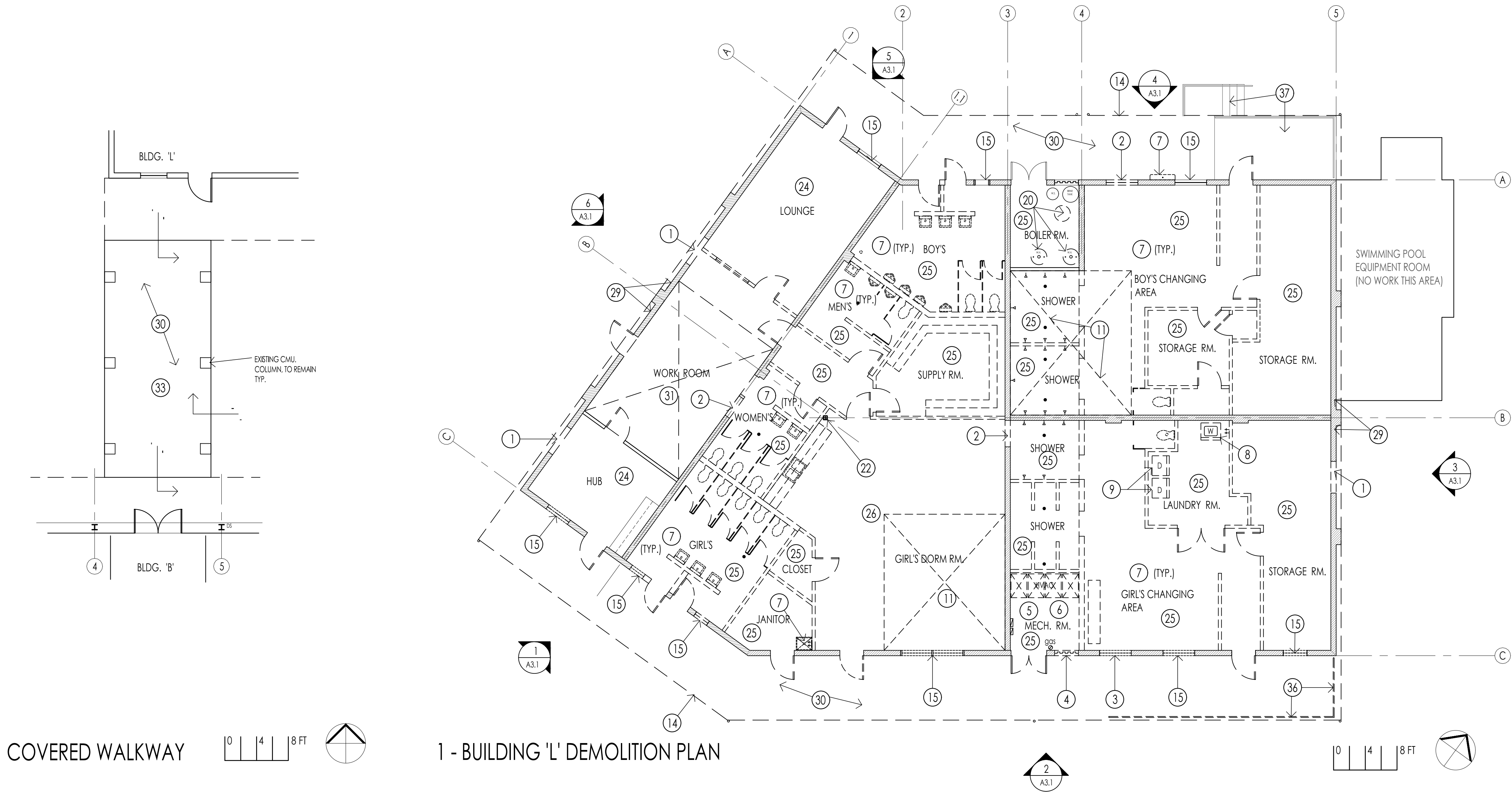
Sheet:

A2.01

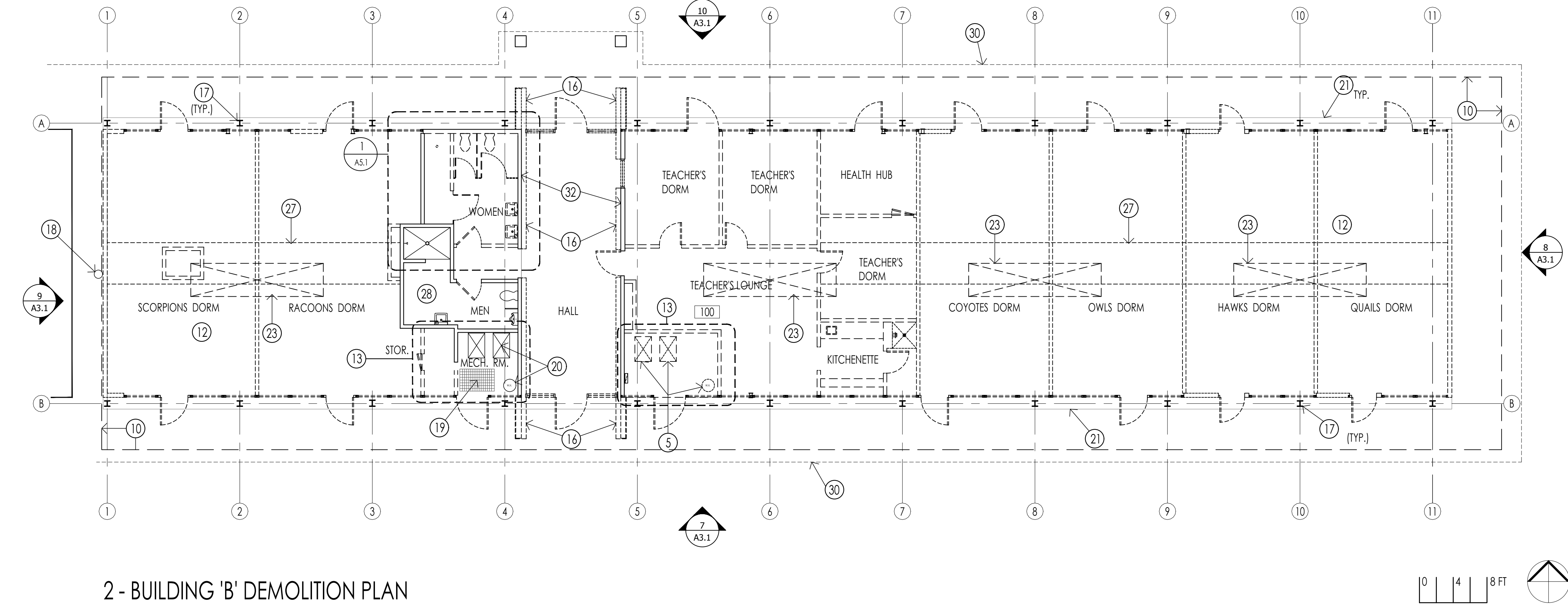
Revision:

Date: December, 2020

Job Number: 1510.0400



1 - BUILDING 'L' DEMOLITION PLAN



2 - BUILDING 'B' DEMOLITION PLAN

Walden West
Science School
Modernization
15555 SANBORN RD. SARATOGA CA. 95070

GENERAL NOTES:

1. ALL INTERIOR PARTITIONS TO RECEIVE GLASS FIBER BLANKET
2. FOR FINISHES SEE SHEET A7.1

LEGEND:

- (W1) WINDOW TYPE SYMBOL
SEE SHEET A7.2
(L1) LOUVER TYPE SYMBOL
SEE SHEET A7.2
(L10) DOOR NUMBER
SEE SHEET A7.2
(B1) PARTITION TYPE
SEE SHEET A9.5/A9.6
F.E.B. ● FIRE EXTINGUISHER & BRACKET
— ROOM SIGNAGE
D.S. DOWN SPOUT SEE DETAIL
C.J. CONTROL JOINT @ 4'-0", SEE CIVIL DWGS.
E.J. EXPANSION JOINT @ 16'-0", SEE CIVIL DWGS.

- (E) CMU
(E) WALL
(N) WALL INFILL
(N) PARTITION WALL

SHEET KEYNOTES:

- 1.0 EXISTING 6 x 6 STL. COL.
2.0 (E) FIRE RISER, SEE FIRE PROTECTION DRAWINGS.
3.0 (E) STEEL FRAME
4.0 TACTILE ROOM SIGNAGE
SEE: 7/A9.2
5.0 SHOWER FLOOR TRANSITION, SEE 8/A9.8
6.0 DEPRESSED CONC. SLAB @ SHOWER
SEE SHEET A9.8
7.0 BENCH AND CUBICLES
8.0 EDGE OF (E) SLAB
9.0 EDGE OF (E) BUILDING FOOTING
10.0 ROOF EAVE SEE 12/A9.8
11.0 (E) WALKWAY COVER TO REMAIN
12.0 (N) ROOF MONITOR CLERESTORY
[ADD ALTERNATE #2]
13.0 (N) CONCRETE FLATWORK
14.0 (N) DRAINAGE BOOT, SEE 4E/A9.6
15.0 RIDGE LINE
16.0 CONC. CURB, SEE STRUCT. DWGS.
17.0 WASHER & DRYER
SEE MECH. DWGS.
18.0 INFILL (E) OPENING SEE STRUCTURAL DRAWINGS AND 10/A9.3
19.0 CUSTODIAN SINK, SEE PLUMBING DWGS.
20.0 DRAINAGE BOOT BUILDING 'L', 5/A4.2
21.0 EXHAUST FANS SEE SHEET M2.2
22.0 ANCHOR DOWNSPOUT TO POST OF NEW GUARDRAIL
23.0 ANCHOR DOWNSPOUT TO POST OF EXISTING GUARDRAIL
24.0 GUARDRAIL SEE 7/A9.5
25.0 EXISTING CONC. PAVING AND STAIR TO REMAIN
26.0 STUDENT STORE TO SELL CAMP MERCHANDISE AND OTHER SUNDRIES, NO FOOD SALES NOR FOOD PREPARATION TO OCCUR AT THIS SITE.



Drawing Title:
IMPROVEMENTS FLOOR PLANS
BUILDING 'B' & BUILDING 'L'

Scale: 1/8" = 1'-0"

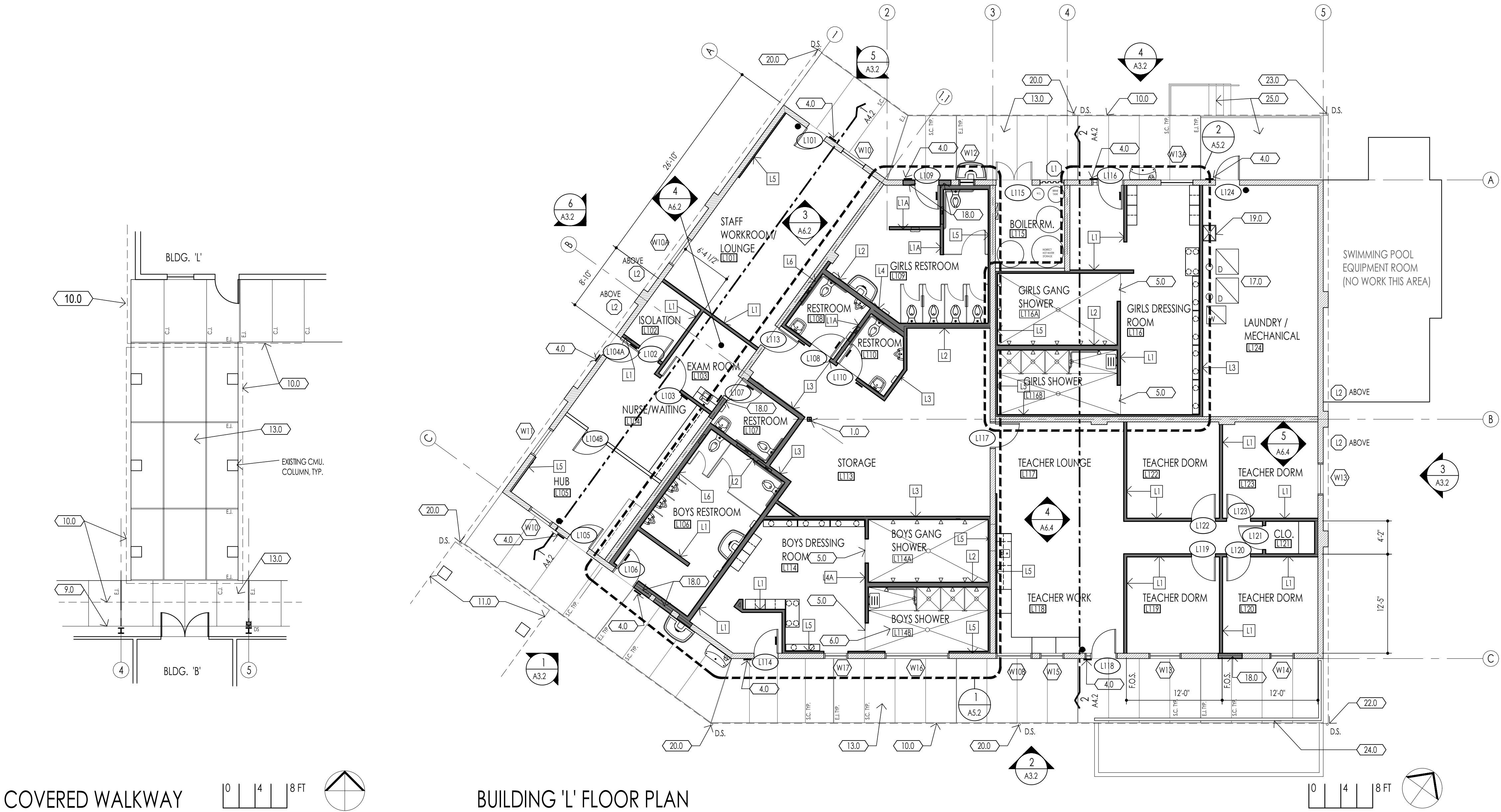
Sheet:

A2.2.1

Revision:

Date: December, 2020

Job Number: 1510.0400

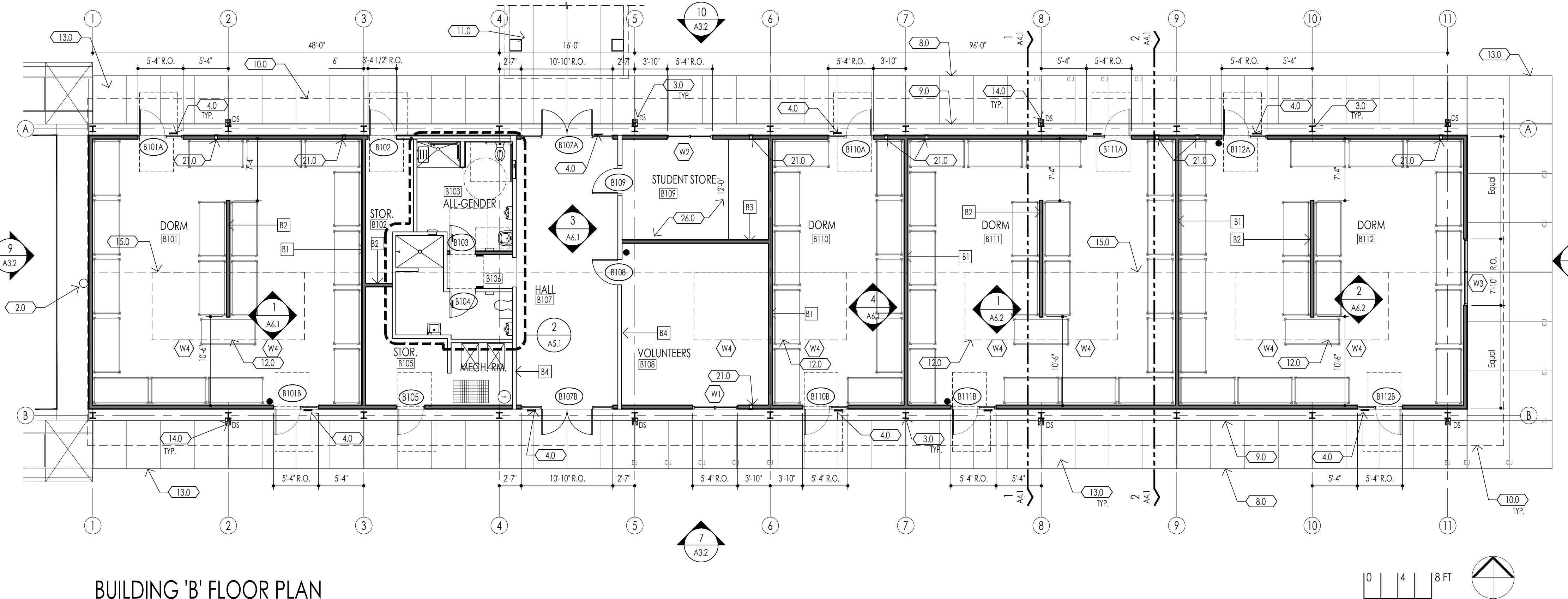


COVERED WALKWAY

0 4 8 FT

BUILDING 'L' FLOOR PLAN

0 4 8 FT



BUILDING 'B' FLOOR PLAN

0 4 8 FT

GENERAL NOTES:

1. ALL INTERIOR PARTITIONS TO RECEIVE GLASS FIBER BLAT
2. FOR FINISHES SEE SHEET A7.1

LEGEND:

- (W) WINDOW TYPE SYMBOL
SEE SHEET A7.2
- (L) LOUVER TYPE SYMBOL
SEE SHEET A7.2
- (L101) DOOR NUMBER
SEE SHEET A7.2
- (B) PARTITION TYPE
SEE SHEET A9.5/A9.6
- F.E.B. ● FIRE EXTINGUISHER & BRACKET
- ROOM SIGNAGE
- D.S. DOWN SPOUT SEE DETAIL
- C.J. CONTROL JOINT @ 4'-0", SEE CIVIL DWGS.
- E.J. EXPANSION JOINT @ 16'-0", SEE CIVIL DWGS.

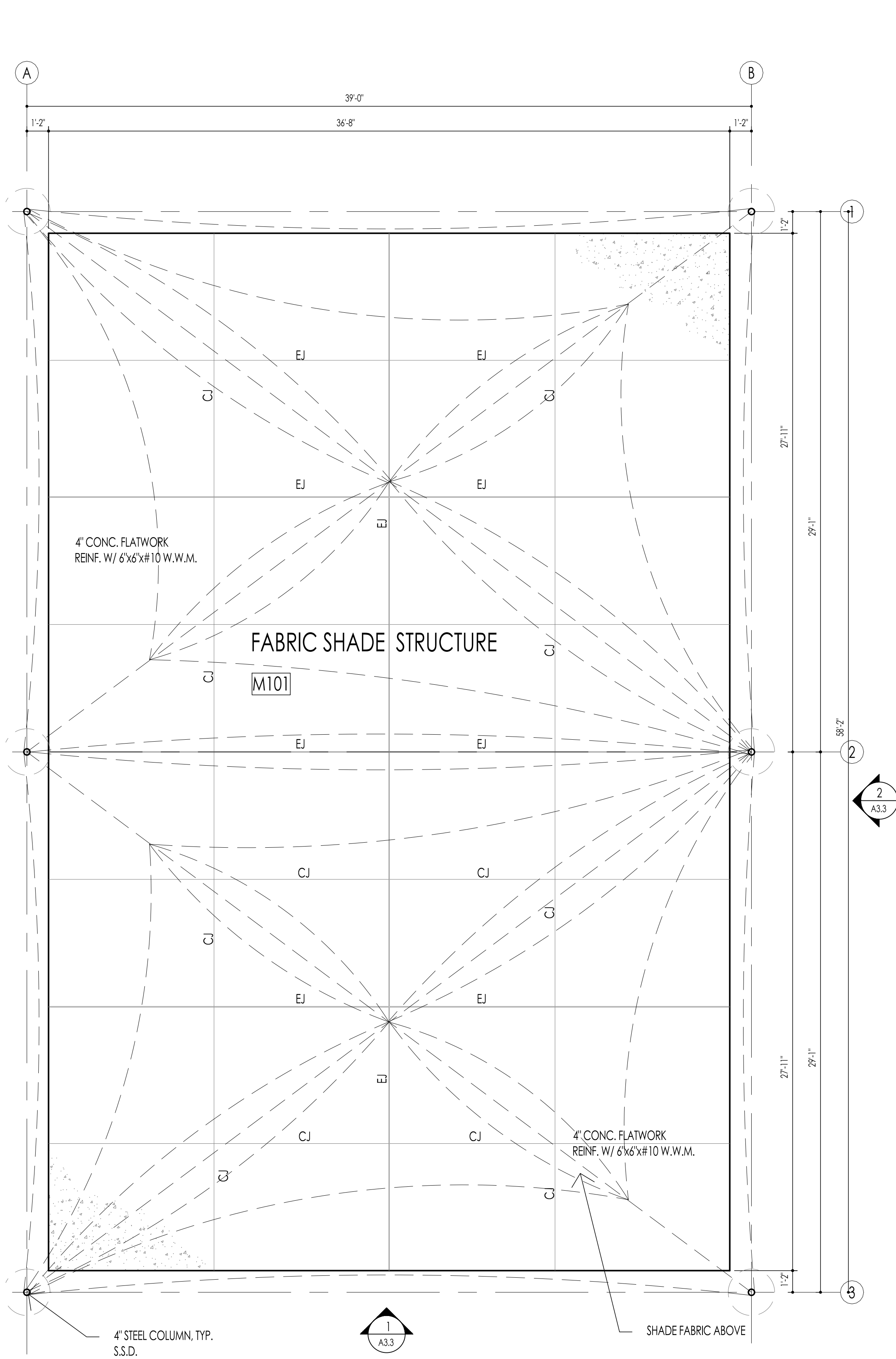
Architecture, Planning, Urban Design
550 Hartnell St. Suite J
Monterey, California 93940
Tel 831.375.9594 Fax 831.646.9042

Walden West
Science School
Modernization

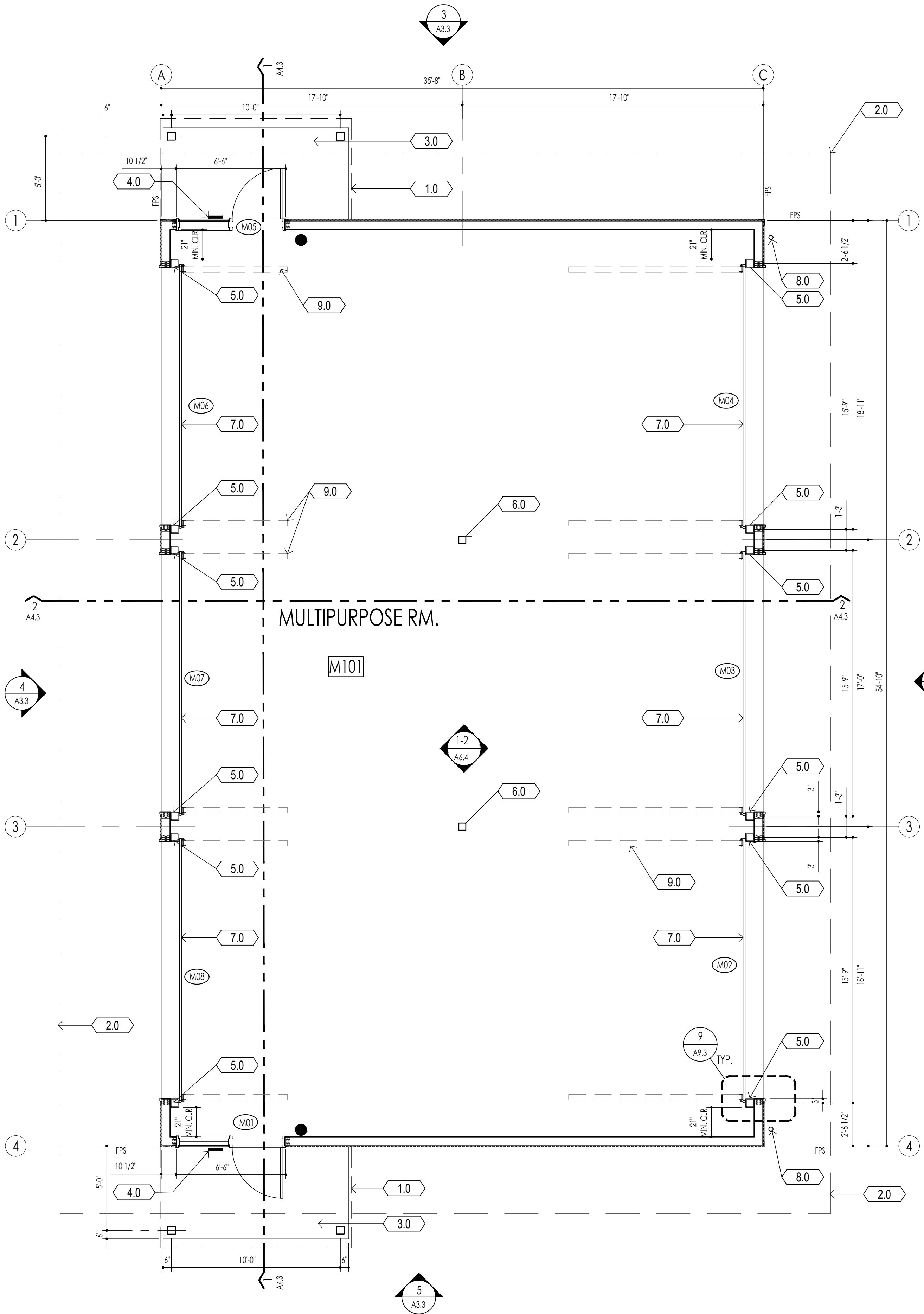
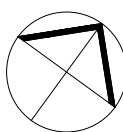
15555 SANBORN RD. SARATOGA CA. 95070

SHEET KEYNOTES:

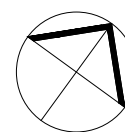
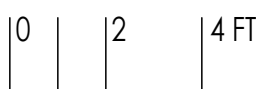
- 1.0 ENTRANCE CANOPY
- 2.0 ROOF OVERHANG
- 3.0 CONCRETE LANDING
- 4.0 ACCESSIBLE ROOM SIGNAGE
SEE: 7/A9.2
- 5.0 STRUCTURAL TUBE BRACE FRAME.
SEE STRUCTURAL DRAWINGS.
- 6.0 6 X 6 POST
SEE STRUCTURAL DRAWINGS
- 7.0 OVERHEAD DOOR: SECTION ALUMINUM
DOOR - MODEL S21, OR EQUAL
- 8.0 DOWNSPOUT
- 9.0 SECTIONAL OVERHEAD DOOR
CEILING TRACKS



1 - FABRIC SHADE STRUCTURE 'M' - BASE BID
SEE SHEETS 1000, 2000, 2001 & 3000



2 - BUILDING 'M' - ADD ALTERNATE #1



Drawing Title:
NEW FLOOR PLAN
BUILDING 'M'

Scale: 1/4" = 1'-0"

Sheet:

A2.2.2

Revision:

Date: December, 2020

Number: 1510.0400



GENERAL NOTES:

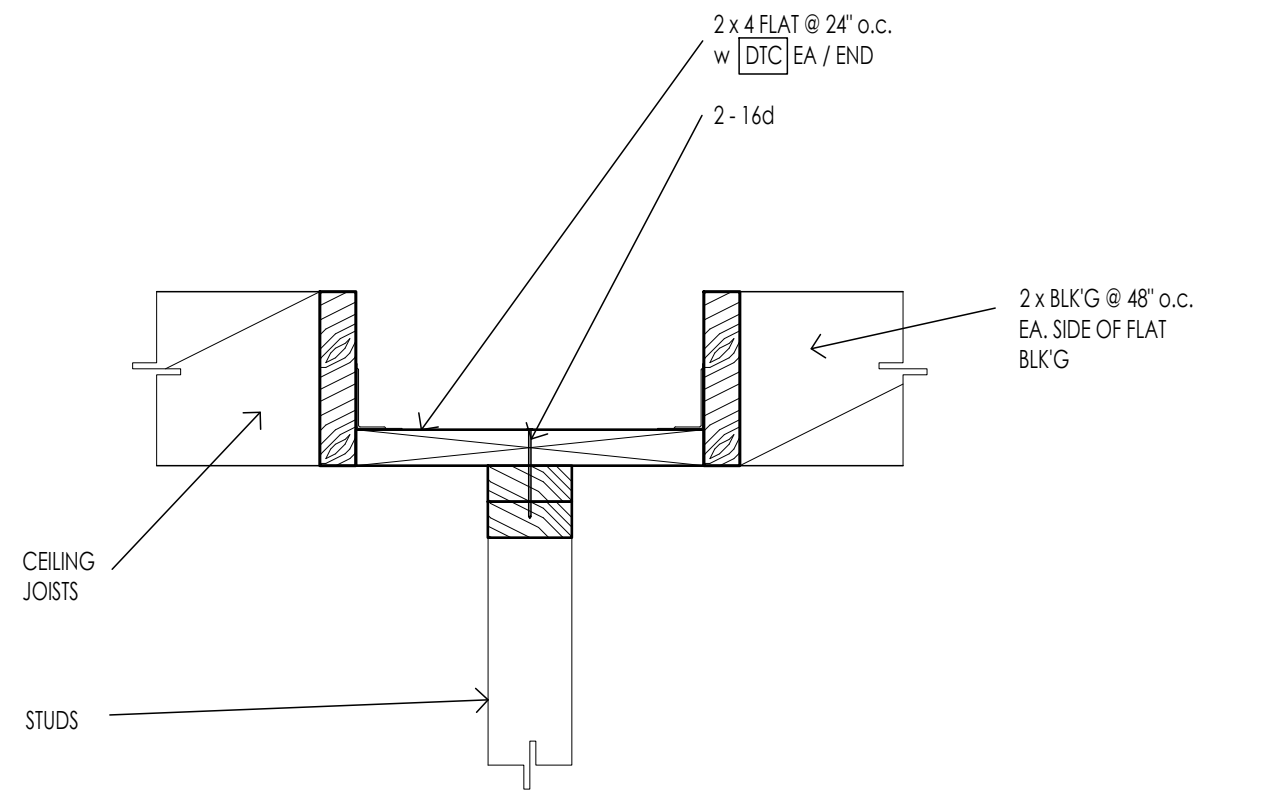
1. PROVIDE 9 1/2" GLASS FIBER BLANKET INSULATION ON TOP OF ALL CEILING THIS BUILDING.

SHEET KEYNOTES:

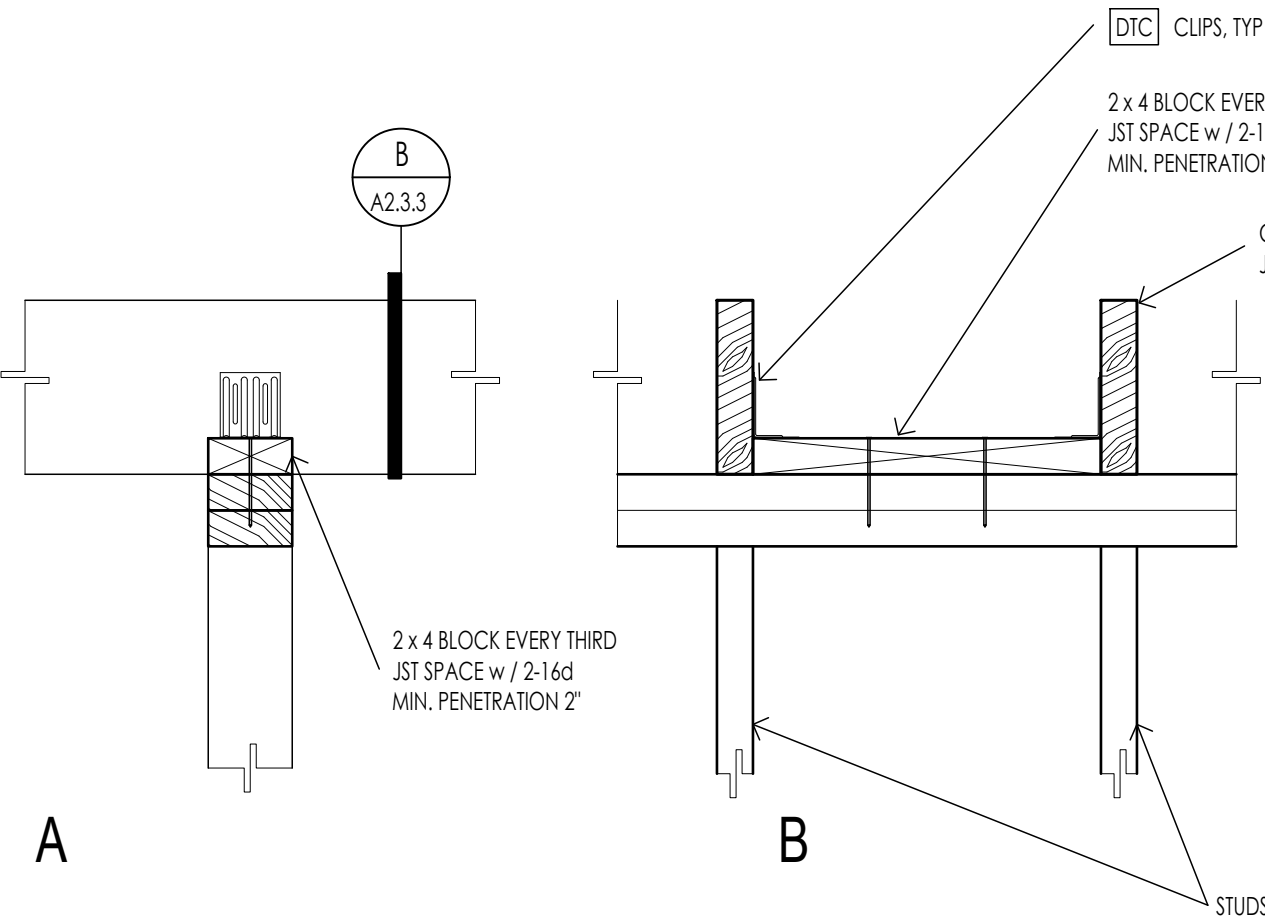
- 1.0 2x8 @ 16" o.c. w/ SIMPSON U26 AT WALL LEDGER
2.0 2x6 @ 16" o.c. w/ SIMPSON U24 AT WALL LEDGER
3.0 3 1/2" x 12" PSL W/ SIMPSON HUC 410 @ MASONRY WALL
4.0 3 1/2" x 12" PSL
5.0 4x4 POST IN STUD WALL BELOW PSL (TYP.)

FRAMING NOTES:

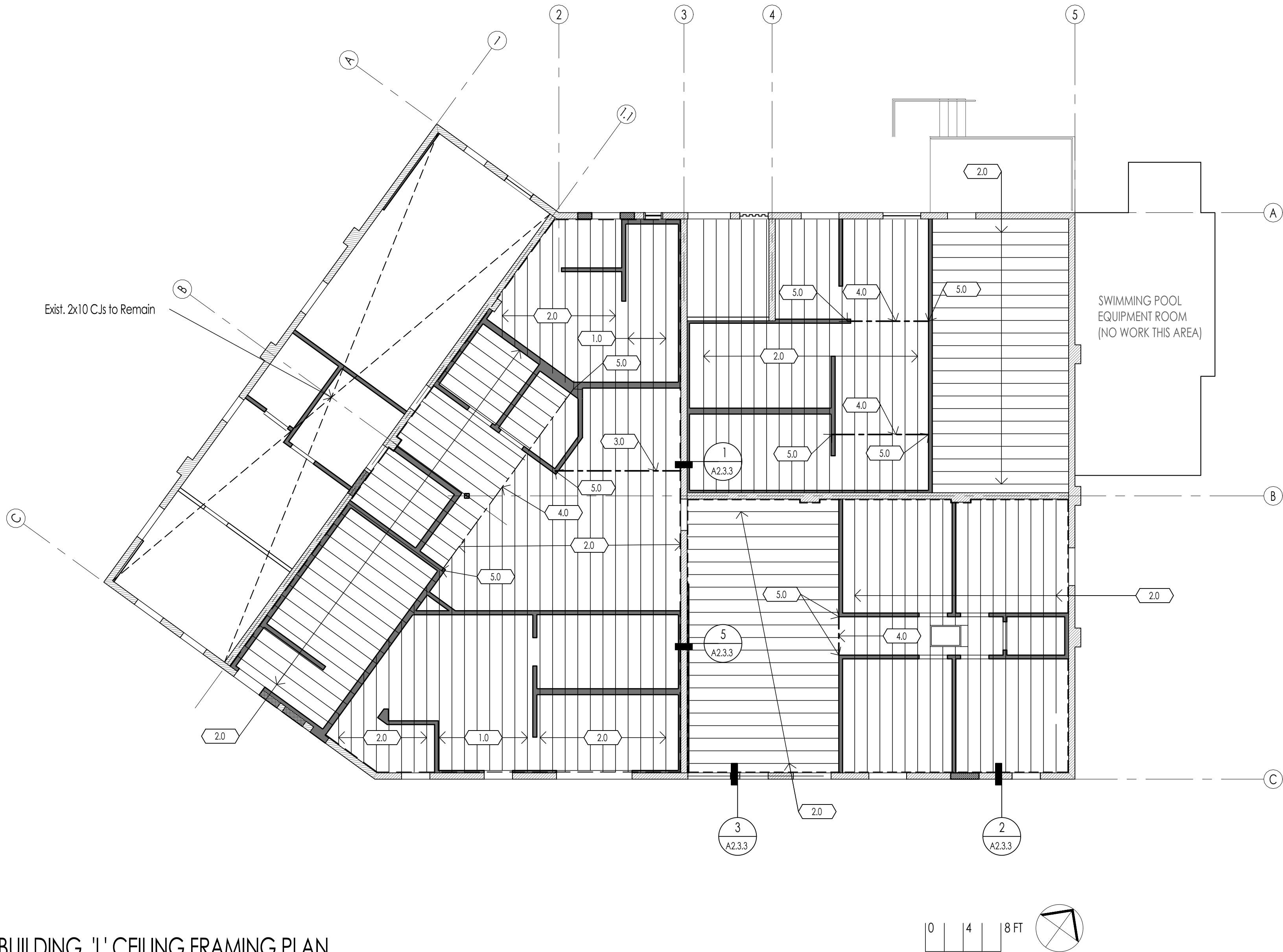
1. SOLID BLOCK BETWEEN JOISTS AT WALL LOCATIONS.
2. ALL JOISTS 16" AND LONGER REQUIRE SOLID BLOCKING AT MAXIMUM OF 4' CENTERS.



PARALLEL



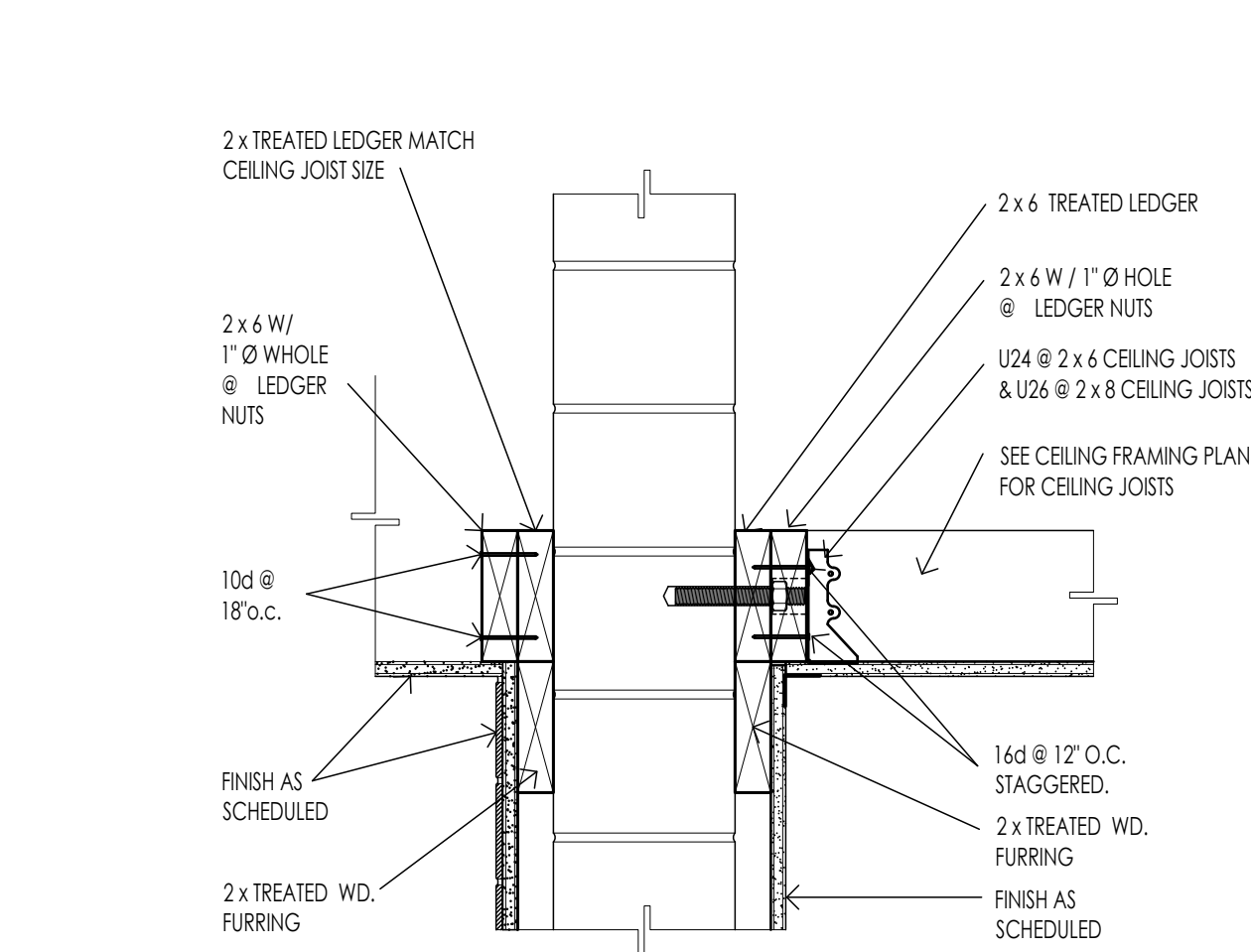
PERPENDICULAR



BUILDING 'L' CEILING FRAMING PLAN

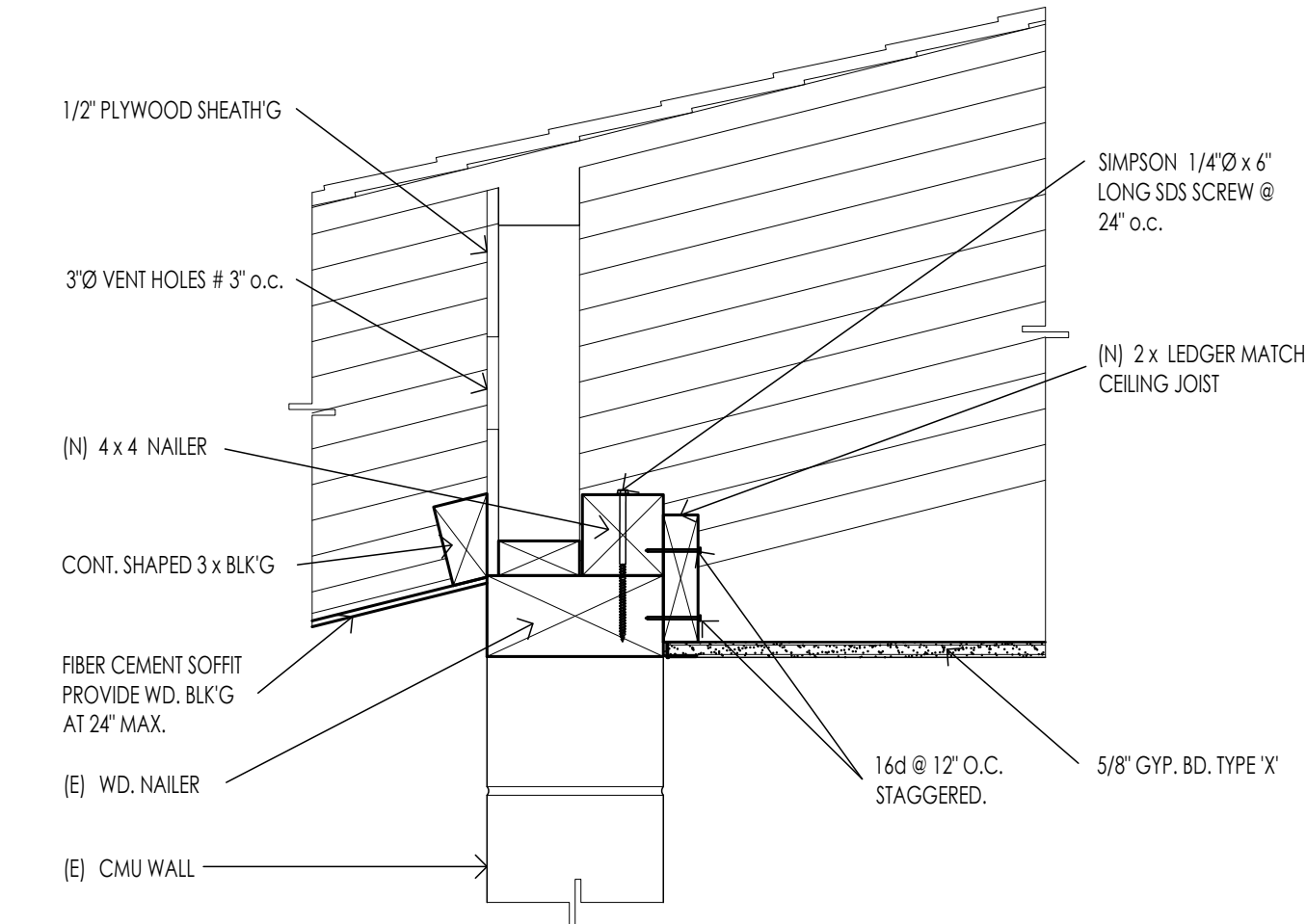
4 TYPICAL NON-BEAR PARTITIONS ANCHORAGE

SCALE: 1 1/2" = 1'-0"



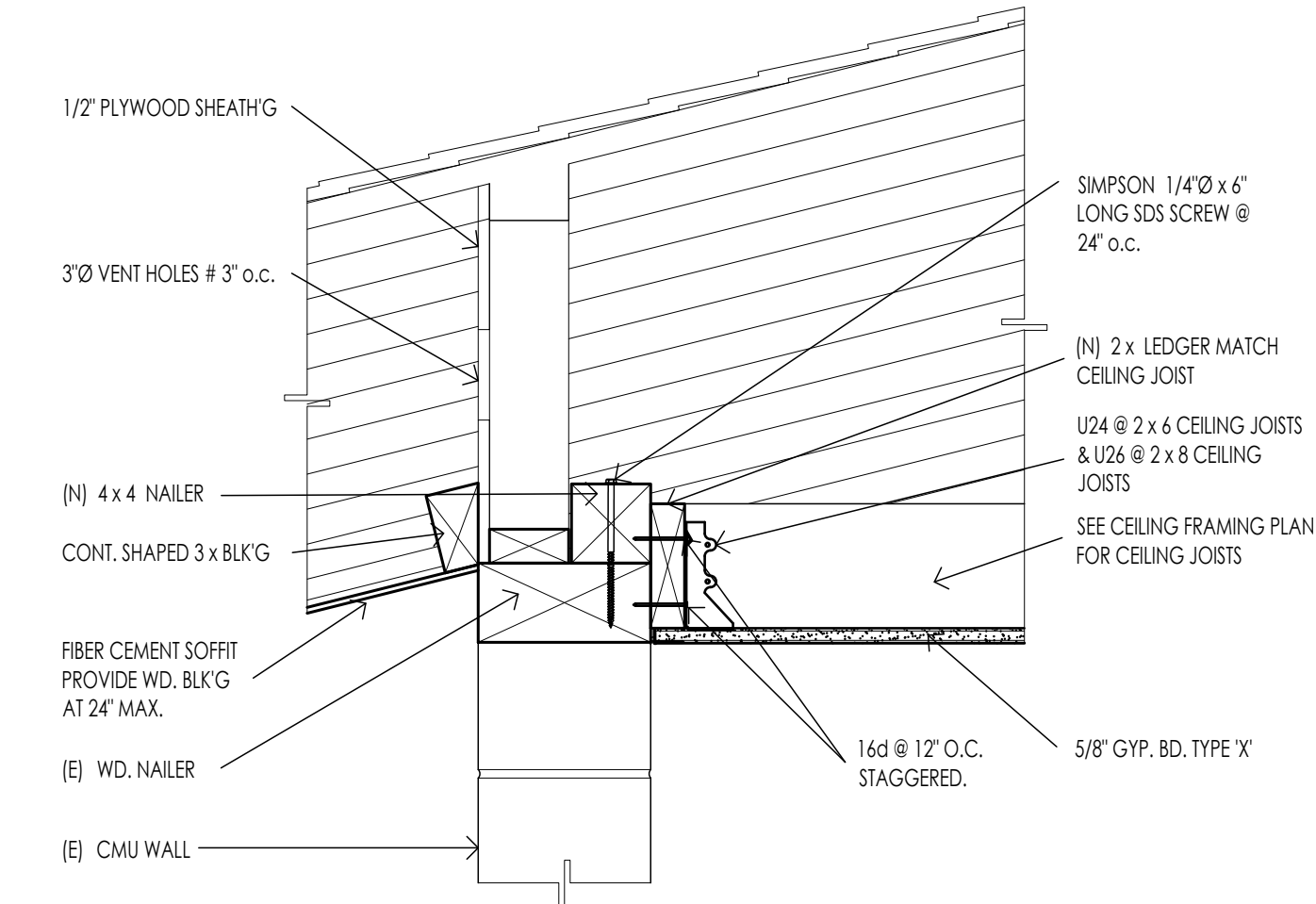
5 JOIST PERPENDICULAR TO INTERIOR C.M.U WALL

SCALE: 1 1/2" = 1'-0"



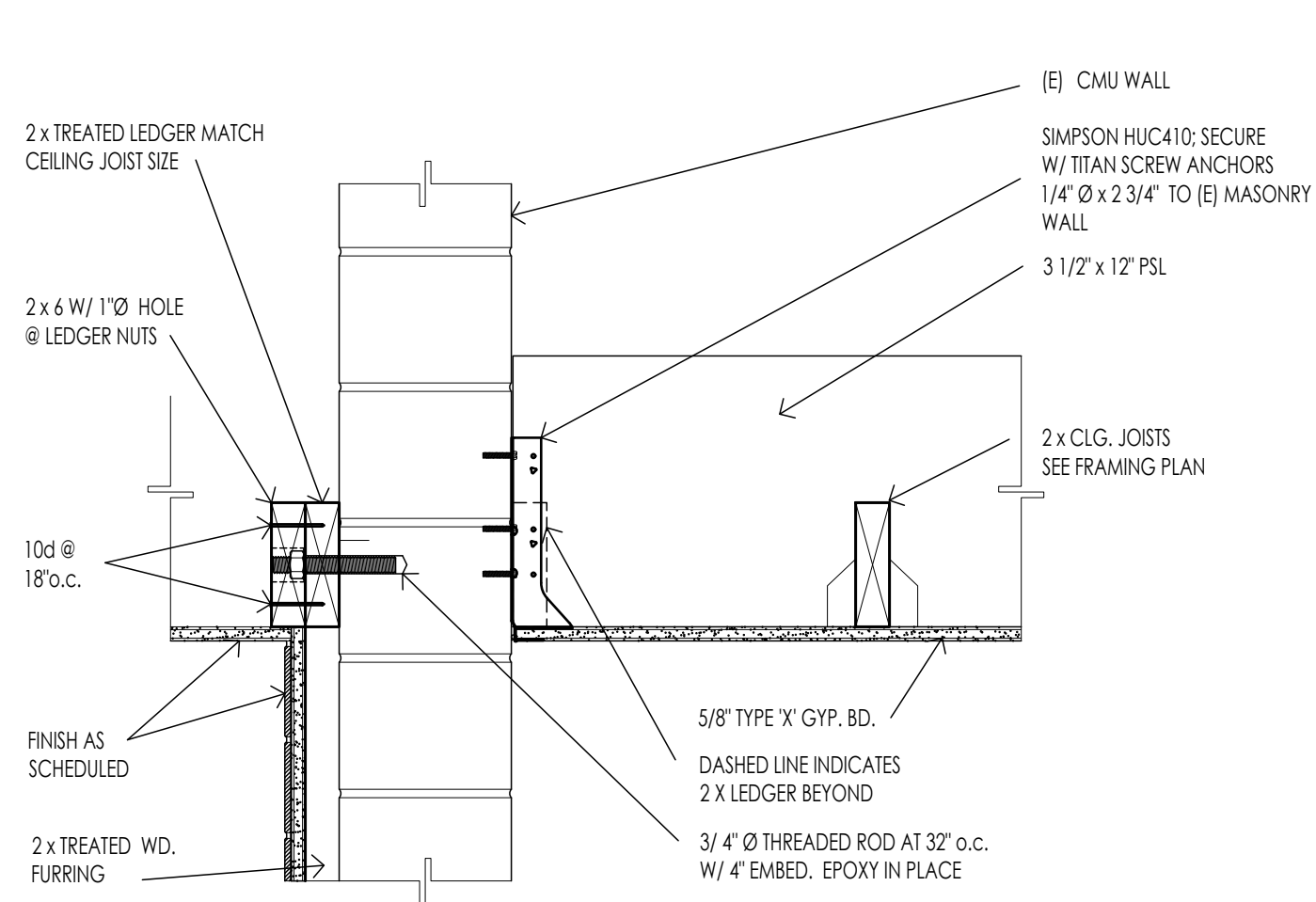
3 JOIST PARREL TO WALL

SCALE: 1 1/2" = 1'-0"



2 JOIST PERPENDICULAR TO WALL

SCALE: 1 1/2" = 1'-0"



1 SECTION @ PSL & (E) C.M.U. WALL

SCALE: 1 1/2" = 1'-0"

Drawing Title:
CEILING FRAMING PLAN
BUILDING 'L'

Scale: As noted

Sheet:


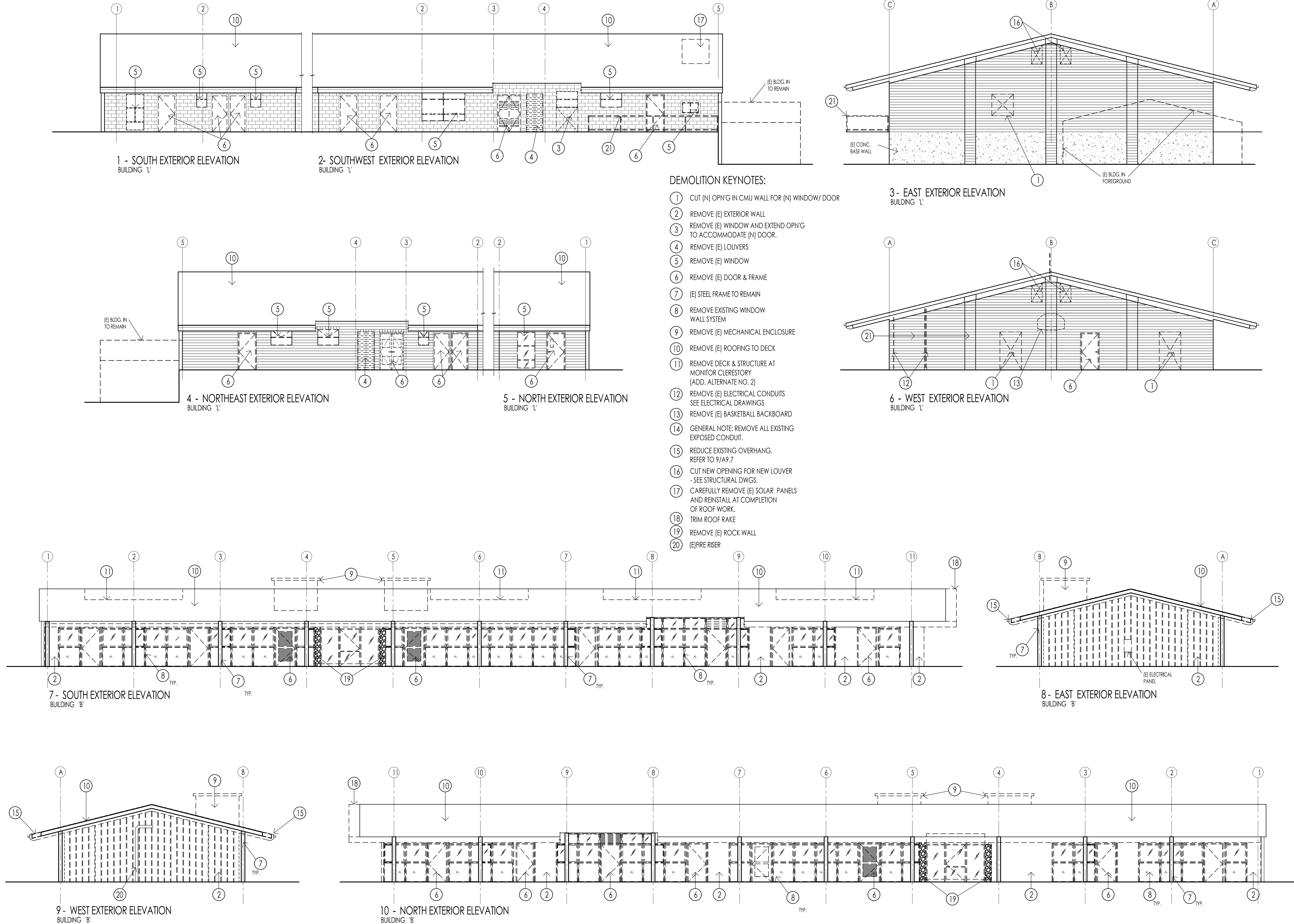
A2.3.3

Revision:

Date: December, 2020

Job Number: 1510.0400

Walden West
Science School
Modernization
15555 SANBORN RD. SARATOGA CA. 95070



Drawing Title:
EXTERIOR DEMOLITION ELEVATIONS
BUILDING 'B' & BUILDING 'L'

Scale: 1/8" = 1'-0"

Sheet:

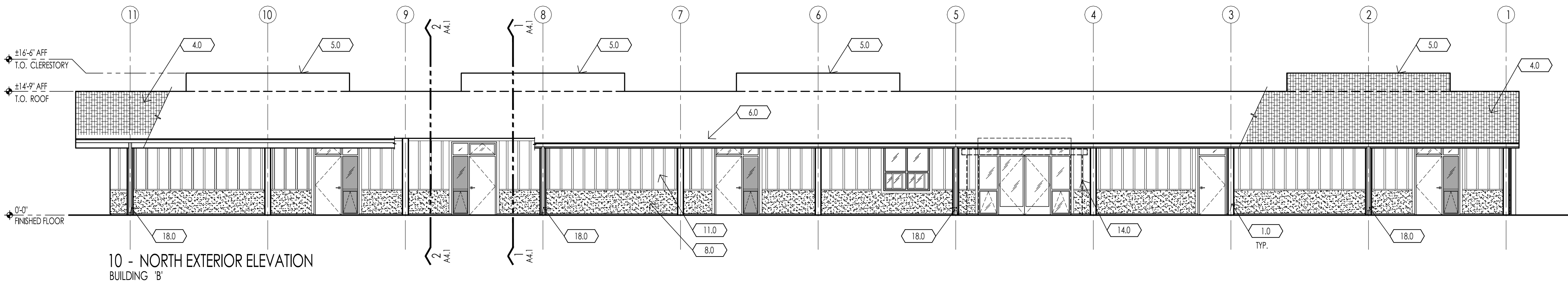
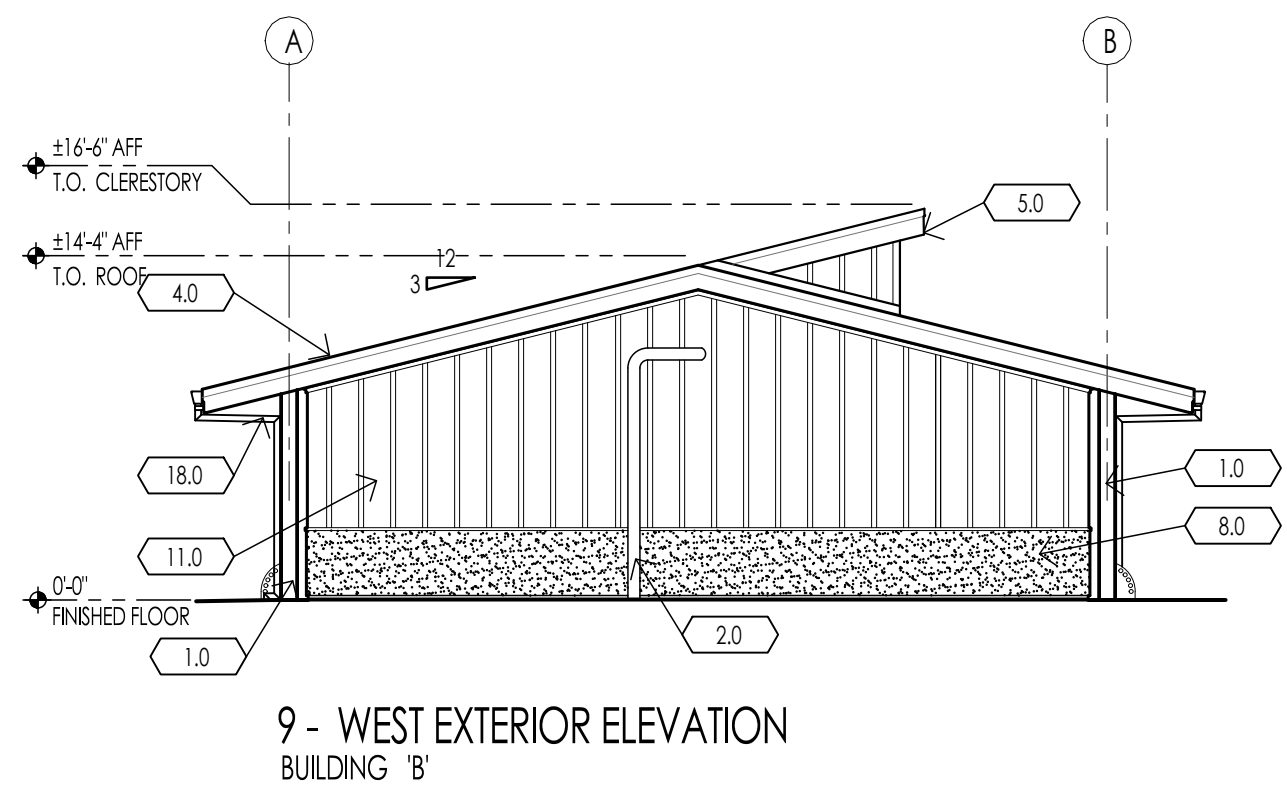
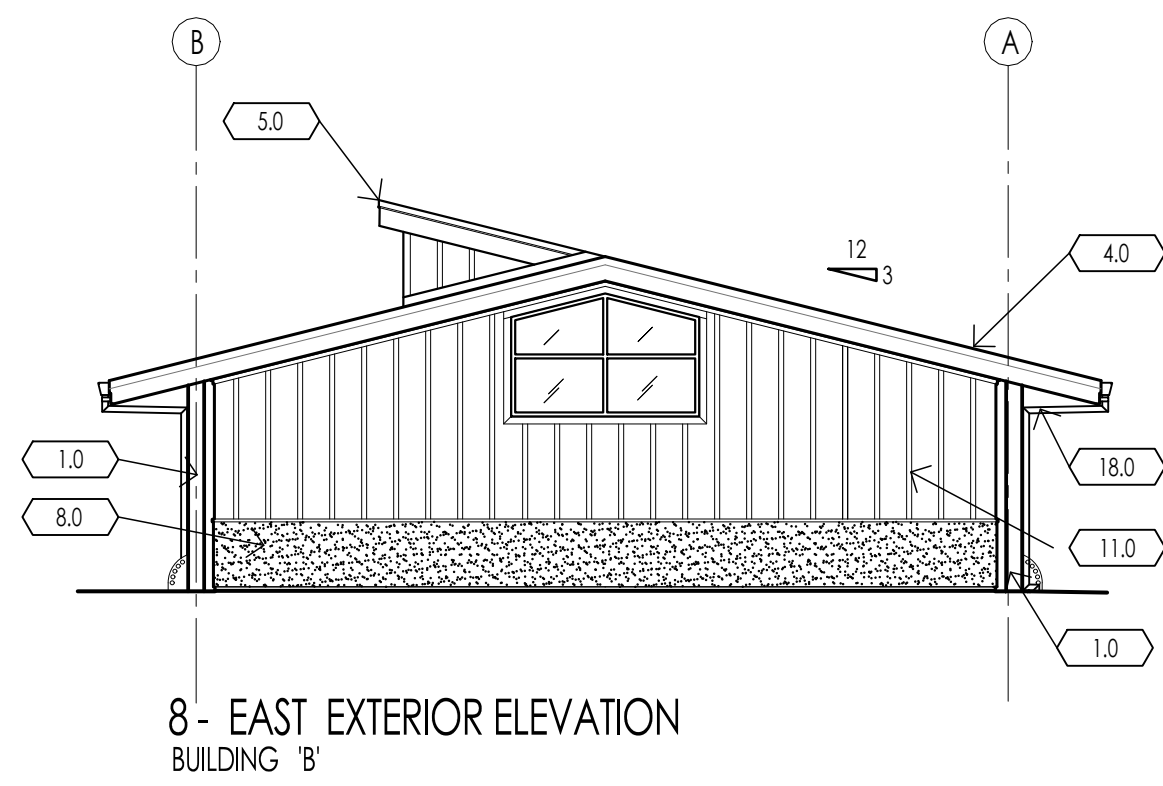
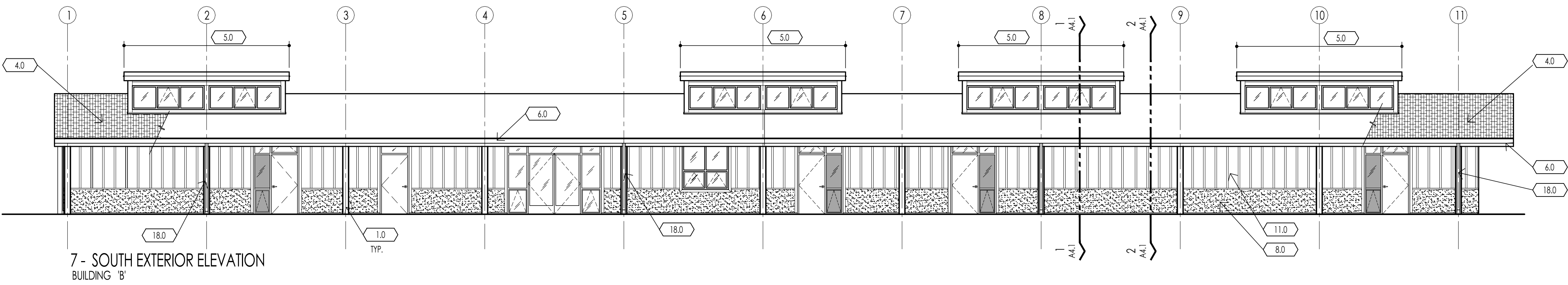
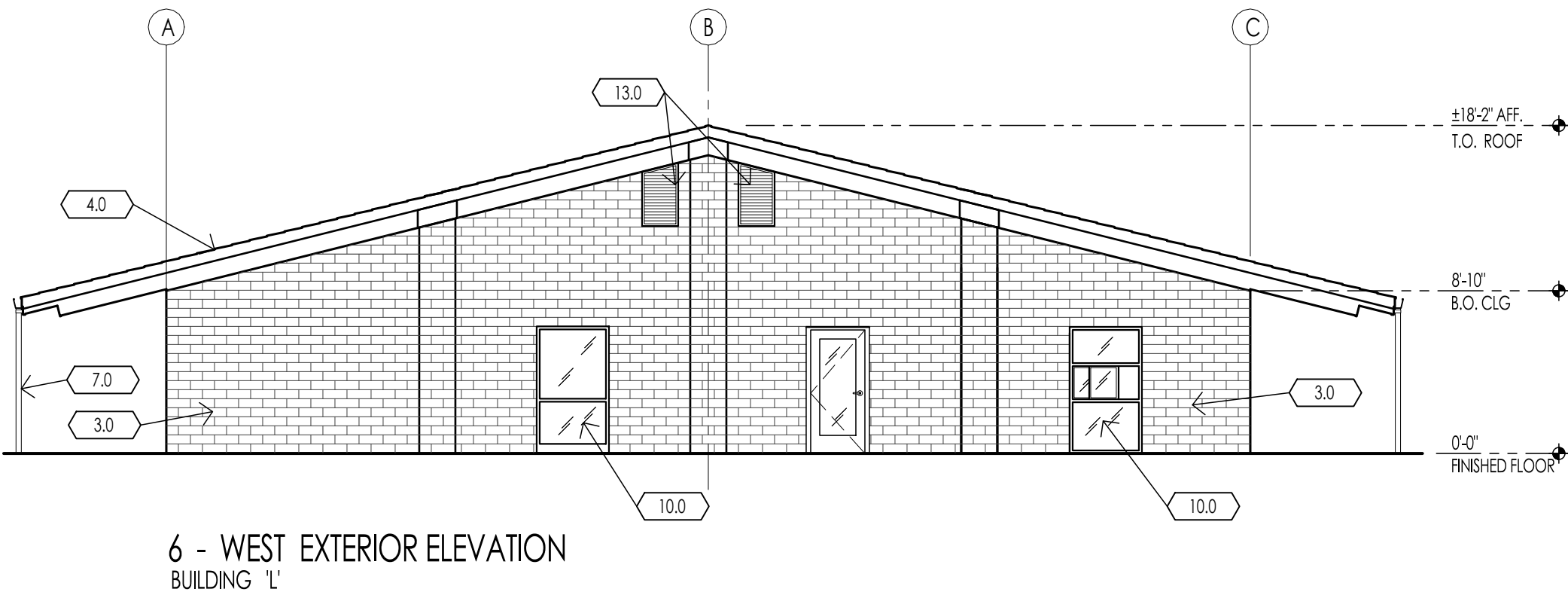
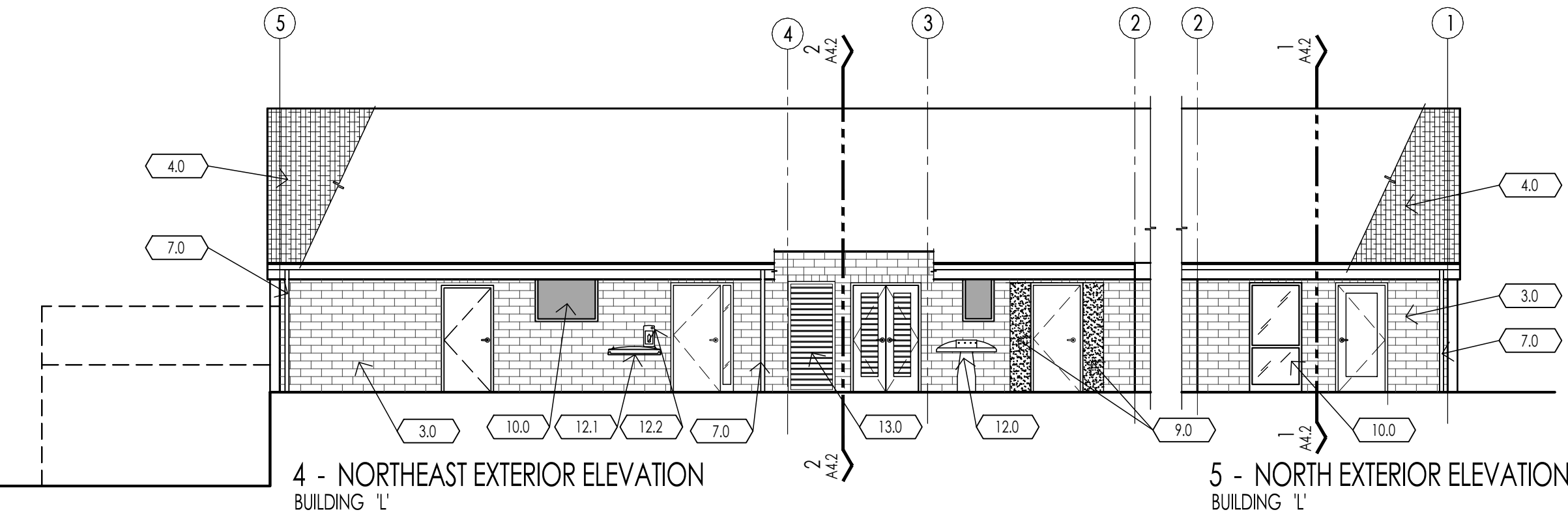
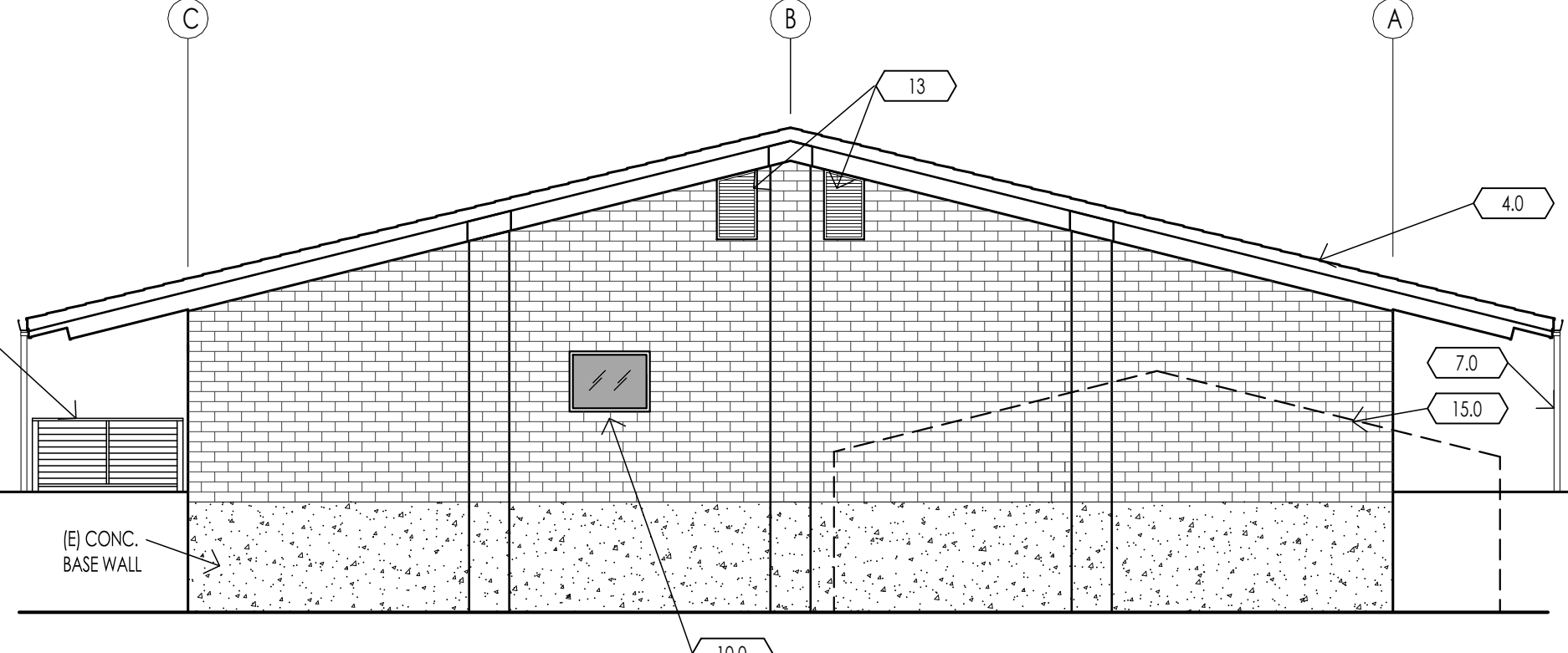
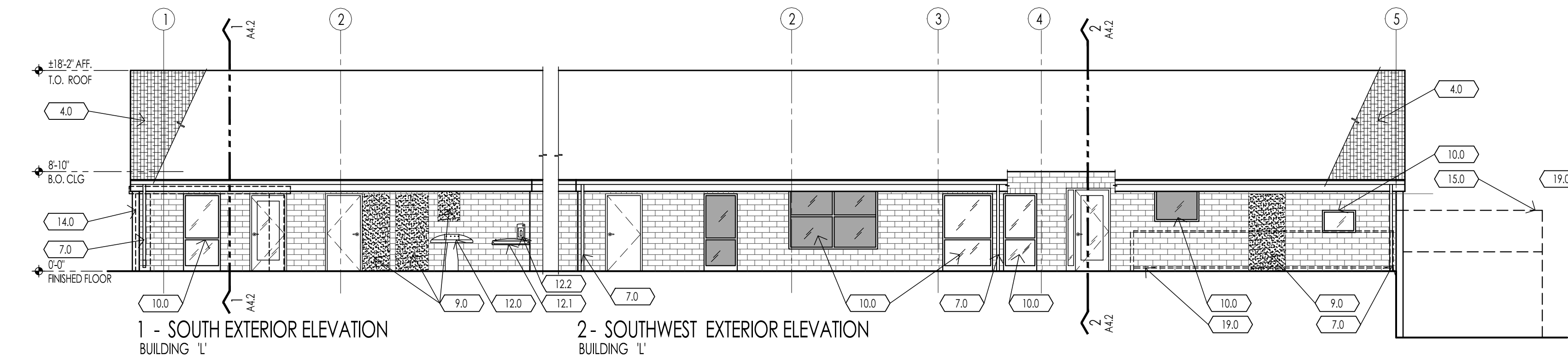
A3.1

Revision:

Walden West
Science School
Modernization
15555 SANBORN RD. SARATOGA CA. 95070

KEYNOTES:

- 1.0 (E) STEEL FRAME
- 2.0 (E) FIRE RISER
- 3.0 (E) CMU EXTERIOR WALL
- 4.0 ASPHALT SHINGLE ROOF
- 5.0 [ADD. ALT. NO. 2] NEW ROOF MONITOR CLERESTORY
- 6.0 SHEET METAL GUTTER
- 7.0 DOWNSPOUT
- 8.0 CEMENT PLASTER WAJNSCOT
- 9.0 INFILL (E) OPENING. SEE STRUCT. DWGS. AND 10/A9.3
- 10.0 WINDOW. SEE WINDOW SCHEDULE SHEET A7.2
- 11.0 BOARD & BATTEN; NON COMBUSTIBLE REFR. CEMENT SIDING W/ NON COMBUSTIBLE TRIM BOARDS.
- 12.0 HAND WASH STATION
- 12.1 DRINKING FOUNTAIN
- 12.2 BOTTLE FILLER
- 13.0 LOUVER. SEE LOUVER SCHEDULE SHEET A7.2
- 14.0 (E) COVERED WALKWAY AT FOREGROUND
- 15.0 POOL MECHANICAL ROOM NOT IN SCOPE
- 16.0 NEW DOOR SEE DOOR SCHEDULE SHEET A7.2
- 17.0 REINSTALL (E) SOLAR PANEL
- 18.0 SHEET METAL DOWNSPOUT
- 19.0 NEW GUTTER & DOWNSPOUT



Drawing Title:
NEW EXTERIOR ELEVATIONS
BUILDING 'B' AND 'L'

Scale: 1/8" = 1'-0"

Sheet:

A3.2

Revision:

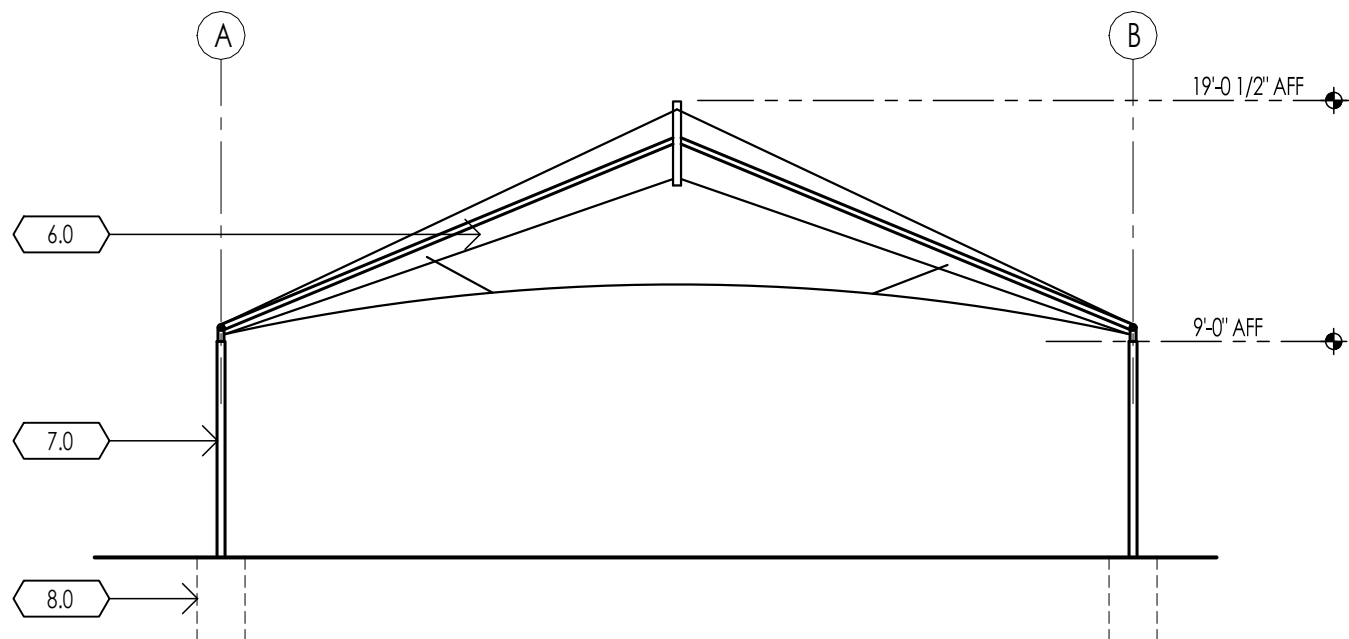
Date: December, 2020

Number: 1510.040

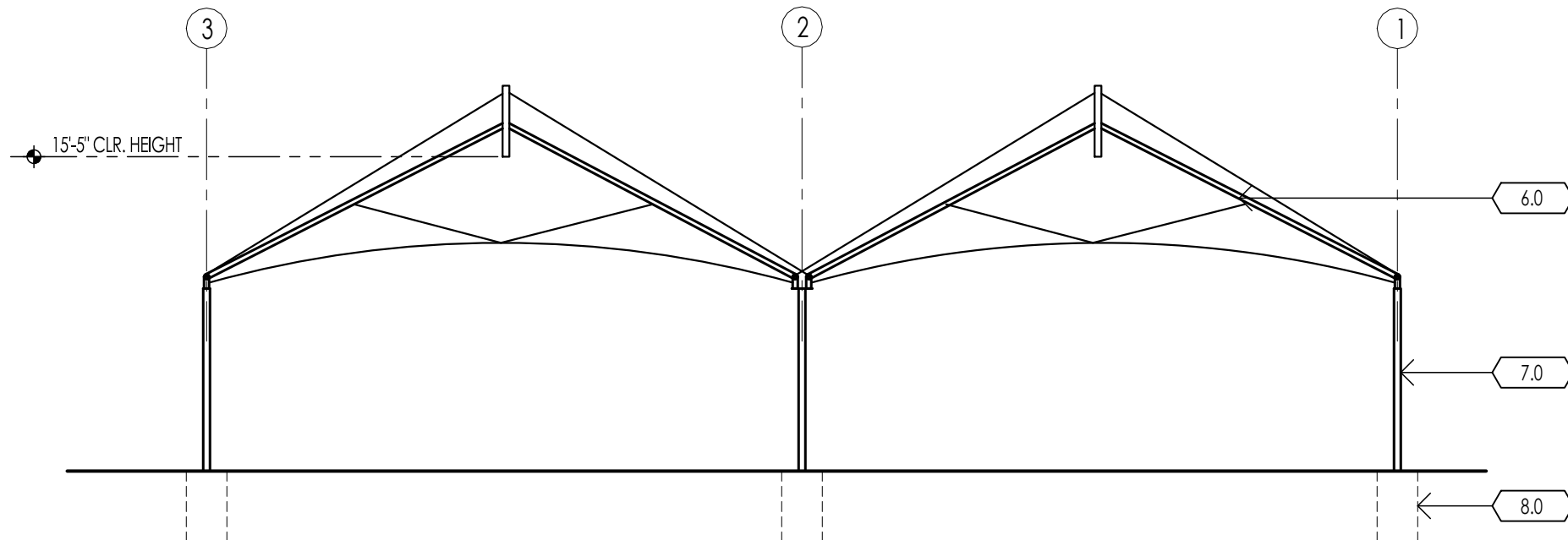
Walden West
Science School
Modernization
15555 SANBORN RD. SARATOGA CA. 95070

KEYNOTES:

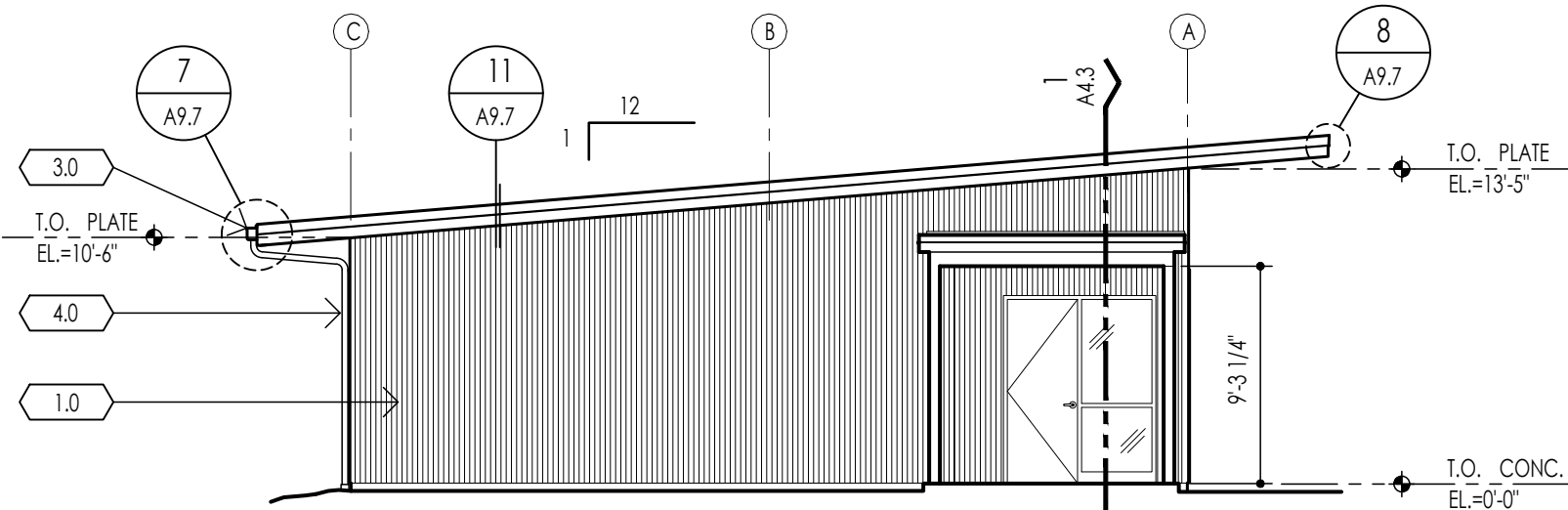
- 1.0 CORRUGATED METAL PANELS
- 2.0 TEMPERED GLASS SECTIONAL DOOR
- 3.0 SHEET METAL GUTTER
- 4.0 SHEET METAL DOWNSPOUT
- 5.0 CLASS 'A' PVC ROOFING OVER 1/4" PROTECTION BD.
- 6.0 CLASS A FIRE RESISTANT SHADE FABRIC. SEE MANUFACTURE DRAWINGS
- 7.0 POWDER COATING STEEL PIPE COLUMN. SEE MANUFACTURE DWGS. FOR SIZE
- 8.0 COLUMN FOOTING. SEE SHEET 3000



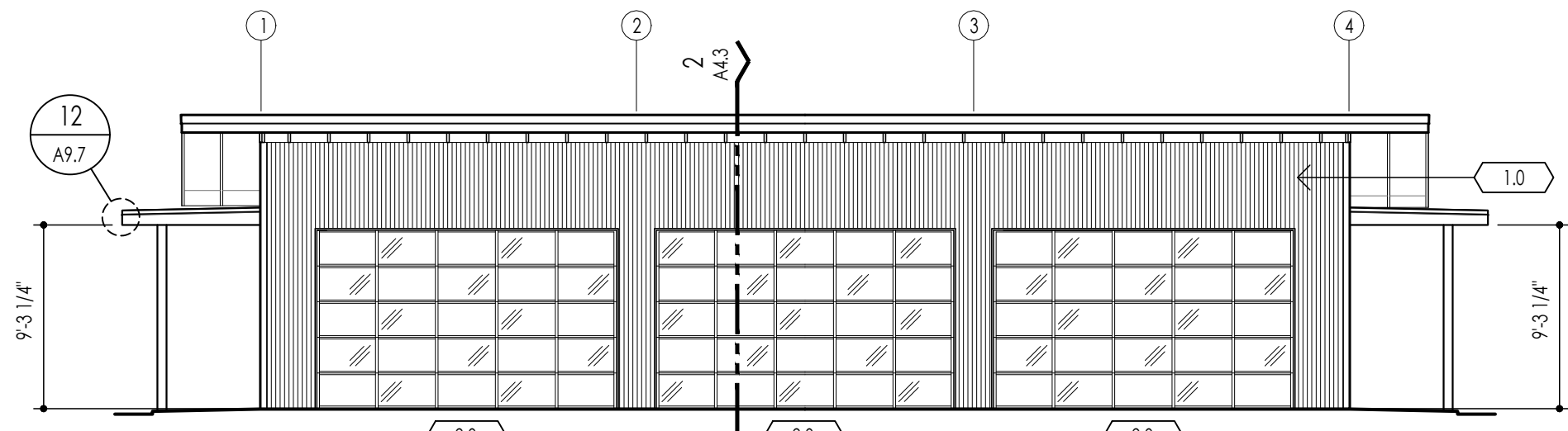
1- FABRIC SHADE STRUCTURE 'M' - BASE BID - NORTH & SOUTH ELEVATIONS
SEE SHEETS 1000, 2000, 2001 & 3000



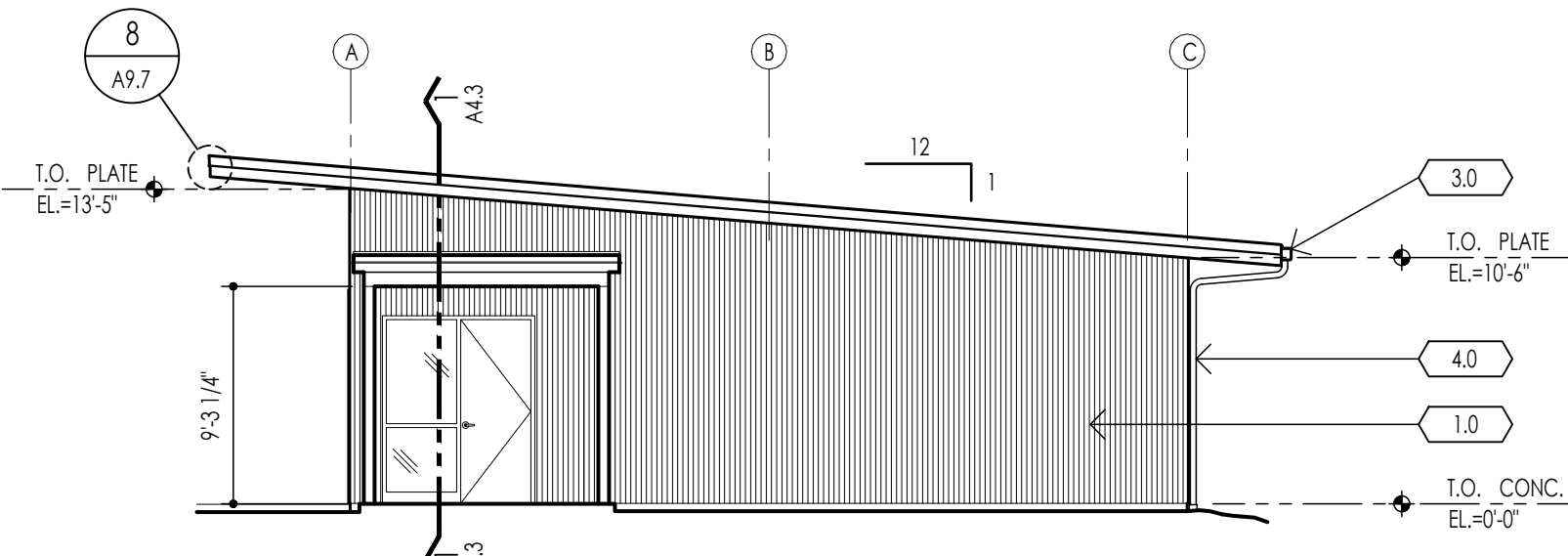
2- FABRIC SHADE STRUCTURE 'M' - BASE BID- EAST & WEST ELEVATIONS
SEE SHEETS 1000, 2000, 2001 & 3000



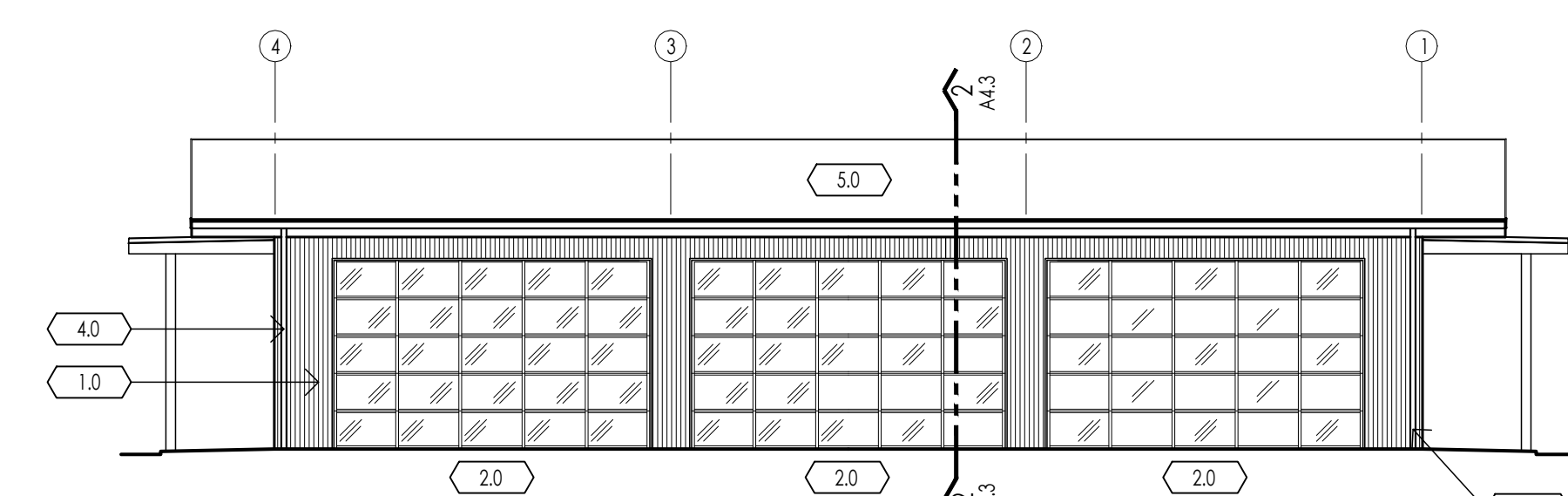
3 - BUILDING 'M' - ADD ALTERNATE #1 - NORTH ELEVATION




4 - BUILDING 'M' - ADD ALTERNATE #1- WEST ELEVATION



5 - BUILDING 'M' - ADD ALTERNATE #1 - SOUTH ELEVATION



6 - BUILDING 'M' - ADD ALTERNATE # 1 - EAST ELEVATION



Drawing Title:
NEW EXTERIOR ELEVATIONS
BUILDING 'M' &
SHADE STRUCTURE

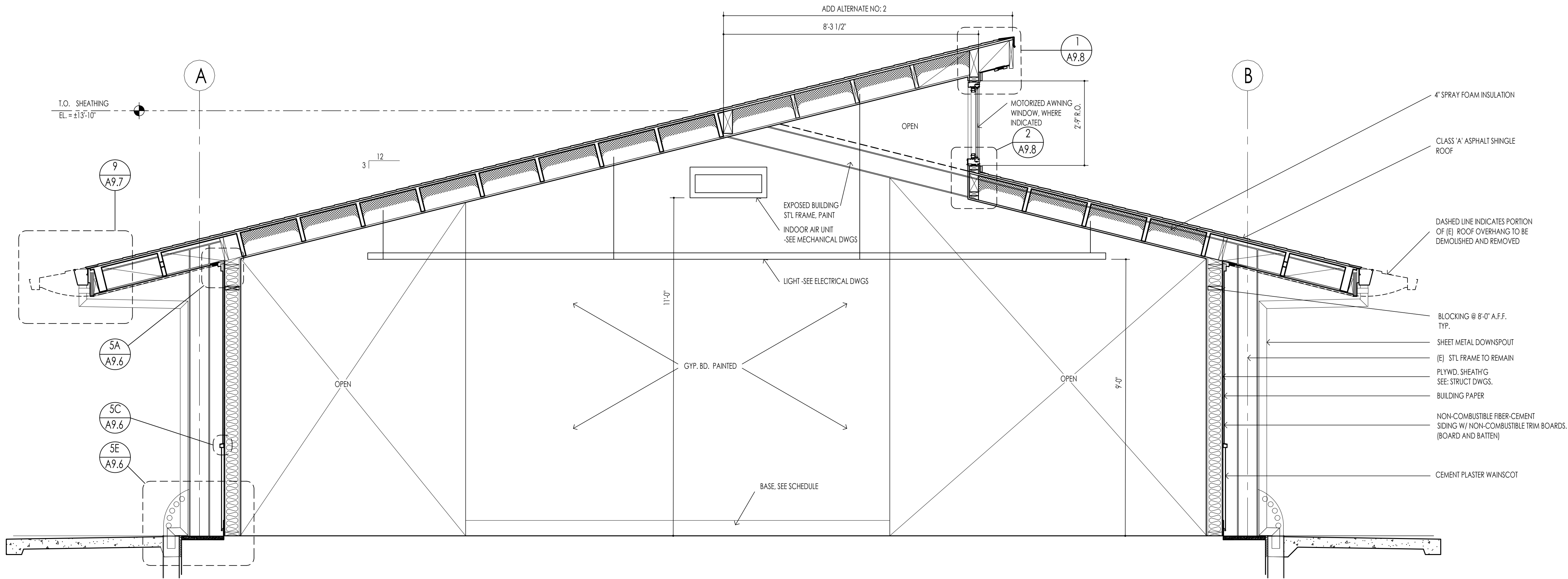
Scale: 1/8" = 1'-0"

Sheet:

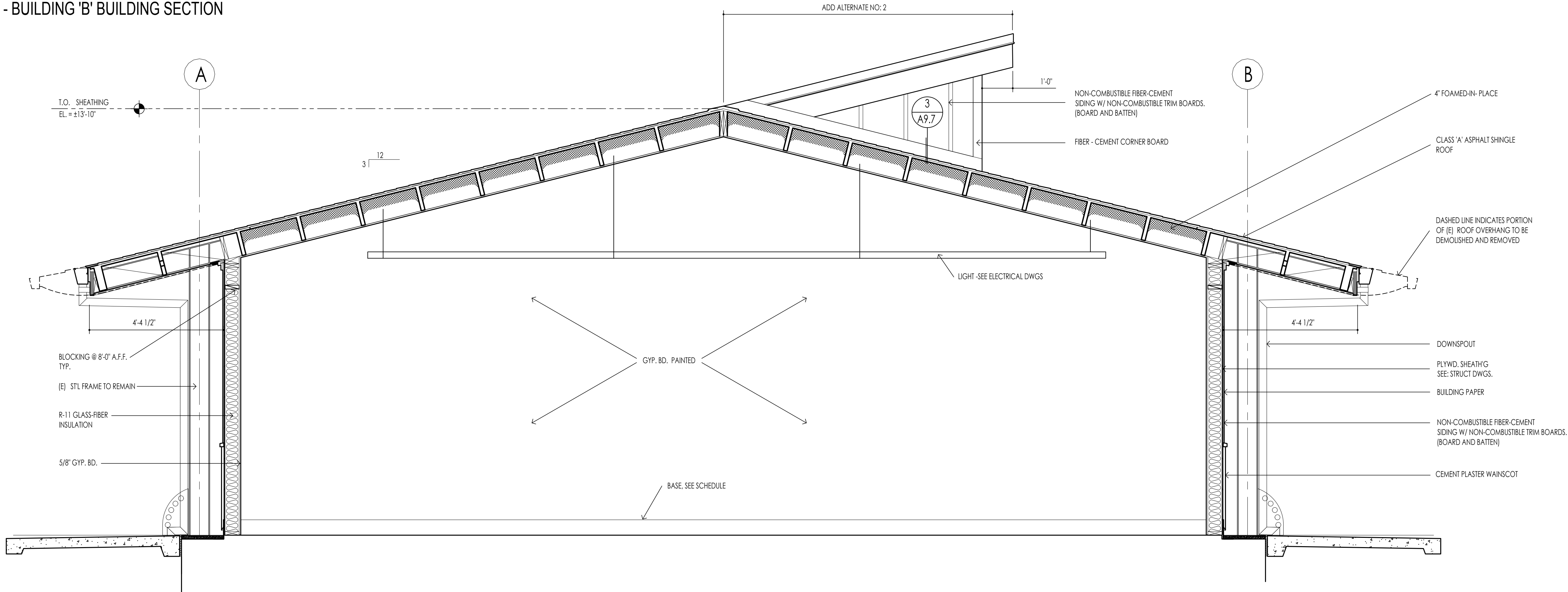
A3.3

Revision:

Walden West
Science School
Modernization
15555 SANBORN RD. SARATOGA CA. 95070



1 - BUILDING 'B' BUILDING SECTION



2 - BUILDING 'B' BUILDING SECTION



Drawing Title:
BUILDING SECTIONS
BUILDING 'B'

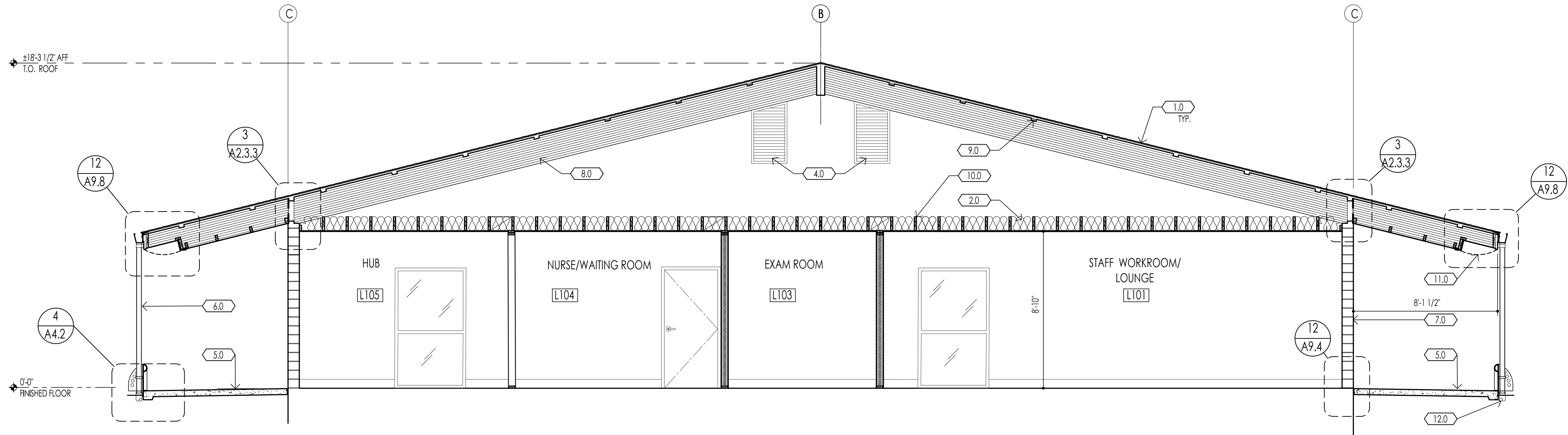
Scale: 1/2" = 1'-0"

Sheet:

A4.1

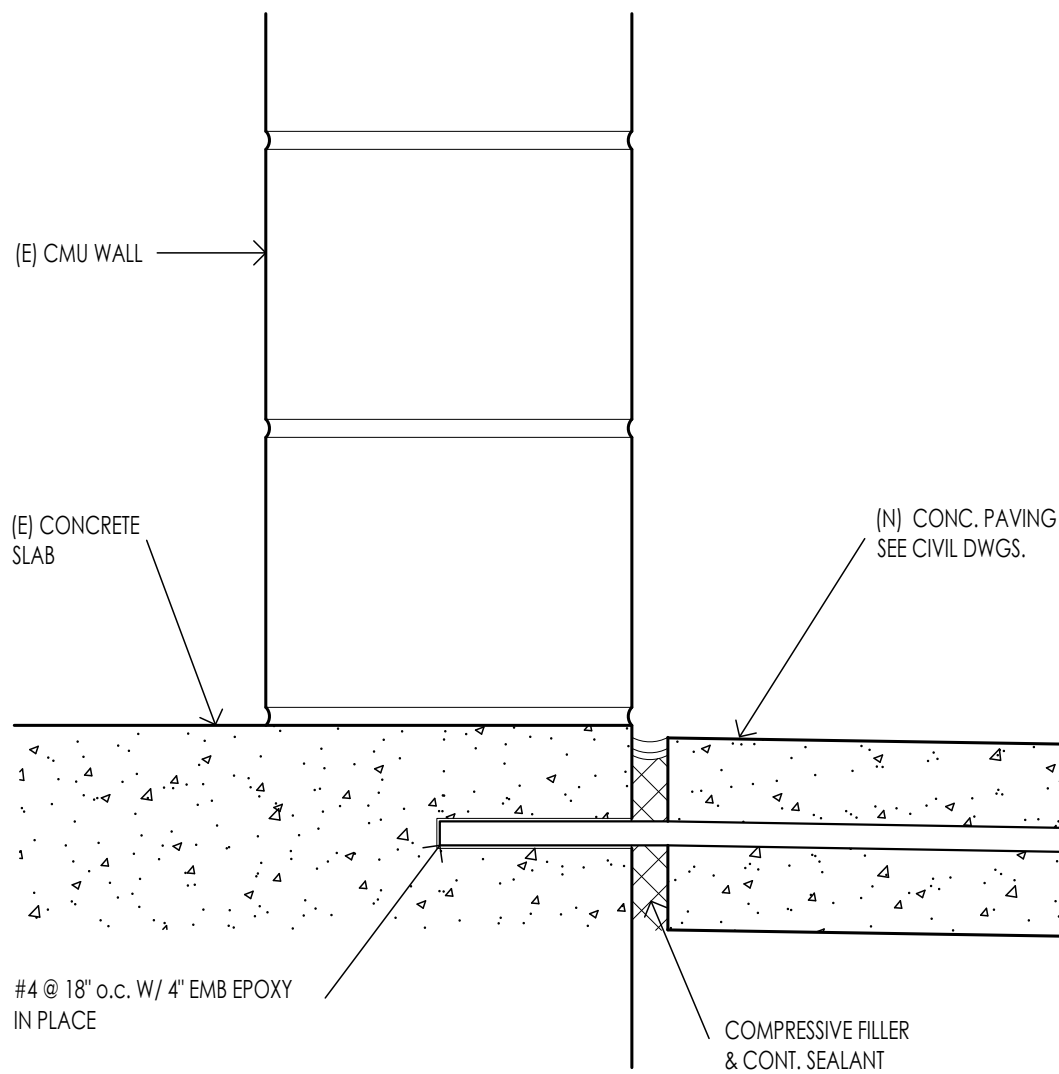
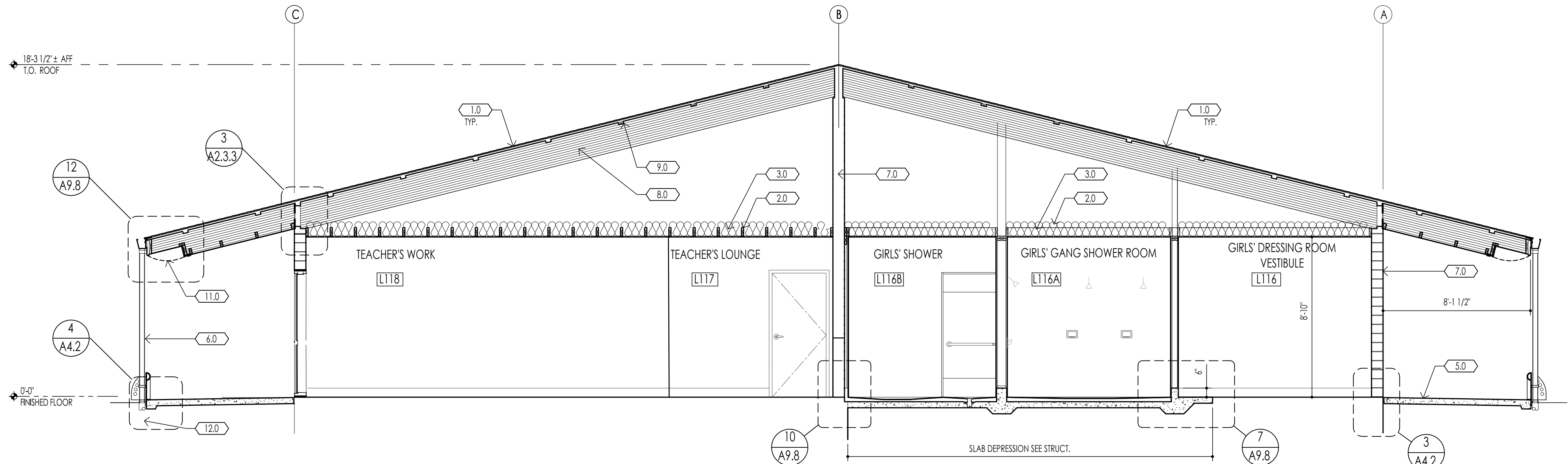
Revision:

Walden West
Science School
Modernization
15555 SANBORN RD. SARATOGA CA. 95070

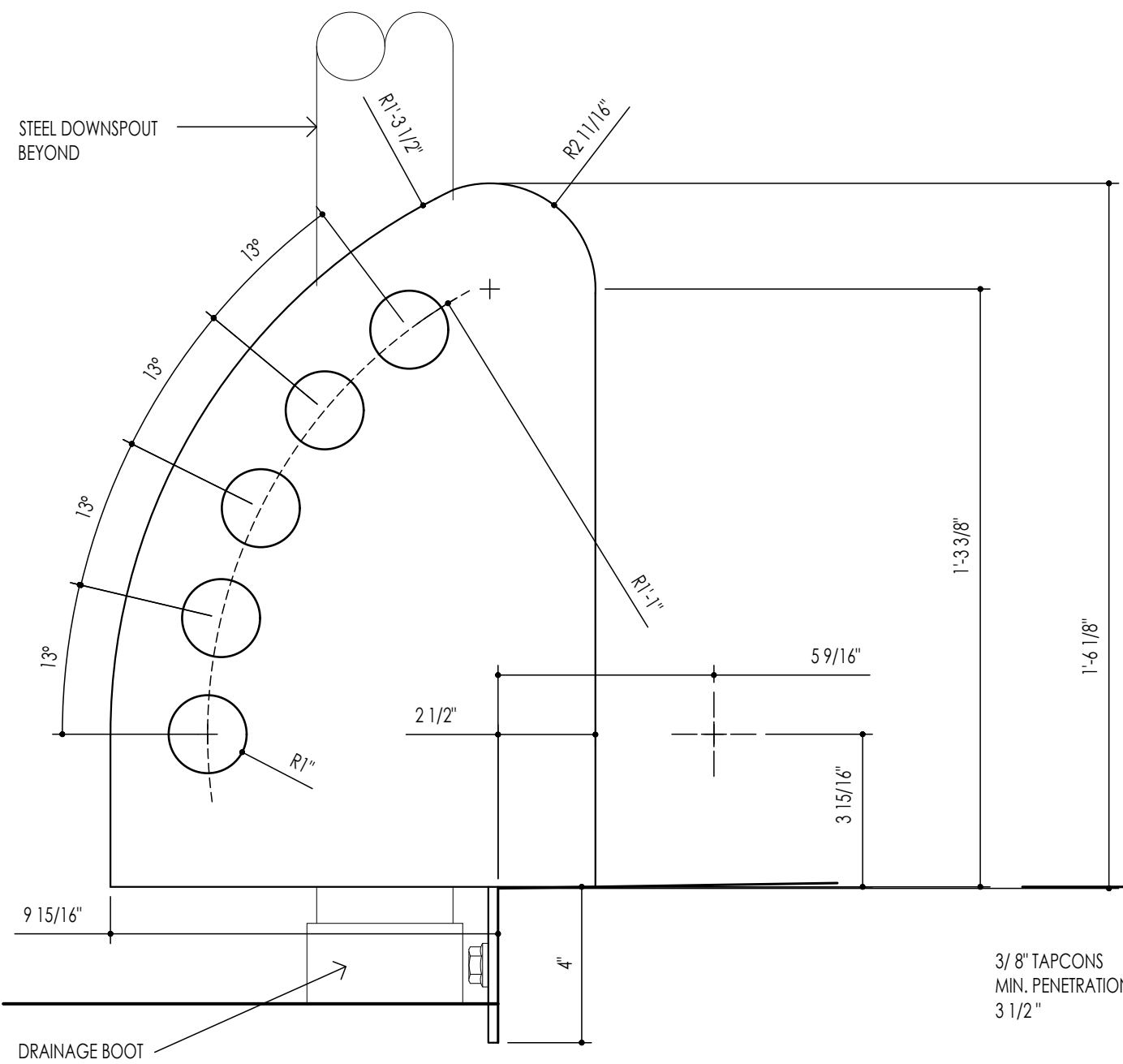


KEYNOTES:

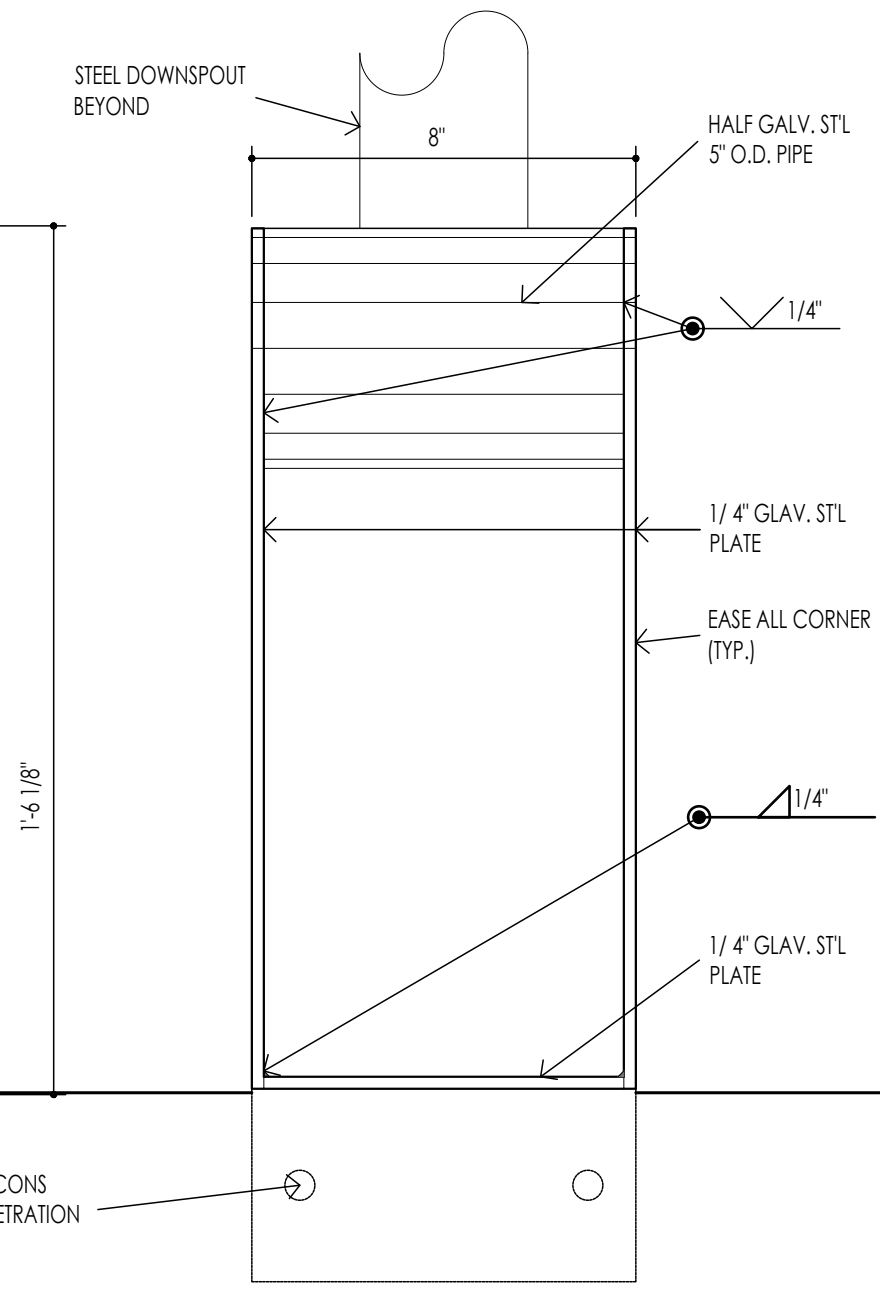
- 1.0 CLASS 'A' ASPHALT SHINGLES ROOFING
- 2.0 10" NOMINAL FIBERGLASS BLANKET INSULATION, TYP.
- 3.0 NEW 2x CBLING JOIST: SEE CBLING PLAN A2.3.3
- 4.0 LOUVERS, SEE LOUVER SCHEDULE
- 5.0 CONC. PAVING
- 6.0 STEEL DOWNSPOUT
- 7.0 (E) CMU
- 8.0 (E) BEAM
- 9.0 (E) RAFTER @ 4'-0" O.C.
- 10.0 (E) CBLING FRAMING
- 11.0 DASHED LINE INDICATE PORTION OF (E) ROOF OVERHANG TO BE REMOVE
- 12.0 DRAINAGE BOOT SEE CIVIL DWGS.



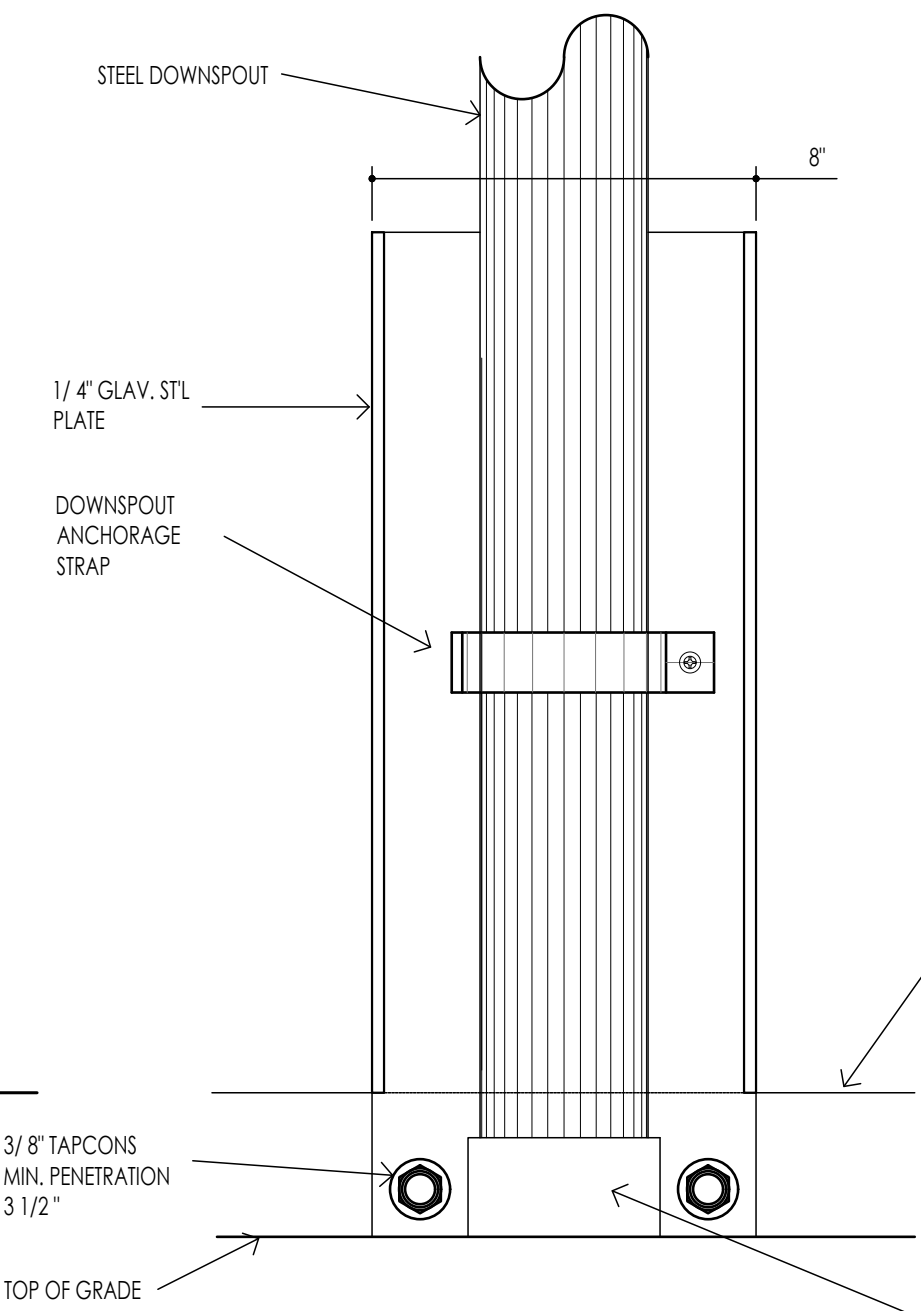
SECTION DETAIL DOWNSPOUT GUARD AND ANCHOR



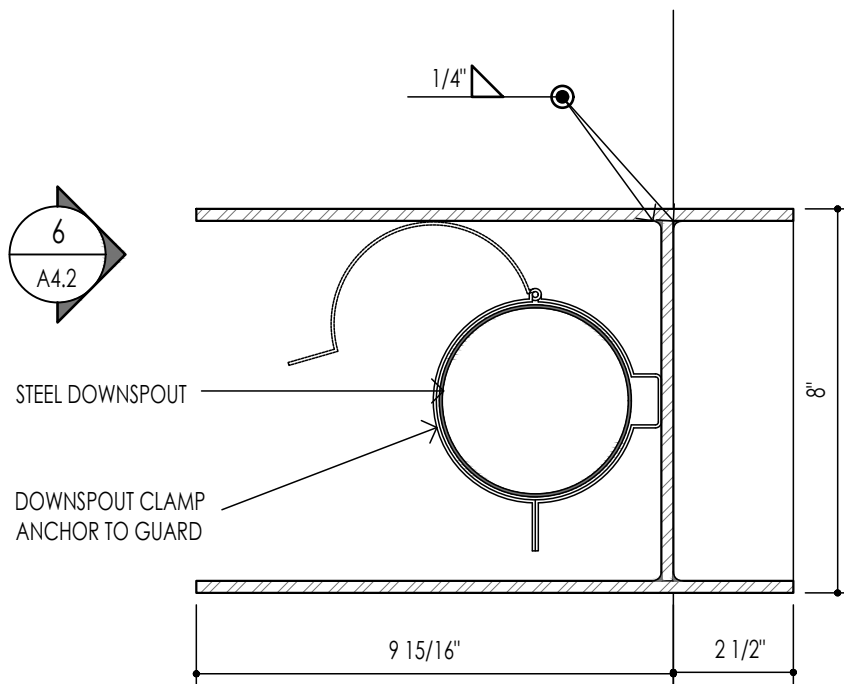
SIDE ELEVATION DOWNSPOUT GUARD AND ANCHOR



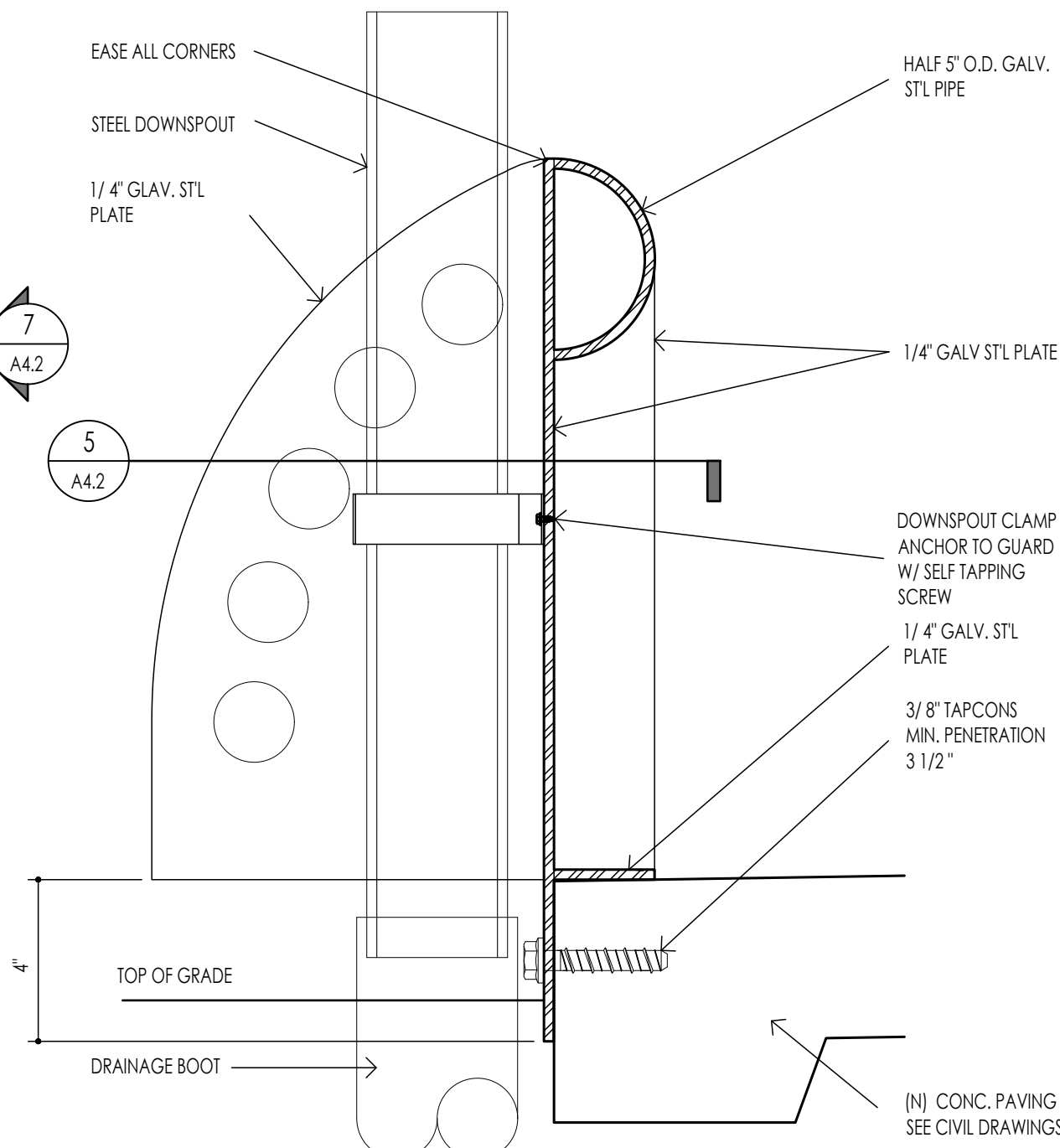
FRONT ELEVATION DOWNSPOUT GUARD AND ANCHOR




REAR ELEVATION DOWNSPOUT GUARD AND ANCHOR



PLAN DETAIL DOWNSPOUT GUARD AND ANCHOR



SECTION DETAIL DOWNSPOUT GUARD AND ANCHOR



Drawing Title:
BUILDING SECTIONS
BUILDING 'L'

Scale: 1/4" = 1'-0"

Sheet:

A4.2

Revision:

Date: December, 2020

File Number: 1510.0400

Walden West
Science School
Modernization
15555 SANBORN RD. SARATOGA CA. 95070

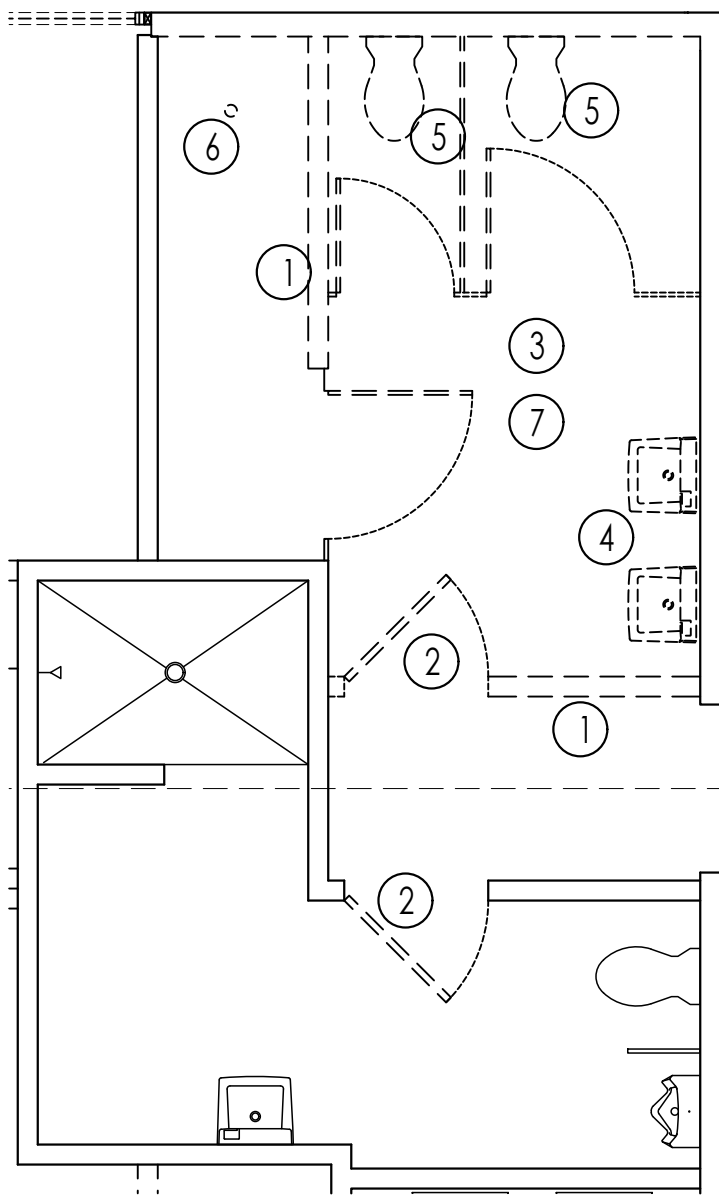
GENERAL DEMOLITION NOTES:

THE PLANS MAY NOT DESCRIBE ALL DEMOLITION REQUIRED. CONTRACTOR IS RESPONSIBLE TO REVIEW SITE CONDITIONS, THE CONSTRUCTION DOCUMENTS, AND PROVIDE ALL DEMOLITION REQUIRED TO PROVIDE A COMPLETE AND FINISHED PROJECT.

THIS INCLUDES PARTIAL SLAB REMOVAL, TRENCHING, SLAB REPLACEMENT, ETC. FOR ALL UNDER-FLOOR UTILITIES INDICATED IN THESE DOCUMENTS.

LEGEND:

- EXISTING WALL FRAMING TO REMAIN
- EXISTING WALL OR OTHER STRUCTURE TO BE REMOVED
- EXISTING ITEMS TO BE REMOVED
- EXISTING DOOR TO BE REMOVED



1 - BUILDING 'B' RESTROOMS
DEMOLITION PLAN

DEMOLITION KEYNOTES:

- 1 REMOVE (E) PARTITIONS, AND CURBS (WHERE OCCUR).
- 2 REMOVE (E) DOOR AND HARDWARE.
- 3 REMOVE (E) TOILET PARTITIONS
- 4 REMOVE (E) HAND SINK
- 5 REMOVE (E) WATER CLOSET
- 6 REMOVE (E) FLOOR DRAIN V.I.F., SEE PLUMBING
- 7 REMOVE EXISTING FINISHES TO FRAMING/SLAB

GENERAL NOTES:

- REFER TO MECHANICAL, PLUMBING AND ELECTRICAL DRAWINGS FOR NEW WORK RELATED TO THOSE DISCIPLINES.
- FOR ACCESSIBLE HEIGHTS & CLEARANCES, SEE SHEET A9.1

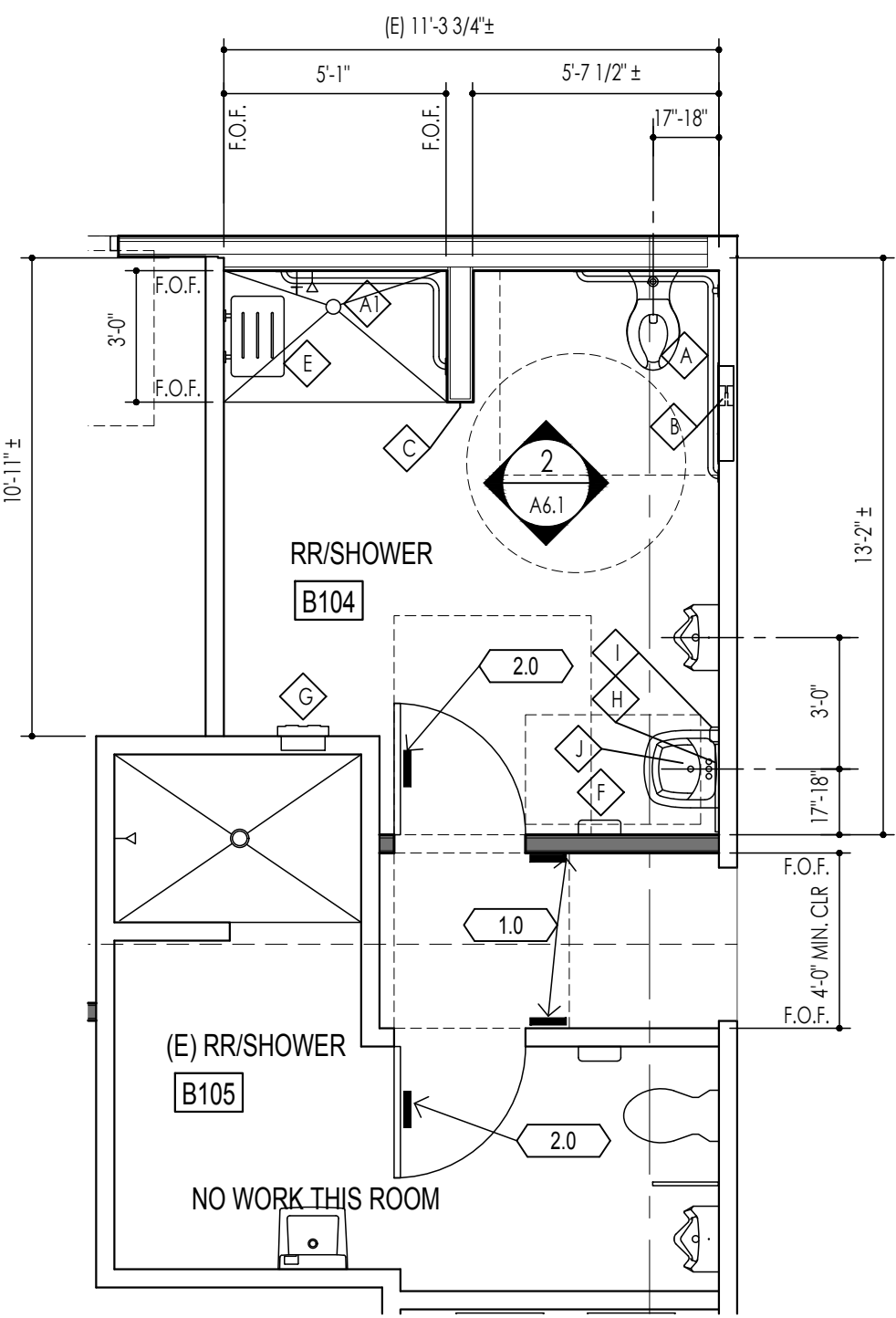
SHEET KEYNOTES:

- 1.0 GENDER NEUTRAL ACCESSIBLE RESTROOM WALL SIGN SEE 5A/A9.2
- 2.0 GENDER NEUTRAL ACCESSIBLE RESTROOM DOOR SIGN SEE 5B/A9.2


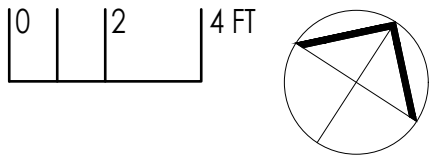
TRANSITION, SEE 8/A9.8

TOILET ACCESSORIES CODE:

- A GRAB BAR "L" SHAPED 42"x54" SEE 9/A9.1 for ANCHORAGE
- A1 GRAB BAR "L" SHAPED 24" x 56" SEE 9/A9.1 for ANCHORAGE
- B TOILET SEAT-COVER DISPENSER, WASTE DISPOSAL AND TOILET TISSUE DISPENSER (RECESSED) ACCESSIBLE
- G ROBE HOOK
- D DUAL MOUNT-SEAT COVER DISPENSER, SANITARY NAPKIN DISPOSAL AND TOILET TISSUE DISPENSER- PARTITION MOUNT
- E FOLDING SHOWER SEAT
- H HAND DRYER
- G TAMPON DISPENSER (SEMI-RECESSED)
- H MIRROR UNIT
- I AUTOMATIC SOAP DISPENSER
- J UNDER LAVATORY GUARD
- K CUSTODIAN UTILITY SHELF



2 - BUILDING 'B' RESTROOMS
MODIFIED FLOOR PLAN



Drawing Title:
ENLARGED RESTROOMS
AND SHOWER PLANS
BUILDING 'B'

Scale: 1/4" = 1'-0"

Sheet:

A5.1

Revision:

Walden West
Science School
Modernization
15555 SANBORN RD. SARATOGA CA. 95070

GENERAL NOTES:

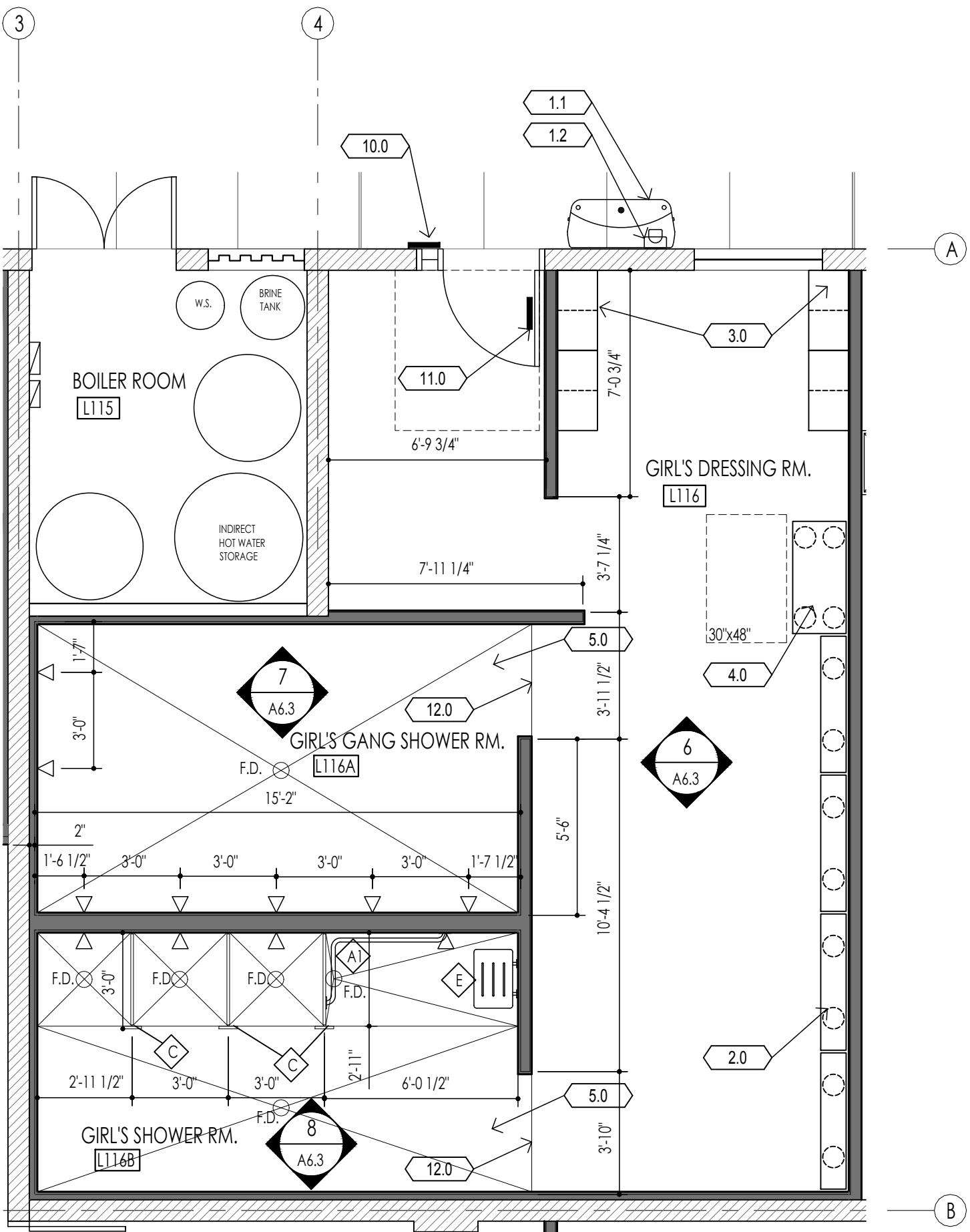
1. REFER TO MECHANICAL, PLUMBING AND ELECTRICAL DRAWINGS for NEW WORK RELATED to THOSE DISCIPLINES.
2. FOR ACCESSIBLE HEIGHTS & CLEARANCES, SEE SHEET A9.1

SHEET KEYNOTES:

- | | |
|------|---|
| 1.0 | WASH STATION SEE PLUMBING DWGS. |
| 1.1 | DRINKING FOUNTAIN
SEE PLUMBING DWGS. |
| 1.2 | BOTTLE FILLER
SEE PLUMBING DWGS. |
| 2.0 | BENCHES, SEE SPECS |
| 3.0 | CUBBIES, SEE SPECS |
| 4.0 | ACCESSIBLE BENCH |
| 5.0 | CERAMIC TILE |
| 6.0 | GENDER NEUTRAL ACCESSIBLE RESTROOM
WALL SIGN SEE 5A/A9.2 |
| 7.0 | GENDER NEUTRAL ACCESSIBLE RESTROOM
DOOR SIGN SEE 5B/A9.2 |
| 8.0 | GIRLS ACCESSIBLE RESTROOM
WALL SIGN SEE 3A/A9.2 |
| 9.0 | GIRLS ACCESSIBLE RESTROOM
DOOR SIGN SEE 3B/A9.2 |
| 10.0 | BOYS ACCESSIBLE RESTROOM
WALL SIGN SEE 2A/A9.2 |
| 11.0 | BOYS ACCESSIBLE RESTROOM
DOOR SIGN SEE 2B/A9.2 |
| 12.0 | DEPRESSED SLAB TO FLOOR
TRANSITION, SEE 8/A9.8 |

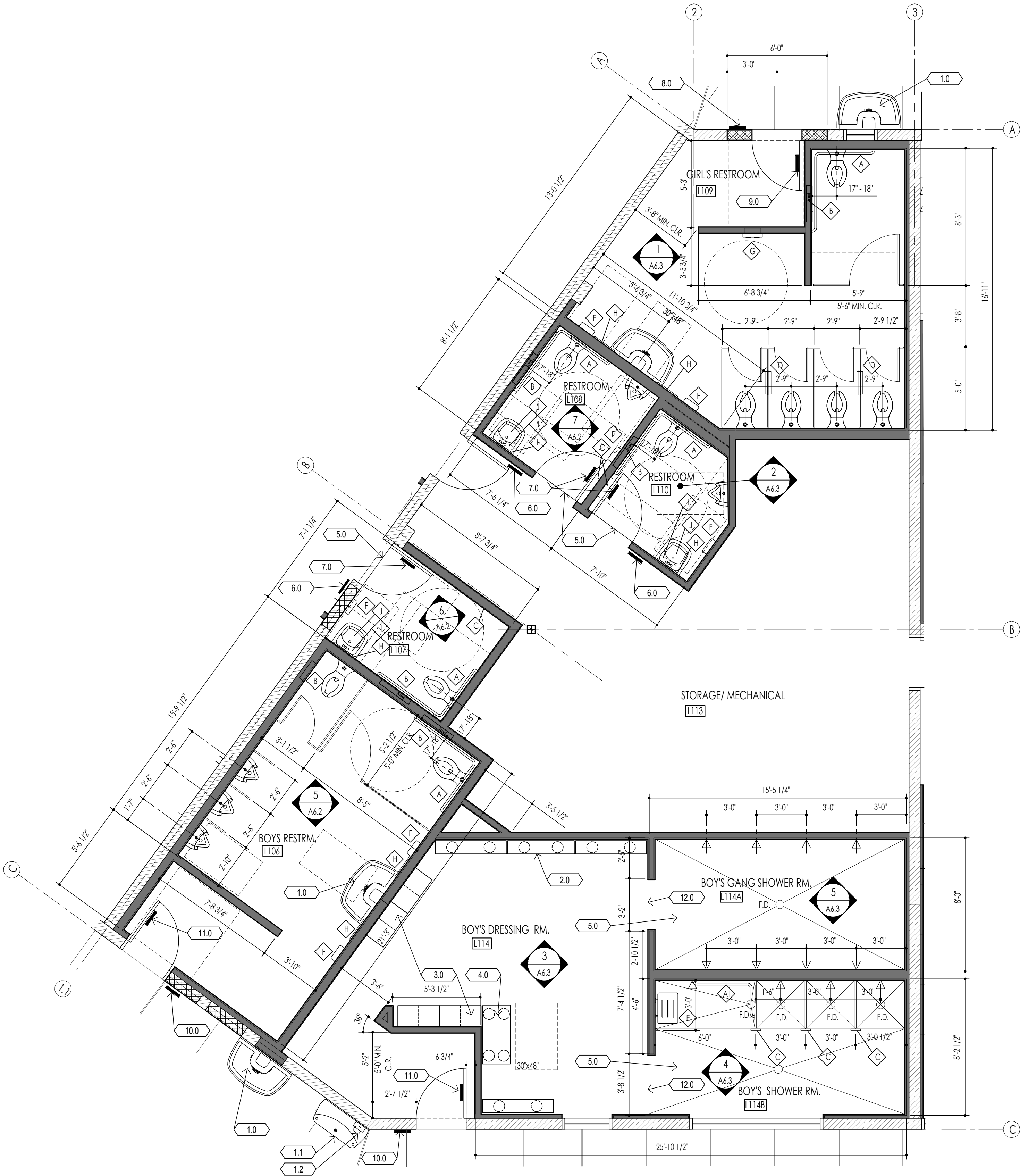
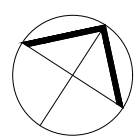
TOILET ACCESSORIES CODE:

- | | |
|----|--|
| A | GRAB BAR "L" SHAPED 42"x54"
SEE 9/A9.1 for ANCHORAGE |
| A1 | GRAB BAR "L" SHAPED 24" x 56"
SEE 9/A9.1 for ANCHORAGE |
| B | TOILET SEAT-COVER DISPENSER, WASTE
DISPOSAL AND TOILET TISSUE DISPENSER
(RECESSED) ACCESSIBLE |
| C | ROBE HOOK |
| D | DUAL MOUNT-SEAT COVER DISPENSER,
SANITARY NAPKIN DISPOSAL AND TOILET
TISSUE DISPENSER- PARTITION MOUNT |
| E | FOLDING SHOWER SEAT |
| F | HAND DRYER |
| G | TAMPON DISPENSER (SEMI-RECESSED) |
| H | MIRROR UNIT |
| I | AUTOMATIC SOAP DISPENSER |
| J | UNDER LAVATORY GUARD |
| K | CUSTODIAN UTILITY SHELF |



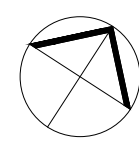
2 - BUILDING 'L' SHOWER ROOM

0 2 4 FT



1 - BUILDING 'L' RESTROOMS & SHOWERS

0 2 4 FT



Drawing Title:
ENLARGED RESTROOMS
AND SHOWER PLANS
BUILDING 'L'

Scale: 1/4" = 1'-0"

Sheet:

A5.2

Revision:

Walden West
Science School
Modernization

15555 SANBORN RD. SARATOGA CA. 95070

GENERAL NOTES:
1. FOR ACCESSIBLE HEIGHTS & CLEARANCES SEE 3/A9.1

- KEYNOTES:
- 1.0 EXISTING CMU, PAINTED
 - 2.0 STORAGE CUBBIES, SEE SPEC.
 - 3.0 BENCH, SEE SPEC.
 - 4.0 TOILET PARTITION, SEE 10/A9.1
 - 5.0 GYPSUM BOARD, PAINTED
 - 6.0 SHOWER PARTITION, SEE SPEC.
 - 7.0 SUSPENDED LINEAR LIGHT FIXTURE, SEE SPEC.
 - 8.0 INDOOR UNIT, SEE MECHANICAL
 - 8.1 MECHANICAL GRILL, SEE MECHANICAL
 - 9.0 FIRE SPRINKLER PIPING, SEE PP DRAWINGS
 - 10.0 FIRE EXTINGUISHER, SEE SPEC.
 - 11.0 BASE AS SCHEDULED
 - 12.0 BOARD AND BATTEN: NON-COMBUSTIBLE FIBER CEMENT SIDING WITH NON-COMBUSTIBLE TRIM BOARDS
 - 13.0 CEMENT PLASTER WAINSCOT
 - 14.0 DOOR AS SCHEDULED
 - 15.0 CERAMIC TILE CT-W-1
 - 16.0 CERAMIC TILE CT-W-2
 - 17.0 CERAMIC TILE TT-1
 - 18.0 CERAMIC TILE TT-2
 - 19.0 (E) EXPOSED STEEL BEAM, PAINT
 - 20.0 ROOF MONITOR CLERESTORY [ADD ALTERNATE #2]
 - 21.0 SHAPED TRIM SEE 6/A9.6
 - 22.0 GANG SHOWER VALVE COVER PLATE, SEE PLUMBING DWGS.
 - 23.0 MOTORIZED WINDOW OPERATOR
 - 24.0 EXPOSED WOOD FRAMING
 - 25.0 GLAZED SECTIONAL DOOR, SEE SPEC.
 - 26.0 3/4" FINISH PLYWOOD TO 8'-0" A.F.F., SEE SPEC.
 - 27.0 EXHAUST FAN, SEE MECH. DWGS.
 - 28.0 FRAMED MIRROR BACKING, DETAIL 1/A9.1



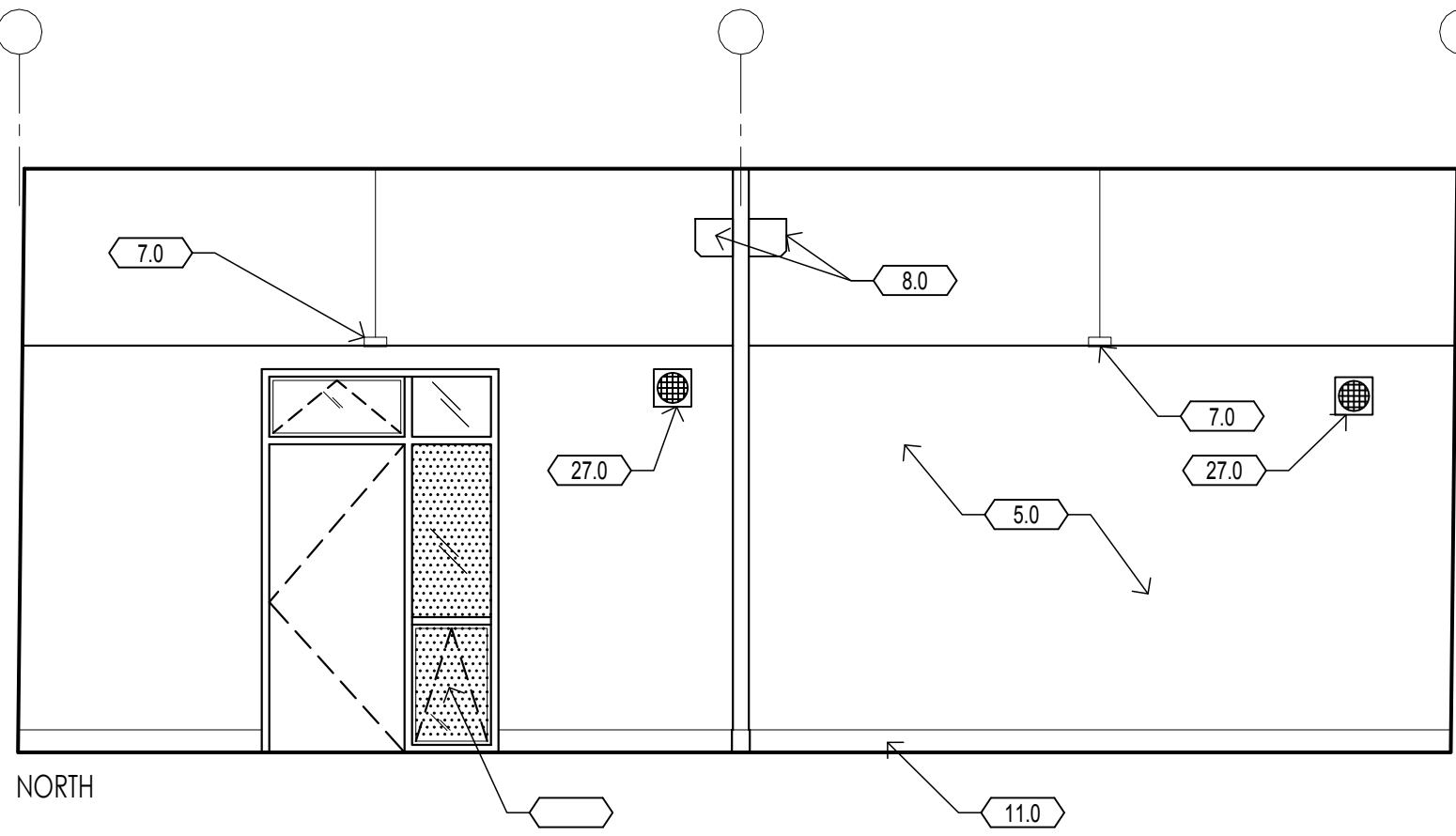
Drawing Title:
INTERIOR ELEVATIONS
BUILDING 'B'

Scale: 1/4"=1'-0" Sheet:

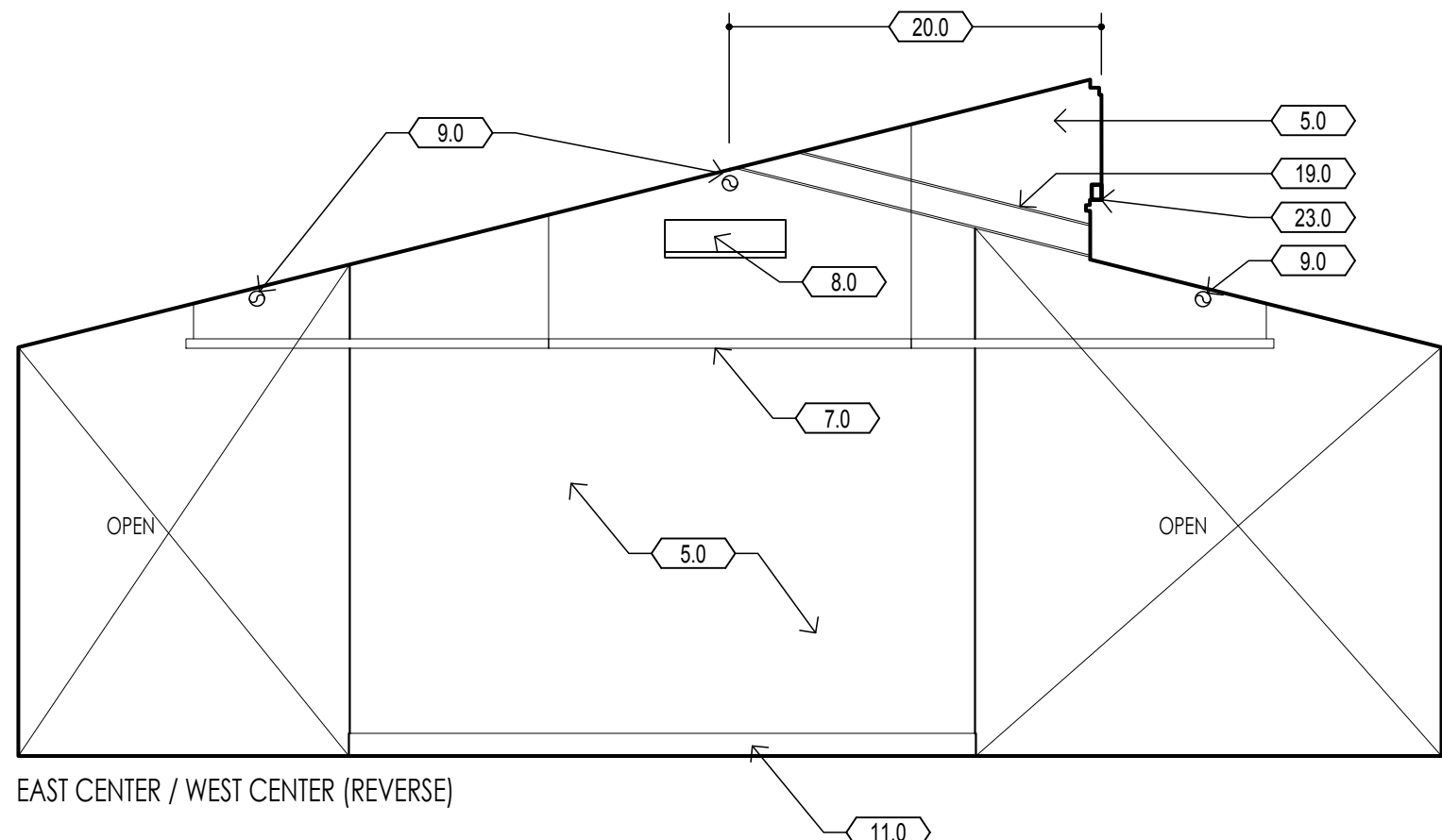
A6.1

Revision:

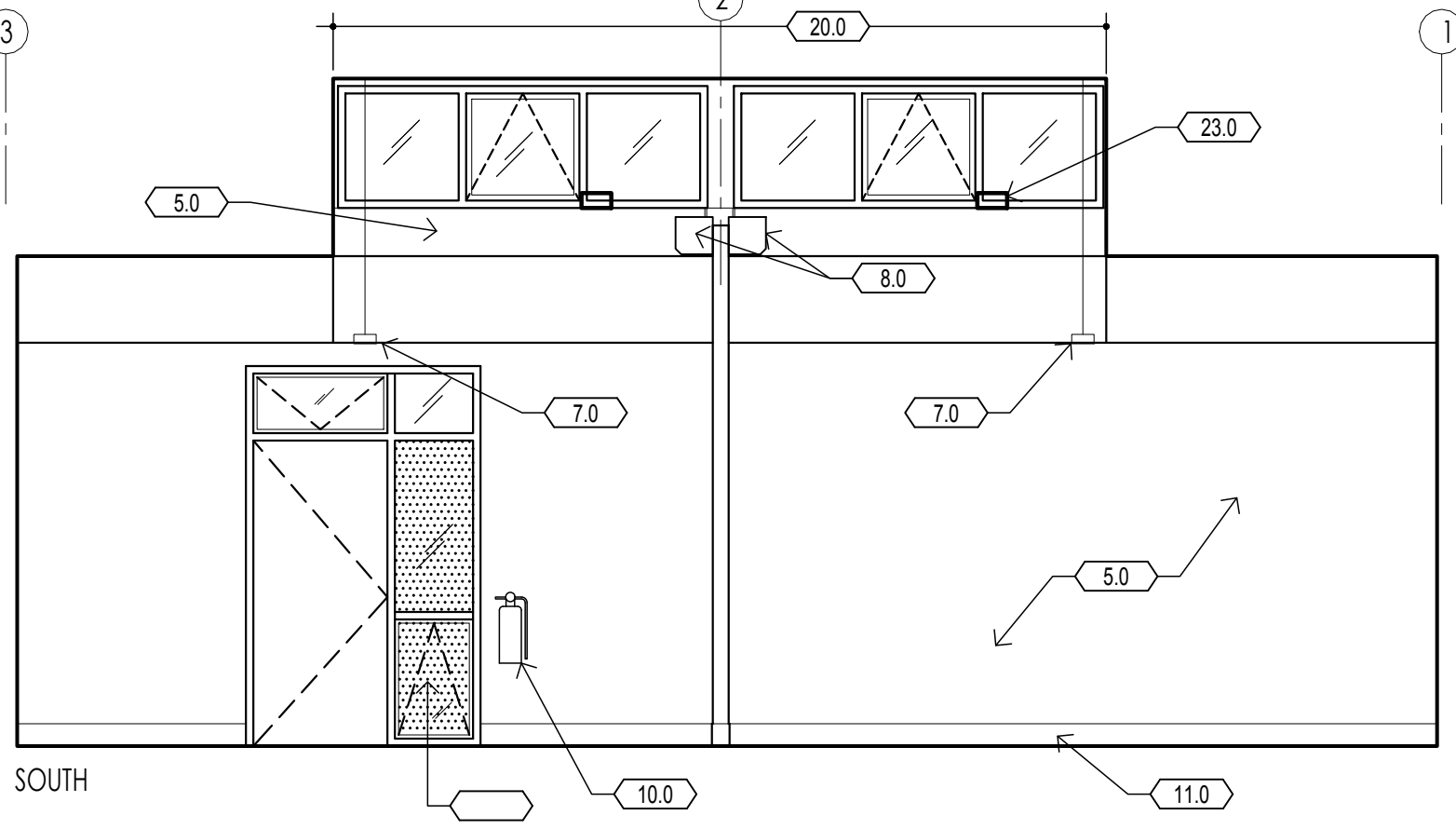
Date: December, 2020 www.f66 Number: 1510.0400



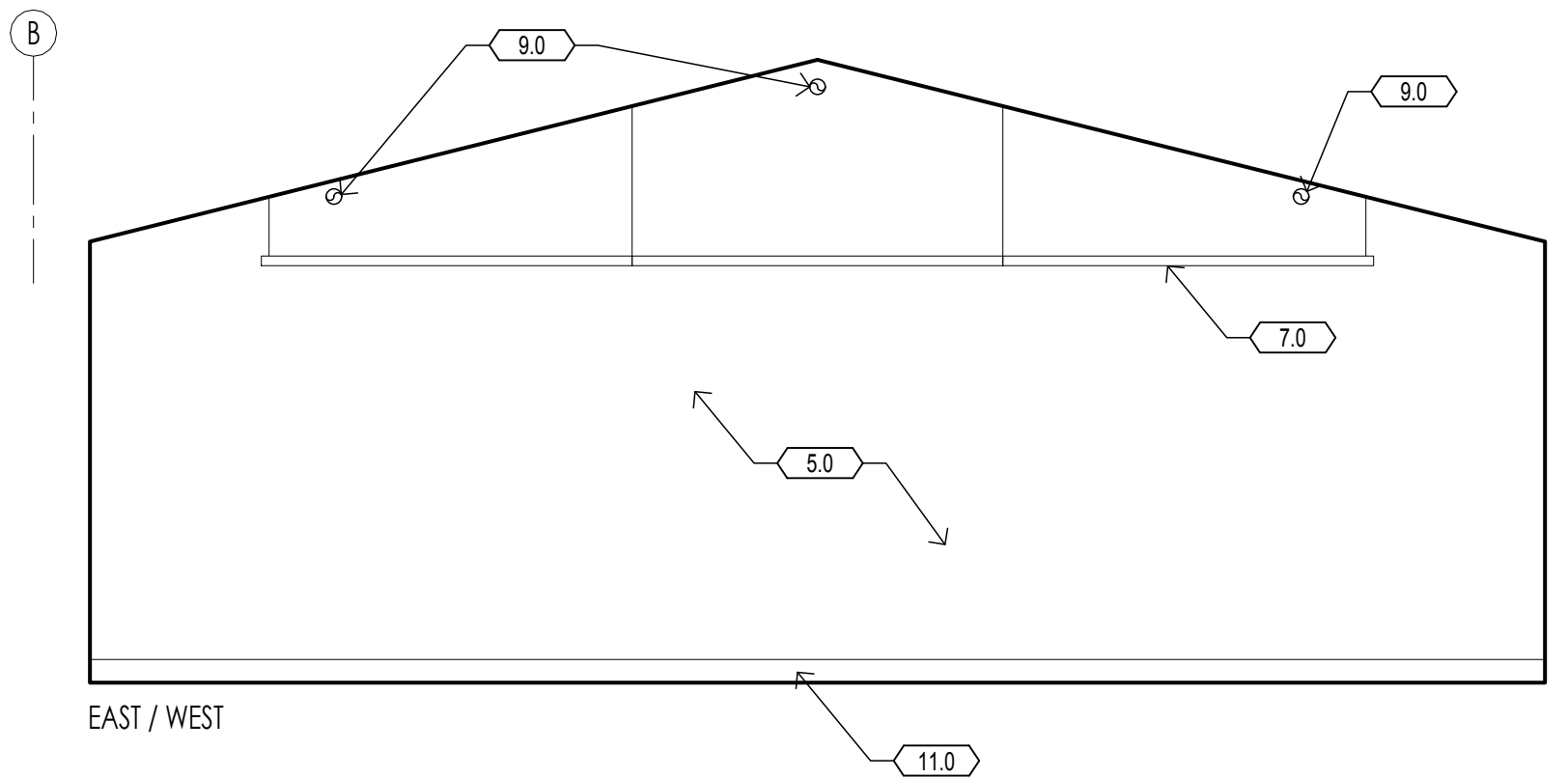
1 - DORM / B101



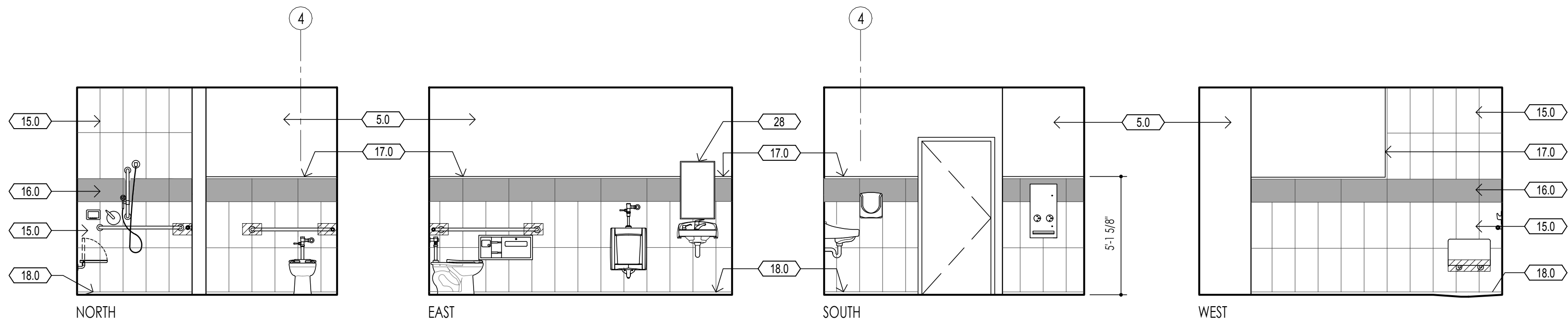
EAST CENTER / WEST CENTER (REVERSE)



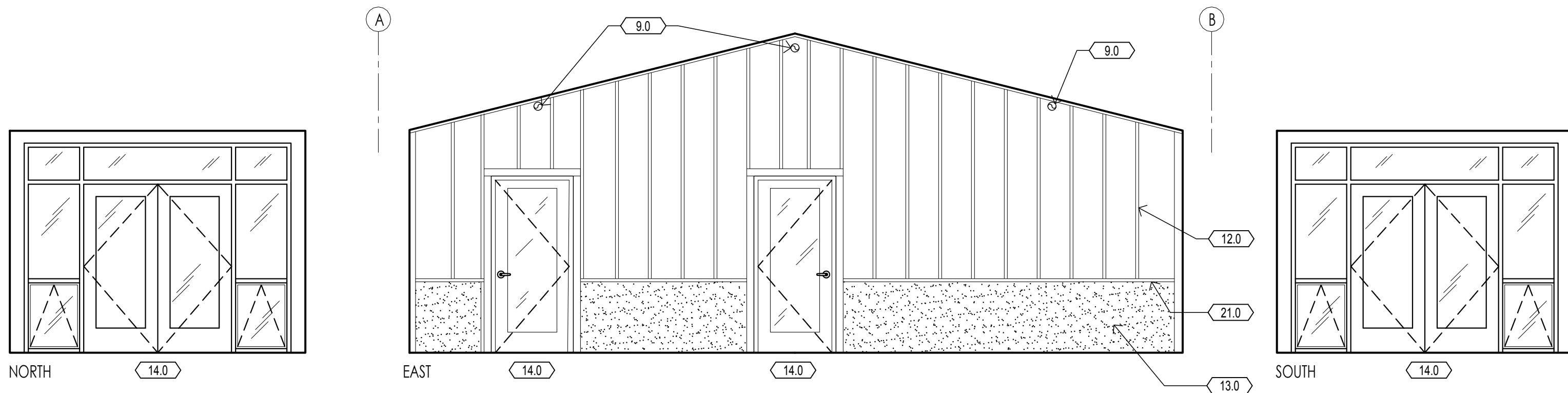
SOUTH



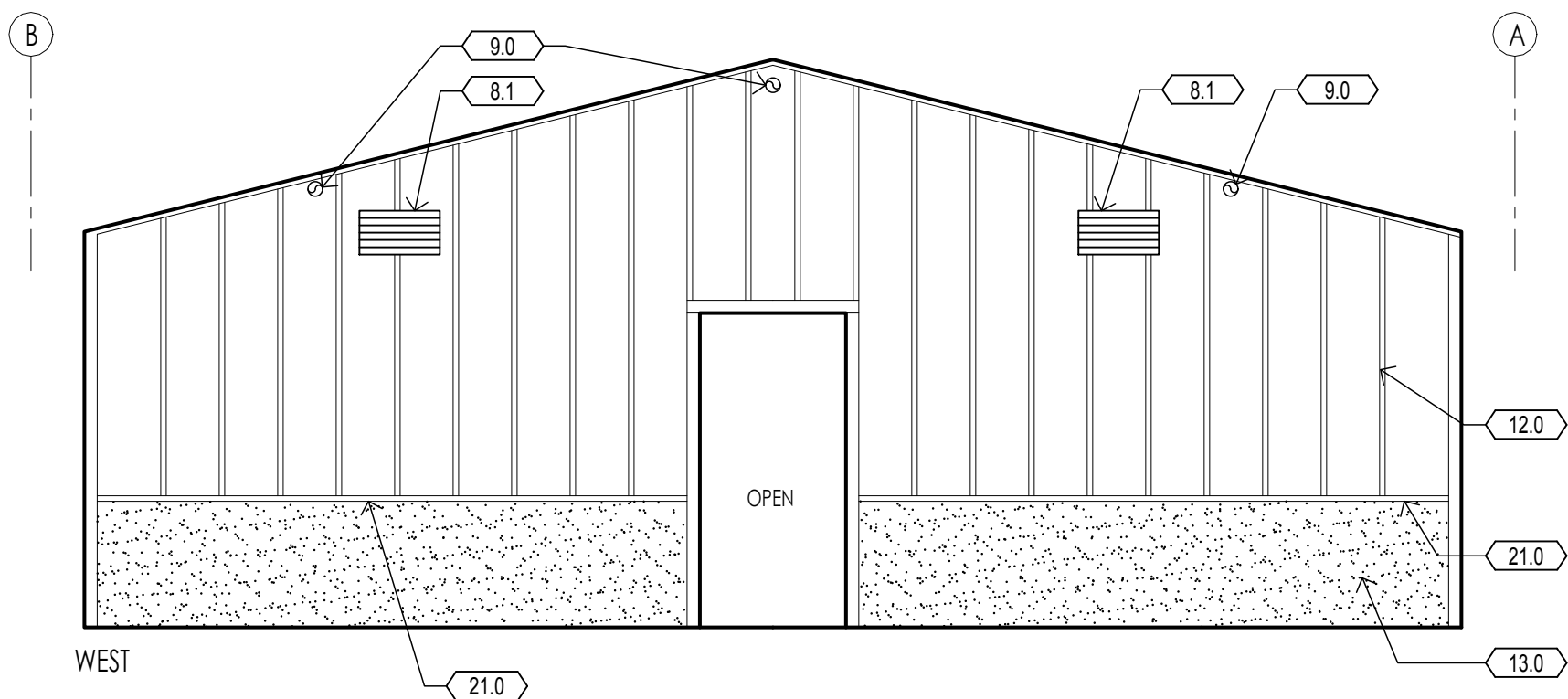
EAST / WEST



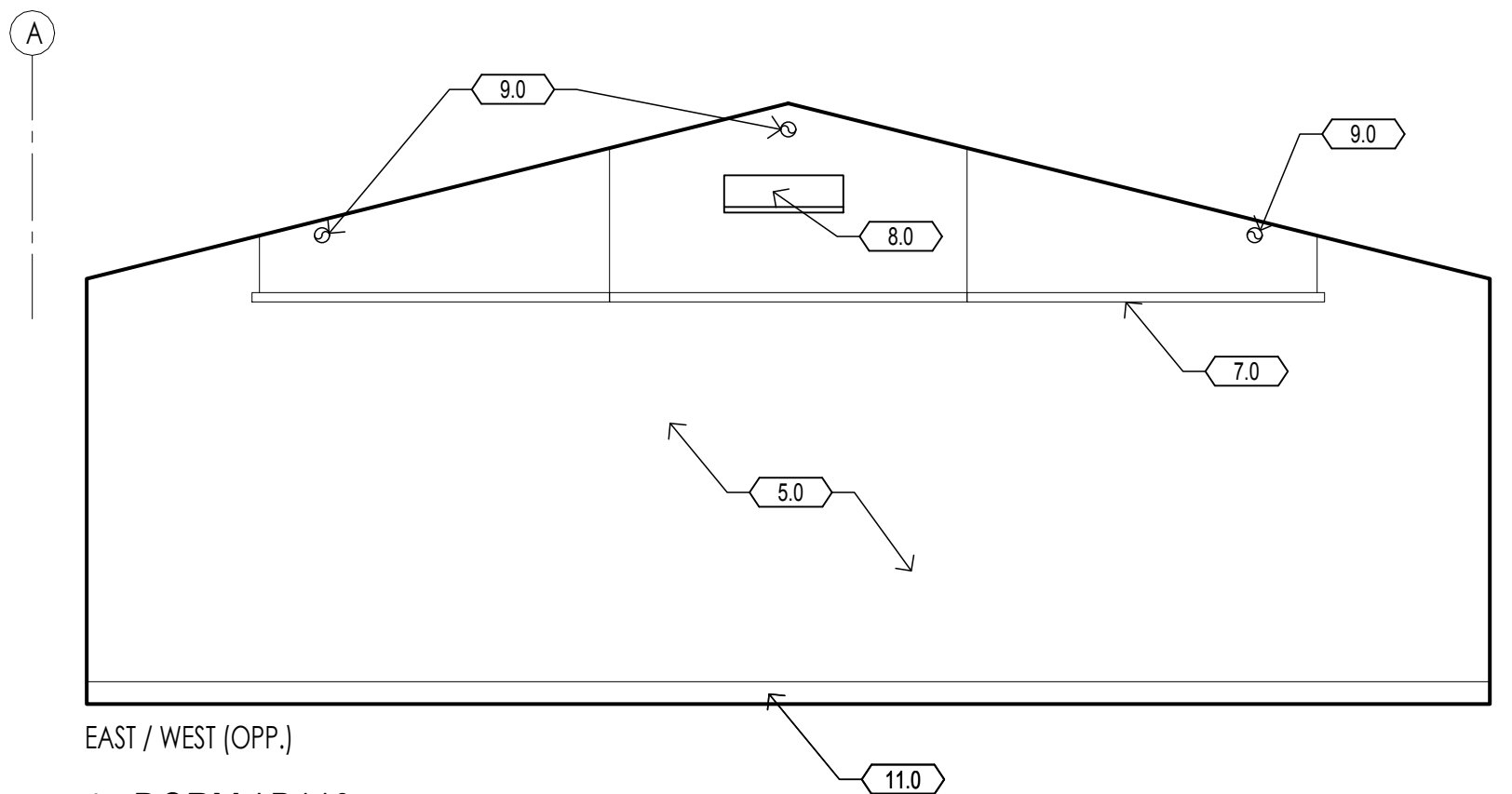
2 - ALL-GENDER / B103



3 - HALL / B107

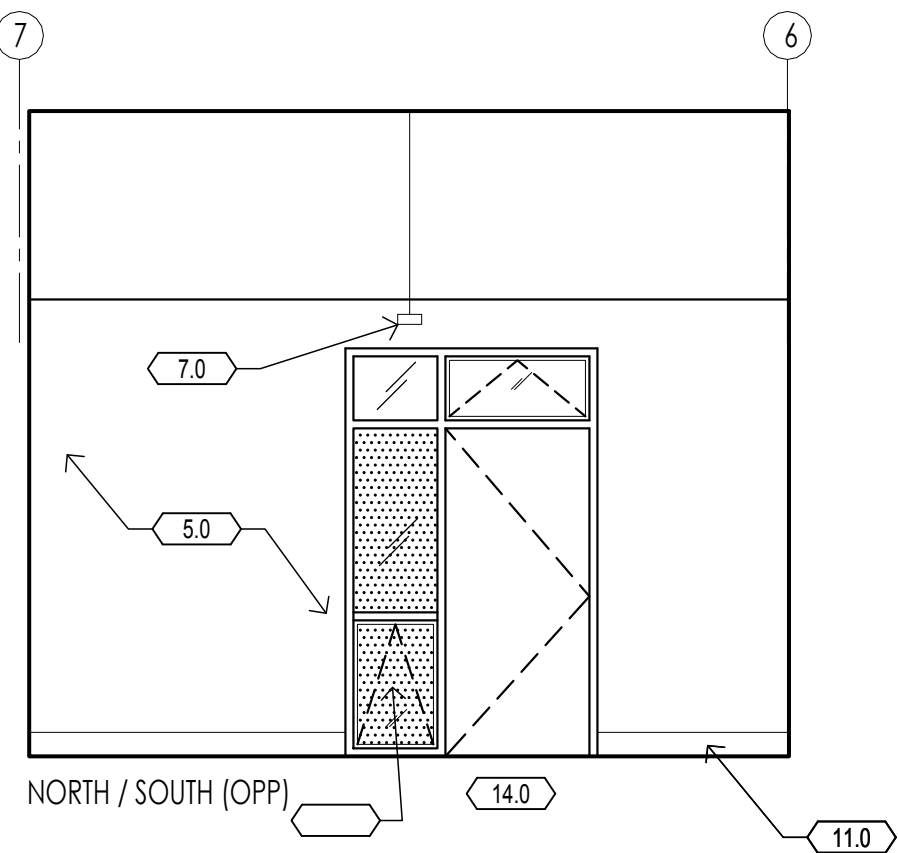


WEST



EAST / WEST (OPP.)

4 - DORM / B110



NORTH / SOUTH (OPP.)

LEGEND:
WALL BACKING, SEE: 6/A9.1
OBSCURE GLASS

Walden West
Science School
Modernization

15555 SANBORN RD. SARATOGA CA. 95070

GENERAL NOTES:

1. FOR ACCESSIBLE HEIGHTS & CLEARANCES SEE 3/A9.1

KEYNOTES:

- 1.0 EXISTING CMU, PAINTED
- 2.0 STORAGE CURBIES, SEE SPEC.
- 3.0 BENCH, SEE SPEC.
- 4.0 TOILET PARTITION, SEE 10/A9.1
- 5.0 GYPSUM BOARD, PAINTED
- 6.0 SHOWER PARTITION, SEE SPEC.
- 7.0 SUSPENDED LINEAR LIGHT FIXTURE, SEE SPEC.
- 8.0 INDOOR UNIT, SEE MECHANICAL
- 8.1 MECHANICAL GRILL, SEE MECHANICAL
- 9.0 FIRE SPRINKLER PIPING, SEE FP DRAWINGS
- 10.0 FIRE EXTINGUISHER, SEE SPEC.
- 11.0 BASE AS SCHEDULED
- 12.0 BOARD AND BATTEN, NON-COMBUSTIBLE FIBER CEMENT SIDING WITH NON-COMBUSTIBLE TRIM BOARDS
- 13.0 CEMENT PLASTER WAINSCOT
- 14.0 DOOR AS SCHEDULE
- 15.0 CERAMIC TILE CT-W-1
- 16.0 CERAMIC TILE CT-W-2
- 17.0 CERAMIC TILE TT-1
- 18.0 CERAMIC TILE TT-2
- 19.0 (E) EXPOSED STEEL BEAM, PAINT
- 20.0 ROOF MONITOR CLERESTORY [ADD ALTERNATE #2]
- 21.0 SHAPED TRIM SEE, 6/A9.6
- 22.0 GANG SHOWER VALVE COVER PLATE, SEE PLUMBING DWGS.
- 23.0 MOTORIZED WINDOW OPERATOR
- 24.0 EXPOSED WOOD FRAMING
- 25.0 GLAZED SECTIONAL DOOR, SEE SPEC.
- 26.0 3/4" FINISH PLYWOOD TO 8'-0" A.F.F. SEE SPEC.
- 27.0 EXHAUST FAN, SEE MECH. DWGS.
- 28.0 FRAMED MIRROR BACKING, DETAIL 1/A9.1



Drawing Title:
INTERIOR ELEVATIONS
BUILDINGS 'B' & 'L'

Scale: 1/4" = 1'-0"

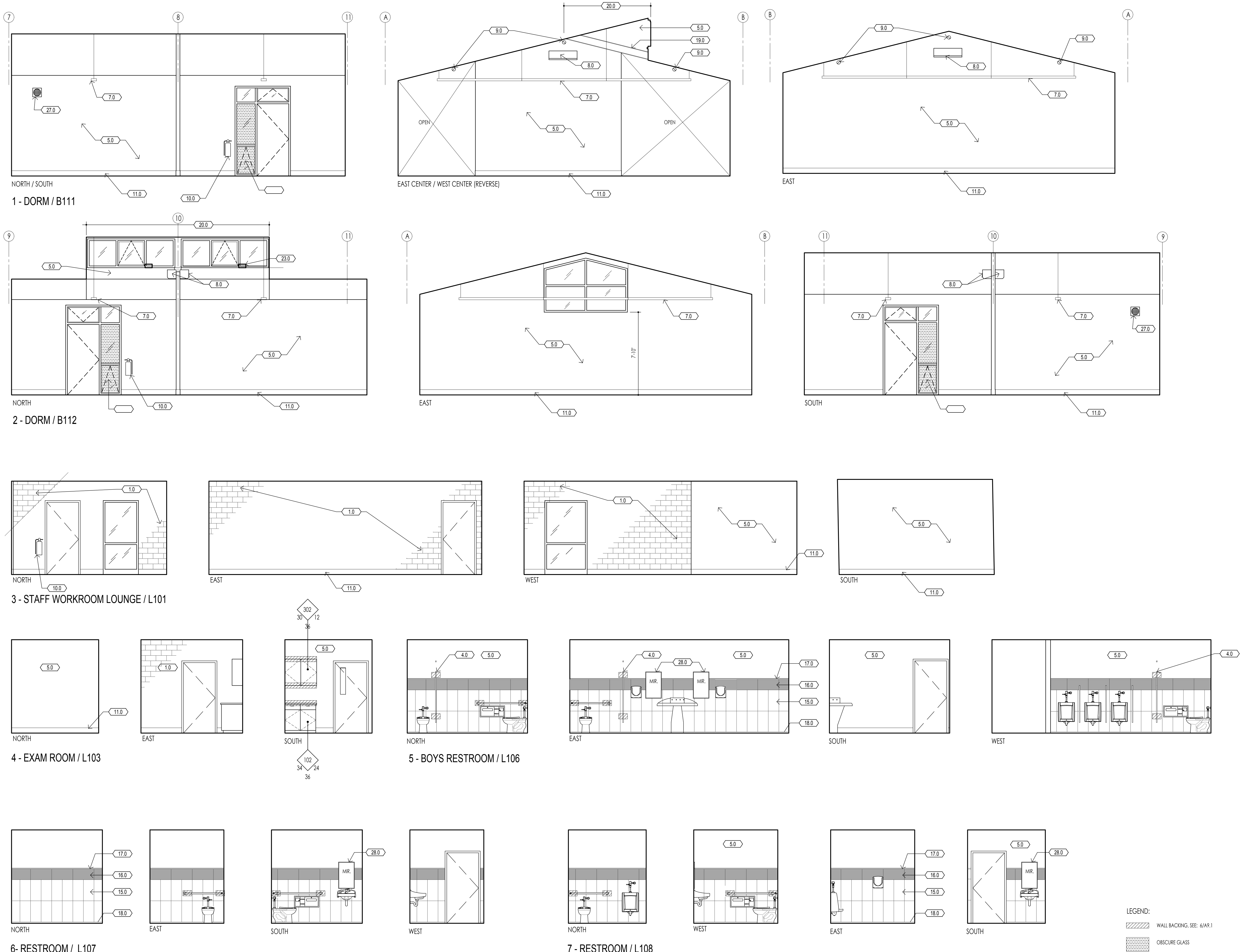
Sheet:

A6.2

Revision:

Date: December, 2020

Number: 1510.0400



Walden West Science School Modernization


15555 SANBORN RD. SARATOGA CA. 95070

GENERAL NOTES:

1. FOR ACCESSIBLE HEIGHTS & CLEARANCES SEE 3/A9.1

KEYNOTES:

- 1.0 EXISTING CMU, PAINTED
- 2.0 STORAGE CUBBIES, SEE SPEC.
- 3.0 BENCH, SEE SPEC.
- 4.0 TOILET PARTITION, SEE 10/A9.1
- 5.0 GYPSUM BOARD, PAINTED
- 6.0 SHOWER PARTITION, SEE SPEC.
- 7.0 SUSPENDED LINEAR LIGHT FIXTURE SEE SPEC.
- 8.0 INDOOR UNIT, SEE MECHANICAL
- 8.1 MECHANICAL GRILL, SEE MECHANICAL
- 9.0 FIRE SPRINKLER PIPING SEE FF DRAWINGS
- 10.0 FIRE EXTINGUISHER, SEE SPEC.
- 11.0 BASE AS SCHEDULED
- 12.0 BOARD AND BATTEN:
NON-COMBUSTIBLE FIBER CEMENT
SIDING WITH NON-COMBUSTIBLE
TRIM BOARDS
- 13.0 CEMENT PLASTER WAINSCOT
- 14.0 DOOR AS SCHEDULE
- 15.0 CERAMIC TILE CT-W-1
- 16.0 CERAMIC TILE CT-W-2
- 17.0 CERAMIC TILE TT-1
- 18.0 CERAMIC TILE TT-2
- 19.0 (E) EXPOSED STEEL BEAM,
PAINT
- 20.0 ROOF MONITOR CLERESTORY
[ADD ALTERNATE #2]
- 21.0 SHAPED TRIM SEE, 6/A9.6
- 22.0 GANG SHOWER VALVE COVER
PLATE, SEE PLUMBING DWGS.
- 23.0 MOTORIZED WINDOW OPERATOR
- 24.0 EXPOSED WOOD FRAMING
- 25.0 GLAZED SECTIONAL DOOR
SEE SPEC.
- 26.0 3/4" FINISH PLYWOOD TO
8'-0" A.F.F. SEE SPEC.
- 27.0 EXHAUST FAN SEE,
MECH. DWGS.
- 28.0 FRAMED MIRROR BACKING
DETAIL 1/A9.1



Drawing Title:

INTERIOR ELEVATIONS
BUILDING 'L'

Scale: 1/4" = 1'-0"

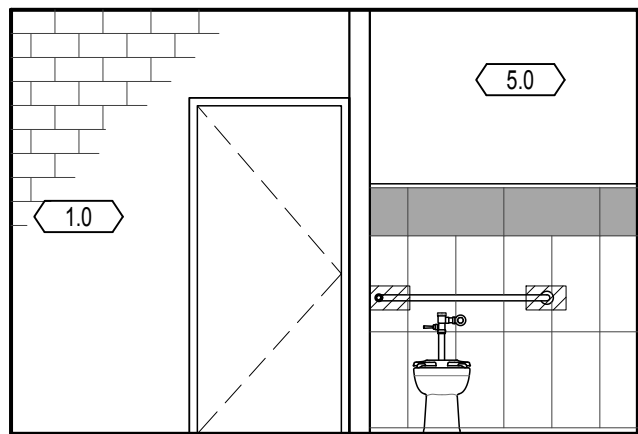
Sheet:

A6.3

Revision:

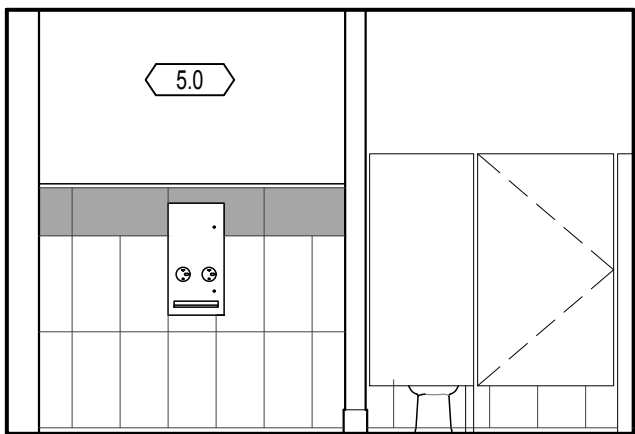
Date: December, 2020

Number: 1510.0400

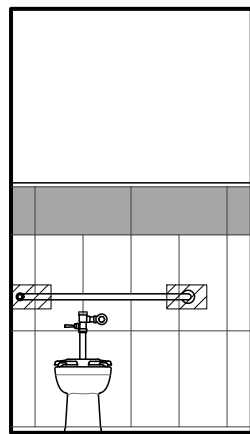


NORTH WEST

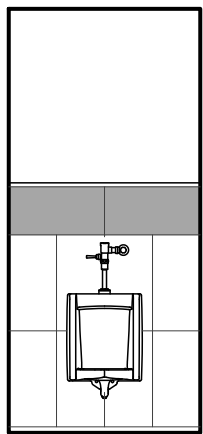
1 - GIRLS RESTROOM / L109



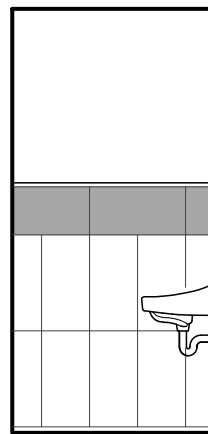
NORTH WEST



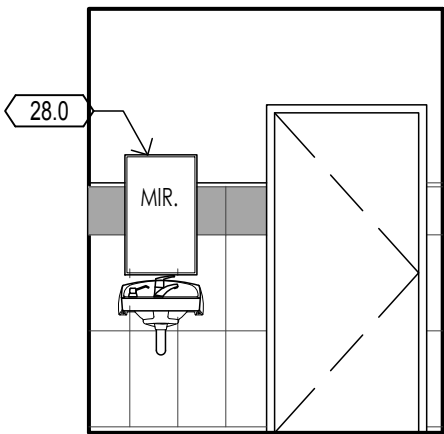
NORTH



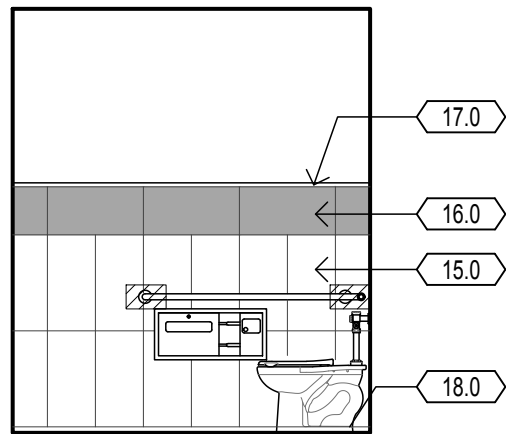
NORTHEAST



EAST

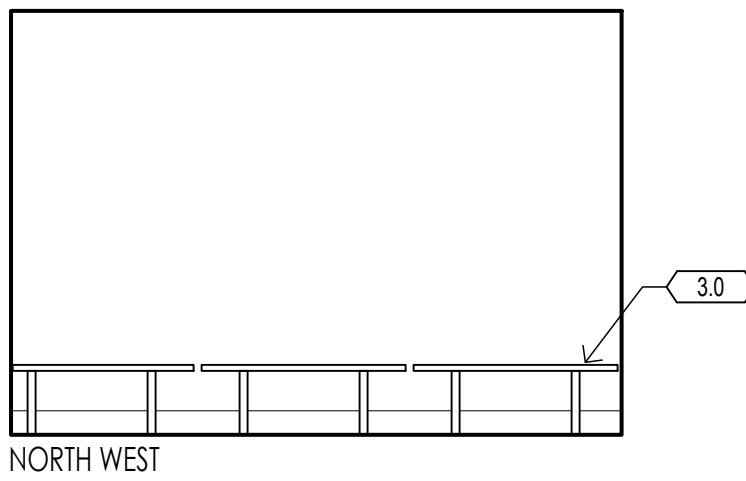


SOUTH



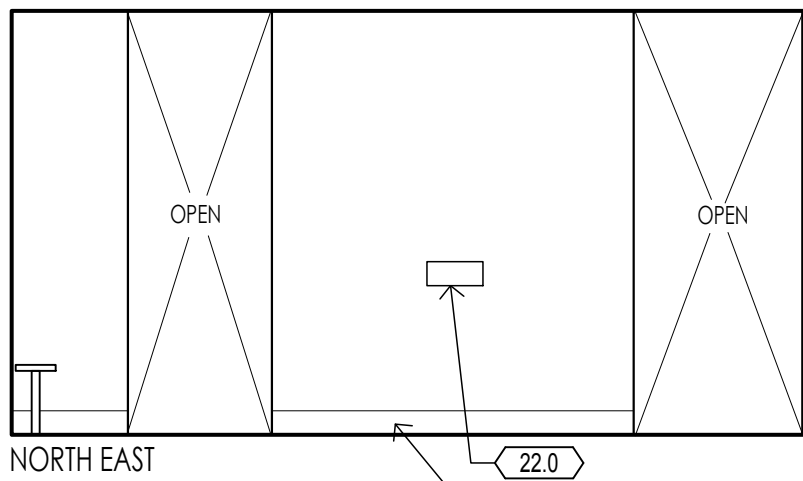
WEST

2 - RESTROOM / L110

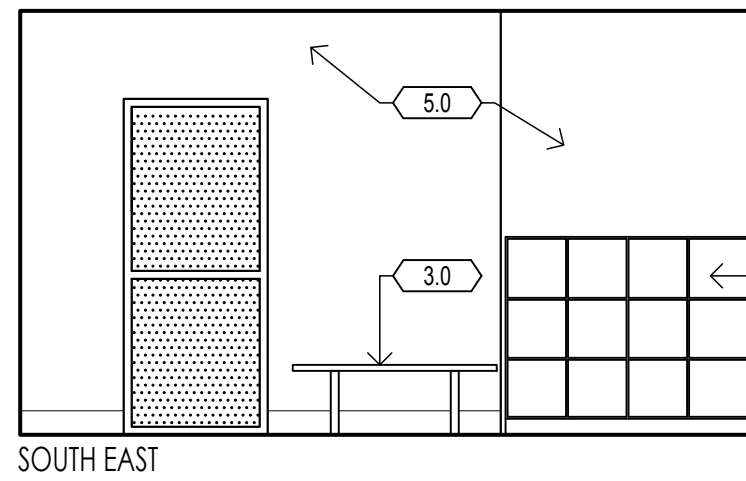


NORTH WEST

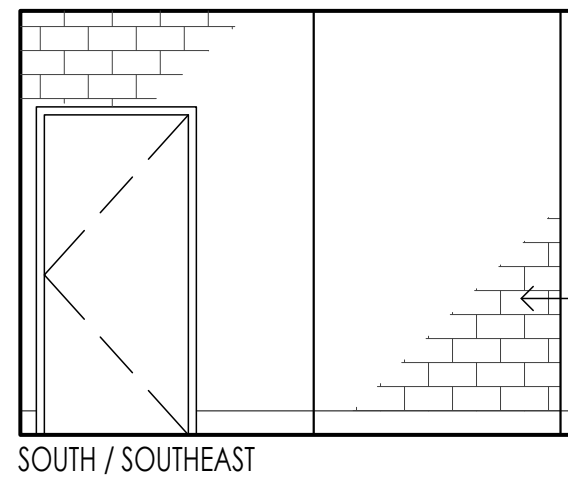
3 - BOYS DRESSING ROOM / L114



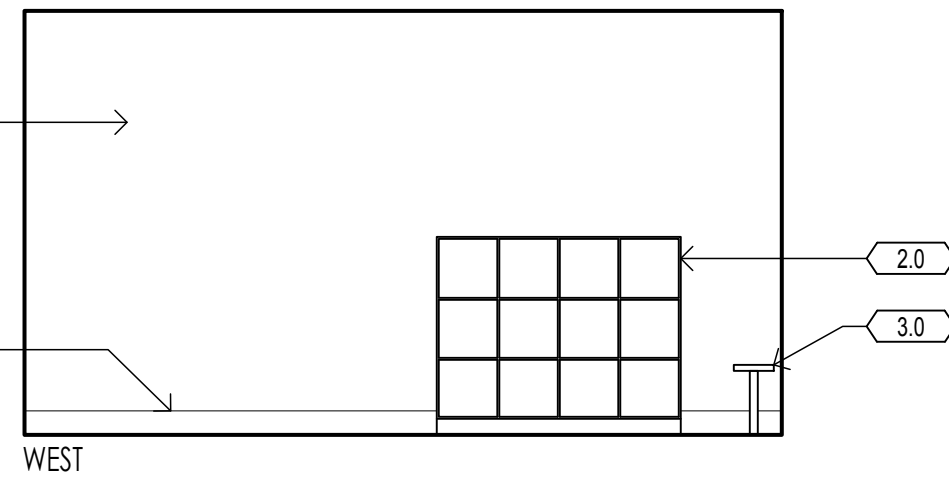
NORTH EAST



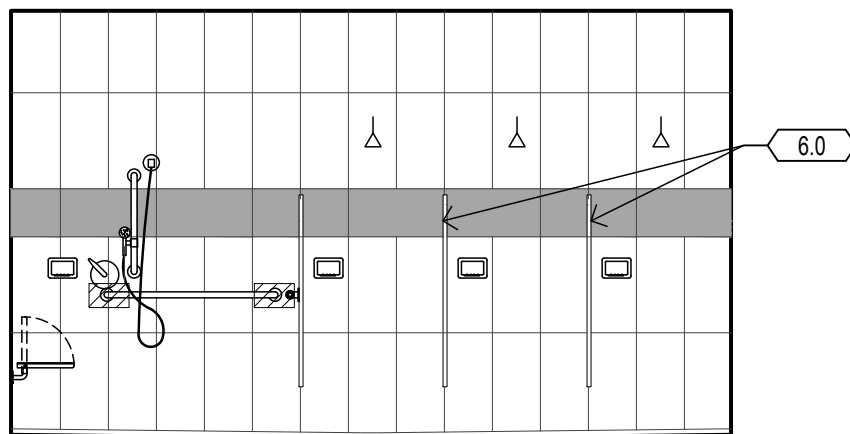
SOUTH EAST



SOUTH / SOUTHEAST

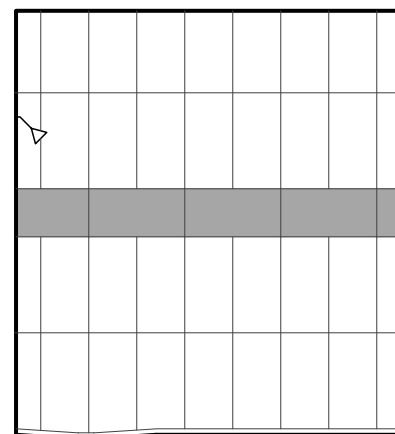


WEST

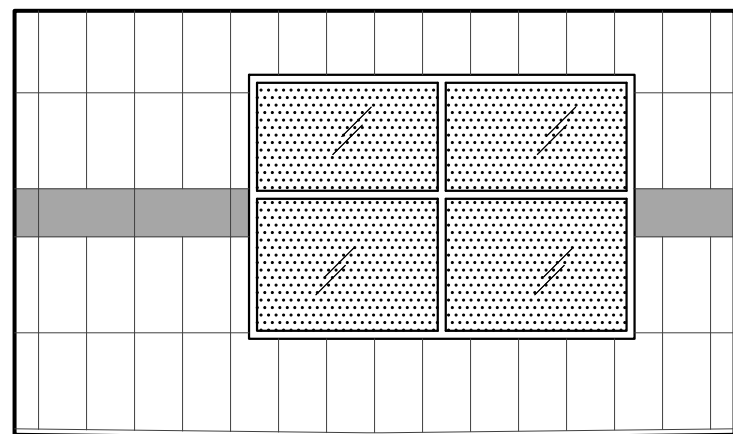


NORTH WEST

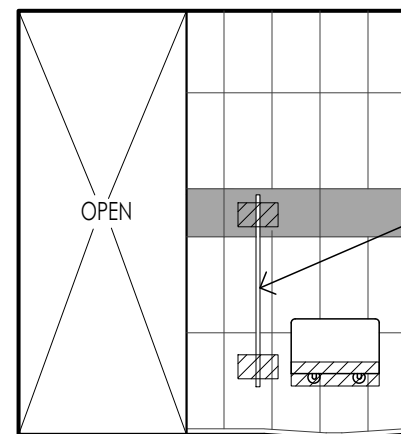
4 - BOYS SHOWERS / 114B



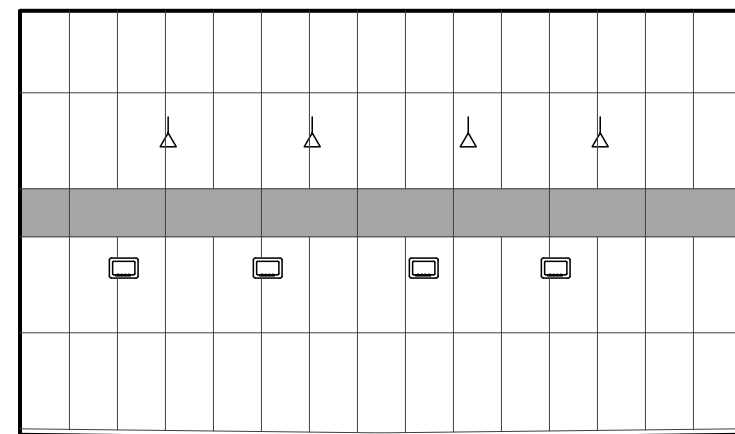
NORTH EAST



SOUTH EAST

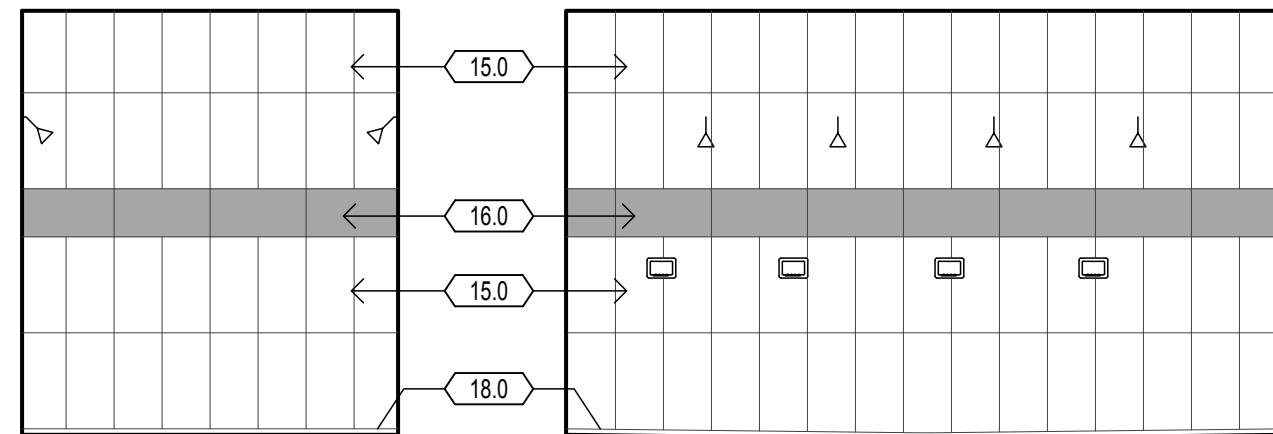


SOUTH WEST

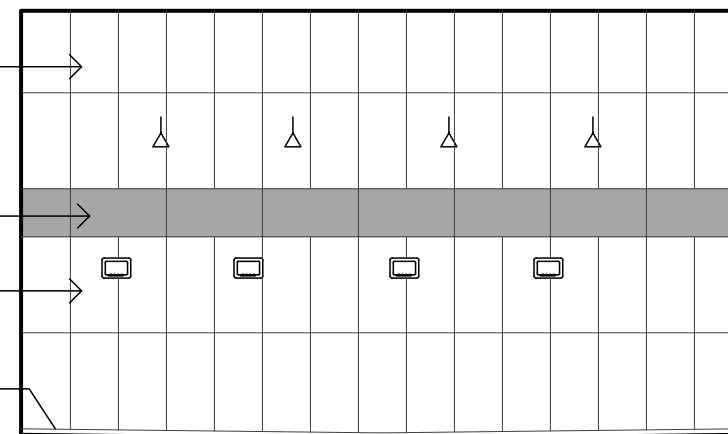


NORTH

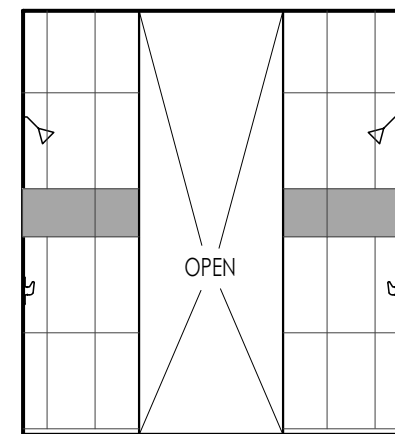
5 - BOYS GANG SHOWERS / 114A



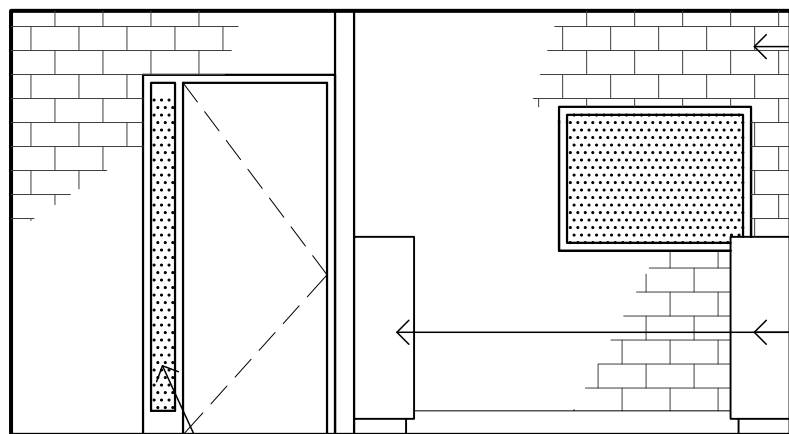
EAST



SOUTH

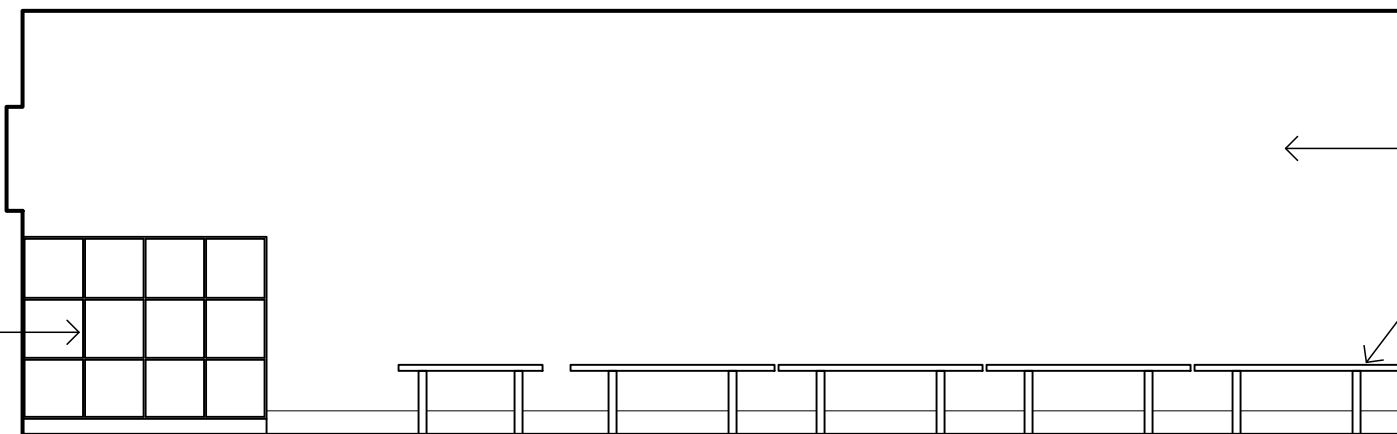


WEST

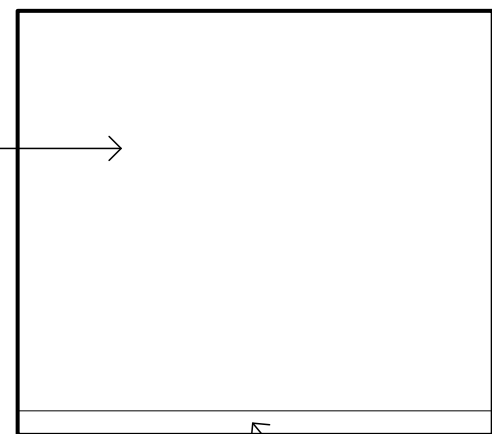


NORTH WEST

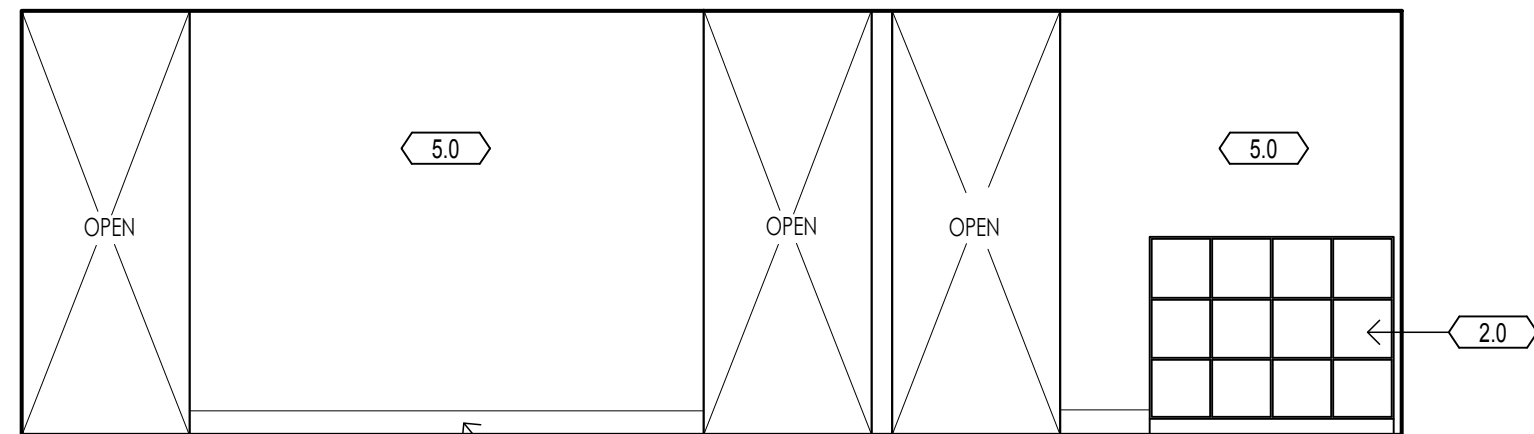
6 - GIRL'S DRESSING ROOM / 116



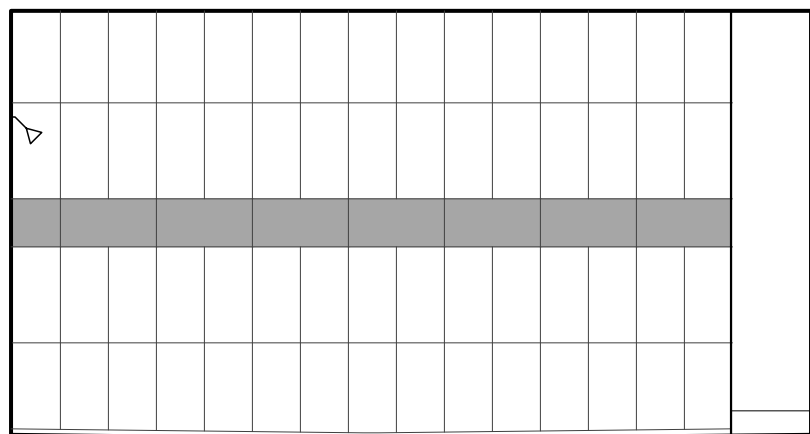
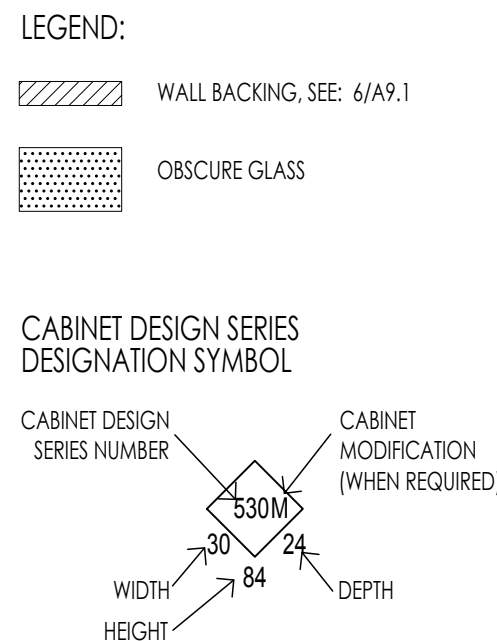
NORTH EAST



SOUTH EAST

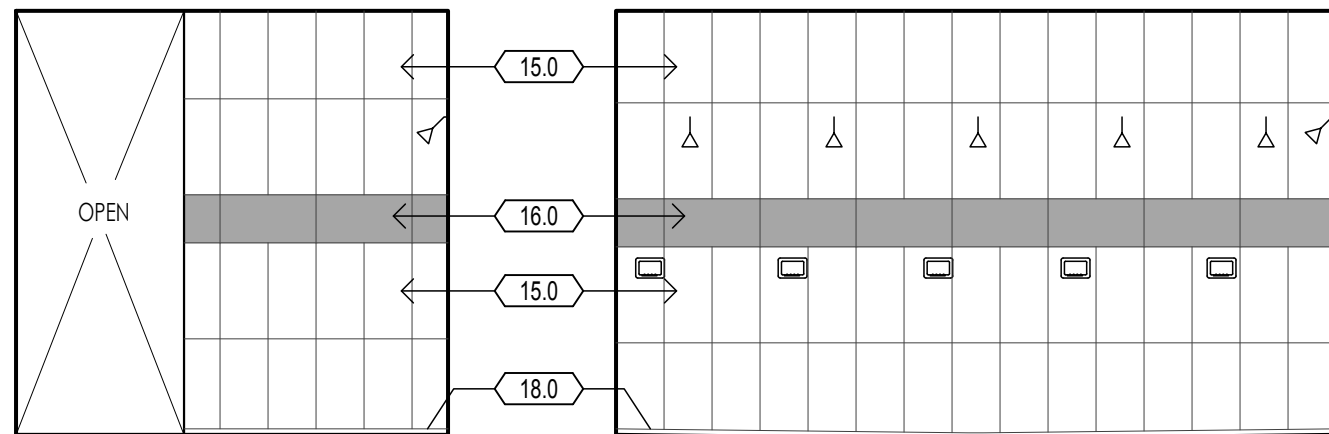


SOUTH WEST

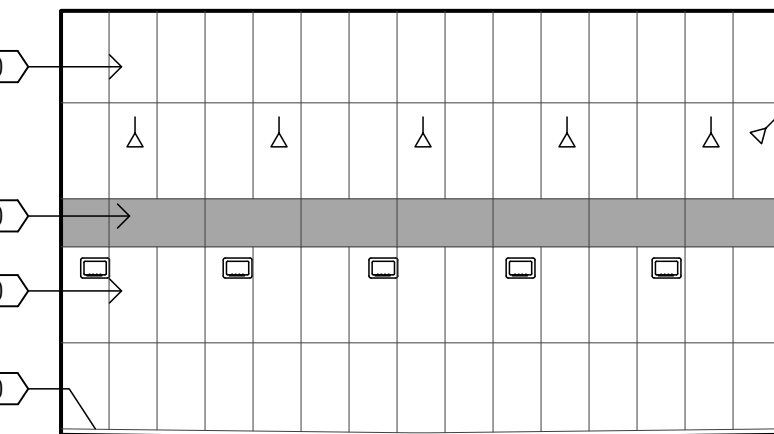


NORTH WEST

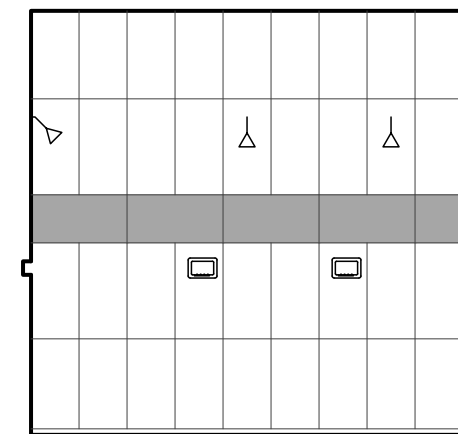
7 - GIRLS GANG SHOWERS ROOM / L116A



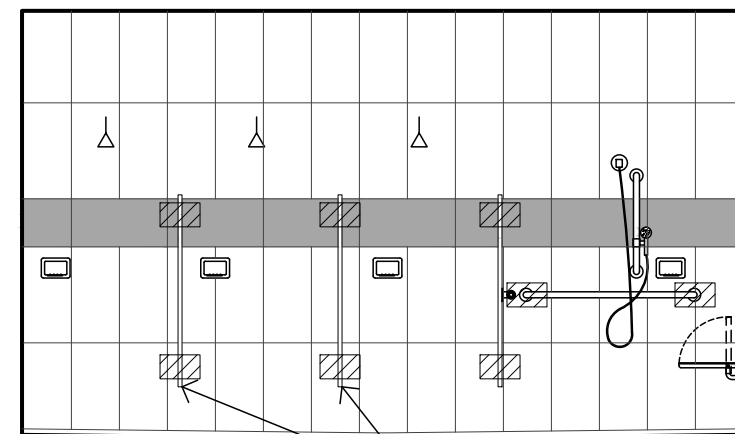
NORTH EAST



SOUTH EAST

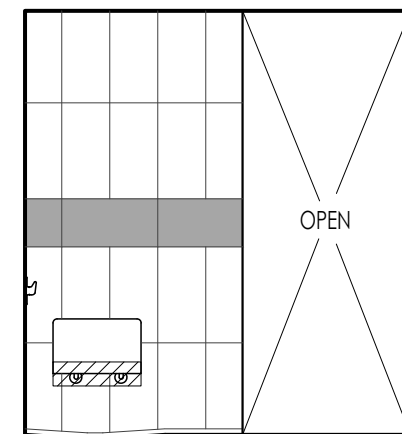


NORTH WEST

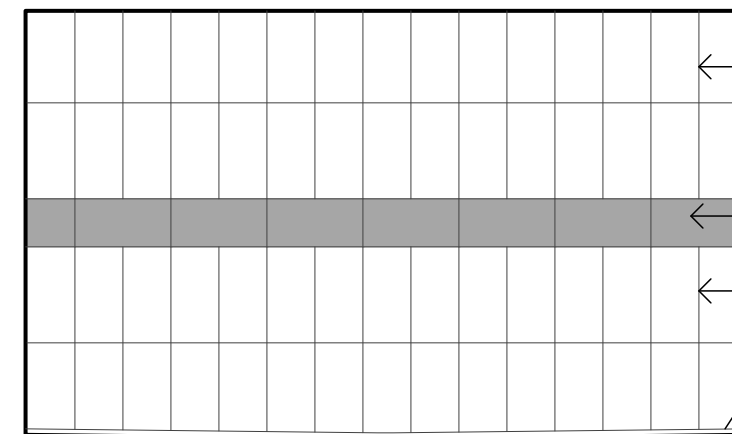


NORTH EAST

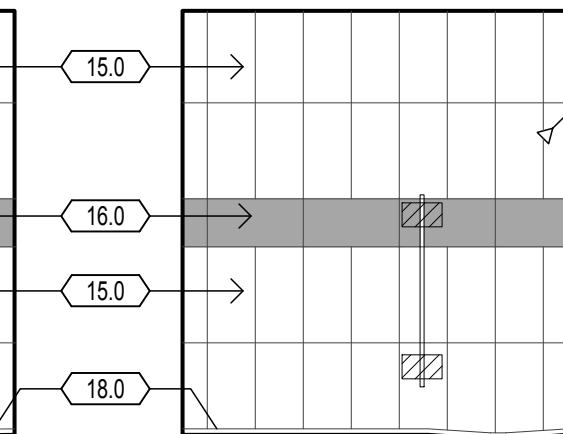
8 - GIRLS SHOWERS / L116B



SOUTH EAST



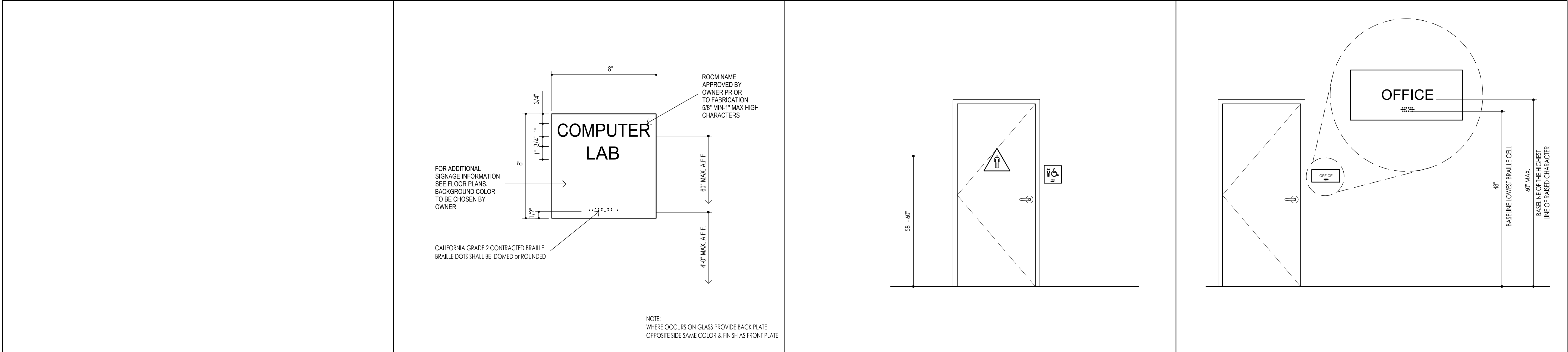
SOUTH EAST



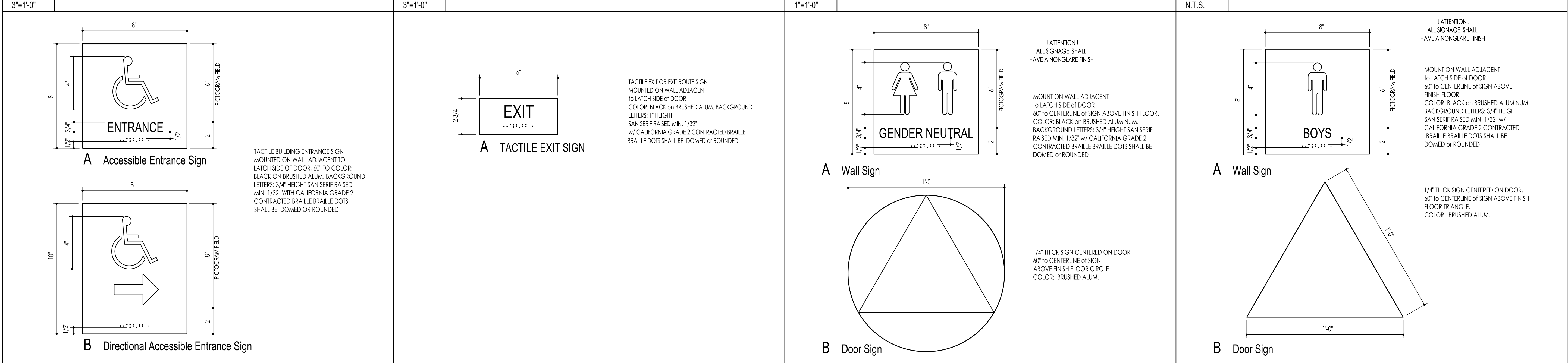
SOUTH WEST

Walden West
Science School
Modernization

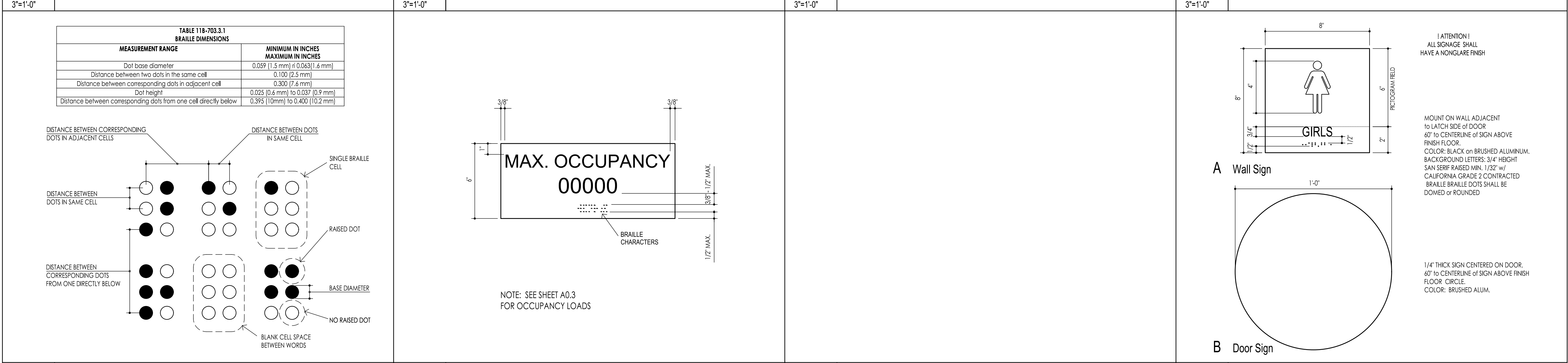
15555 SANBORN RD. SARATOGA CA. 95070




10	-	7	TACTILE ROOM SIGNAGE	4	LOCATION OF DOOR SIGNAGE	1	HEIGHT OF TACTILE CHARACTERS A.F.F. @ WALLS
3"=1'-0"		3"=1'-0"		1"=1'-0"		N.T.S.	



11	ACCESSIBLE ENTRANCE SIGN	8	EXIT AND EXIT ROUTE SIGNAGE	5	GENDER NEUTRAL TOILET ROOM DOOR SIGN	2	ACCESSIBLE BOY'S TOILET ROOM SIGN
3"=1'-0"		3"=1'-0"		3"=1'-0"		3"=1'-0"	



12	BRAILLE DIMENSIONS	9	OCCUPANCY SIGN	6	-	3	ACCESSIBLE GIRL's TOILET ROOM SIGN
NTS		3"=1'-0"	ADD ALTERNATE No. 1	3"=1'-0"		3"=1'-0"	



Drawing Title:
SIGNAGE

Scale: As noted
Sheet:
A9.2

Revision: