

Bear Creek Stables Structures Colors, Materials & Finishes

County of Santa Clara Guidelines for Architectural Site Approval
PLN21-173

(N) Restroom

The new Restroom will be a CXT Tioga Restroom which is a durable prefabricated concrete structure with natural colors to blend into the surrounding environment.

- Roof: Concrete; color: Cedar shake in Nuss Brown
- Exterior Siding: finish: Barnwood texture in Natural Honey
- Exterior Trim: Nuss Brown
- Windows: Steel frame. Grazed windows – translucent pebble finish
- Doors: Steel door. Nuss Brown.
- Lighting: none

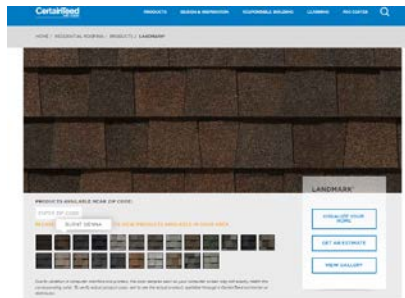


Example photo of all exterior materials and finishes


(N) Caretaker Residence

The new Caretaker Residence will be a California Pre-Cut Homes prefabricated structure with natural colors to blend into the surrounding environment.


- Roof: CertainTeed Asphalt Shingle; color: Burnt Sienna
- Exterior Siding: Louisiana Pacific SmartSide vertical panel; color: Timberland Suede; finish: cedar
- Exterior Trim: Louisiana Pacific SmartSide trim, color: Snowscape White; finish: smooth
- Windows: Milgard Tuscany Vinyl, color: White
- Doors: ThermaTru Fiberglass; color: Prismaguard Redwood; finish: Walnut Grain
- Lighting: none



Roof shingle



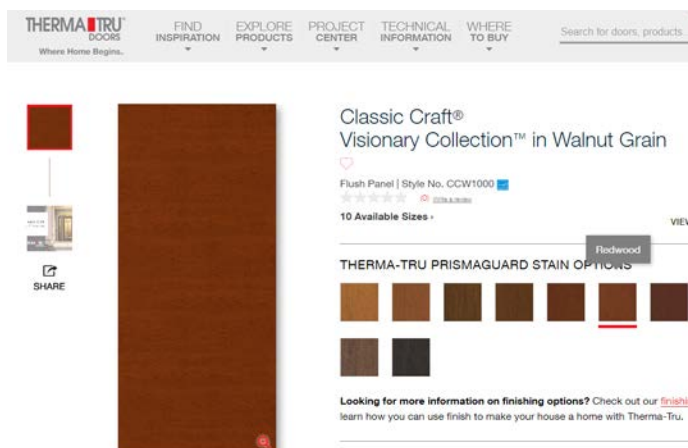
Exterior siding



Exterior trim



Windows



Exterior door

Existing Main Barn

The existing Main Barn will be stabilized and rehabilitated using in-kind materials, finishes, and colors. To planned change to the aesthetic of this structure is proposed.

- Roof: Existing galvanized corrugated metal, repaired in-kind.
- Exterior Siding: Existing board-and-batten siding, repaired in-kind.
- Exterior Trim: Existing redwood, repaired in-kind.
- Windows: Existing wood, repaired in-kind.
- Doors: Existing solid wood, repaired in-kind.
- Lighting: none



Existing Main Barn colors and finishes

Existing Hay Barn

The existing Hay Barn will be stabilized and rehabilitated using in-kind materials, finishes, and colors. To planned change to the aesthetic of this structure is proposed.

- Roof: Existing galvanized corrugated metal, repaired in-kind.
- Exterior Siding: Existing galvanized corrugated metal, repaired in-kind.
- Exterior Trim: none
- Windows: none
- Doors: none
- Lighting: none



Existing Hay Barn colors and finishes

Existing Breezeway Barn

The existing Breezeway Barn will be stabilized and rehabilitated using in-kind materials, finishes, and colors. To planned change to the aesthetic of this structure is proposed.

- Roof: Existing galvanized corrugated metal, replaced in-kind.
- Exterior Siding 1: Existing galvanized corrugated metal, repaired in-kind.
- Exterior Siding 2: Existing board-and-batten siding, repaired in-kind.
- Exterior Trim: none
- Windows: none
- Doors: none
- Lighting: none

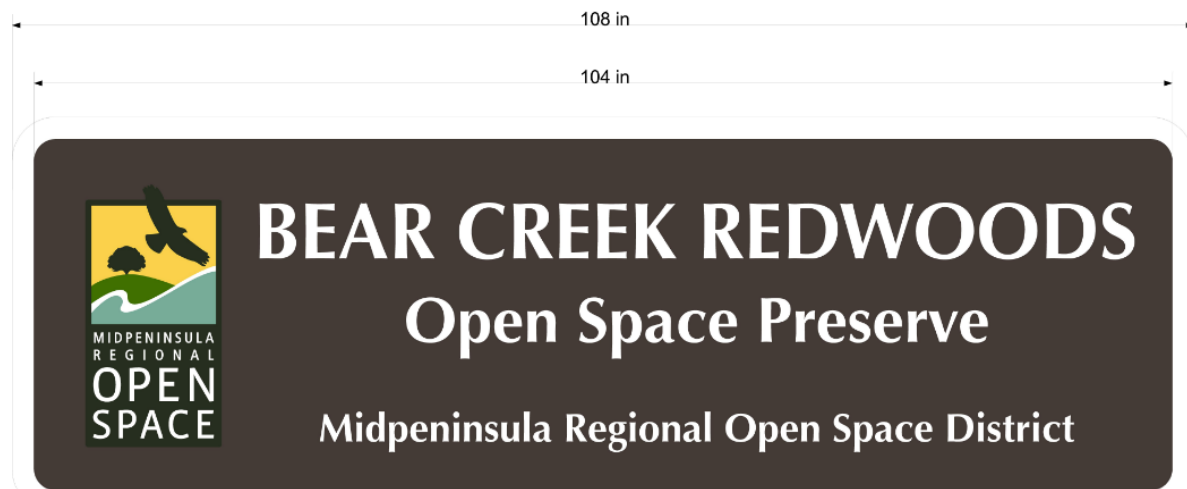


Existing Breezeway Barn colors and finishes

Bear Creek Stables
PLN21-173

Signage Details and Specifications

1. Preserve Entrance Sign



3' X 9' X 5.5" Sandblasted Sign
Dark brown represents sandblasted area
White area represents raised/non sandblasted area
Redwood stain and white lettering
Logo hand painted lettering

#2 Location Entrance Sign



Scale: 1.0" = 4.0"
enlarge by 400% for proof

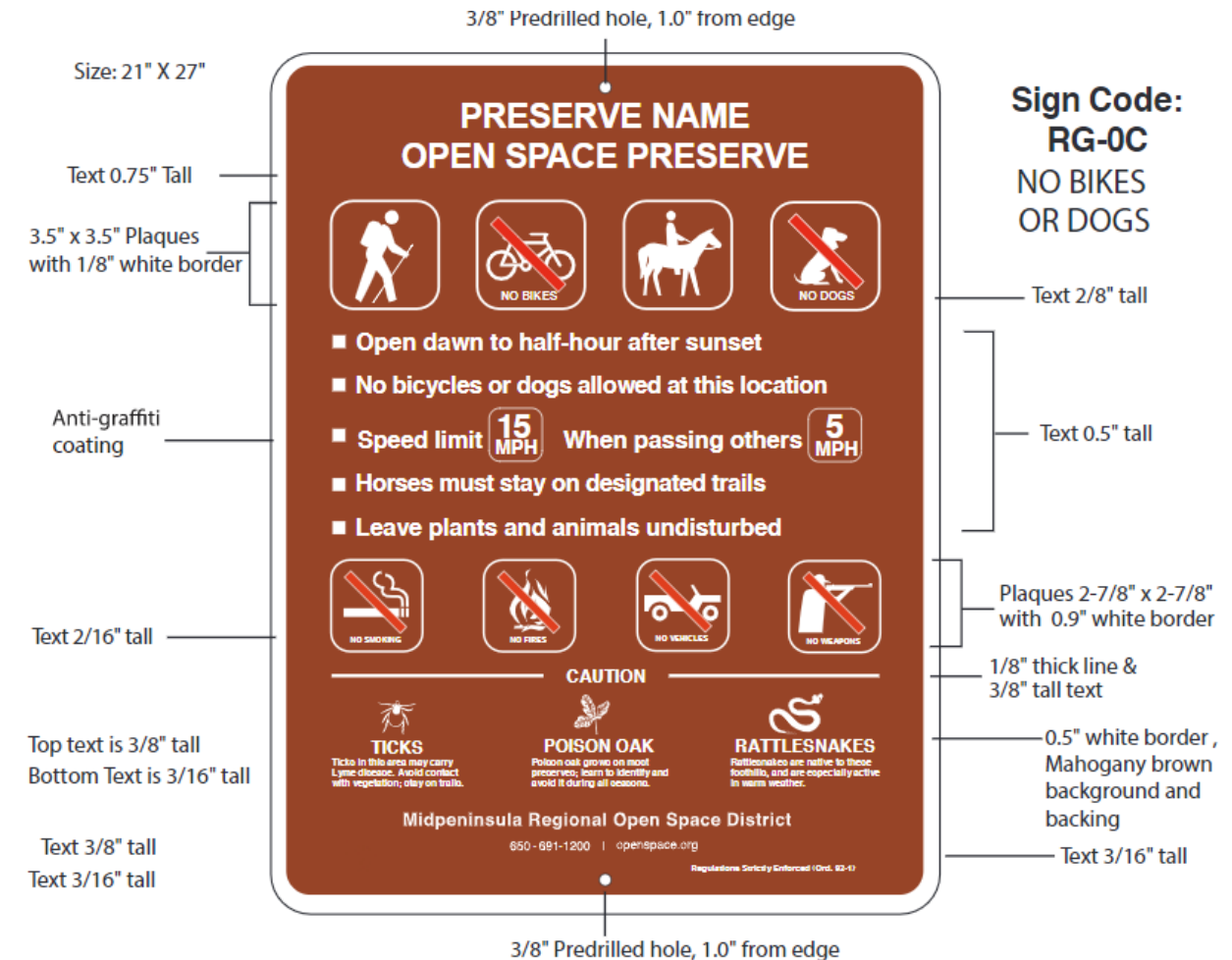
| | |
|---------------------|--|
| SIGN NAME: | METAL PRESERVE ENTRANCE |
| Size: | 24" wide x 12.0" tall, 0.080 aluminum |
| Description: | White lettering, logo and 3/8" border on a mahogany brown background. Two predrilled holes, centered, left and right (avoid drilling over lettering). 1.5" radius corners. |

#3 Parking Directional Sign



| | |
|--------------|--|
| Size: | 30.0" tall x 48.0" wide with 1.5" radius corners, 0.080 aluminum |
| Description: | white reflective lettering on mahogany brown background with 1/8" white border. Two predrilled holes, centered top and bottom (avoid placing directly on lettering). 3/8" white border. Brown backing. |

#4 Preserve Regulation Sign



#5 Speed Limit Sign



Scale: 1.0" = 4.0" Enlarge to 400% for original size

| | |
|---------------------|--|
| SIGN CODE: | VT-9 |
| SIGN NAME: | SPEED LIMIT 15 |
| Size: | 12.0" wide x 18.0" tall, 0.080 aluminum |
| Description: | Black lettering on white OR white lettering on mahogany brown background with brown backing. |
| Location: | Install along vehicle access routes and bike use trails as necessary. |
| Policy: | Warn drivers and bicyclists of maximum allowable speed in preserves. |

#6 Trail Direction Sign



| | |
|-------------------|--|
| Name | TR-10A Trail Up Arrow |
| Size: | 6.0" tall by 6.0" wide |
| Description: | 0.080 aluminum with 1.5" rounded corners Mahogany brown background with 0.25" white border White lettering, all capitals, text size 0.75" tall, Helvetica Bold Text should not begin within or go beyond 0.75" of sign's edge Grafitti coating on face of sign, no backing on back of sign |
| Predrilled holes: | Four 0.25" holes, 1" from each corner. |

#7 Private Residence Sign



Size: 18" wide x 6.0" tall, 0.080 aluminum with 1.5" radius corners

Description: White lettering on mahogany brown background, 0.25" white border.
Text should not begin within or go beyond 0.75" of the sign's edge.
Graffiti coating on face of sign, mahogany brown backing on back of sign.
White lettering, text size = 1.25" tall; text font HELVETICA BOLD, all caps.

#8 Equestrian Parking and Permit Required Signs



SIGN CODE: PK-6

SIGN NAME: EQUESTRIAN PARKING PERMIT REQUIRED

Size: 18" x 12.0", second part 18" x 6", 0.080 aluminum

Description: White icon symbol and lettering, on mahogany brown background with brown backing. Reflective backing with non-reflective lettering.

Location: Install at unmarked pullout to designate equestrian parking (BCROSP) / Make Permit

Note: Required separate so it can be removed if policy changes

#9 ADA Parking Signs



Scale: 1.0" = 4.0" Enlarge to 400% for original size

| | |
|--------------|---|
| SIGN CODE: | PK-3B - ADA |
| SIGN NAME: | ADA PARKING |
| Size: | 12.0" wide x 24.0" tall, 0.080 aluminum |
| Description: | White lettering and icon symbol on standard blue background. Reflective backing with non-reflective lettering. |
| Location: | If one or two stalls are to be reserved for ADA parking, one sign centered at the head of the stalls should be sufficient. If more than two stalls are to be reserved, signs installed at each end of the reserved area should be sufficient. |
| Policy: | Designate ADA parking areas in paved los. |

#10 Preserve and Stables Signboards

Sign structure: 53" x 39"
Signboard: 42" x 28"
Signs: 12.5" x 12.5" each

