

GENERAL NOTES & MAP REFERENCES:

- THE COORDINATES OF THIS DRAWING ARE BASED UPON AN ASSUMED SYSTEM AND ORIGIN.
- ALL DISTANCES WITHIN THIS DRAWING ARE BASED UPON THE US SURVEY FOOT AND DECIMALS THEREOF AND ARE GROUND DISTANCES.
- BEARING AND DISTANCES SHOWN ON THIS MAP ARE TAKE FROM MAP FILED IN BOOK 908 OF MAPS AT PAGES 38 & 39.
- CONTOUR INTERVAL IS 0.5'.

APPLICABLE CODE: 2019 CBC
FLOOD ZONE: AE
FLOOD ELEV: 256'
HOME SITE DESIGN ELEV: 258'

BASIS OF BEARINGS NOTE:

THE BEARINGS SHOWN ON THIS MAP ARE BASED UPON THE EASTERLY LINE OF PARCEL 'A', AS FOUND MONUMENTED AND RECORDED IN BOOK 908 OF MAPS AT PAGES 38 & 39, SANTA CLARA COUNTY RECORDS, (S23°48'14"E)

BASIS OF ELEVATION NOTE:


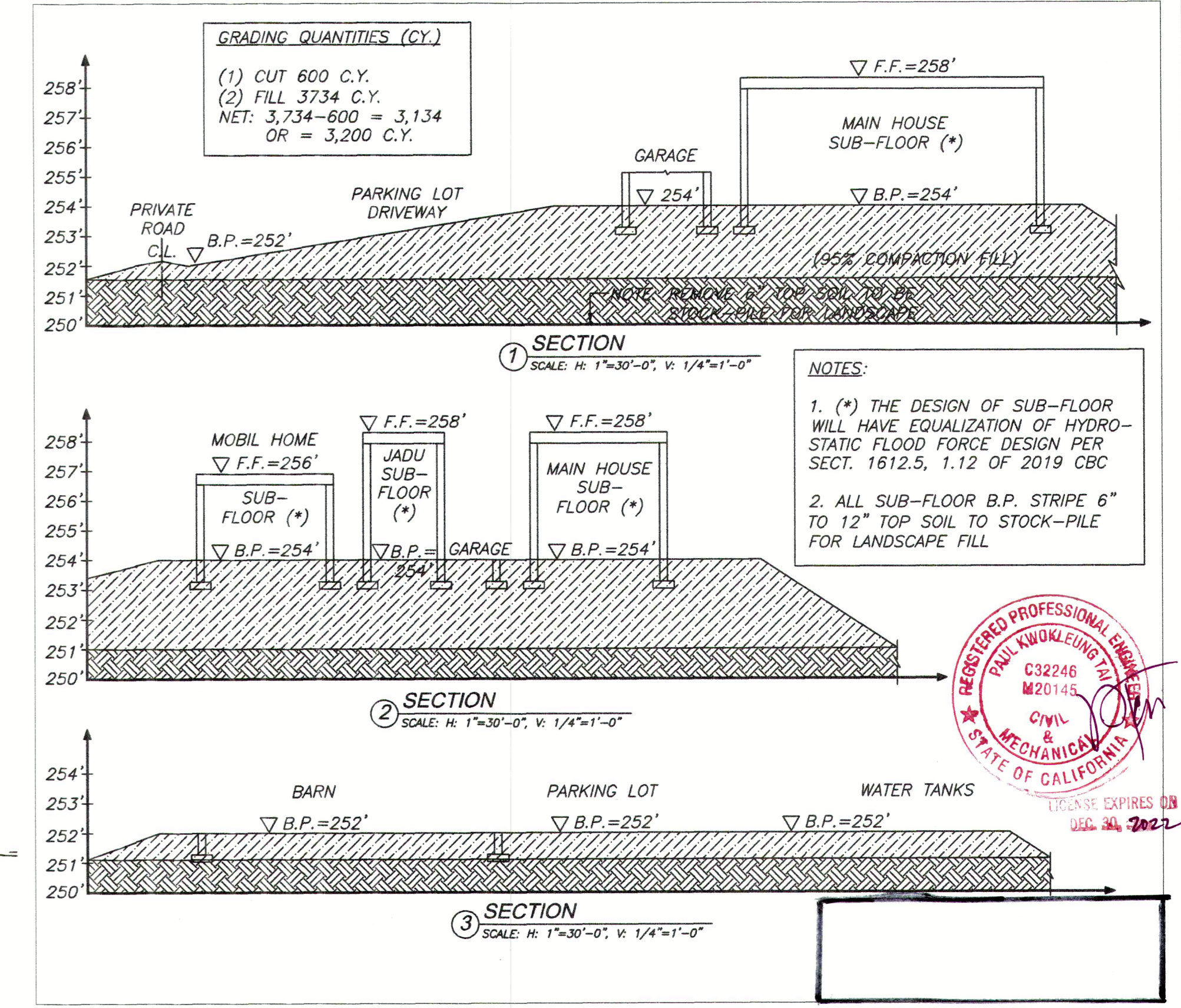
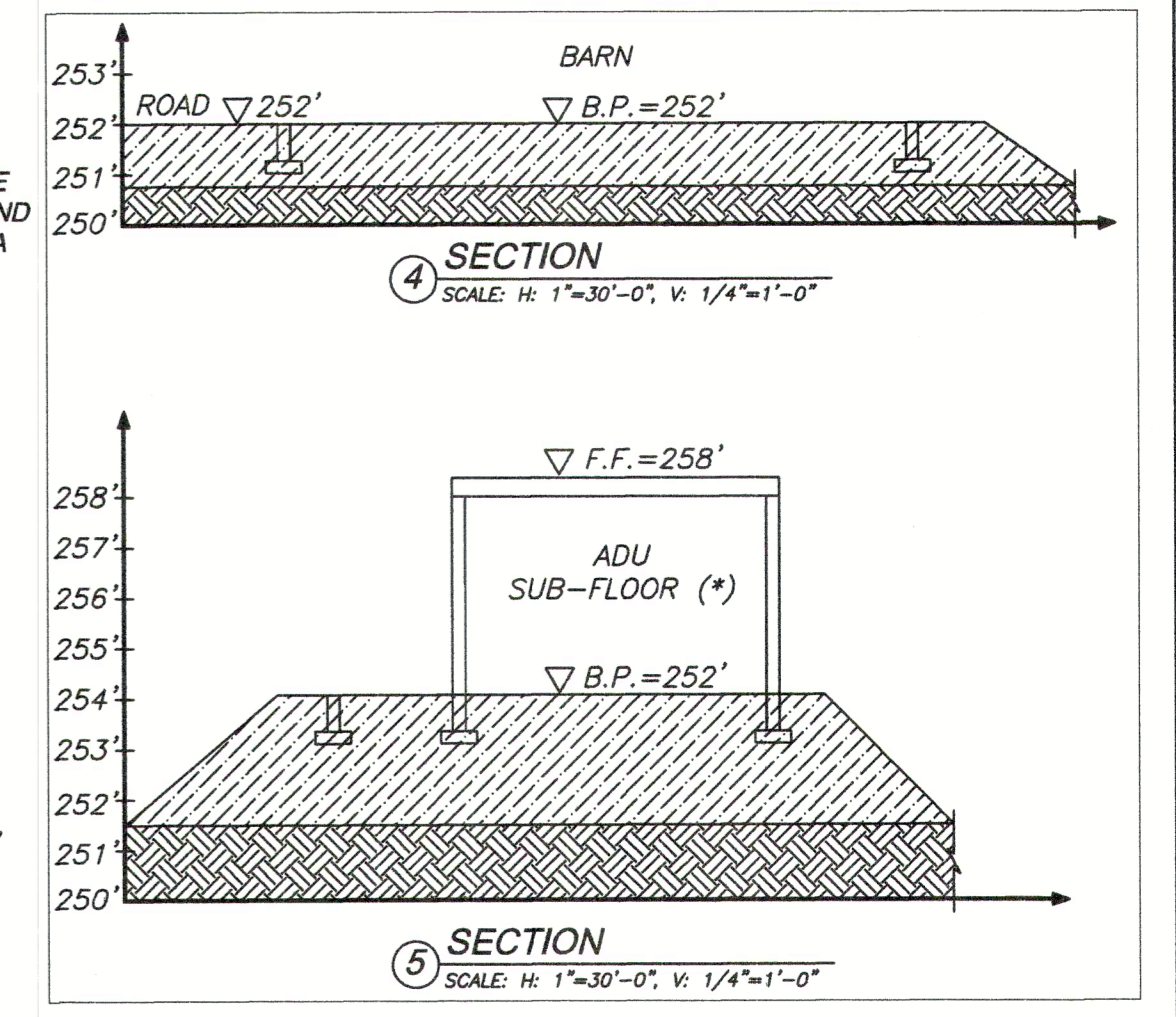
SANTA CLARA VALLEY WATER DISTRICT, BM315. BENCHMARK IS BRASS DISC ON TOP OF CONCRETE DESK AT NORTHWEST CORNER OF BRIDGE AT CHURCH AVENUE OVER LLGAS CREEK. DATUM IS NAVD88. ELEVATION = 267.88'

LEGEND

- STREET RIGHT OF WAY LINE.
- LOT SURVEYED FOR THIS PROJECT.
- RECORD DIMENSIONS
- FOUND 1/2" WITH CAP TAGGED 'LS 4516'

ABBREVIATIONS

- RECORD DATA
- APN ASSESSORS PARCEL NUMBER
- FD. FOUND



DEBI NGUYEN, Owner
Signature
09/13/21
Consent Date

OWNER: Joseph Tran & Debi Nguyen
PROJECT: Home Site on a 6.1-Acre Land
ADDRESS: 11555 Kannelly Lane
Gilroy, California 95138
APN: 830-05-051
TEL: 408.640.5450

DESIGNER / ENGINEER:
TECHNICAL ANALYSIS, DESIGN & ENGINEERING
P.O. Box 2450
Cupertino, CA 95015
Paul Tai, P.E. Tel: 408.202.4368 Fax: 408.743.5220
Email: gusatai@gmail.com http://www.ebuildok.com
Design . Engineering . Energy Consulting . Construction

TITLE: GRADING & DRAINAGE PLAN
On 6.1 Acres Raw Land Property
OTHERWISE SPECIFIED, SCALE: 1" = 30'-0"

AS SHOWN
Date: JUNE 02, 2021
Drawn: FC
Check: PT
Pro. Engineer: PKT
File:

© Copyright 2019, TECHNICAL ANALYSIS, INC.
THESE DOCUMENTS ARE PROPRIETARY TO TECHNICAL ANALYSIS, INC. AND MAY NOT BE DUPLICATED, USED OR DISCLOSED WITHOUT THEIR WRITTEN CONSENT.
Contractor to verify all dimensions, conditions etcetera pertaining to the work at the site before proceeding with the work.

SHEET 3.00
OF 3 SHEETS
JOB NUMBER TADE2021-215

REV	BY	DATE	REVISION
△	JC	9-12	REVISED ADU AND JADU SIZES

SITE ADDRESS: 11555 KANNELY LANE, GILROY, CA.