


CATCH BASIN



NDS 24 in. Square Catch Basins with Green Storm Drain Grate

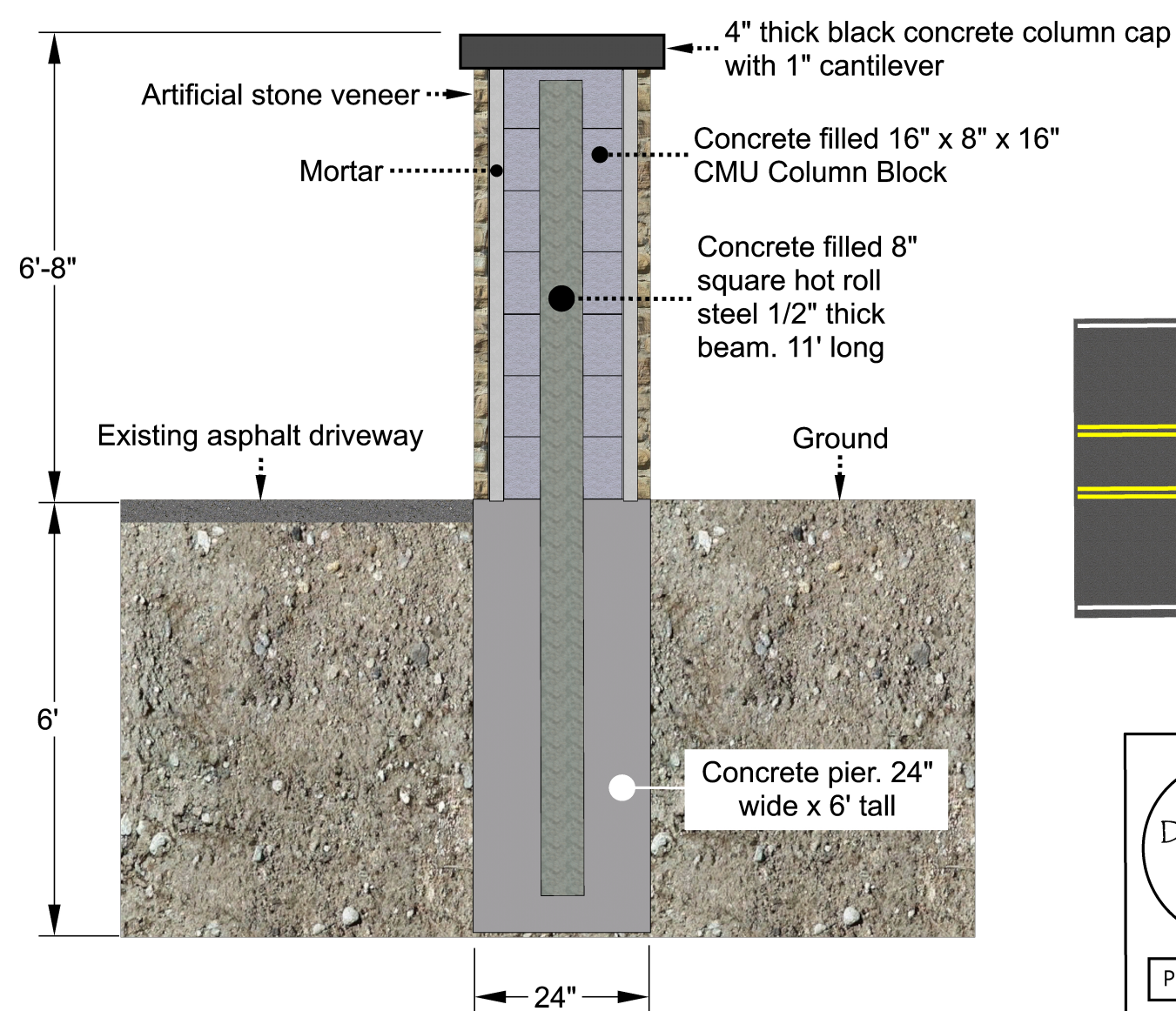
FENCE



CREATIVE SURFACES
Composite Horizontal Fence Series 6 ft. x 6 ft. Saddle Brown WPC Brushed **Solid** Fence Panel.

Aluminum black powder coated posts at 6' o.c. Set 2' into the ground with concrete footings

COLUMN CROSS-SECTION



Property Line

ENTRY GATE & COLUMNS

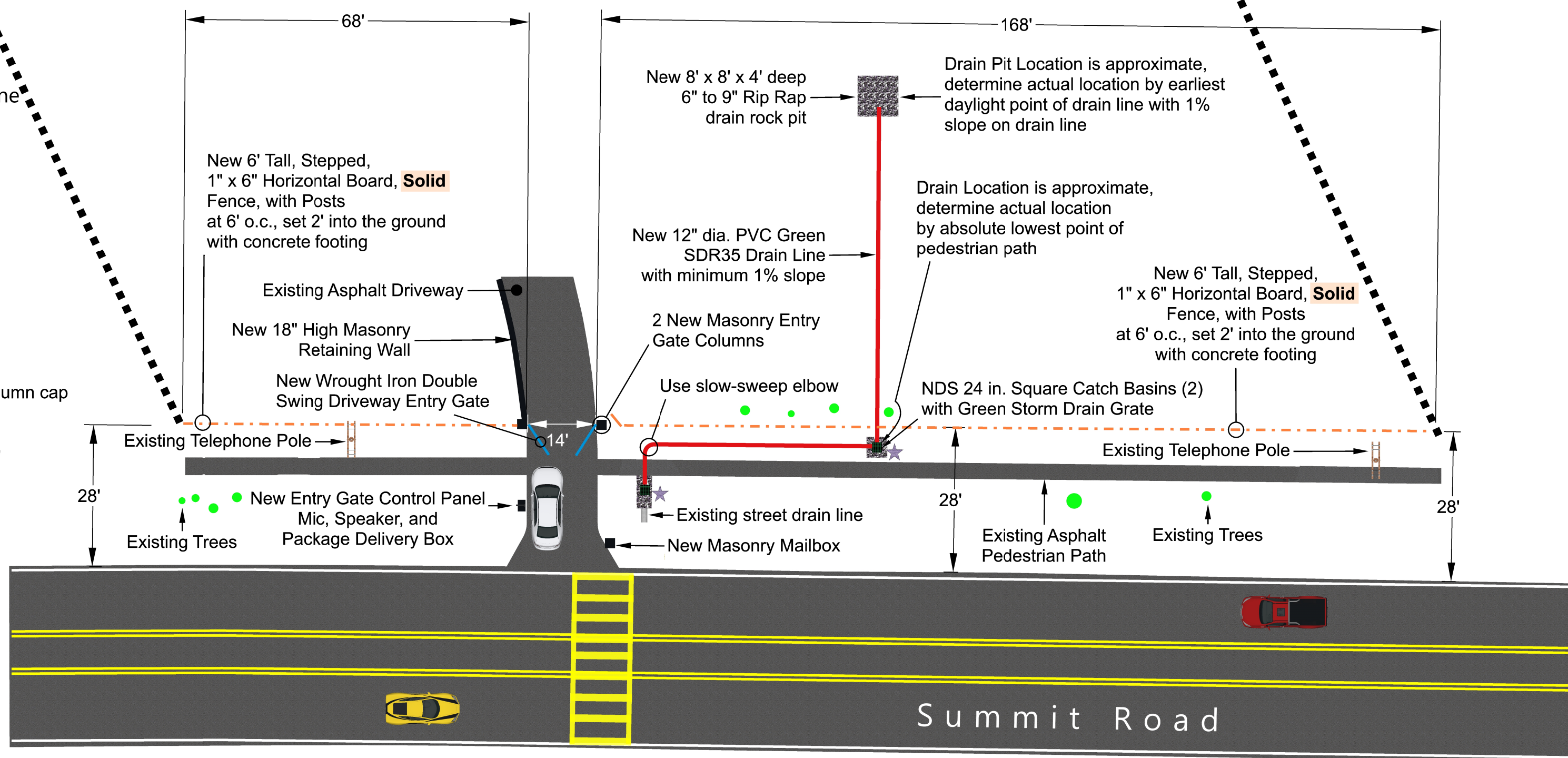


24 in. Square x 6'-8" tall, Steel, Masonry, Block, & Concrete, Columns. (see cross-section)

Property Line

Property Line


★ New 4" Landscape Cobble Erosion Control Area around each new Catch Basin. One is 4' x 4', and the one next to the driveway is 4' x 6'.



Designed By:
Larry
Project #5662

Lakota Design Group
Landscape Designers / Project Managers
Since 1975
+08-826-2888 lakotadesigngroup@gmail.com lakotadesigngroup.com

Dan & Erin Asheghian
23775 Summit Rd.,
Los Gatos, CA., 95033



Date: 7-14-23
Scale
1" = 20'
Arch C
18" x 24" Paper

S1
Layout and Identities