

Report #21:
Stanford University
Annual Traffic Monitoring Report
2021

For
County of Santa Clara

Table of Contents

1	INTRODUCTION	1
	Task 1.0: Traffic Monitoring Data Collection Methodology.....	1
	Task 1.1: Machine Cordon Line Traffic Counts.....	2
	Task 1.2: Parking Lot Driveway Counts.....	7
	Task 1.3: Parking Permit Scanning/Count.....	11
	Task 1.4: License Plate Survey.....	11
	Task 2.0: Traffic Monitoring Data Analysis.....	12
	Task 2.1: Daily Cordon Count Spreadsheets.....	12
	Task 2.2: Daily Parking Spreadsheets (Data not collected in spring 2021).....	12
	Task 2.3: Adjustments for Parking and Cut-Through Vehicles (Data not collected in spring 2021).....	12
2	INBOUND AM TRAFFIC	17
3	OUTBOUND PM TRAFFIC	18
4	CONCLUSION	19
5	SUMMARY AND COMPARISON OF PREVIOUS REPORTS	20
	5.1 Traffic Baseline Report.....	23
	5.1.1 Stanford University Traffic Monitoring Report – 2001 GUP Baseline.....	23
	5.1.2 Stanford University Traffic Monitoring Report – 2002 Monitoring Report #1.....	25
	5.1.3 Stanford University Traffic Monitoring Report – 2003 Monitoring Report #2.....	27
	5.1.4 Stanford University Traffic Monitoring Report – 2004 Monitoring Report #3.....	28
	5.1.5 Stanford University Traffic Monitoring Report – 2005 Monitoring Report #4.....	29
	5.1.6 Stanford University Traffic Monitoring Report – 2006 Monitoring Report #5.....	31
	5.1.7 Stanford University Traffic Monitoring Report – 2007 Monitoring Report #6.....	32
	5.1.8 Stanford University Traffic Monitoring Report – 2008 Monitoring Report #7.....	33
	5.1.9 Stanford University Traffic Monitoring Report – 2009 Monitoring Report #8.....	34
	5.1.10 Stanford University Traffic Monitoring Report – 2010 Monitoring Report #9.....	35
	5.1.11 Stanford University Traffic Monitoring Report – 2011 Monitoring Report #10.....	36
	5.1.12 Stanford University Traffic Monitoring Report – 2012 Monitoring Report #11.....	38
	5.1.13 Stanford University Traffic Monitoring Report – 2013 Monitoring Report #12.....	40
	5.1.14 Stanford University Traffic Monitoring Report – 2014 Monitoring Report #13.....	42
	5.1.15 Stanford University Traffic Monitoring Report – 2015 Monitoring Report #14.....	44
	5.1.16 Stanford University Traffic Monitoring Report – 2016 Monitoring Report #15.....	45
	5.1.17 Stanford University Traffic Monitoring Report – 2017 Monitoring Report #16.....	46
	5.1.18 Stanford University Traffic Monitoring Report – 2018 Monitoring Report #17.....	47
	5.1.19 Stanford University Traffic Monitoring Report – 2019 Monitoring Report #19 (formerly 18).....	48
	5.1.20 Stanford University Traffic Monitoring Report – 2020 Monitoring Report #20.....	49
	5.1.21 Stanford University Traffic Monitoring Report – 2021 Monitoring Report #21.....	50

Appendices

Appendix A	Detailed Daily Cordon Counts
Appendix B	Detailed Daily Parking Lot Counts (data not collected in spring 2021)
Appendix C	Peak-Hour Cordon Traffic Counts
Appendix D	Peak-Hour Parking Lot Driveway Counts (data not collected in spring 2021)
Appendix E	Cut-Through Traffic Data (data not collected in spring 2021)
Appendix F	COVID 19 Adaptations
Appendix G	Cut-Through Adjustment Research

List of Figures

Figure 1	Daily Machine Cordon Count Locations.....	3
Figure 2	Daily Machine Cordon Count Locations.....	4
Figure 3	Driveway and Parking Count Locations.....	9
Figure 4	Spring 2021 AM Peak-Hour Raw (not adjusted) Traffic Counts.....	17
Figure 5	Spring 2021 PM Peak-Hour Raw (not adjusted) Traffic Counts.....	18
Figure 6	Peak-Hour (AM and PM) Traffic Volume Trends 2001- 2021.....	20
Figure 7	Peak-Hour (AM and PM) Traffic Volume Trends (Adjusted Traffic Data) 2001- 2021.....	22

List of Tables

Table 1	Spring 2021 Raw Traffic Count Summary.....	6
Table 2	List of Parking Facilities.....	10
Table 3	2021 Adjusted Traffic Totals.....	14
Table 4	2001 Baseline Adjusted Traffic Totals.....	15

List of Acronyms and Abbreviations

County	County of Santa Clara
EIR	Environmental Impact Report
GUP	General Use Permit

FOREWORD FROM THE COUNTY OF SANTA CLARA PLANNING OFFICE

Background

The purpose of this report is to compare the volumes of traffic entering and exiting the Stanford campus during the inbound AM commute peak hour and the outbound PM commute peak hour, respectively, to a traffic baseline. This comparison is performed on an annual basis in the spring and the fall of each year. The requirements for establishing the traffic baseline and performing annual comparisons to the baseline are contained in the December 2000 Stanford Community Plan/General Use Permit (GUP) / Environmental Impact Report (EIR) and in the 2000 Stanford GUP. These documents can be reviewed at the County of Santa Clara (County) website or at the County Planning Office. Essentially, Stanford is required to attain a “no net new commute trips” standard, as defined in the 2000 GUP and EIR.

The Process

Following the adoption of the GUP by the County Board of Supervisors in December 2000, the County Planning Office selected AECOM to conduct the monitoring process outlined in the conditions of approval. Because of the type of data to be collected (particularly license plate numbers), the data could not be collected until after the start of daylight-saving time in the spring of 2001. The data collection involved three 2-week intervals in the spring and one 2-week interval in the fall of 2001 for a total of 8 weeks of count data.

Condition of Approval G.7. in the 2000 GUP outlines the process for establishing the baseline counts and for continuing monitoring in subsequent years. The approved process is summarized as follows:

- Weekday peak-hour traffic is counted at least three times per year for a 2-week interval each time. The established methodology dictates that eight weeks of counts are averaged to show the annual traffic level.
- All counts are recorded at 16 campus entry and exit points which form a cordon around the campus.
- License plate numbers are recorded for each vehicle entering and exiting; this data is used to determine the volume of non-campus traffic that crosses the cordon.
- Cordon volumes are adjusted to account for parking lots within the cordon used by the hospital-affiliated vehicles (these volumes are subtracted from the cordon line counts) and parking lots outside the cordon used by the University-affiliated vehicles (these volumes are added to the cordon line counts).
- A peak hour is then established for the campus based on the cordon line counts, adjusted for cut-through traffic and parking.

Condition of Approval G.6. in the 2000 GUP defines the peak commute directions as entering the campus in the morning peak commute hour and leaving the campus in the evening commute hour. The peak AM and PM commute hours are defined as the 1-hour intervals of time with the highest volume of traffic between 7 AM and 9 AM and between 4 PM and 6 PM, respectively, as defined by the counts. Therefore, the two peak hours are considered to be independent events. For example, an increase in AM peak traffic beyond the 1 percent trigger for 2 out of 3 years would trigger the additional elements of the monitoring program without a change, or even with a decrease, in the PM peak traffic. Also, a significant increase during 1 year in the AM and a sufficient increase (beyond the 1 percent trigger) in the PM for the following year would not trigger additional mitigation. Detailed information on the count results for each year from 2001 to the present is shown in the Summary and Comparison of Previous Reports section of this report.

County Planning Office Project Management

Jacqueline Onciano, Director, Department of Planning and Development
Leza Mikhail, Planning Manager

Charu Ahluwalia, Planner, Stanford University Environmental Mitigation Monitoring and Reporting Program

AECOM

Lilia C. Scott, Project Manager
Nichole Seow, Deputy Project Manager
Jose Coronel, Engineer
Lukas Yanni, Planner

Stanford Coordination Contact

Lesley Lowe, AICP, CTP
Karen Hong, AICP, Planning Manager

Contact Information

For further information regarding this document or other Stanford University Community Plan and General Uses Permit policy issues, contact the County Planning Office by phone or visit our website.

PHONE: (408) 299-5770

WEBSITE: www.sccplanning.org

1 INTRODUCTION

This report presents the traffic and parking data collected at Stanford University by AECOM during the 2021 monitoring interval. This year was highly unusual due to the COVID-19 pandemic and the resulting shelter-in-place order which began in March of 2020 and continued into 2021. This order shut down the Stanford campus to limit the spread of the virus. As a result, the spring counts only included two weeks of raw traffic volumes at the campus perimeter. In the fall of 2021, the monitoring program returned to its normal methodology with additional covid safety precautions in place such as compulsory daily check-ins and staff vaccination / testing.

Under normal circumstances, traffic volumes are collected for 6 weeks during the spring of each year and 2 weeks during the fall of each year. This year, spring counts included raw cordon counts only, with no parking or cut through adjustments for 2 weeks during the weeks of April 19 and April 26, 2021, and in the fall for 6 weeks with both the parking permit and cut through adjustments during the weeks of September 27, October 4, October 11, October 18, October 25, and November 1, 2021. The data include vehicle counts at all access points to the campus and parking lots. Parking lot counts and cut-through percentages are used to adjust the raw traffic counts to determine the total amount of peak-hour traffic generated by Stanford University. The parking data provides information on the quantity of campus traffic that parked outside of the count area (added to the cordon counts) and hospital traffic parking inside the count area (subtracted from the cordon counts). License plate survey results were used to calculate the amount of traffic that cuts through the campus which is not considered University-generated traffic. The originally established and revised data collection methodologies are described in greater detail in Task 1 of this report. A description of the data analysis procedures is presented in Task 2 of this report.

The data collected in the spring 2021 cannot be compared to the baseline counts collected in calendar year 2001, as it usually is, because no adjustment data were collected this year due to the special circumstances. Only raw traffic volumes were available in the spring, which were compared with historic raw traffic volumes over the years instead of against the baseline. However, the 6 weeks of data collected in the fall 2021 is compared to the baseline counts collected in calendar year 2001 consistent with the established methodology. The differences between the two years are then analyzed to determine if traffic increased to a significant degree.

The 2000 GUP Condition G.7.a. requires traffic counts for a minimum of three times per year for an interval of 2 weeks each time. Since 2003, the established methodology for traffic monitoring program is 6 weeks in the spring and two weeks in the fall for a total of 8 weeks of count data. The monitoring program only collected two weeks of raw traffic counts in 2020 because they assumed that it would show that volumes were well below the threshold without needing to add in the parking permit and cut through adjustments. Because the campus was still closed in the spring of 2021, the program followed the same approach then. However, by the fall of 2021, the campus was mostly re-opened (with significant safety measures in place such as compulsory vaccination and testing, etc.); thus, the monitoring program resumed its standard methodology except that the fall counts were 6 weeks with adjustments (instead of the usual pattern of conducting 6 weeks of counts in the spring and only 2 weeks of counts in the fall). The County and its monitoring program assume a full return to the standard methodology, as was consistently conducted since 2003, to resume in 2022.

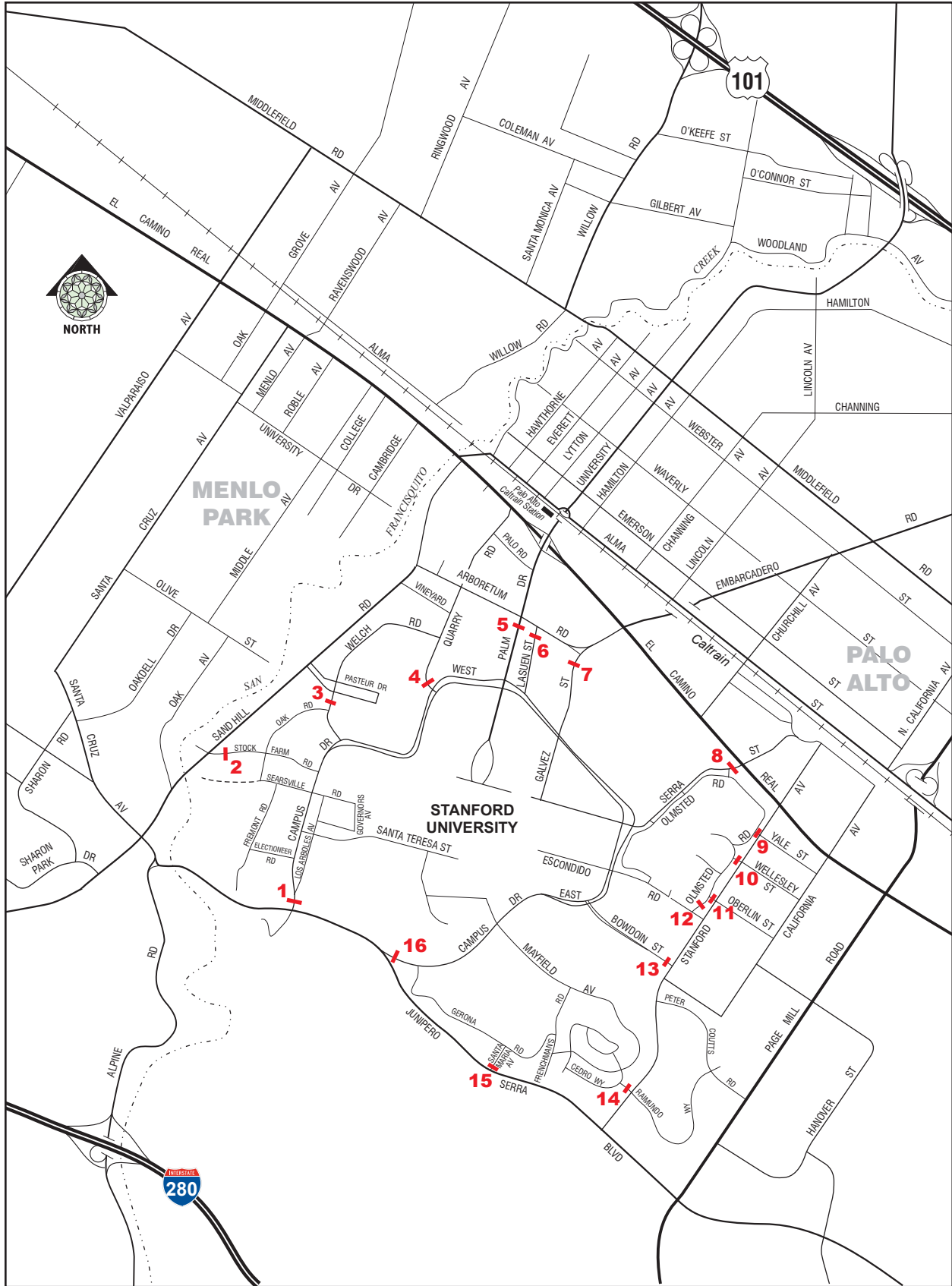
1.1 Task 1.0: Traffic Monitoring Data Collection Methodology

Data collection is a critical component of the traffic monitoring program. The following work elements are conducted to collect relevant traffic data for the monitoring program.

Task 1.1: Machine Cordon Line Traffic Counts

Directional traffic counts are typically collected at Stanford University for 8 weeks each calendar year on each of the 16 roadways that provide access to and from the campus. The locations of the 16 cordon counts are listed below and shown graphically in Figure 1 and Figure 2.

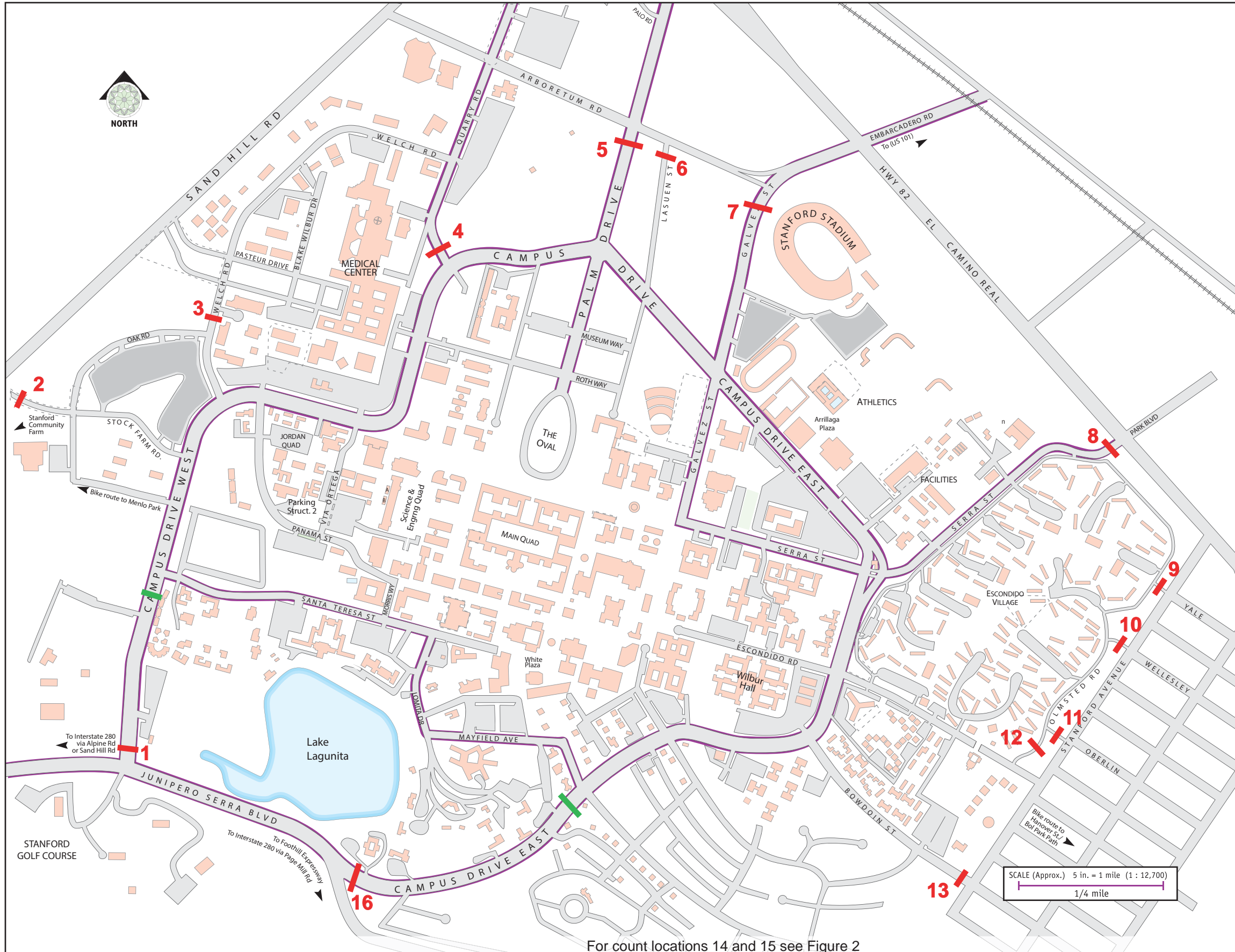
1. Campus Drive West, north of Junipero Serra Boulevard
2. Stock Farm Road, east of Sand Hill Road
3. Welch Road, north of Oak Road
4. Quarry Road, north of Campus Drive West
5. Palm Drive, south of Arboretum Road
6. Lasuen Street, south of Arboretum Road (a one-way street since 2012)
7. Galvez Street, south of Arboretum Road
8. Serra Street, southwest of El Camino Real
9. Yale Street, west of Stanford Avenue
10. Wellesley Street, west of Stanford Avenue
11. Oberlin Street, west of Stanford Avenue
12. Olmsted Road, north of Escondido Road
13. Bowdoin Street, west of Stanford Avenue
14. Raimundo Way, west of Stanford Avenue
15. Santa Maria Avenue, north of Junipero Serra Boulevard
16. Campus Drive East, east of Junipero Serra Boulevard



06/15/12

STANFORD UNIVERSITY TRAFFIC MONITORING REPORT

Figure 2
DAILY MACHINE CORDON COUNT LOCATIONS



- ### Cordon Count Locations
1. Campus Drive West north of Junipero Serra Blvd.
 2. Stock Farm Road east of Sand Hill Road
 3. Welch Road north of Oak Road
 4. Quarry Road north of Campus Drive
 5. Palm Drive south of Arboretum Road
 6. Lasuen Street south of Arboretum Road
 7. Galvez Street south of Arboretum Road
 8. Serra Street southwest of El Camino Real
 9. Yale Street west of Stanford Avenue
 10. Wellesley Street west of Stanford Avenue
 11. Oberlin Street west of Stanford Avenue
 12. Olmsted Road north of Escondido Road
 13. Bowdoin west of Stanford Avenue
 14. Raimundo west of Stanford Avenue
 15. Santa Maria Avenue north of Junipero Serra Blvd.
 16. Campus Drive East east of Junipero Serra Blvd.

NOTES

- █ License plate survey for Location 1 and Location 16 shifted for more accurate recording. Cordon tube counts continued at campus boundary.
- Escondido Drive no longer continuous street from Campus Drive East to Stanford Avenue.
- Lasuen Street has been converted into one-way northbound roadway from Campus Drive to Arboretum Road.

SCALE (Approx.) 5 in. = 1 mile (1 : 12,700)
 1/4 mile

For count locations 14 and 15 see Figure 2

The detailed traffic counts at the 16 cordon locations during the 2 weeks of counts conducted in spring 2021 are presented in Appendix A and are summarized in Table 1. Table 1 shows the AM inbound and PM outbound peak-hour volumes for each traffic-monitoring day. As indicated in Table 1, the AM peak hour in spring 2021 most-frequently occurred from 8:00 to 9:00, which is consistent with previous years' observations. The PM peak hour most frequently occurred from 4:30 to 5:30, which is 30 minutes earlier than previous years' usual observations.

Table 1 2021 Raw Traffic Count Summary

Date	AM Inbound			PM Outbound		
	Weather	Volume	Period	Weather	Volume	Period
Week 1						
April 19, 2021	Cloudy	2,310	7:45 to 8:45	Fair	2,402	4:45 to 5:45
April 20, 2021	Mostly Cloudy	2,338	8:00 to 9:00	Mostly Cloudy	2,590	4:15 to 5:15
April 21, 2021	Fair	2,394	8:00 to 9:00	Fair	2,610	4:00 to 5:00
April 22, 2021	Cloudy	2,380	7:45 to 8:45	Fair	2,547	5:00 to 6:00
April 23, 2021	Fair	2,223	7:45 to 8:45	Partly Cloudy	2,702	4:30 to 5:30
Week 2						
April 26, 2021	Mostly Cloudy	2,124	8:00 to 9:00	Mostly Cloudy	2,568	5:00 to 6:00
April 27, 2021	Fair	2,373	8:00 to 9:00	Fair	2,706	4:00 to 5:00
April 28, 2021	Fair	2,326	7:45 to 8:45	Fair	2,682	4:30 to 5:30
April 29, 2021	Mostly Cloudy	2,306	8:00 to 9:00	Mostly Cloudy	2,596	4:30 to 5:30
April 30, 2021	Mostly Cloudy	2,021	7:45 to 8:45	Cloudy	2,439	4:45 to 5:45
Week 3						
September 27, 2021	Cloudy	3,115	7:45 to 8:45	Partly Cloudy	3,259	4:45 to 5:45
September 28, 2021	Mostly Cloudy	3,217	8:00 to 9:00	Partly Cloudy	3,374	5:00 to 6:00
September 29, 2021	Mostly Cloudy	3,215	8:00 to 9:00	Fair	3,456	4:45 to 5:45
September 30, 2021	Fair	3,177	8:00 to 9:00	Fair	3,472	4:45 to 5:45
October 1, 2021	Fair	2,707	8:00 to 9:00	Fair	3,413	4:45 to 5:45
Week 4						
October 4, 2021	Mostly Cloudy	3,183	8:00 to 9:00	Cloudy	3,354	4:45 to 5:45
October 5, 2021	Mostly Cloudy	3,346	8:00 to 9:00	Mostly Cloudy	3,517	4:30 to 5:30
October 6, 2021	Mostly Cloudy	3,303	8:00 to 9:00	Mostly Cloudy	3,637	4:45 to 5:45
October 7, 2021	Mostly Cloudy	3,208	7:45 to 8:45	Mostly Cloudy	3,643	4:30 to 5:30
October 8, 2021	Fair	2,851	8:00 to 9:00	Partly Cloudy	3,694	4:45 to 5:45
Week 5						
October 11, 2021	Fair	3,038	7:45 to 8:45	Fair	3,167	5:00 to 6:00
October 12, 2021	Partly Cloudy	3,209	7:45 to 8:45	Fair	3,549	4:45 to 5:45
October 13, 2021	Mostly Cloudy	3,337	8:00 to 9:00	Partly Cloudy	3,616	5:00 to 6:00
October 14, 2021	Fair	3,186	8:00 to 9:00	Fair	3,552	4:45 to 5:45
October 15, 2021	Fair	2,860	8:00 to 9:00	Fair	3,627	5:00 to 6:00
Week 6						
October 18, 2021	Partly Cloudy	3,087	8:00 to 9:00	Fair	3,488	4:45 to 5:45
October 19, 2021	Mostly Cloudy	3,203	8:00 to 9:00	Mostly Cloudy	3,784	4:45 to 5:45
October 20, 2021	Cloudy	3,361	8:00 to 9:00	Cloudy	3,775	4:45 to 5:45
October 21, 2021	Cloudy	3,172	8:00 to 9:00	Mostly Cloudy	3,872	4:45 to 5:45
October 22, 2021	Light Rain	3,123	7:45 to 8:45	Mostly Cloudy	4,249	5:00 to 6:00
Week 7						
October 25, 2021	Mostly Cloudy	3,025	8:00 to 9:00	Partly Cloudy	3,424	5:00 to 6:00
October 26, 2021	Mostly Cloudy	3,356	8:00 to 9:00	Mostly Cloudy	3,763	4:45 to 5:45
October 27, 2021	Fair	3,287	8:00 to 9:00	Fair	3,769	4:45 to 5:45
October 28, 2021	Fair	3,189	8:00 to 9:00	Fair	3,818	5:00 to 6:00
October 29, 2021	Partly Cloudy	3,035	8:00 to 9:00	Partly Cloudy	3,803	5:00 to 6:00
Week 7						
November 1, 2021	Cloudy	3,207	7:45 to 8:45	Mostly Cloudy	3,421	5:00 to 6:00
November 2, 2021	Mostly Cloudy	3,160	8:00 to 9:00	Fair	3,728	4:45 to 5:45
November 3, 2021	Fog	3,225	8:00 to 9:00	Fair	3,663	5:00 to 6:00
November 4, 2021	Mostly Cloudy	3,078	8:00 to 9:00	Fair	3,806	4:30 to 5:30
November 5, 2021	Mostly Cloudy	2,846	8:00 to 9:00	Mostly Cloudy	3,800	5:00 to 6:00
Average		2,928			3,358	

Campus activity was completely different between the spring and the fall due to the times being at different stages in the pandemic. In the spring, the campus was closed to many students and other activities; in the fall, the campus was open with safety restrictions such as vaccine and covid testing requirements. So, while the high and low days in spring and fall are usually compared together, they are presented separately this year with the spring compared against the spring and the fall compared against the fall only. The unadjusted (raw) AM inbound traffic volumes for spring ranged from a low of 2,021 on Friday, April 30, to a high of 2,394 on Wednesday, April 21. Two weeks of data in the spring of 2021 found an average AM peak-hour traffic volume of 2,280 (56% of normal). In the fall, the raw, unadjusted AM peak-hour traffic volumes ranged from a low of 2,707 on Friday October 1, to a high of 3,361 on Wednesday October 20. Six weeks of raw data in the fall of 2021 found an average AM peak-hour traffic volume of 3,144 (77% of normal). This is compared with the raw AM peak-hour average of 4,091 from the previous 19 years of data.

In the spring, the raw, unadjusted PM peak-hour traffic volumes ranged from a low of 2,402 on Monday, April 19, to a high of 2,706 on Friday, April 23. Two weeks of raw data in the spring of 2021 found an average PM peak-hour traffic volume of 2,584 (59% of normal). In the fall, the raw, unadjusted PM peak-hour traffic volumes ranged from a low of 3,167 on Monday October 11, to a high of 4,249 on Friday October 22. Six weeks of raw data in the fall of 2021 found an average PM peak-hour traffic volume of 3,616 (83% of normal). This is compared with the raw PM peak-hour average of 4,355 from the previous 19 years of data.

Task 1.2: Parking Lot Driveway Counts

In the context of ongoing intensive construction on campus, the number and location of the parking lots have fluctuated over the years. This year, four parking lots:

- L1 – Rectangle Lot adjacent to PS-9,
- L1A - n-shaped lot around the medical plaza by Quarry Road and Palo Road, and the Arboretum/Childcare Lot
- L2 – Quarry/Vineyard Lot adjacent to the CAM Garage, and
- L-3 — a new lot off Quarry Road south of the CAM facility)

and two parking structures:

- PS-9 - also called the Hoover Pavilion Garage, and
- CAM -, also called the Center for Academic Medicine,

are outside the cordon line (where the tube count locations are placed) serve some campus uses. Inside the cordon are two parking structures:

- PS-1 - also called the Roth Way Garage and
- PS-5 - also called the Stock Farm Garage.

Parking lots and on-street parking areas inside the cordon include

- L-9J, which is inside the cordon but only accommodates hospital trips,
- Museum lots and on-street parking,
- Oak and Welch on-street parking,
- Roth Way on-street parking,
- L-17,

- L-18, and
- L-20.

Where possible, these locations have both tube counts and parking permit scanning to determine the peak-hour volumes and the proportion of that volume that is campus or hospital traffic.

Campus parking has changed over the course of the pandemic. Several parking facilities are no longer relevant to the parking adjustment including

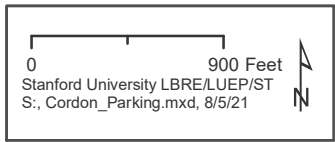
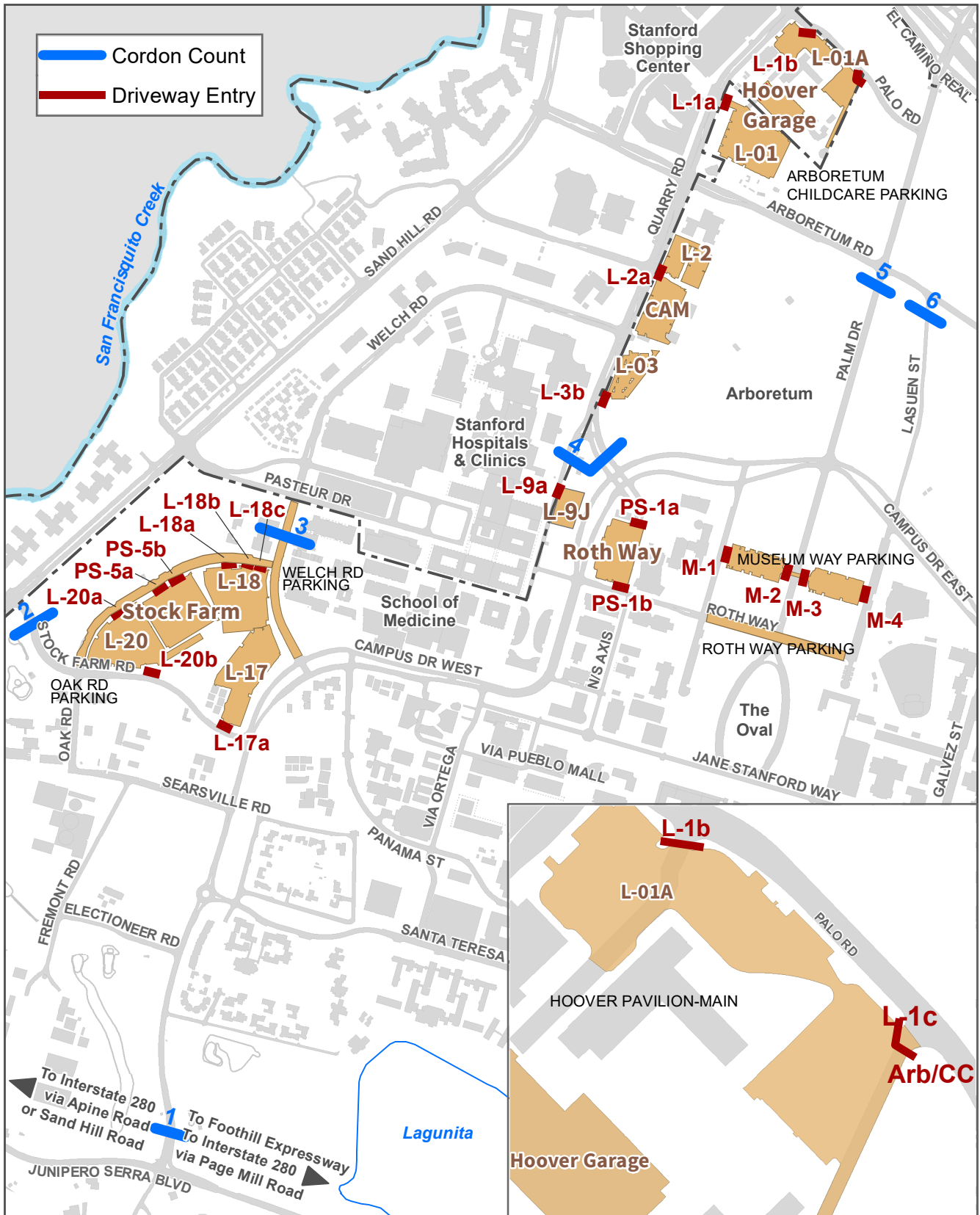
- L-16,
- L-22 (Searsville Lot), and
- L-9.

In addition, some new facilities (included above) have been added, including the new CAM parking garage and L-3.

Stanford is proposing the use of cameras to collect parking permit affiliation at its four main garages PS-1 (Roth Way Garage), PS-5 (Stock Farm Garage), PS-9 (Hoover Pavilion Garage) and the new CAM Garage (Center for Academic Medicine Garage). However, the County and AECOM have not yet reviewed or recommended this proposal at the time of writing this report. Traffic is counted by direction into and out of these parking lots during the entire count interval. Appendix B includes the detailed count sheets for the driveway traffic at these lots.

The driveway count locations are presented below and in Figure 3.

Table 2 summarizes the inventory of parking facilities relevant to this monitoring effort.



Driveway and Parking
 Count Locations

Figure 3.

Table 2 List of Parking Facilities Parking Facilities

Name	Facility Type	Cordon Location	Description	Tube Counts	Scans	Visionful Proposed
L-1A	Lot	Outside	An n-shaped lot around the Medical Plaza by Quarry Road and Palo Road	Combines L-01A with Arb/CC	Yes	
Arb/CC	On-street	Outside	Arboretum / Childcare is a linear cul-de-sac that has parking spaces along its sides	Combines L-01A with Arb/CC	Yes	
L-1	Lot	Outside	Rectangular lot by Quarry Road and Arboretum Road Four count locations at access driveways	Combines L-1 with PS-9, driveways called L-1a and L-1b	Yes	
PS-9	Garage	Outside	Off Quarry Road surrounded by L-1 known as "Hoover Pavilion Garage"	Combines L-1 with PS-9, driveways called L-1a and L-1b	Yes	Yes
L-2	Lot	Outside	Quarry Lot, east of Quarry Road between Vineyard and Arboretum, known as "Vineyard Lot"	Combines L-2 with CAM, driveway called L-2a	Yes	
CAM	Garage	Outside	New Center for Academic Medicine (CAM) garages, off of Quarry between L2 and L3.	Combines L-2 with CAM, driveway called L-2a	Yes	Yes
L-3	Lot	Outside	Off Quarry Road south of CAM and the intersection with Welch Road,	Driveway called L-3b (driveway L-3a is closed)	Yes	
L-9J	Lot	Inside	Steam plant off Quarry	Stanford has proposed that L9J be subtracted in its entirety (all cars parked here assumed to be hospital cars parked inside the cordon).	No	
PS-1	Garage	Inside	Parking Structure 1 north of Roth Way and east of Campus Drive West known as "Roth Way Garage"	Driveways called PS-1a and PS-1b	Yes	Yes
Roth Way	On-street	Inside		No, it is not possible to collect tube counts for on-street parking, instead scan counts are used.	Yes	
L-17	Lot	Inside	West of Campus Drive west between Stock Farm and Welch	Driveway access called L-17a	Yes	
L-18	Lot	Inside	Off the corner of Welch and Oak Roads	Driveway access via L-18a, L-18b, and L-18c	Yes	
L-20	Lot	Inside	At the northeast corner of Oak and Stock Farm Roads	Driveway access via L-20a and L-20b	Yes	
Museum Lots	Lots and on-street	Inside	Museum lots on Museum Way	Not possible for on-street locations. Lots were counted, but did not represent all parking due to substantial on-street spaces. Scan numbers used instead.	Yes	
Oak Rd & Welch Rd	On-street	Inside	On-street parking on Welch and Oak Roads	No, it is not possible to collect tube counts for on-street parking, instead scan counts are used.	Yes	
PS-5	Garage	Inside	Southeast of Oak Road between L-20 and L-18 known as "Stock Farm Garage"	Driveway access via PS-5a and PS-5b	Yes	Yes

The Stanford Monitoring program methodology established in 2001 dictates that hospital trips from parking lots inside the cordon line are subtracted from the cordon counts, while campus trips from lots outside the cordon line are added to the cordon counts. This methodology was based on the sticker surveys, which identified campus and hospital trip vehicles as described later in this report. In this way, all trips generated by Stanford University can be accurately accounted for and differentiated from trips generated by other adjacent land uses, particularly the medical complex. However, Stanford changed their parking permit system in 2018, requiring AECOM and the County to reevaluate this aspect of the traffic monitoring methodology and the methodological approach is continuing to evolve. This matter is still evolving at the time of writing of this report, and a more long-term solution for this adjustment should be identified for future years of the monitoring program.

Task 1.3: Parking Permit Scanning/Count

This task determines which cars in the parking facilities are affiliated with the university and which are affiliated with the hospital. Originally this scan was done manually using windshield stickers where staff tabulated how many vehicles had hospital stickers, how many had university stickers, and how many had none or unrecognizable stickers in each parking facility. However, in 2018, Stanford changed their parking permit system to be based on license plate registration. Thus it was necessary for Stanford staff to be engaged for the scanning of the license plates using trucks with computers, then the data was uploaded to the cloud, then processed and downloaded to AECOM. In all cases, the data is collected four times per day: at 7 am, 8:30 am, 4 pm and 5:30 pm. The current system may use fewer staff hours, but the staff required are “supervisor” level or above. This system is still evolving as technologies change and Stanford, the County and AECOM negotiate a defensible and feasible way to collect this information for the monitoring program.

Whenever the affiliation of a vehicle is not obvious, the vehicle is assumed to be parked in its designated area, that is, vehicles parked inside the cordon are assumed to be campus-affiliated and vehicles parked outside the cordon are assumed to be hospital-affiliated.

On-street parking on Oak Road, between Stock Farm Road and Welch Road, and on Welch Road, between Campus Drive West and the cordon station just north of Oak Road, around the Museum parking area, and on Roth Way are counted as part of the parking permit license plate recognition scanning. Because it is not possible for tube counts to distinguish between parked cars and cars just driving on the roadway where the parking is located, fine-grained traffic flows cannot be determined (such as the exact moment that the cars enter the facility to park). As such, the monitoring program instead uses the tabulations from the scanning four times per day (at 7 am, 8:30 am, 4 pm and 5:30 pm) to determine the total number of parked cars for this adjustment. The raw numbers from each scan are compared with each other (7 am is compared with 8:30 am to determine the number of cars by affiliation parking during the am peak hour, and 4 pm is compared with 5:30 pm to determine the number of cars by affiliation parking during the pm peak hour). AECOM recommends this adjustment be reviewed in the future.

Task 1.4 License Plate Survey

The purpose of the license plate survey is to identify vehicles that are only passing through the Stanford campus, not beginning or ending their trip on campus. License plate numbers are recorded for vehicles entering and leaving each cordon location. Vehicles that enter the cordon and leave through any gateway within an interval of 20 minutes are considered to be “cut-through” vehicles. Surveys are performed one day each week for both of the peak hours. The 2021 license plate matching process showed that the average AM and PM cut-through percentages were 8.7 percent and 10.6 percent, respectively. These average percentages were used to adjust their respective vehicle counts.

Given the increased prevalence of commuters traveling to work using a Transportation Network Company such as Uber or Lyft, this methodology was examined to evaluate if the current methodology should be modified to better reflect current transportation and commute patterns. These vehicles may not be in fact “cutting through” and instead they could be dropping off passengers (thus, adding cars to the road as the result of Stanford campus commuters). Appendix E displays the raw data. AECOM has conducted an analysis including recommendations for going forward included in that is included as Appendix G; discussion regarding any changes associated with this analysis are ongoing.

Task 2.0: Traffic Monitoring Data Analysis

Task 2.1: Daily Cordon Count Spreadsheets

The first step of this task is to enter the raw cordon count numbers into spreadsheets. Two spreadsheets—one for the AM peak hours and one for the PM peak hours—are created for each weekday that a cordon count was conducted. Each spreadsheet shows the hourly AM inbound and PM outbound vehicles passing all 16 cordon locations during five sets of four 15-minute increments. For the AM peak, the hours are 7:00 to 8:00, 7:15 to 8:15, 7:30 to 8:30, 7:45 to 8:45, and 8:00 to 9:00. For the PM peak, the hours are 4:00 to 5:00, 4:15 to 5:15, 4:30 to 5:30, 4:45 to 5:45, and 5:00 to 6:00. Normally, cordon counts are collected for 8 weeks, and there are 80 daily cordon count spreadsheets (40 AM and 40 PM). This spring, due to the COVID-19 pandemic, the program only collected 2 weeks of counts, resulting in 20 daily cordon count spreadsheets. In order to make up for the count weeks missed in the spring, 6 weeks were collected in the fall instead of the usual 2 weeks of counts. Appendix C presents these spreadsheets.

Task 2.2: Daily Parking Spreadsheets

The number of vehicles entering and exiting the parking lots and garages in the vicinity of the Stanford Medical Center are monitored, normally, during the 6-week period in the spring and the 2-week period in the fall. However this year, the parking permit adjustment and associated data collection was only conducted in the fall for 6 weeks. The AM inbound and PM outbound volumes at all lot entrances are entered into spreadsheets for the AM and PM peak hours of each day, as described for the cordon counts in Task 2.1. All daily parking spreadsheets are included in Appendix D.

Task 2.3: Adjustments for Parking and Cut-Through Vehicles

AECOM used the parking counts described in Task 1.2 and Task 1.3 to adjust the raw traffic counts. This adjustment followed a consistent approach up until the spring of 2018. Stanford changed its parking permit system by the fall of 2018. In 2021, AECOM used the 6-week average from the scans for a higher level of consistency between the weeks. The methodology is still evolving at this time. AECOM, the County and Stanford are in the process of reviewing this element of the methodology for a long-term approach.

The parking permit ratios of hospital or campus vehicles are applied to the parking lot AM inbound and PM outbound volumes to adjust the cordon count spreadsheets. Because Lot 1, Lot 1A & the Arboretum/Childcare area, Lot 2, Lot 3, and parking structures 9 (Hoover Pavilion Garage) and CAM Garage are outside of the cordon boundary, campus-related vehicles parking in these lots are not captured in the cordon count. To add these vehicles to the cordon count, the average percentage of campus vehicles in each of these lots was multiplied by the traffic volume (either AM inbound or PM outbound, depending on the peak interval) at each lot entrance (from Task 2.2) and the results were then added to the cordon counts.

Note that the cordon boundary is different than the property boundary for logistical reasons of where count tubes can be placed. Thus, L-3, L-2 and portions of L-1, which are on the Stanford Academic Campus, are actually outside of the cordon.

The approach is reversed for the parking facilities inside the cordon. Lot 17, Lot 18, L-20, L-9J, and on-street parking in the Museum area, on-street parking on Oak, Welch and Roth, and Parking Structures 1 (Roth Way Garage) and 5 (Stock Farm Garage) are inside the cordon. The monitoring program subtracts hospital-affiliated vehicles parking inside the cordon from the total traffic counts. The percentage of hospital-affiliated vehicles in each lot is determined either through applying the scanned percentage (including campus, hospital and no-known-affiliation vehicles) to the traffic flows, or, alternately, using the raw scanned totals based on the difference between the first scan (at 7 am or 4 pm) and the second scan (at 8:30 am or 5:30 pm, respectively). Table 2 provides a summary of each parking facility and the data collection and analysis methodology that is possible for it.

Table 3 displays a total of 60 cordon counts adjusted for parking lot factors and cut-through traffic, with the average AM inbound and PM outbound traffic volumes and the peak-hour time intervals. These data were determined for the fall of 2021, while the spring data (an additional 20 cordon counts) only reflect the raw traffic volumes displayed in Table 1. Table 4 shows the traffic data collected in the 2001 baseline Stanford Traffic Monitoring Program including the baseline average and the 90 percent confidence interval.

Table 3 2021 Adjusted Traffic Totals

Date	AM Inbound		PM Outbound	
	Volume	Period	Volume	Period
Week 3				
September 27, 2021	2629	7:45 to 8:45	2759	4:45 to 5:45
September 28, 2021	2631	8:00 to 9:00	2747	5:00 to 6:00
September 29, 2021	2648	8:00 to 9:00	2748	4:45 to 5:45
September 30, 2021	2644	8:00 to 9:00	2738	4:45 to 5:45
October 1, 2021	2654	8:00 to 9:00	2744	4:45 to 5:45
Week 4				
October 4, 2021	2688	8:00 to 9:00	2813	4:45 to 5:45
October 5, 2021	2678	8:00 to 9:00	2798	4:30 to 5:30
October 6, 2021	2670	8:00 to 9:00	2809	4:45 to 5:45
October 7, 2021	2685	7:45 to 8:45	2802	4:30 to 5:30
October 8, 2021	2713	8:00 to 9:00	2807	4:45 to 5:45
Week 5				
October 11, 2021	2569	7:45 to 8:45	2694	5:00 to 6:00
October 12, 2021	2544	7:45 to 8:45	2679	4:45 to 5:45
October 13, 2021	2569	8:00 to 9:00	2681	5:00 to 6:00
October 14, 2021	2557	8:00 to 9:00	2686	4:45 to 5:45
October 15, 2021	2569	8:00 to 9:00	2677	5:00 to 6:00
Week 6				
October 18, 2021	2604	8:00 to 9:00	2731	4:45 to 5:45
October 19, 2021	2610	8:00 to 9:00	2730	4:45 to 5:45
October 20, 2021	2599	8:00 to 9:00	2726	4:45 to 5:45
October 21, 2021	2594	8:00 to 9:00	2723	4:45 to 5:45
October 22, 2021	2641	7:45 to 8:45	2728	5:00 to 6:00
Week 7				
October 25, 2021	3174	8:00 to 9:00	3166	5:00 to 6:00
October 26, 2021	3064	8:00 to 9:00	3427	4:45 to 5:45
October 27, 2021	2988	8:00 to 9:00	3259	4:45 to 5:45
October 28, 2021	2985	8:00 to 9:00	3425	5:00 to 6:00
October 29, 2021	2865	8:00 to 9:00	3314	5:00 to 6:00
Week 8				
November 1, 2021	2752	7:45 to 8:45	2887	5:00 to 6:00
November 2, 2021	2913	8:00 to 9:00	2925	4:45 to 5:45
November 3, 2021	2810	8:00 to 9:00	2966	5:00 to 6:00
November 4, 2021	2835	8:00 to 9:00	3090	4:30 to 5:30
November 5, 2021	2692	8:00 to 9:00	3473	5:00 to 6:00
Average	2,719		2,892	

Table 4 2001 Baseline Adjusted Traffic Totals

Date	AM Inbound		PM Outbound	
	Volume	Hour	Volume	Hour
Week 1				
April 2, 2001	3,036	7:45 to 8:45	3,323	5:00 to 6:00
April 3, 2001	3,059	7:45 to 8:45	3,285	4:45 to 5:45
April 4, 2001	2,884	8:00 to 9:00	3,334	4:45 to 5:45
April 5, 2001	3,000	7:45 to 8:45	3,216	5:00 to 6:00
April 6, 2001	2,610	8:00 to 9:00	3,092	4:45 to 5:45
Week 2				
April 9, 2001	3,265	8:00 to 9:00	3,329	5:00 to 6:00
April 10, 2001	3,141	8:00 to 9:00	3,362	5:00 to 6:00
April 11, 2001	3,107	8:00 to 9:00	3,473	4:45 to 5:45
April 12, 2001	3,081	8:00 to 9:00	3,397	5:00 to 6:00
April 13, 2001	2,973	8:00 to 9:00	3,413	4:45 to 5:45
Week 3				
April 23, 2001	3,285	7:45 to 8:45	3,311	4:30 to 5:30
April 24, 2001	3,322	7:45 to 8:45	3,281	5:00 to 6:00
April 25, 2001	3,186	7:30 to 8:30	3,326	4:45 to 5:45
April 26, 2001	3,129	7:45 to 8:45	3,286	5:00 to 6:00
April 27, 2001	2,723	8:00 to 9:00	3,154	4:45 to 5:45
Week 4				
April 30, 2001	2,502	7:30 to 8:30	2,681	4:15 to 5:15
May 1, 2001	2,826	7:45 to 8:45	2,967	5:00 to 6:00
May 2, 2001	2,742	7:45 to 8:45	2,912	5:00 to 6:00
May 3, 2001	2,632	8:00 to 9:00	2,861	5:00 to 6:00
May 4, 2001	2,595	8:00 to 9:00	2,744	4:45 to 5:45
Week 5				
May 7, 2001	3,604	8:00 to 9:00	3,410	4:45 to 5:45
May 8, 2001	3,559	8:00 to 9:00	3,422	5:00 to 6:00
May 9, 2001	3,455	8:00 to 9:00	3,326	5:00 to 6:00
May 10, 2001	3,478	8:00 to 9:00	3,396	4:45 to 5:45
May 11, 2001	3,393	8:00 to 9:00	3,090	5:00 to 6:00
Week 6				
May 14, 2001	3,479	8:00 to 9:00	3,235	4:45 to 5:45
May 15, 2001	3,756	8:00 to 9:00	3,450	5:00 to 6:00
May 16, 2001	3,830	8:00 to 9:00	3,374	5:00 to 6:00
May 17, 2001	3,533	8:00 to 9:00	3,456	5:00 to 6:00
May 18, 2001	3,246	8:00 to 9:00	3,386	4:45 to 5:45

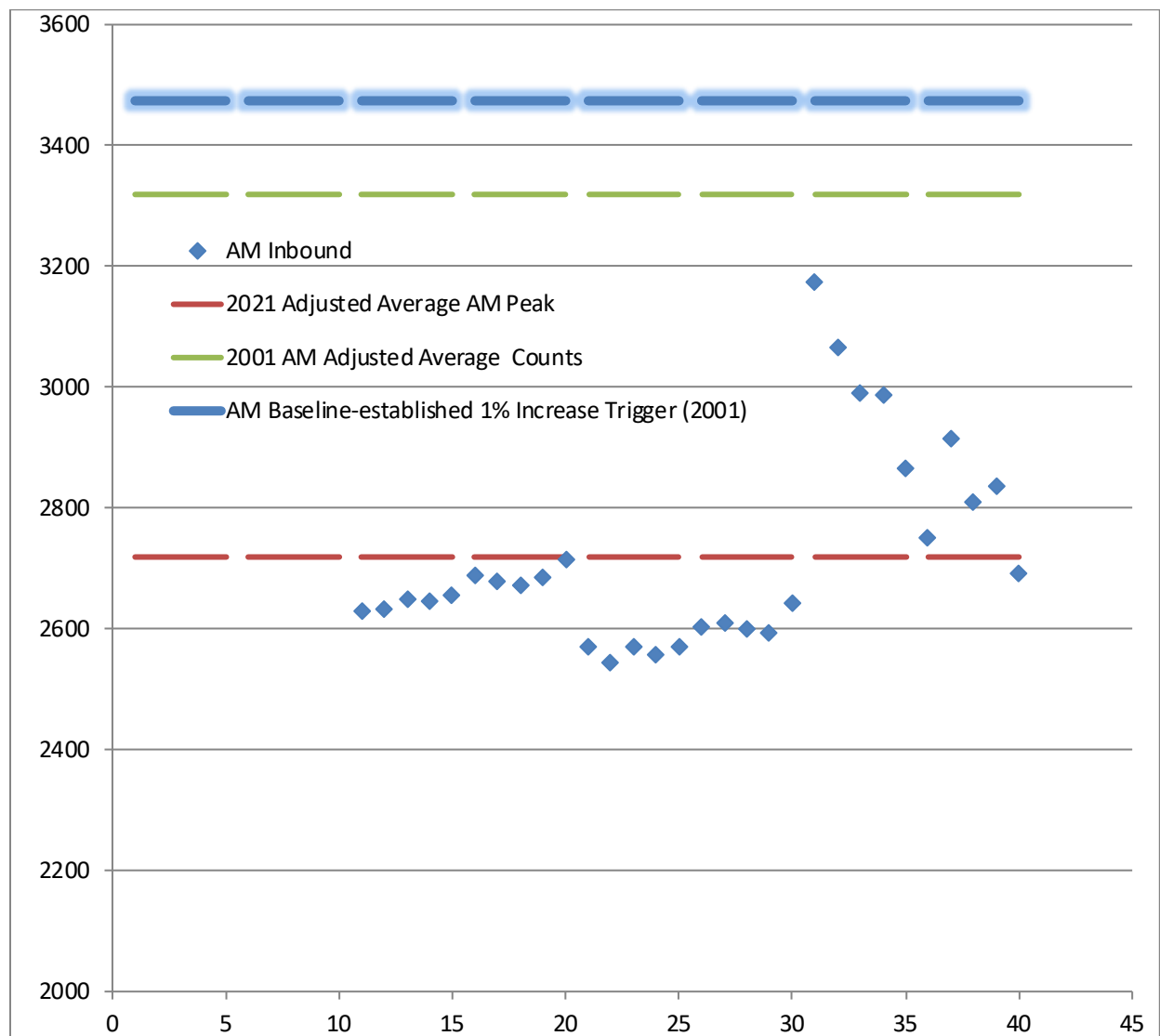
Date	AM Inbound		PM Outbound	
	Volume	Hour	Volume	Hour
Week 7				
October 22, 2001	3,221	8:00 to 9:00	3,505	5:00 to 6:00
October 23, 2001	3,835	8:00 to 9:00	3,805	5:00 to 6:00
October 24, 2001	3,550	8:00 to 9:00	3,959	5:00 to 6:00
October 25, 2001	3,908	7:45 to 8:45	3,991	5:00 to 6:00
October 26, 2001	3,371	8:00 to 9:00	4,072	4:45 to 5:45
Week 8				
October 29, 2001	4,241	8:00 to 9:00	4,115	5:00 to 6:00
October 30, 2001	4,251	8:00 to 9:00	4,217	5:00 to 6:00
October 31, 2001	4,139	8:00 to 9:00	4,394	5:00 to 6:00
November 1, 2001	4,037	8:00 to 9:00	4,193	5:00 to 6:00
November 2, 2001	3,789	7:45 to 8:45	4,277	5:00 to 6:00
Average	3,319		3,446	
90% confidence interval	± 120		± 109	

2 INBOUND AM TRAFFIC

The 2001 baseline counts determined that an average of 3,439 or more inbound automobile trips during the AM peak hour would constitute a significant increase in traffic at the 90 percent confidence level of the 2001 baseline counts (3,319 automobile trips).

The fall 2021 results are compared to the 2001 baseline in Figure 4. (This data is not available for the spring 2021 or any of the 2020 monitoring year due to the campus being closed and traffic volumes being already below the threshold without adjustments.) The fall 2021 AM inbound adjusted average is 2,719 vehicles, 82 percent of the adjusted baseline from 2001. Figure 4 graphically displays the fall 2021 AM inbound adjusted data and compares the daily fluctuations with the 6-week average. The y-axis is the number of trips and the x-axis is the count day when AECOM counted the number of cars. On weekdays from April 19 through April 30, 2021, no data is shown, but for days 11 through 40, September 27 through November 5, 2021, the data is displayed.

Figure 4 Fall 2021 AM Peak-Hour Adjusted Traffic Counts

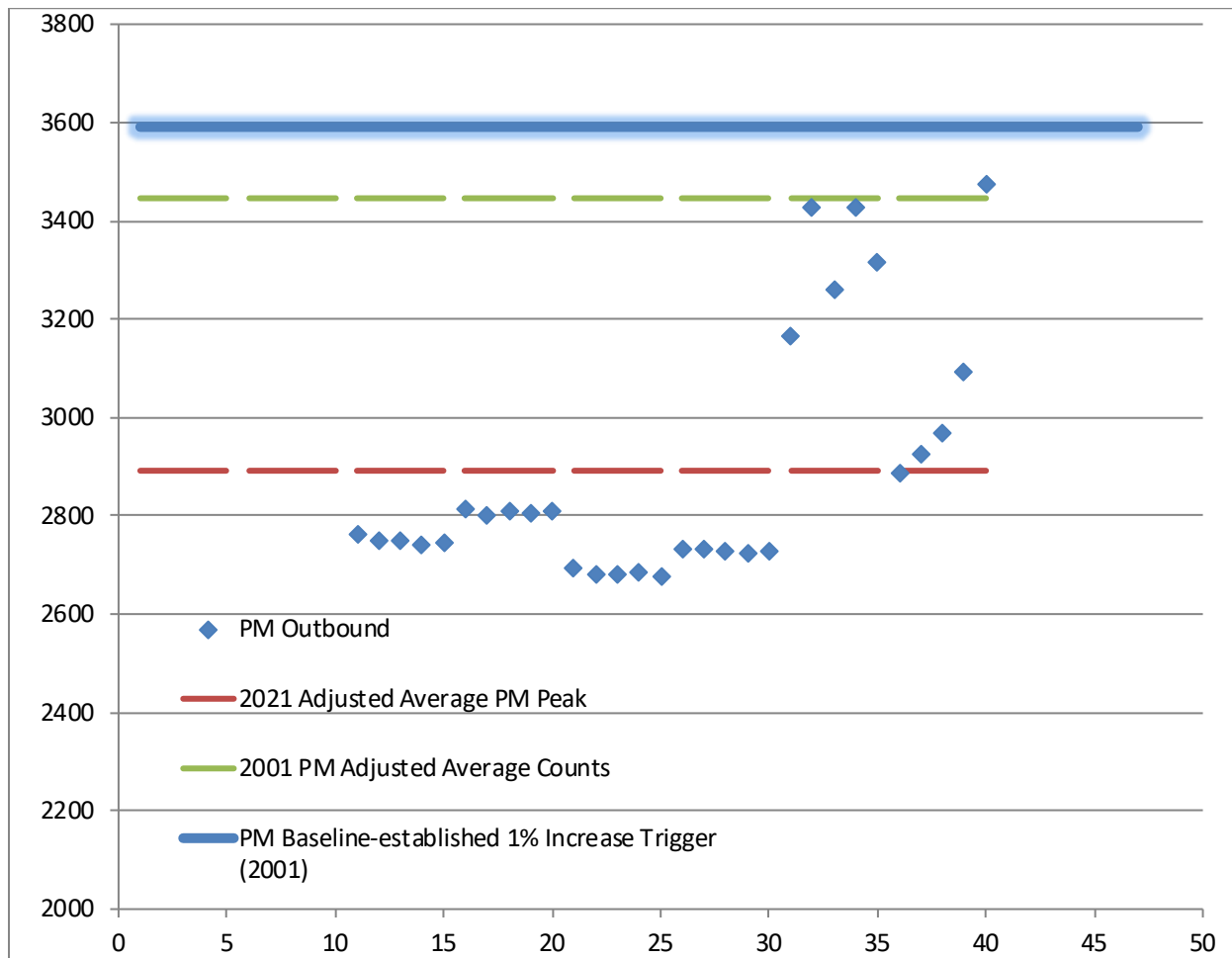


3 OUTBOUND PM TRAFFIC

The 2001 baseline counts determined that an average of 3,555 or more outbound vehicles during the PM peak hour would constitute a significant increase in traffic at the 90 percent confidence level of the 2001 baseline count of 3,446 vehicles.

The fall 2021 results are compared to the 2001 baseline in Figure 4. (This data is not available for the spring 2021 or any of the 2020 monitoring year due to the campus being closed and traffic volumes being already below the threshold without adjustments.) The fall 2021 PM inbound adjusted average is 2,892 vehicles, 84 percent of the adjusted baseline from 2001. Figure 4 graphically displays the fall 2021 PM inbound adjusted data and compares the daily fluctuations with the 6-week average. The y-axis is the number of trips and the x-axis is the count day when AECOM counted the number of cars. On weekdays from April 19 through April 30, 2021, no data is shown, but for days 11 through 40, September 27 through November 5, 2021, the data is displayed.

Figure 4 Spring 2021 PM Peak-Hour Adjusted Traffic Counts



4 CONCLUSION

This year was highly unusual due to the COVID-19 shelter-in-place order, which was issued in March of 2020 and continued through 2021. This resulted in the Stanford campus shutting down to limit the spread of the virus. In the spring of 2021, the monitoring program conducted the counts for only 2-weeks, and collected only the raw, unadjusted traffic volumes. The program resumed as normal in the fall of 2021, but campus activity was still highly limited and strict safety protocols had to be followed. Six weeks (instead of the fall's usual two weeks) of data was collected to make up for the missed data in the spring. The 2000 GUP Condition G.7.a. requires traffic counts for a minimum of three times per year for an interval of 2 weeks each time. Since 2003, the established methodology for the traffic monitoring program is 6 weeks in the spring and two weeks in the fall for a total of 8 weeks of count data. The County anticipates returning to the usual program in 2022 with adjustments including six weeks of data collection in the spring and two weeks in the fall.

As described in the previous paragraph, the spring data could not be compared with the baseline, but the fall data can. In the spring, AECOM compared the raw, unadjusted data with the newly compiled historic raw, unadjusted data from the previous 19 years. Two weeks of data in the spring of 2021 found an average AM peak-hour traffic volume of 2,280. This is compared with the AM peak-hour average of 4,091 from the 19 years of data collected outside of pandemic times. Two weeks of data in the spring of 2021 found an average PM peak-hour traffic volume of 2,584. This is compared with the PM peak-hour average of 4,355 from the 19 years of data collected not during the COVID-19 pandemic. Thus, spring 2021 monitoring under pandemic conditions shows traffic at only slightly more than half of normal levels which means that the County can consider them in compliance with their no-net-new trips requirement and no trip credits are necessary.

In the fall the traffic volumes and adjustment data was collected as usual, but for 6 weeks instead of the fall's usual two weeks. This is to make up for the missing data in the spring. Six weeks of adjusted data showed an adjusted AM Peak Hour of 2,719 which is 600 trips below the 2001 adjusted average of 3,319. Six weeks of adjusted data showed an adjusted PM Peak Hour of 2,892 which is 554 trips below the 2001 adjusted average of 3,446. **Stanford University is in compliance with the 2000 GUP no-net-new-trips requirement in 2021.**

5 SUMMARY AND COMPARISON OF PREVIOUS REPORTS

As previously described, the full traffic monitoring program including the adjustments was only conducted in the fall of 2021 for six weeks (instead of the fall's usual two weeks after six weeks in the spring). The spring 2021 counts only included the raw traffic volumes at the campus perimeter that did not undergo the usual parking and cut-through traffic adjustments. This is the result of the COVID-19 pandemic and associated campus closure. Consequently, this year's data, while still compliant with the established methodology, is somewhat different than in the past.

The purpose of the Stanford University Traffic Monitoring Program is to compare the volume of traffic entering and exiting the Stanford Campus during the weekday inbound AM peak and the outbound PM peak, respectively, to a traffic baseline. This comparison is performed on an annual basis. The requirements for establishing the traffic baseline and performing annual comparisons to the baseline are contained in the December 2000 Stanford Community Plan/GUP/Environmental Impact Report (EIR) and in the 2000 Stanford GUP. Stanford University is required to attain a "no net new commute trip" standard, as defined in the 2000 GUP and EIR.

Condition of Approval G.7. in the 2000 GUP outlines the process for establishing the baseline counts and for continuing monitoring in subsequent years. The approved process is summarized as follows:

- Weekday peak-hour traffic is counted at least three times per year for a 2-week interval each time. The established methodology dictates that eight weeks of counts are averaged to show the annual traffic level.
- All counts are recorded at 16 campus entry and exit points which form a cordon around the campus.
- License plate numbers are recorded for each vehicle entering and exiting to determine the volume of cut-through traffic.
- Cordon volumes are adjusted to account for parking lots within the cordon used by the hospital (these volumes are subtracted from the cordon line counts) and parking lots outside the cordon used by the University (these volumes are added to the cordon line counts).¹
- A peak hour is then established for the campus based on the cordon line counts, adjusted for cut-through traffic and parking.

Condition of Approval G.6 in the 2000 GUP defines the peak commute directions as entering the campus in the morning peak commute hour and leaving the campus in the evening commute hour. The peak AM and PM commute hours are defined as the 1-hour intervals with the highest volume of traffic between 7 AM and 9 AM and between 4 PM and 6 PM, respectively, as defined by the counts. Therefore, the two peak hours are considered to be independent events. For example, an increase in AM peak traffic beyond the 1 percent trigger for 2 out of 3 years would trigger the additional elements of the monitoring program without a change, or a decrease, in the PM peak traffic. Also, a significant increase during one year in the AM and a sufficient increase (beyond the 1 percent trigger) in the PM for the following year would not

¹ This methodology changed during 2018. These data were only available in the spring of 2018. In the fall of 2018, because Stanford's contractor did not deliver the needed data for this portion of the calculation, AECOM instead used fall 2017 data as a placeholder. In the spring of 2019, 2017 data were again used because Stanford collected the data itself and it is inappropriate for Stanford to monitor its own traffic for compliance with the GUP. In the fall of 2019, however, AECOM and Stanford worked together to collect and summarize the required data. A memo released with the 2019 annual report provided a summary, discussion, and recommendations for how this process should be conducted in the future, based on our observations from fall 2019.

trigger additional mitigation. Detailed information on the count results for each year from 2001 to the present is presented later in this section of the report.

These data collection efforts have taken place for two decades, creating the opportunity to look for trends over time. Because only raw traffic counts were collected in 2020 and spring of 2021 due to the COVID-19 pandemic shelter in place order, Figure 6 displays the total raw, unadjusted traffic counts for the AM and PM peak hours from 2001 through 2021 for comparison. . Figure 7 displays the historical trends in the adjusted data (except for 2020 when it was not collected). The baseline and thresholds are based on adjusted data.

Figure 5 Peak-Hour (AM and PM) Traffic Volume Trends (Raw Traffic Data) 2001- 2021

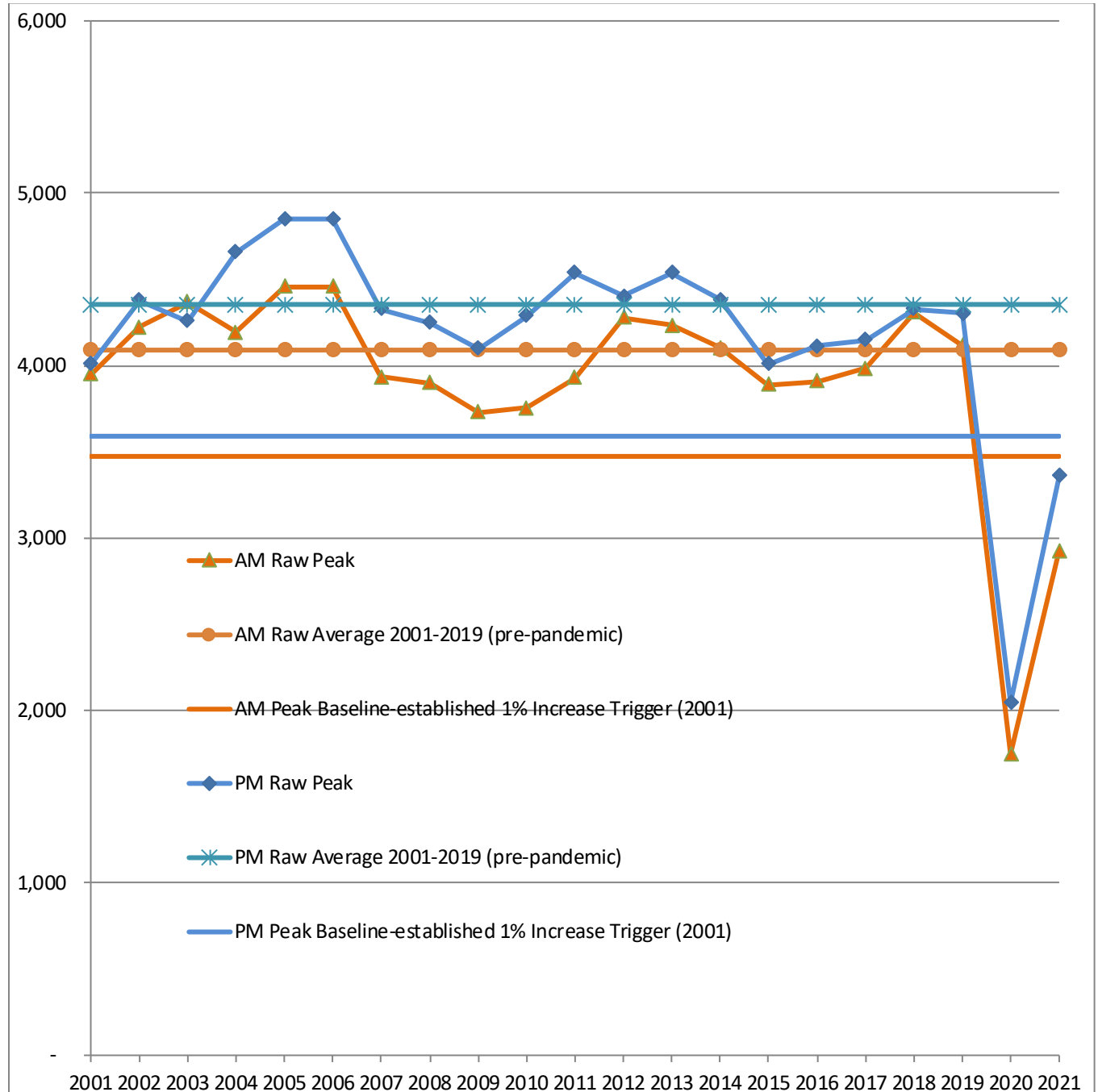
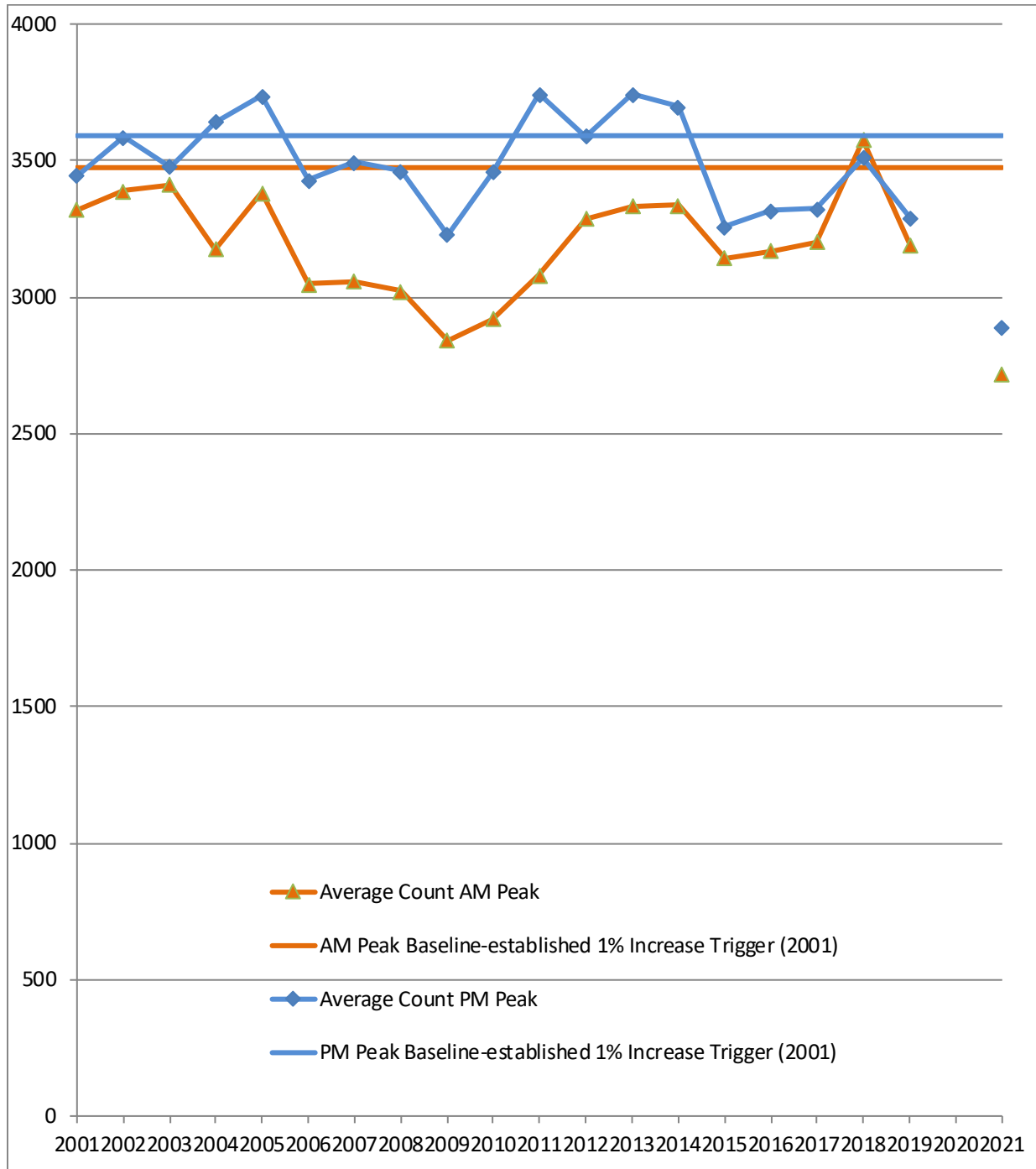


Figure 7 Peak-Hour (AM and PM) Traffic Volume Trends (Adjusted Traffic Data) 2001- 2021



As described throughout this document, 2021 represented a “hybrid” year in the monitoring program. In the spring, only raw counts were collected for two weeks, similar to how the program was executed in 2020, due to the COVID-19 pandemic and associated closure of the campus. In the fall, the data collection returned to normal, but for six weeks instead of the fall’s usual two weeks, to make up for the missed data from the spring. The spring 2021 report contains a full discussion of the raw, unadjusted spring data. Two weeks of data in the spring of 2021 found an average AM peak-hour traffic volume of 2,280. This is compared with the AM peak-hour average of 4,091 from the 19 years of data when there

was not a public health crisis. Two weeks of data in the spring of 2021 found an average PM peak-hour traffic volume of 2,584. This is compared with the PM peak-hour average of 4,355 from the 19 years of data collected under normal conditions. Thus, spring 2021 traffic counts during pandemic conditions showed traffic at slightly more than half of normal levels. In the fall, the monitoring program collected all the data required to compare traffic levels to the baseline.

The 2021 Monitoring Report concludes that the adjusted AM inbound count in the fall totaled 2,719 vehicles. This represents a decrease of 600 vehicles from baseline; it is 720 vehicles below the 90 percent confidence interval and 755 vehicles below the 1 percent established trigger. The PM outbound count for the fall totaled 2,892 vehicles, which is a decrease of 554 vehicles from the baseline; it is below the 90 percent confidence interval by 663 vehicles and below the 1 percent increase trigger by 699 vehicles.

The media reported consistent results based on data collection in larger geographic areas. Specifically, the San Francisco Chronicle published TomTom traffic data on Aug. 2, 2021 that “the average traffic congestion on weekdays in 2021 ranges anywhere from 64% to 81% of pre-pandemic levels, congestion on Saturdays (90%) and Sundays (93%) is much closer to reaching 2019 averages. In San Jose, daily average traffic congestion remains about 55% less than 2019 levels but has seen a 23% increase in average congestion on weekends.”² The article shows detailed data by month including April 2021 (when the spring counts were collected; data for fall 2021 is not yet released) where traffic congestion remains consistently lower than 2019 before the pandemic shut down.

The following is a summary of the Baseline report prepared in 2001 and of the 20 years of monitoring from 2002 through 2021.

5.1 Traffic Baseline Report

The Traffic Baseline Report represents the first year of traffic monitoring. This report established the baseline conditions to which subsequent years are compared.

5.1.1 Stanford University Traffic Monitoring Report – 2001 GUP Baseline

The 2001 Baseline Report was originally issued on July 3, 2002. An update to that report was issued on October 15, 2003. In accordance with the provisions of the GUP, this original Traffic Baseline Report established the standard for measuring future traffic impacts to the “no net new commute” standard. No conclusions were drawn from this report.

The following were the count dates of the 2001 Baseline Report:

- Week of April 2, 2001
- Week of April 9, 2001
- Week of April 23, 2001
- Week of April 30, 2001
- Week of May 7, 2001
- Week of May 14, 2001
- Week of October 22, 2001
- Week of October 29, 2001

The following were the results of the 2001 Baseline Monitoring:

Inbound AM:

Average count	3,319
90 percent confidence interval	± 120
Significant traffic increase	3,439

² <https://www.sfchronicle.com/sf/article/Data-shows-weekend-traffic-congestion-is-rising-16352725.php> accessed on 9/2/2021, data from TomTom https://www.tomtom.com/en_gb/traffic-index/san-francisco-traffic accessed on 9/2/2021

1 percent increase trigger	3,474
<u>Outbound PM:</u>	
Average	3,446
90 percent confidence interval	± 109
Significant traffic increase	3,555
1 percent increase trigger	3,591

5.1.2 Stanford University Traffic Monitoring Report – 2002 Monitoring Report #1

The 2002 Monitoring Report was originally issued in July 2003. The count dates for the 2002 Monitoring Report were as follows:

- Week of April 15, 2002
- Week of April 22, 2002
- Week of April 29, 2002
- Week of May 6, 2002
- Week of May 13, 2002
- Week of May 20, 2002
- Week of October 14, 2002
- Week of October 21, 2002

The 2002 Monitoring Report concluded that the adjusted AM inbound count totaled 3,390 vehicles. This represents an increase of 71 vehicles, which fell within the 90 percent confidence interval and did not represent a significant AM inbound traffic increase. The PM outbound count totaled 3,678 vehicles, which was an increase of 232 vehicles from the baseline and was higher than the 90 percent confidence interval. This count exceeded the 1 percent trigger of 3,591 vehicles by 87. The following is a summary of the results of the 2002 Monitoring Report, contained in the July 2003 document.

Inbound AM:

Adjusted average 2002 count	3,390
Baseline-established 90 percent confidence interval (2001)	± 120
Baseline-established significant traffic increase (2001)	3,439
Baseline-established 1 percent increase trigger (2001)	3,474
Result (falls below the 1 percent trigger by 84)	-84

Outbound PM:

Adjusted average 2002 count	3,678
Baseline-established 90 percent confidence interval (2001)	± 109
Baseline-established significant traffic increase (2001)	3,555
Baseline-established 1 percent increase trigger (2001)	3,591
Result (232 increase in vehicles exceeds the trigger by 87 vehicles)	+87

5.1.2.1 Adjustment 1 to 2002 Monitoring Report

An update to the original 2002 Monitoring Report was issued on October 15, 2003. Following the publication of the July 2003 report, Stanford and the County separately analyzed traffic data for the Stanford Homecoming Week. Based on consultation with Stanford and independent analysis of County consultant traffic data, the County determined that data collected for the week of Homecoming should not be included in the comparison data set. The rationale for this decision was that this event (Homecoming) had been ongoing for years, was not included in the baseline count, and would continue to be an annual event. The County communicated to Stanford that other future “large events” would not be excluded from future counts. The revised report substituted the week of October 28, 2002, for the previously counted week of October 14, 2002. The following are the results of the Revised 2002 Monitoring Report.

Inbound AM:

Adjusted average 2002 count	3,287
Baseline-established 90 percent confidence interval (2001)	± 120
Baseline-established significant traffic increase (2001)	3,439
Baseline-established 1 percent increase trigger (2001)	3,474
Result (falls below the 1 percent trigger by 187)	-187

Outbound PM:

Adjusted average 2002 count	3,598
Baseline-established 90 percent confidence interval (2001)	± 109
Baseline-established significant traffic increase (2001)	3,555
Baseline-established 1 percent increase trigger (2001)	3,591
Result (152 increase in vehicles exceeds the trigger by seven vehicles)	+7

5.1.2.2 Adjustment 2 to the 2002 Monitoring Report

Subsequent to the first adjustment to the 2002 Monitoring Report, Stanford informed the County that additional Marguerite shuttle runs had been introduced to campus since the completion of the baseline count and thus were counted in the Year 1 (2002) comparison counts. This addition resulted in an increase of 12 vehicles in each peak hour. County staff determined that these new bus lines should be subtracted from the comparison count. This determination led to the following end result:

Inbound AM:

Adjusted average 2002 count	3,275
Baseline-established 90 percent confidence interval (2001)	± 120
Baseline-established significant traffic increase (2001)	3,439
Baseline-established 1 percent increase trigger (2001)	3,474
Result (falls below the 1 percent trigger by 199)	-199

Outbound PM:

Adjusted average 2002 count	3,586
Baseline-established 90 percent confidence interval (2001)	± 109
Baseline-established significant traffic increase (2001)	3,555
Baseline-established 1 percent increase trigger (2001)	3,591
Result (falls below the 1 percent trigger by five vehicles)	-5

The AM inbound adjusted average shows a decrease of 44 vehicles from the baseline; this decrease falls within the 90 percent confidence interval of ± 120. Because the established 1 percent increase trigger requirement is not met, no additional mitigation is required.

The PM outbound adjusted average shows an increase of 140 vehicles from the baseline count; this increase falls above the +90 percent confidence interval by 31 vehicles. This increase falls below the 1 percent increase trigger by five vehicles. Because the established 1 percent increased trigger requirement is not met, no additional mitigation is required. The 2002 volumes compared to 2001 baseline volumes do not constitute a statistically significant increase in either the AM or the PM peak hours and no mitigation measure is required.

5.1.3 Stanford University Traffic Monitoring Report – 2003 Monitoring Report #2

This section summarizes the 2003 Monitoring Report. The count dates for the 2003 Monitoring Report were as follows:

- Week of April 7, 2003
- Week of April 21, 2003
- Week of April 28, 2003
- Week of May 5, 2003
- Week of May 12, 2003
- Week of May 19, 2003
- Week of September 29, 2003
- Week of October 20, 2003

The 2003 Monitoring Report concluded that the adjusted AM inbound count totaled 3,413 vehicles. This represents an increase of 94 vehicles, which fell within the 90 percent confidence interval and did not represent a significant AM inbound traffic increase. The PM outbound count totaled 3,476 vehicles, which was an increase of 30 vehicles from the baseline, and also fell within the 90 percent confidence interval. The following is a summary of the results of the 2003 Monitoring Report.

Inbound AM:

Adjusted average 2003 count	3,413
Baseline-established 90 percent confidence interval (2001)	± 120
Baseline-established significant traffic increase (2001)	3,439
Baseline-established 1 percent increase trigger (2001)	3,474
Result (falls below the 90 percent confidence interval by 26)	-26
Result (falls below the 1 percent trigger by 61 vehicles)	-61

Outbound PM:

Adjusted average 2003 count	3,476
Baseline-established 90 percent confidence interval (2001)	± 109
Baseline-established significant traffic increase (2001)	3,555
Baseline-established 1 percent increase trigger (2001)	3,591
Result (falls below the 90 percent confidence interval by 79 vehicles)	-79
Result (falls below the 1 percent trigger by 115 vehicles)	-115

5.1.4 Stanford University Traffic Monitoring Report – 2004 Monitoring Report #3

This section summarizes the 2004 Monitoring Report. The count dates for the 2004 Monitoring Report were as follows:

- Week of April 12, 2004
- Week of April 19, 2004
- Week of April 26, 2004
- Week of May 3, 2004
- Week of May 10, 2004
- Week of May 17, 2004
- Week of September 27, 2004
- Week of October 4, 2004

The 2004 Monitoring Report concluded that the adjusted AM inbound count totaled 3,176 vehicles. This represents a decrease of 143 vehicles, which fell within the 90 percent confidence interval and did not represent a significant AM inbound traffic increase. The PM outbound count totaled 3,642 vehicles, which was an increase of 196 vehicles from the baseline; it is 87 vehicles above 90 percent confidence interval and 51 vehicles more than the 1 percent established trigger. The following is a summary of the results of the initial 2004 Monitoring Report.

Inbound AM:

Adjusted average 2004 count	3,176
Baseline-established 90 percent confidence interval (2001)	± 120
Baseline-established significant traffic increase (2001)	3,439
Baseline-established 1 percent increase trigger (2001)	3,474
Result (falls below the 90 percent confidence interval by 263)	-263
Result (falls below the 1 percent trigger by 298 vehicles)	-298

Outbound PM:

Adjusted average 2004 count	3,642
Baseline-established 90 percent confidence interval (2001)	± 109
Baseline-established significant traffic increase (2001)	3,555
Baseline-established 1 percent increase trigger (2001)	3,591
Result (falls above the 90 percent confidence interval by 87 vehicles)	+87
Result (falls above the 1 percent trigger by 51 vehicles)	+51

Outbound PM:

Adjusted average 2004 count	3,642
Baseline-established 90 percent confidence interval (2001)	± 109
Baseline-established significant traffic increase (2001)	3,555
Baseline-established 1 percent increase trigger (2001)	3,591
Result (falls above the 90 percent confidence interval by 87 vehicles)	+87
Result (falls above the 1 percent trigger by 51 vehicles)	+51
2004 trip credit	-66
Result with trip credit (falls below the 1 percent trigger by 15 vehicles)	-15

5.1.5 Stanford University Traffic Monitoring Report – 2005 Monitoring Report #4

This section summarizes the 2005 Monitoring Report. The count dates for the 2005 Monitoring Report were as follows:

- Week of April 4, 2005
- Week of April 11, 2005
- Week of April 18, 2005
- Week of April 25, 2005
- Week of May 2, 2005
- Week of May 9, 2005
- Week of September 26, 2005
- Week of October 3, 2005

The 2005 Monitoring Report concluded that the adjusted AM inbound count totaled 3,383 vehicles. This represents an increase of 64 vehicles, which fell within the 90 percent confidence interval and did not represent a significant AM inbound traffic increase. The PM outbound count totaled 3,735 vehicles, which was an increase of 289 vehicles from the baseline; it is above the 90 percent confidence interval by 180 vehicles and above the 1 percent increase trigger by 144 vehicles. The following is a summary of the results of the 2005 Monitoring Report.

Inbound AM:

Adjusted average 2005 count	3,383
Baseline-established 90 percent confidence interval (2001)	± 120
Baseline-established significant traffic increase (2001)	3,439
Baseline-established 1 percent increase trigger (2001)	3,474
Result (falls below the 90 percent confidence interval by 56)	-56
Result (falls below the 1 percent trigger by 91 vehicles)	-91

Outbound PM:

Adjusted average 2005 count	3,735
Baseline-established 90 percent confidence interval (2001)	± 109
Baseline-established significant traffic increase (2001)	3,555
Baseline-established 1 percent increase trigger (2001)	3,591
Result (falls above the 90 percent confidence interval by 180 vehicles)	+180
Result (falls above the 1 percent trigger by 144 vehicles)	+144

The 2000 Stanford GUP Condition G.8. specifies that the County will recognize and “credit” Stanford’s off-campus trip reduction efforts within defined geographic boundaries. These credits will be applied to Stanford’s attainment of the “no net new commute trip” standard. In 2003, Stanford and the County discussed potential methodologies for providing credits to Stanford. The County developed draft guidelines, which were reviewed by the Community Resource Group. The Planning Office approved the final guidelines on October 9, 2003. These guidelines are presented in the “Stanford Traffic Cordon Count Credit Guidelines,” dated October 28, 2003.

On April 24, 2006, Stanford submitted a 2005 trip credit report that was reviewed by AECOM. This report documented a credit of 174 trips for the increase in the number of bus trips across the cordon points and the number of transit passengers served outside the cordon area in the PM peak hour between the 2001 baseline and 2005. Using the new Marguerite shuttle Automated Transportation Management System, the number of passengers getting on and off the shuttle at each stop was counted. Most of the trip credits claimed are for passengers (primarily Stanford Hospital employees) getting on the shuttle outside the cordon area and traveling to the Palo Alto Caltrain station. As outlined in the adopted guidelines, full credits are claimed for trips in the peak commute direction, and one-third credits are claimed for trips in the reverse direction. Pass-through credits are claimed for those passengers who board outside the cordon, pass through the campus, and then alight outside the campus, based on onboard surveys. As

summarized below, with the trip credit of 174 trips, Stanford did not exceed the no net new commute trip standard, based on the 2005 monitoring program.

Outbound PM:

Adjusted average 2005 count	3,735
Baseline-established 90 percent confidence interval (2001)	± 109
Baseline-established significant traffic increase (2001)	3,555
Baseline-established 1 percent increase trigger (2001)	3,591
Result (falls above the 90 percent confidence interval by 180 vehicles)	+180
Result (falls above the 1 percent trigger by 144 vehicles)	+144
2005 trip credit	-174
Result with trip credit (falls below the 1 percent trigger by 30 vehicles)	-30

5.1.6 Stanford University Traffic Monitoring Report – 2006 Monitoring Report #5

This section summarizes the 2006 Monitoring Report. The count dates for the 2006 Monitoring Report were as follows:

- Week of April 17, 2006
- Week of April 24, 2006
- Week of May 1, 2006
- Week of May 8, 2006
- Week of May 15, 2006
- Week of May 22, 2006
- Week of October 16, 2006
- Week of October 23, 2006

The 2006 Monitoring Report concluded that the adjusted AM inbound count totaled 3,048 vehicles. This represents a decrease of 271 vehicles from baseline, falls within the 90 percent confidence interval, and does not represent a significant AM inbound traffic increase. The PM outbound count totaled 3,427 vehicles, which was a decrease of 19 vehicles from the baseline; it is 128 vehicles below the 90 percent confidence interval and 164 vehicles below the 1 percent established trigger. The following is a summary of the results of the 2006 Monitoring Report.

Inbound AM:

Adjusted average 2006 count	3,048
Baseline-established 90 percent confidence interval (2001)	± 120
Baseline-established significant traffic increase (2001)	3,439
Baseline-established 1 percent increase trigger (2001)	3,474
Result (falls below the 90 percent confidence interval by 391 vehicles)	-391
Result (falls below the 1 percent increase trigger by 426 vehicles)	-426

Outbound PM:

Adjusted average 2006 count	3,427
Baseline-established 90 percent confidence interval (2001)	± 109
Baseline-established significant traffic increase (2001)	3,555
Baseline-established 1 percent increase trigger (2001)	3,591
Result (falls below the 90 percent confidence interval by 128 vehicles)	-128
Result (falls below the 1 percent trigger by 164 vehicles)	-164

5.1.7 Stanford University Traffic Monitoring Report – 2007 Monitoring Report #6

This section summarizes the 2007 Monitoring Report. The count dates for the 2007 Monitoring Report were as follows:

- Week of April 9, 2007
- Week of April 16, 2007
- Week of April 23, 2007
- Week of April 30, 2007
- Week of May 7, 2007
- Week of May 14, 2007
- Week of October 15, 2007
- Week of October 22, 2007

The 2007 Monitoring Report concluded that the adjusted AM inbound count totaled 3,058 vehicles. This represents a decrease of 261 vehicles from baseline. The PM outbound count totaled 3,494 vehicles, which is an increase of 48 vehicles from the baseline; it is 61 vehicles below the 90 percent confidence interval and 97 vehicles below the 1 percent established trigger. The following is a summary of the results of the 2007 Monitoring Report.

Inbound AM:

Adjusted average 2007 count	3,058
Baseline-established 90 percent confidence interval (2001)	± 120
Baseline-established significant traffic increase (2001)	3,439
Baseline-established 1 percent increase trigger (2001)	3,474
Result (falls below the 90 percent confidence interval by 381 vehicles)	-381
Result (falls below the 1 percent increase trigger by 416 vehicles)	-416

Outbound PM:

Adjusted average 2007 count	3,494
Baseline-established 90 percent confidence interval (2001)	± 109
Baseline-established significant traffic increase (2001)	3,555
Baseline-established 1 percent increase trigger (2001)	3,591
Result (falls below the 90 percent confidence interval by 61 vehicles)	-61
Result (falls below the 1 percent trigger by 97 vehicles)	-97

5.1.8 Stanford University Traffic Monitoring Report – 2008 Monitoring Report #7

This section summarizes the 2008 Monitoring Report. The count dates for the 2008 Monitoring Report were as follows:

- Week of April 7, 2008
- Week of April 14, 2008
- Week of April 21, 2008
- Week of April 28, 2008
- Week of May 5, 2008
- Week of May 12, 2008
- Week of October 13, 2008
- Week of October 20, 2008

The 2008 Monitoring Report concluded that the adjusted AM inbound count totaled 3,020 vehicles. This represents a decrease of 299 vehicles from baseline, falls within the 90 percent confidence interval, and does not represent a significant AM inbound traffic increase. The PM outbound count totaled 3,460 vehicles, which is an increase of 14 vehicles from the baseline; it is 95 vehicles below the 90 percent confidence interval and 131 vehicles below the 1 percent established trigger. The following is a summary of the results of the 2008 Monitoring Report.

Inbound AM:

Adjusted average 2008 count	3,020
Baseline-established 90 percent confidence interval (2001)	± 120
Baseline-established significant traffic increase (2001)	3,439
Baseline-established 1 percent increase trigger (2001)	3,474
Result (falls below the 90 percent confidence interval by 419 vehicles)	-419
Result (falls below the 1 percent increase trigger by 454 vehicles)	-454

Outbound PM:

Adjusted average 2008 count	3,460
Baseline-established 90 percent confidence interval (2001)	± 109
Baseline-established significant traffic increase (2001)	3,555
Baseline-established 1 percent increase trigger (2001)	3,591
Result (falls below the 90 percent confidence interval by 95 vehicles)	-95
Result (falls below the 1 percent trigger by 131 vehicles)	-131

5.1.9 Stanford University Traffic Monitoring Report – 2009 Monitoring Report #8

This section summarizes the 2009 Monitoring Report. The count dates for the 2009 Monitoring Report were as follows:

- Week of April 13, 2009
- Week of April 20, 2009
- Week of April 27, 2009
- Week of May 4, 2009
- Week of May 11, 2009
- Week of May 18, 2009
- Week of October 5, 2009
- Week of October 12, 2009

The 2009 Monitoring Report concluded that the adjusted AM inbound count totaled 2,840 vehicles. This represents a decrease of 479 vehicles from baseline, falls within the 90 percent confidence interval, and does not represent a significant AM inbound traffic increase. The PM outbound count totaled 3,227 vehicles, which is a decrease of 219 vehicles from the baseline; it is 328 vehicles below the 90 percent confidence interval and 364 vehicles below the 1 percent established trigger. The following is a summary of the results of the 2009 Monitoring Report.

Inbound AM:

Adjusted average 2009 count	2,840
Baseline-established 90 percent confidence interval (2001)	± 120
Baseline-established significant traffic increase (2001)	3,439
Baseline-established 1 percent increase trigger (2001)	3,474
Result (falls below the 90 percent confidence interval by 599 vehicles)	-599
Result (falls below the 1 percent increase trigger by 634 vehicles)	-634

Outbound PM:

Adjusted average 2009 count	3,227
Baseline-established 90 percent confidence interval (2001)	± 109
Baseline-established significant traffic increase (2001)	3,555
Baseline-established 1 percent increase trigger (2001)	3,591
Result (falls below the 90 percent confidence interval by 328 vehicles)	-328
Result (falls below the 1 percent increase trigger by 364 vehicles)	-364

5.1.10 Stanford University Traffic Monitoring Report – 2010 Monitoring Report #9

This section summarizes the 2010 Monitoring Report. The count dates for the 2010 Monitoring Report were as follows:

- Week of April 5, 2010
- Week of April 19, 2010
- Week of April 26, 2010
- Week of May 3, 2010
- Week of May 10, 2010
- Week of May 17, 2010
- Week of October 25, 2010
- Week of November 1, 2010

The 2010 Monitoring Report concluded that the adjusted AM inbound count totaled 2,921 vehicles. This represents a decrease of 398 vehicles from baseline falls below the 90 percent confidence interval; it does not represent a significant AM inbound traffic increase. The PM outbound count totaled 3,459 vehicles, which is an increase of 13 vehicles from the baseline; it is 96 vehicles below the 90 percent confidence interval and 132 vehicles below the 1 percent established trigger. The following is a summary of the results of the 2010 Monitoring Report.

Inbound AM:

Adjusted average 2010 count	2,921
Baseline-established 90 percent confidence interval (2001)	± 120
Baseline-established significant traffic increase (2001)	3,439
Baseline-established 1 percent increase trigger (2001)	3,474
Result (falls below the 90 percent confidence interval by 518 vehicles)	-518
Result (falls below the 1 percent increase trigger by 553 vehicles)	-553

Outbound PM:

Adjusted average 2010 count	3,459
Baseline-established 90 percent confidence interval (2001)	± 109
Baseline-established significant traffic increase (2001)	3,555
Baseline-established 1 percent increase trigger (2001)	3,591
Result (falls below the 90 percent confidence interval by 96 vehicles)	-96
Result (falls below the 1 percent increase trigger by 132 vehicles)	-132

5.1.11 Stanford University Traffic Monitoring Report – 2011 Monitoring Report #10

This section summarizes the 2011 Monitoring Report. The count dates for the 2011 Monitoring Report were as follows:

- Week of April 18, 2011
- Week of April 25, 2011
- Week of May 2, 2011
- Week of May 9, 2011
- Week of May 16, 2011
- Week of May 23, 2011
- Week of October 24, 2011
- Week of October 31, 2011

The 2011 Monitoring Report concluded that the adjusted AM inbound count totaled 3,081 vehicles. This represents a decrease of 238 vehicles from baseline, falls within the 90 percent confidence interval, and does not represent a significant AM inbound traffic increase. The PM outbound count totaled 3,743 vehicles, which is an increase of 297 vehicles from the baseline; it is above the 90 percent confidence interval by 188 vehicles and above the 1 percent increase trigger by 152 vehicles. The following is a summary of the results of the 2011 Monitoring Report.

Inbound AM:

Adjusted average 2011 count	3,081
2001 baseline	3,319
Baseline-established 90 percent confidence interval (2001)	± 120
Baseline-established significant traffic increase (2001)	3,439
Baseline-established 1 percent increase trigger (2001)	3,474
Result (falls below the 90 percent confidence interval by 358 vehicles)	-358
Result (falls below the 1 percent increase trigger by 393 vehicles)	-393

Outbound PM:

Adjusted average 2011 count	3,743
2001 baseline	3,446
Baseline-established 90 percent confidence interval (2001)	± 109
Baseline-established significant traffic increase (2001)	3,555
Baseline-established 1 percent increase trigger (2001)	3,591
Result (exceeds the 90 percent confidence interval by 188 vehicles)	+188
Result (exceeds the 1 percent trigger by 152 vehicles)	+152

The 2000 Stanford GUP Condition G.8. specifies that the County will recognize and “credit” Stanford’s off-campus trip reduction efforts within defined geographic boundaries. These credits will be applied to Stanford’s attainment of the “no net new commute trip” standard. In 2003, Stanford and the County discussed potential methodologies for providing credits to Stanford. The County developed draft guidelines, which were reviewed by the Community Resource Group. The Planning Office approved the final guidelines on October 9, 2003. These guidelines are presented in the “Stanford Traffic Cordon Count Credit Guidelines,” dated October 28, 2003.

On February 24, 2012, Stanford submitted a 2011 trip credit report that was reviewed by AECOM. This report documented a credit of 203 trips for the increase in the number of bus trips across the cordon points and the number of transit passengers served outside the cordon area in the PM peak hour between the 2001 baseline and 2011. As outlined in the adopted guidelines, full credits are claimed for trips in the peak commute direction, and one-third credits are claimed for trips in the reverse direction. As summarized below, with the trip credit of 203 trips, Stanford does not exceed the no net new commute trip standard, based on the 2011 monitoring program.

Outbound PM:

Adjusted average 2011 count	3,743
2001 baseline	3,446
Baseline-established 90 percent confidence interval (2001)	± 109
Baseline-established significant traffic increase (2001)	3,555
Baseline-established 1 percent increase trigger (2001)	3,591
Result (exceeds the 90 percent confidence interval by 188 vehicles)	+188
Result (exceeds the 1 percent trigger by 152 vehicles)	+152
2011 trip credit	-203
Result with trip credit (falls below the 1 percent trigger by 51 vehicles)	-51

5.1.12 Stanford University Traffic Monitoring Report – 2012 Monitoring Report #11

This section summarizes the 2012 Monitoring Report. The count dates for the 2012 Monitoring Report were as follows:

- Week of April 9, 2012
- Week of April 16, 2012
- Week of April 23, 2012
- Week of April 30, 2012
- Week of May 7, 2012
- Week of May 14, 2012
- Week of October 22, 2012
- Week of October 29, 2012 (not used)

The 2012 Monitoring Report concluded that the adjusted AM inbound count totaled 3,287 vehicles. This represents a decrease of 32 vehicles from baseline, falls within the 90 percent confidence interval, and does not represent a significant AM inbound traffic increase. The PM outbound count totaled 3,590 vehicles, which is an increase of 144 vehicles from the baseline; it is above the 90 percent confidence interval by 35 vehicles and below the 1 percent established trigger by one vehicle. Count information for the week of October 29, 2012 (Week 8) was not used due to irregular traffic volumes caused by the construction on Junipero Serra Boulevard. As noted earlier, monitoring is only required for a minimum of 6 weeks per year. Therefore, the data collection for 2012 meets the requirements of Condition of Approval G.7.

The following is a summary of the results of the 2012 Monitoring Report.

Inbound AM:

Adjusted average 2012 count	3,287
2001 baseline	3,319
Baseline-established 90 percent confidence interval (2001)	± 120
Baseline-established significant traffic increase (2001)	3,439
Baseline-established 1 percent increase trigger (2001)	3,474
Result (falls below the 90 percent confidence interval by 152 vehicles)	-152
Result (falls below the 1 percent increase trigger by 187 vehicles)	-187

Outbound PM:

Adjusted average 2012 count	3,590
2001 baseline	3,446
Baseline-established 90 percent confidence interval (2001)	± 109
Baseline-established significant traffic increase (2001)	3,555
Baseline-established 1 percent increase trigger (2001)	3,591
Result (exceeds the 90 percent confidence interval by 35 vehicles)	+35
Result (falls below the 1 percent trigger by one vehicle)	-1

The 2000 Stanford GUP Condition G.8. specifies that the County will recognize and “credit” Stanford’s off-campus trip reduction efforts within defined geographic boundaries. These credits will be applied to Stanford’s attainment of the “no net new commute trip” standard. In 2003, Stanford and the County discussed potential methodologies for providing credits to Stanford. The County developed draft guidelines, which were reviewed by the Community Resource Group. The Planning Office approved the final guidelines on October 9, 2003. These guidelines are presented in the “Stanford Traffic Cordon Count Credit Guidelines,” dated October 28, 2003.

On January 22, 2013, Stanford submitted a 2012 trip credit report that was reviewed by AECOM. This report documented a credit of 301 trips for the increase in the number of bus trips across the cordon points and the number of transit passengers served outside the cordon area in the PM peak hour between the 2001 baseline and 2012. As outlined in the adopted guidelines, full credits are claimed for

trips in the peak commute direction and 1/3 credit claimed for trips in the reverse direction. The following is a summary of the 2012 Outbound PM results with the trip credit of 301 trips.

Outbound PM:

Adjusted average 2012 count	3,590
2001 baseline	3,446
Baseline-established 90 percent confidence interval (2001)	± 109
Baseline-established significant traffic increase (2001)	3,555
Baseline-established 1 percent increase trigger (2001)	3,591
Result (exceeds the 90 percent confidence interval by 35 vehicles)	+35
Result (falls below the 1 percent trigger by one vehicle)	-1
2012 trip credit	-301
Result with trip credit (falls below the 1 percent trigger by 302 vehicles)	-302

5.1.13 Stanford University Traffic Monitoring Report – 2013 Monitoring Report #12

This section summarizes the 2013 Monitoring Report. The count dates for the 2013 Monitoring Report were as follows:

- Week of April 8, 2013
- Week of April 15, 2013
- Week of April 22, 2013
- Week of April 29, 2013
- Week of May 6, 2013
- Week of May 13, 2013
- Week of October 21, 2013
- Week of October 28, 2013

The 2013 Monitoring Report concluded that the adjusted AM inbound count totaled 3,332 vehicles. This represents an increase of 13 vehicles from baseline; it is 107 vehicles below the 90 percent confidence interval and 142 vehicles below the 1 percent established trigger. The PM outbound count totaled 3,744 vehicles, which is an increase of 298 vehicles from the baseline and is above the 90 percent confidence interval by 189 vehicles and above the 1 percent increase trigger by 153 vehicles.

The following is a summary of the 2013 Monitoring Report results.

Inbound AM:

Adjusted average 2013 count	3,332
2001 baseline	3,319
Baseline-established 90 percent confidence interval (2001)	± 120
Baseline-established significant traffic increase (2001)	3,439
Baseline-established 1 percent increase trigger (2001)	3,474
Result (falls below the 90 percent confidence interval by 107 vehicles)	-107
Result (falls below the 1 percent increase trigger by 142 vehicles)	-142

Outbound PM:

Adjusted average 2013 count	3,744
2001 baseline	3,446
Baseline-established 90 percent confidence interval (2001)	± 109
Baseline-established significant traffic increase (2001)	3,555
Baseline-established 1 percent increase trigger (2001)	3,591
Result (exceeds the 90 percent confidence interval by 189 vehicles)	+189
Result (exceeds the 1 percent trigger by 153 vehicles)	+153

The 2000 Stanford GUP Condition G.8. specifies that the County will recognize and “credit” Stanford’s off-campus trip reduction efforts within defined geographic boundaries. These credits will be applied to Stanford’s attainment of the “no net new commute trip” standard. In 2003, Stanford and the County discussed potential methodologies for providing credits to Stanford. The County developed draft guidelines, which were reviewed by the Community Resource Group. The Planning Office approved the final guidelines on October 9, 2003. These guidelines are presented in the “Stanford Traffic Cordon Count Credit Guidelines,” dated October 28, 2003.

On January 31, 2014, Stanford submitted a 2013 trip credit report that was reviewed by AECOM. This report documented a credit of 339 trips for the increase in the number of bus trips across the cordon points and the number of transit passengers served outside the cordon area in the PM peak hour between the 2001 baseline and 2013. As outlined in the adopted guidelines, full credits are claimed for trips in the peak commute direction, and one-third credits are claimed for trips in the reverse direction. The following is a summary of the 2013 Outbound PM results with the trip credit of 339 trips.

Outbound PM:

Adjusted average 2013 count	3,744
2001 baseline	3,446
Baseline-established 90 percent confidence interval (2001)	± 109
Baseline-established significant traffic increase (2001)	3,555
Baseline-established 1 percent increase trigger (2001)	3,591
Result (exceeds the 90 percent confidence interval by 189 vehicles)	+189
Result (exceeds the 1 percent trigger by 153 vehicles)	+153
2013 trip credit	-339
Result with trip credit (falls below the 1 percent trigger by 186 vehicles)	-186

5.1.14 Stanford University Traffic Monitoring Report – 2014 Monitoring Report #13

This section summarizes the 2014 Monitoring Report. The count dates for the 2014 Monitoring Report were as follows:

- Week of April 7, 2014
- Week of April 14, 2014
- Week of April 21, 2014
- Week of April 28, 2014
- Week of May 5, 2014
- Week of May 12, 2014
- Week of September 29, 2014
- Week of October 6, 2014
(October 10, 2014 data not used)

The 2014 Monitoring Report concluded that the adjusted AM inbound count totaled 3,336 vehicles. This represents an increase of 17 vehicles from baseline; it is 103 vehicles below the 90 percent confidence interval and 138 vehicles below the 1 percent established trigger. The PM outbound count totaled 3,696 vehicles, which is an increase of 250 vehicles from the baseline and is above the 90 percent confidence interval by 141 vehicles and above the 1 percent increase trigger by 105 vehicles. Count information for Friday, October 10, 2014 (Week 8) was not used because of irregular traffic volumes likely attributable to the Palo Alto Unified School District not being in session due to a staff development day and to a Stanford home football game. As noted earlier, monitoring is required for a minimum of 6 weeks per year. Therefore, the data collection for 2014 meets the requirements of Condition of Approval G.7.

The following is a summary of the 2014 Monitoring Report results.

Inbound AM:

Adjusted average 2014 count	3,336
2001 baseline	3,319
Baseline-established 90 percent confidence interval (2001)	± 120
Baseline-established significant traffic increase (2001)	3,439
Baseline-established 1 percent increase trigger (2001)	3,474
Result (falls below the 90 percent confidence interval by 103 vehicles)	-103
Result (falls below the 1 percent increase trigger by 138 vehicles)	-138

Outbound PM:

Adjusted average 2014 count	3,696
2001 baseline	3,446
Baseline-established 90 percent confidence interval (2001)	± 109
Baseline-established significant traffic increase (2001)	3,555
Baseline-established 1 percent increase trigger (2001)	3,591
Result (exceeds the 90 percent confidence interval by 141 vehicles)	+141
Result (exceeds the 1 percent trigger by 105 vehicles)	+105

The 2000 Stanford GUP Condition G.8. specifies that the County will recognize and “credit” Stanford’s off-campus trip reduction efforts within defined geographic boundaries. These credits will be applied to Stanford’s attainment of the “no net new commute trip” standard. In 2003, Stanford and the County discussed potential methodologies for providing credits to Stanford. The County developed draft guidelines, which were reviewed by the Community Resource Group. The Planning Office approved the final guidelines on October 9, 2003. These guidelines are presented in the “Stanford Traffic Cordon Count Credit Guidelines,” dated October 28, 2003.

On March 5, 2015, Stanford submitted a 2014 trip credit report that was reviewed by AECOM. This report documented a credit of 402 trips for the increase in the number of bus trips across the cordon points and the number of transit passengers served outside the cordon area in the PM peak hour between the 2001 baseline and 2014. As outlined in the adopted guidelines, full credits are claimed for trips in the peak

commute direction and one-third credits are claimed for trips in the reverse direction. The following is a summary of the 2014 Outbound PM results with the trip credit of 402 trips.

Outbound PM:

Adjusted average 2014 count	3,696
2001 baseline	3,446
Baseline-established 90 percent confidence interval (2001)	± 109
Baseline-established significant traffic increase (2001)	3,555
Baseline-established 1 percent increase trigger (2001)	3,591
Result (exceeds the 90 percent confidence interval by 141 vehicles)	+141
Result (exceeds the 1 percent trigger by 105 vehicles)	+105
2014 trip credit	-402
Result with trip credit (falls below the 1 percent trigger by 297 vehicles)	-297

5.1.15 Stanford University Traffic Monitoring Report – 2015 Monitoring Report #14

This section summarizes the 2015 Monitoring Report. The count dates for the 2015 Monitoring Report were as follows:

- Week of April 13, 2015
- Week of April 20, 2015
- Week of April 27, 2015
- Week of May 4, 2015
- Week of May 11, 2015
- Week of May 18, 2015
- Week of September 21, 2015
- Week of September 28, 2015

The 2015 Monitoring Report concluded that the adjusted AM inbound count totaled 3,142 vehicles. This represents a decrease of 177 vehicles from baseline; it is 297 vehicles below the 90 percent confidence interval and 332 vehicles below the 1 percent established trigger. The PM outbound count totaled 3,257 vehicles, which is a decrease of 189 vehicles from the baseline; it is below the 90 percent confidence interval by 298 vehicles and below the 1 percent increase trigger by 334 vehicles.

The following is a summary of the 2015 Monitoring Report results.

Inbound AM:

Adjusted average 2015 count	3,142
2001 baseline	3,319
Baseline-established 90 percent confidence interval (2001)	± 120
Baseline-established significant traffic increase (2001)	3,439
Baseline-established 1 percent increase trigger (2001)	3,474
Result (falls below the 90 percent confidence interval by 297 vehicles)	-297
Result (falls below the 1 percent increase trigger by 332 vehicles)	-332

Outbound PM:

Adjusted average 2015 count	3,257
2001 baseline	3,446
Baseline-established 90 percent confidence interval (2001)	± 109
Baseline-established significant traffic increase (2001)	3,555
Baseline-established 1 percent increase trigger (2001)	3,591
Result (falls below the 90 percent confidence interval by 298 vehicles)	-298
Result (falls below the 1 percent trigger by 334 vehicles)	-334

5.1.16 Stanford University Traffic Monitoring Report – 2016 Monitoring Report #15

This section summarizes the 2016 Monitoring Report. The count dates for the 2016 Monitoring Report were as follows:

- Week of April 4, 2016
- Week of April 11, 2016
- Week of April 18, 2016
- Week of April 25, 2016
- Week of May 2, 2016
- Week of May 9, 2016
- Week of October 17, 2016
- Week of October 24, 2016

The 2016 Monitoring Report concluded that the adjusted AM inbound count totaled 3,170 vehicles. This represents a decrease of 149 vehicles from baseline and is 269 vehicles below the 90 percent confidence interval and 304 vehicles below the 1 percent established trigger. The PM outbound count totaled 3,316 vehicles, which is a decrease of 130 vehicles from the baseline; it is below the 90 percent confidence interval by 239 vehicles and below the 1 percent increase trigger by 275 vehicles.

The following is a summary of the 2016 Monitoring Report results.

Inbound AM:

Adjusted average 2016 count	3,170
2001 baseline adjusted average	3,319
Baseline-established 90 percent confidence interval (2001)	± 120
Baseline-established significant traffic increase (2001)	3,439
Baseline-established 1 percent increase trigger (2001)	3,474
Result (falls below the 90 percent confidence interval by 269 vehicles)	-269
Result (falls below the 1 percent increase trigger by 304 vehicles)	-304

Outbound PM:

Adjusted average 2016 count	3,316
2001 baseline	3,446
Baseline-established 90 percent confidence interval (2001)	± 109
Baseline-established significant traffic increase (2001)	3,555
Baseline-established 1 percent increase trigger (2001)	3,591
Result (falls below the 90 percent confidence interval by 239 vehicles)	-239
Result (falls below the 1 percent trigger by 275 vehicles)	-275

5.1.17 Stanford University Traffic Monitoring Report – 2017 Monitoring Report #16

This section summarizes the 2017 Monitoring Report. The count dates for the 2017 Monitoring Report were as follows:

- Week of April 10, 2017
- Week of April 17, 2017
- Week of April 24, 2017
- Week of May 1, 2017
- Week of May 8, 2017
- Week of May 15, 2017
- Week of October 2, 2017
- Week of October 9, 2017

The 2017 Monitoring Report concluded that the adjusted AM inbound count totaled 3,202 vehicles. This represents a decrease of 117 vehicles from baseline; it is 237 vehicles below the 90 percent confidence interval and 272 vehicles below the 1 percent established trigger. The PM outbound count totaled 3,324 vehicles, which is a decrease of 122 vehicles from the baseline; it is below the 90 percent confidence interval by 231 vehicles and below the 1 percent increase trigger by 267 vehicles.

The following is a summary of the 2017 Monitoring Report results.

Inbound AM:	
Adjusted average 2017 count	3,202
2001 baseline	3,319
Baseline-established 90 percent confidence interval (2001)	± 120
Baseline-established significant traffic increase (2001)	3,439
Baseline-established 1 percent increase trigger (2001)	3,474
Result (falls below the 90 percent confidence interval by 237 vehicles)	-237
Result (falls below the 1 percent increase trigger by 272 vehicles)	-272
Outbound PM:	
Adjusted average 2017 count	3,324
2001 baseline	3,446
Baseline-established 90 percent confidence interval (2001)	± 109
Baseline-established significant traffic increase (2001)	3,555
Baseline-established 1 percent increase trigger (2001)	3,591
Result (falls below the 90 percent confidence interval by 231 vehicles)	-231
Result (falls below the 1 percent increase trigger by 267 vehicles)	-267

5.1.18 Stanford University Traffic Monitoring Report – 2018 Monitoring Report #17

This section summarizes the 2018 Monitoring Report. The count dates for the 2018 Monitoring Report were as follows:

- Week of April 9, 2018
- Week of April 16, 2018
- Week of April 23, 2018
- Week of April 30, 2018
- Week of May 7, 2018
- Week of May 14, 2018
- Week of October 1, 2018
- Week of October 8, 2018

The 2018 average AM inbound count of 3,575 vehicles is 256 vehicles higher than the baseline 2001 AM inbound count; 136 vehicles above than the upper boundary of the 90 percent confidence interval; and 101 vehicles above the established 1 percent trigger. Because the AM peak-hour traffic is above the trigger, Stanford Trip Credits are applied to the total to bring the number into compliance with the metric. The post-audit 2018 Trip Credits total is 595 Trip Credits.

The 2018 PM outbound count of 3,509 vehicles is 63 vehicles higher than the baseline 2001 PM outbound count; 46 vehicles lower than the upper boundary of the 90 percent confidence interval; and 82 vehicles lower than the established 1 percent trigger. The established 1 percent increase trigger requirement is not met; as a result, no mitigation is required.

The following is a summary of the 2018 Monitoring Report results. Note that these numbers have been revised, as described in the revised 2018 report (October 2019), from what was originally reported in April 2019.

Inbound AM:

Adjusted average 2018 count	3,575
Baseline-established 90 percent confidence interval (2001)	±120
Adjusted average 2001 counts	3,319
Baseline-established significant traffic increase (2001) (+)	3,439
Baseline-established 1 percent increase trigger (2001)	3,474
Results exceeded the 90 percent confidence interval by	136
Results exceed 1 percent trigger by	101
Trip credits	-595
Result of traffic performance metric	-494

Outbound PM:

Adjusted average 2018 counts	3,509
Baseline-established 90 percent confidence interval (2001)	±109
Adjusted average 2001 counts	3,446
Baseline-established significant traffic increase (2001) (+)	3,555
Baseline-established 1 percent increase trigger (2001)	3,591
Results fall below the 90 percent confidence interval by	-46
Results falls below 1 percent trigger by	-82

5.1.19 Stanford University Traffic Monitoring Report – 2019 Monitoring Report #19 (formerly 18)

This section summarizes the 2019 Monitoring Report. The count dates for the 2019 Monitoring Report were as follows:

- Week of April 8, 2019
- Week of April 15, 2019
- Week of April 22, 2019
- Week of April 29, 2019
- Week of May 6, 2019
- Week of May 13, 2019
- Week of October 14, 2019
- Week of October 21, 2019

The 2019 Monitoring Report concluded that the adjusted AM inbound count totaled 3,194 vehicles. This represents a decrease of 125 vehicles from baseline; it is 245 vehicles below the 90 percent confidence interval and 280 vehicles below the 1 percent established trigger. The PM outbound count totaled 3,293 vehicles, which is a decrease of 153 vehicles from the baseline; it is below the 90 percent confidence interval by 262 vehicles and below the 1 percent increase trigger by 298 vehicles.

The following is a summary of the 2019 Monitoring Report results.

Inbound AM:

Adjusted Average 2019 Counts	3193
Baseline-established 90 percent Confidence Interval (2001)	± 120
Adjusted Average 2001 Counts	3319
Baseline-established Significant Traffic Increase (2001) (+)	3439
Baseline-established 1 percent Increase Trigger (2001)	3474
Results Fall below the 90 percent Confidence Interval by	-246
Results Falls below 1 percent Trigger by	-281

Outbound PM:

Adjusted Average 2019 Counts	3292
Baseline-established 90 percent Confidence Interval (2001)	± 109
Adjusted Average 2001 Counts	3446
Baseline-established Significant Traffic Increase (2001) (+)	3555
Baseline-established 1 percent Increase Trigger (2001)	3591
Results Fall below the 90 percent Confidence Interval by	-263
Results Falls below 1 percent Trigger by	-299

5.1.20 Stanford University Traffic Monitoring Report – 2020 Monitoring Report #20

This section summarizes the 2020 Monitoring Report. The count dates for the 2020 Monitoring Report were as follows:

- Week of September 28, 2020
- Week of October 5, 2020

This year was highly unusual due to the 2020 COVID-19 shelter-in-place order, which was issued in March of 2020 and continued through the year. This resulted in the Stanford campus shutting down to limit the spread of the virus. The Stanford traffic monitoring program could not be conducted in the spring of 2020 because the campus was closed. In addition, the 2-week fall 2020 count included raw traffic volumes only. The methodology established for the 2000 GUP over the past 19 years requires traffic counts eight weeks per year. However, given the pandemic, the County determined that 2 weeks of raw traffic counts would be sufficient as long as the counts demonstrate reduced traffic volumes, due to the campus closures and the pandemic, when compared with the average raw counts from the previous 19 years.

As described in the previous paragraph, the data could not be compared with the baseline. Instead, AECOM compared the raw, unadjusted data with the newly compiled historic raw, unadjusted data from the previous 19 years. Two weeks of data in the fall of 2020 found an average AM peak-hour traffic volume of 1,747. This is compared with the AM peak-hour average of 4,091 from the previous 19 years of data. Two weeks of data in the fall of 2020 found an average PM peak-hour traffic volume of 2,045. This is compared with the PM peak-hour average of 4,355 from the previous 19 years of data. Thus, 2020 traffic counts during pandemic conditions showed traffic at less than half of normal levels.

5.1.21 Stanford University Traffic Monitoring Report – 2021 Monitoring Report #21

This section summarizes the 2021 Monitoring Report. The count dates for the 2021 Monitoring Report were as follows:

- Week of April 19, 2021
- Week of September 27, 2021
- Week of October 11, 2021
- Week of October 25, 2021
- Week of April 26, 2021
- Week of October 4, 2021
- Week of October 18, 2021
- Week of November 1, 2021

This year continued the highly unusual conditions which began in 2020 with the COVID-19 shelter-in-place order which began in March of 2020. The Stanford campus was closed to limit the spread of the virus. The Stanford traffic monitoring program was conducted in the spring with the raw counts only. The campus reopened in the fall of 2021 with strict safety precautions in place when the counts were conducted as usual except for six weeks instead of two, to make up for the missed data in the spring. The methodology established for the 2000 GUP over the previous 19 years requires traffic counts eight weeks per year. However, given the pandemic, the County determined that 6 weeks of adjusted traffic data in the fall with two weeks of raw traffic data in the spring would be sufficient as long as the counts demonstrate traffic volumes are below the thresholds.

As described in the previous paragraph, 2021 represented a “hybrid” year in the monitoring program. In the spring, only raw counts were collected for two weeks, similar to how the program was executed in 2020, due to the COVID-19 pandemic and associated closure of the campus. In the fall, the data collection returned to normal, but for six weeks instead of the fall’s usual two weeks, to make up for the missed data from the spring. The spring 2021 report contains a full discussion of the raw, unadjusted spring data. Two weeks of data in the spring of 2021 found an average AM peak-hour traffic volume of 2,280. This is compared with the AM peak-hour average of 4,091 from the 19 years of data when there was not a public health crisis. Two weeks of data in the spring of 2021 found an average PM peak-hour traffic volume of 2,584. This is compared with the PM peak-hour average of 4,355 from the 19 years of data collected under normal conditions. Thus, spring 2021 traffic counts during pandemic conditions showed traffic at slightly more than half of normal levels. In the fall, the monitoring program collected all the data required to compare traffic levels to the baseline.

The 2021 Monitoring Report concludes that the adjusted AM inbound fall count totaled 2,719 vehicles. This represents a decrease of 600 vehicles from baseline; it is 720 vehicles below the 90 percent confidence interval and 755 vehicles below the 1 percent established trigger. The PM outbound fall count totaled 2,892 vehicles, which is a decrease of 554 vehicles from the baseline; it is below the 90 percent confidence interval by 663 vehicles and below the 1 percent increase trigger by 699 vehicles.

The following is a summary of the 2021 Monitoring Report results for the fall.

Inbound AM:

Adjusted Average 2021 Counts	2719
Baseline-established 90 percent Confidence Interval (2001)	120
Adjusted Average 2001 Counts	3319
Baseline-established Significant Traffic Increase (2001) (+)	3439
Baseline-established 1 percent Increase Trigger (2001)	3474
Results Fall below the 90 percent Confidence Interval by	-720
Results Falls below 1 percent Trigger by	-755

Outbound PM:

Adjusted Average 2021 Counts	2892
Baseline-established 90 percent Confidence Interval (2001)	109
Adjusted Average 2001 Counts	3446
Baseline-established Significant Traffic Increase (2001) (+)	3555
Baseline-established 1 percent Increase Trigger (2001)	3591
Results Fall below the 90 percent Confidence Interval by	-663
Results Falls below 1 percent Trigger by	-699

Appendix A

Detailed Daily Cordon Counts

Client: AECOM SJ
 File Number: 2101137
 Route: CAMPUS DR WEST
 Location: N. of JUNIPERO SERRA BLVD

Site Ref: 1
 Direction: IN

Count Date	4/19/2021		4/20/2021		4/21/2021		4/22/2021		4/23/2021		Average	
Count Time	AM	PM	AM	PM	AM	PM	AM	PM	AM	PM	AM	PM
00:00	3	55	2	34	4	44	3	51	6	50	4	47
00:15	5	35	1	56	2	52	1	49	5	63	3	51
00:30	1	37	2	65	1	54	1	51	2	56	1	53
00:45	1	56	1	59	1	61	4	65	2	57	2	60
01:00	2	45	0	48	1	56	0	41	3	52	1	48
01:15	1	47	0	40	1	52	0	44	0	58	0	48
01:30	0	48	0	58	1	76	1	47	2	60	1	58
01:45	0	61	0	66	2	64	1	59	0	75	1	65
02:00	1	55	1	49	1	59	1	50	3	50	1	53
02:15	1	52	4	56	6	58	4	54	5	58	4	56
02:30	1	33	0	50	0	43	5	66	1	75	1	53
02:45	1	47	0	41	0	43	1	55	1	61	1	49
03:00	0	37	2	31	1	50	3	37	1	55	1	42
03:15	1	32	0	39	2	45	0	42	2	60	1	44
03:30	3	47	5	50	5	42	3	49	2	55	4	49
03:45	1	53	3	47	4	61	3	53	2	78	3	58
04:00	3	31	5	46	4	50	1	55	3	44	3	45
04:15	4	42	3	48	3	48	4	51	6	54	4	49
04:30	4	44	2	32	2	48	4	44	5	60	3	46
04:45	10	52	8	45	6	54	10	44	9	52	9	49
05:00	11	38	11	46	19	53	12	57	15	56	14	50
05:15	22	45	18	40	22	50	18	58	21	53	20	49
05:30	32	39	35	34	35	40	46	48	21	71	34	46
05:45	58	54	73	41	67	61	64	54	81	59	69	54
06:00	72	47	63	38	78	68	76	61	76	50	73	53
06:15	78	50	91	55	71	49	94	60	89	47	85	52
06:30	71	43	82	43	82	40	66	34	57	59	72	44
06:45	58	37	66	17	79	38	82	48	74	46	72	37
07:00	61	26	67	32	79	37	73	30	64	40	69	33
07:15	76	15	68	19	70	35	76	20	55	32	69	24
07:30	83	15	79	14	80	27	71	22	91	27	81	21
07:45	100	20	97	20	76	23	98	28	92	20	93	22
08:00	99	15	91	13	109	21	96	29	85	25	96	21
08:15	88	10	89	12	86	22	94	10	81	19	88	15
08:30	83	12	100	13	88	16	107	14	109	15	97	14
08:45	81	13	110	10	88	10	80	6	90	18	90	11
09:00	77	10	80	12	80	10	72	18	79	12	78	12
09:15	71	9	59	5	63	15	64	12	91	21	70	12
09:30	59	6	60	8	63	12	62	7	72	12	63	9
09:45	58	9	90	4	83	9	64	11	66	8	72	8
10:00	48	2	55	16	53	7	56	13	62	14	55	10
10:15	53	8	59	8	50	12	55	5	54	12	54	9
10:30	55	8	44	7	52	8	65	9	59	11	55	9
10:45	44	2	47	5	57	7	52	8	58	5	52	5
11:00	52	3	41	8	48	7	56	5	52	9	50	6
11:15	59	7	55	8	36	8	58	4	47	8	51	7
11:30	45	6	53	1	67	3	51	2	65	8	56	4
11:45	51	3	56	1	52	4	66	5	54	2	56	3
Totals	1788	1461	1878	1490	1880	1752	1924	1685	1920	1932	1878	1664
Day Total	3249		3368		3632		3609		3852		3542	
AM Pct	55.0%		55.8%		51.8%		53.3%		49.8%		53.0%	
Peak Hour	7:30	13:30	8:00	13:30	8:00	13:30	7:45	13:45	8:30	13:45	7:45	13:30
Peak Volume	370	229	390	229	371	257	395	229	369	258	374	231
P.H.F	0.9250	0.8674	0.8864	0.8674	0.8509	0.8454	0.9229	0.8674	0.8463	0.8600	0.9589	0.8885

AECOM

7:00-8:00 AM	320	169	311	171	305	200	318	194	302	210	311	189
7:15-8:15 AM	358	176	335	171	335	203	341	196	323	222	338	194
7:30-8:30 AM	370	179	356	163	351	205	359	203	349	221	357	194
7:45-8:45 AM	370	174	377	165	359	197	395	207	367	232	374	195
8:00-9:00 AM	351	176	390	161	371	204	377	217	365	239	371	199

4:00-5:00 PM	320	169	311	171	305	200	318	194	302	210	311	189
4:15-5:15 PM	358	176	335	171	335	203	341	196	323	222	338	194
4:30-5:30 PM	370	179	356	163	351	205	359	203	349	221	357	194
4:45-5:45 PM	370	174	377	165	359	197	395	207	367	232	374	195
5:00-6:00 PM	351	176	390	161	371	204	377	217	365	239	371	199

Traffic Research & Analysis, Inc.
 961 Washington Blvd., Suite 603
 Roseville, CA 95678
 (916) 772-0872

Client: AECOM SJ
 File Number: 2101136
 Route: CAMPUS DR WEST
 Location: N. of JUNIPERO SERRA BLVD

Site Ref: 1
 Direction: OUT

Count Date	4/19/2021		4/20/2021		4/21/2021		4/22/2021		4/23/2021		Average	
Count Time	AM	PM	AM	PM	AM	PM	AM	PM	AM	PM	AM	PM
00:00	6	36	7	48	9	51	8	59	6	56	7	50
00:15	5	57	10	49	3	50	6	50	6	48	6	51
00:30	2	52	2	47	1	53	5	54	6	57	3	53
00:45	1	39	3	40	4	60	4	32	2	46	3	43
01:00	4	58	5	47	2	53	4	55	3	51	4	53
01:15	0	44	2	46	1	61	2	68	5	87	2	61
01:30	1	50	2	69	2	77	2	57	3	63	2	63
01:45	1	58	1	53	1	63	0	52	1	71	1	59
02:00	1	66	2	79	5	94	1	62	0	79	2	76
02:15	1	65	3	78	4	79	1	60	7	72	3	71
02:30	1	69	10	85	9	93	8	94	7	102	7	89
02:45	3	73	1	82	1	84	1	77	1	88	1	81
03:00	0	81	4	95	3	83	3	77	5	93	3	86
03:15	0	85	2	95	2	120	3	94	2	113	2	101
03:30	0	113	0	139	0	118	2	104	0	106	0	116
03:45	2	109	1	101	1	93	1	90	3	101	2	99
04:00	1	116	2	114	0	130	1	106	2	113	1	116
04:15	0	80	1	114	2	97	2	109	2	98	1	100
04:30	3	93	2	111	5	120	1	99	1	105	2	106
04:45	3	111	1	103	5	120	2	113	4	99	3	109
05:00	2	85	3	112	0	107	4	84	5	91	3	96
05:15	3	101	2	122	5	102	3	123	1	132	3	116
05:30	4	124	3	110	2	108	6	120	0	108	3	114
05:45	20	82	19	102	12	103	23	113	27	83	20	97
06:00	3	84	8	94	9	118	15	99	14	96	10	98
06:15	9	92	5	76	5	99	18	67	14	75	10	82
06:30	9	65	13	83	10	65	21	84	24	101	15	80
06:45	9	60	19	64	14	57	25	79	21	67	18	65
07:00	17	59	16	57	19	71	20	53	26	76	20	63
07:15	28	55	25	41	23	75	35	62	33	52	29	57
07:30	29	67	39	50	32	55	47	62	47	67	39	60
07:45	44	47	37	43	42	48	54	51	50	40	45	46
08:00	31	30	23	45	23	43	29	56	30	32	27	41
08:15	23	36	23	35	20	35	35	35	26	36	25	35
08:30	28	29	25	29	19	48	32	36	38	34	28	35
08:45	31	20	30	23	27	13	37	19	27	22	30	19
09:00	16	15	23	29	14	15	33	32	39	16	25	21
09:15	24	17	47	14	19	26	31	20	35	27	31	21
09:30	30	25	41	14	28	20	21	17	54	18	35	19
09:45	32	12	35	13	49	8	35	11	46	14	39	12
10:00	21	10	29	6	43	9	30	12	47	18	34	11
10:15	31	7	46	10	43	9	21	11	35	16	35	11
10:30	27	12	33	10	33	9	25	12	37	9	31	10
10:45	32	5	38	7	40	10	30	10	51	13	38	9
11:00	27	7	23	9	42	14	35	10	31	13	32	11
11:15	48	14	44	10	41	9	46	13	30	11	42	11
11:30	38	14	36	16	46	7	44	9	64	15	46	12
11:45	48	7	50	3	43	7	44	9	60	7	49	7
Totals	699	2636	796	2822	763	2989	856	2821	978	2937	818	2841
Day Total	3335		3618		3752		3677		3915		3659	
AM Pct	21.0%		22.0%		20.3%		23.3%		25.0%		22.4%	
Peak Hour	11:45	15:15	11:45	15:30	11:45	16:00	11:45	17:15	11:30	15:15	11:45	16:45
Peak Volume	193	423	194	468	197	467	207	455	228	433	202	435
P.H.F	0.8465	0.9116	0.9700	0.8417	0.9292	0.8981	0.8771	0.9248	0.8906	0.9580	0.9620	0.9375

AECOM

7:00-8:00 AM	118	400	117	442	116	467	156	427	156	415	133	430
7:15-8:15 AM	132	369	124	440	120	444	165	405	160	393	140	410
7:30-8:30 AM	127	390	122	448	117	449	165	419	153	427	137	427
7:45-8:45 AM	126	421	108	447	104	437	150	440	144	430	126	435
8:00-9:00 AM	113	392	101	446	89	420	133	440	121	414	111	422

4:00-5:00 PM	118	400	117	442	116	467	156	427	156	415	133	430
4:15-5:15 PM	132	369	124	440	120	444	165	405	160	393	140	410
4:30-5:30 PM	127	390	122	448	117	449	165	419	153	427	137	427
4:45-5:45 PM	126	421	108	447	104	437	150	440	144	430	126	435
5:00-6:00 PM	113	392	101	446	89	420	133	440	121	414	111	422

Traffic Research & Analysis, Inc.
 961 Washington Blvd., Suite 603
 Roseville, CA 95678
 (916) 772-0872

Client: AECOM SJ
 File Number: 2101138
 Route: STOCKFARM RD
 Location: E. of SAND HILL RD

Site Ref: 2
 Direction: IN

Count Date	4/19/2021		4/20/2021		4/21/2021		4/22/2021		4/23/2021		Average	
Count Time	AM	PM	AM	PM	AM	PM	AM	PM	AM	PM	AM	PM
00:00	3	35	0	44	3	25	1	35	5	50	2	38
00:15	1	38	0	37	0	33	1	33	0	29	0	34
00:30	2	25	2	35	2	44	2	30	3	44	2	36
00:45	3	39	2	54	1	51	1	41	2	54	2	48
01:00	0	34	0	46	0	61	0	34	0	43	0	44
01:15	0	36	5	30	1	43	0	60	1	48	1	43
01:30	0	39	0	22	1	32	0	37	2	44	1	35
01:45	0	20	1	30	0	34	0	39	0	46	0	34
02:00	1	37	0	30	1	42	0	37	0	57	0	41
02:15	0	37	1	36	0	46	1	28	1	41	1	38
02:30	0	33	0	30	0	41	3	46	1	56	1	41
02:45	0	21	0	33	0	36	0	40	0	36	0	33
03:00	0	23	0	12	1	35	0	25	0	37	0	26
03:15	1	23	0	43	2	29	3	27	5	36	2	32
03:30	0	21	0	32	0	23	3	41	1	27	1	29
03:45	1	26	1	17	1	52	3	44	6	33	2	34
04:00	1	14	1	41	0	18	3	34	3	26	2	27
04:15	1	26	7	26	7	18	1	33	4	39	4	28
04:30	3	21	4	34	6	19	3	38	7	30	5	28
04:45	7	21	13	29	12	28	7	29	4	33	9	28
05:00	11	17	11	33	13	22	4	43	11	15	10	26
05:15	13	37	27	19	28	21	26	34	27	30	24	28
05:30	27	32	36	28	42	22	38	28	38	20	36	26
05:45	50	36	69	29	69	29	39	33	86	29	63	31
06:00	57	42	66	19	82	26	59	25	99	16	73	26
06:15	71	19	133	22	111	30	99	41	113	25	105	27
06:30	92	28	134	17	119	25	117	40	148	22	122	26
06:45	65	24	125	26	110	19	74	36	128	16	100	24
07:00	69	19	114	16	98	24	80	26	82	21	89	21
07:15	71	13	95	6	94	12	102	7	114	19	95	11
07:30	80	13	122	4	93	6	97	12	121	10	103	9
07:45	98	10	106	7	107	14	102	6	151	6	113	9
08:00	68	9	100	10	114	6	76	11	106	5	93	8
08:15	84	7	97	7	98	7	95	12	116	9	98	8
08:30	69	8	93	5	102	8	73	9	130	4	93	7
08:45	75	1	111	6	111	3	96	4	105	0	100	3
09:00	70	9	63	5	90	5	47	9	92	8	72	7
09:15	59	4	88	4	79	9	66	5	87	7	76	6
09:30	52	8	67	2	73	3	47	5	92	5	66	5
09:45	49	4	72	1	72	2	73	11	79	4	69	4
10:00	47	3	49	3	74	10	49	7	67	7	57	6
10:15	42	4	56	3	51	3	59	5	63	0	54	3
10:30	30	4	48	4	51	4	38	4	72	8	48	5
10:45	39	3	47	3	37	1	31	4	47	3	40	3
11:00	33	5	54	5	33	1	31	1	55	2	41	3
11:15	38	2	35	0	42	2	25	1	47	0	37	1
11:30	31	5	36	2	41	1	31	3	33	5	34	3
11:45	28	6	40	4	56	1	38	4	52	7	43	4
Totals	1542	941	2131	951	2128	1026	1744	1157	2406	1112	1990	1037
Day Total	2483		3082		3154		2901		3518		3028	
AM Pct	62.1%		69.1%		67.5%		60.1%		68.4%		65.7%	
Peak Hour	7:30	12:45	6:15	12:15	6:15	12:30	7:00	13:15	7:45	13:45	6:15	12:30
Peak Volume	330	148	506	172	438	199	381	173	503	200	416	170
P.H.F	0.8418	0.9487	0.9440	0.7963	0.9202	0.8156	0.9338	0.7208	0.8328	0.8772	0.8533	0.8912

AECOM

7:00-8:00 AM	318	82	437	130	392	83	381	134	468	128	399	111
7:15-8:15 AM	317	85	423	122	408	87	377	143	492	117	403	111
7:30-8:30 AM	330	96	425	115	412	90	370	144	494	108	406	111
7:45-8:45 AM	319	107	396	109	421	93	346	134	503	98	397	108
8:00-9:00 AM	296	122	401	109	425	94	340	138	457	94	384	111

4:00-5:00 PM	318	82	437	130	392	83	381	134	468	128	399	111
4:15-5:15 PM	317	85	423	122	408	87	377	143	492	117	403	111
4:30-5:30 PM	330	96	425	115	412	90	370	144	494	108	406	111
4:45-5:45 PM	319	107	396	109	421	93	346	134	503	98	397	108
5:00-6:00 PM	296	122	401	109	425	94	340	138	457	94	384	111

Traffic Research & Analysis, Inc.
 961 Washington Blvd., Suite 603
 Roseville, CA 95678
 (916) 772-0872

Client: AECOM SJ
 File Number: 2101139
 Route: STOCKFARM RD
 Location: E. of SAND HILL RD

Site Ref: 2
 Direction: OUT

Count Date	4/19/2021		4/20/2021		4/21/2021		4/22/2021		4/23/2021		Average	
Count Time	AM	PM	AM	PM	AM	PM	AM	PM	AM	PM	AM	PM
00:00	1	22	6	36	8	25	7	34	6	37	6	31
00:15	2	35	4	23	6	29	4	37	6	25	4	30
00:30	1	27	3	38	4	35	1	48	2	27	2	35
00:45	2	34	1	28	4	17	2	23	3	44	2	29
01:00	2	39	3	45	3	24	3	27	1	31	2	33
01:15	7	37	3	28	1	42	2	22	2	32	3	32
01:30	0	28	1	27	0	60	3	37	3	36	1	38
01:45	0	39	1	42	0	38	3	37	6	56	2	42
02:00	2	35	0	40	1	37	2	40	0	37	1	38
02:15	0	45	2	36	0	40	2	41	0	38	1	40
02:30	0	37	5	43	4	40	5	44	4	60	4	45
02:45	1	51	1	49	0	50	1	42	2	47	1	48
03:00	0	43	0	56	0	53	0	49	1	48	0	50
03:15	2	61	0	75	2	67	0	76	1	55	1	67
03:30	0	72	1	68	0	78	1	79	1	71	1	74
03:45	1	61	3	70	1	64	0	60	0	63	1	64
04:00	1	55	0	83	0	76	3	68	1	73	1	71
04:15	0	74	1	64	0	89	1	62	0	70	0	72
04:30	0	72	2	85	0	74	0	70	1	64	1	73
04:45	0	69	2	78	2	77	2	79	0	91	1	79
05:00	1	73	3	103	3	75	1	76	2	64	2	78
05:15	2	106	2	98	1	107	1	99	4	90	2	100
05:30	0	77	3	82	1	103	2	108	0	98	1	94
05:45	4	76	3	88	1	71	8	73	1	94	3	80
06:00	8	78	2	63	0	84	5	73	4	69	4	73
06:15	4	78	8	72	11	64	2	74	2	52	5	68
06:30	3	57	7	62	3	69	5	45	5	63	5	59
06:45	9	47	4	55	4	51	8	74	6	42	6	54
07:00	6	60	4	57	8	60	6	51	8	65	6	59
07:15	13	45	10	47	6	44	7	55	11	57	9	50
07:30	5	46	4	46	9	47	8	36	7	33	7	42
07:45	13	26	12	33	10	43	16	43	7	42	12	37
08:00	20	35	17	36	21	30	19	24	35	45	22	34
08:15	11	36	16	36	12	32	21	17	17	23	15	29
08:30	18	15	18	18	20	27	15	32	16	23	17	23
08:45	18	15	24	16	11	15	21	14	21	15	19	15
09:00	18	12	13	22	13	19	10	21	15	11	14	17
09:15	22	15	17	11	20	10	17	18	13	18	18	14
09:30	25	13	18	16	24	13	10	8	20	12	19	12
09:45	14	9	21	12	9	9	7	9	16	14	13	11
10:00	19	14	12	11	23	6	20	9	22	7	19	9
10:15	13	8	14	10	21	8	25	12	18	12	18	10
10:30	20	3	26	6	18	4	15	4	24	7	21	5
10:45	22	7	21	9	24	7	18	14	25	6	22	9
11:00	15	4	19	14	25	12	21	7	30	7	22	9
11:15	22	7	27	12	27	4	27	4	22	6	25	7
11:30	33	8	30	2	35	4	26	7	34	3	32	5
11:45	27	4	24	5	33	8	21	7	29	6	27	6
Totals	407	1910	418	2056	429	2041	404	1989	454	1989	422	1997
Day Total	2317		2474		2470		2393		2443		2419	
AM Pct	17.6%		16.9%		17.4%		16.9%		18.6%		17.5%	
Peak Hour	11:30	17:15	11:45	17:00	11:30	17:15	11:45	16:45	11:30	17:15	11:45	17:00
Peak Volume	117	337	121	371	122	365	140	362	125	351	122	352
P.H.F	0.8357	0.7948	0.7961	0.9005	0.8714	0.8528	0.7292	0.8380	0.8446	0.8954	0.8743	0.8805

AECOM

7:00-8:00 AM	37	270	30	310	33	316	37	279	33	298	34	295
7:15-8:15 AM	51	288	43	330	46	315	50	287	60	289	50	302
7:30-8:30 AM	49	320	49	364	52	333	64	324	66	309	56	330
7:45-8:45 AM	62	325	63	361	63	362	71	362	75	343	67	351
8:00-9:00 AM	67	332	75	371	64	356	76	356	89	346	74	352

4:00-5:00 PM	37	270	30	310	33	316	37	279	33	298	34	295
4:15-5:15 PM	51	288	43	330	46	315	50	287	60	289	50	302
4:30-5:30 PM	49	320	49	364	52	333	64	324	66	309	56	330
4:45-5:45 PM	62	325	63	361	63	362	71	362	75	343	67	351
5:00-6:00 PM	67	332	75	371	64	356	76	356	89	346	74	352

Traffic Research & Analysis, Inc.
 961 Washington Blvd., Suite 603
 Roseville, CA 95678
 (916) 772-0872

Client: AECOM SJ
 File Number: 2101140
 Route: WELCH RD
 Location: N. of OAK RD

Site Ref: 3
 Direction: IN

Count Date	4/19/2021		4/20/2021		4/21/2021		4/22/2021		4/23/2021		Average	
Count Time	AM	PM	AM	PM	AM	PM	AM	PM	AM	PM	AM	PM
00:00	2	17	1	22	4	22	3	22	0	18	2	20
00:15	0	16	4	13	1	18	1	27	3	24	2	20
00:30	2	19	1	20	2	21	2	35	2	18	2	23
00:45	2	32	0	33	1	37	1	26	3	39	1	33
01:00	0	29	1	32	0	38	1	27	1	29	1	31
01:15	0	38	3	29	4	31	2	25	3	31	2	31
01:30	2	28	0	30	2	20	3	25	1	24	2	25
01:45	1	29	0	36	3	29	0	30	0	38	1	32
02:00	0	31	0	27	1	32	1	35	2	43	1	34
02:15	2	30	10	25	7	38	5	26	7	35	6	31
02:30	1	34	16	36	19	35	19	31	20	43	15	36
02:45	0	35	2	29	1	31	0	46	1	30	1	34
03:00	0	23	1	21	2	31	0	24	0	37	1	27
03:15	1	29	4	30	2	29	4	23	0	35	2	29
03:30	0	27	4	29	1	35	1	21	1	29	1	28
03:45	0	26	0	33	0	24	0	31	1	30	0	29
04:00	0	27	0	20	1	35	0	40	0	48	0	34
04:15	0	23	0	28	0	21	0	30	0	39	0	28
04:30	2	43	0	27	0	31	1	42	1	41	1	37
04:45	4	19	0	45	3	36	5	43	6	53	4	39
05:00	4	22	0	32	3	36	4	33	3	44	3	33
05:15	8	42	0	36	8	32	9	36	7	33	6	36
05:30	9	38	0	36	7	35	11	35	8	48	7	38
05:45	17	19	0	22	12	35	13	28	16	36	12	28
06:00	19	35	0	27	17	29	20	26	23	53	16	34
06:15	23	39	0	29	25	50	34	50	29	41	22	42
06:30	31	37	0	44	32	35	42	25	33	28	28	34
06:45	27	19	0	23	30	31	27	31	25	34	22	28
07:00	15	22	0	21	30	24	20	14	22	20	17	20
07:15	17	21	0	21	23	22	27	28	23	22	18	23
07:30	31	18	0	16	32	17	24	22	28	15	23	18
07:45	37	15	0	7	33	13	22	13	38	30	26	16
08:00	35	9	0	17	35	22	34	17	33	9	27	15
08:15	41	10	0	13	32	19	31	9	23	12	25	13
08:30	31	11	0	6	30	7	33	10	34	13	26	9
08:45	44	7	0	10	28	10	36	2	38	13	29	8
09:00	14	2	24	7	29	4	24	6	30	9	24	6
09:15	27	10	27	2	27	6	31	8	25	11	27	7
09:30	22	1	31	8	14	7	21	4	24	12	22	6
09:45	18	7	25	5	30	3	21	3	25	10	24	6
10:00	25	6	27	7	32	7	18	8	17	9	24	7
10:15	25	13	29	7	23	10	24	4	16	4	23	8
10:30	26	7	22	10	25	9	26	9	26	16	25	10
10:45	16	0	20	6	23	2	25	1	25	3	22	2
11:00	20	0	24	2	32	5	18	3	38	7	26	3
11:15	13	6	22	7	23	7	31	5	29	4	24	6
11:30	22	8	16	2	24	4	26	3	22	9	22	5
11:45	19	3	24	2	33	3	22	7	15	1	23	3
Totals	655	982	338	990	746	1078	723	1049	727	1230	638	1066
Day Total	1637		1328		1824		1772		1957		1704	
AM Pct	40.0%		25.5%		40.9%		40.8%		37.1%		37.4%	
Peak Hour	8:00	17:15	9:30	16:45	7:30	17:30	8:00	16:00	7:45	16:00	8:00	16:45
Peak Volume	151	134	112	149	132	149	134	155	128	181	108	147
P.H.F	0.8580	0.7976	0.9032	0.8278	0.9429	0.7450	0.9306	0.9012	0.8421	0.8538	0.9212	0.9362

AECOM

7:00-8:00 AM	100	112	0	120	118	123	93	155	111	181	84	138
7:15-8:15 AM	120	107	0	132	123	124	107	148	122	177	94	138
7:30-8:30 AM	144	126	0	140	132	135	111	154	122	171	102	145
7:45-8:45 AM	144	121	0	149	130	139	120	147	128	178	104	147
8:00-9:00 AM	151	121	0	126	125	138	134	132	128	161	108	136

4:00-5:00 PM	100	112	0	120	118	123	93	155	111	181	84	138
4:15-5:15 PM	120	107	0	132	123	124	107	148	122	177	94	138
4:30-5:30 PM	144	126	0	140	132	135	111	154	122	171	102	145
4:45-5:45 PM	144	121	0	149	130	139	120	147	128	178	104	147
5:00-6:00 PM	151	121	0	126	125	138	134	132	128	161	108	136

Traffic Research & Analysis, Inc.
 961 Washington Blvd., Suite 603
 Roseville, CA 95678
 (916) 772-0872

Client: AECOM SJ
 File Number: 2101141
 Route: WELCH RD
 Location: N. of OAK RD

Site Ref: 3
 Direction: OUT

Count Date	4/19/2021		4/20/2021		4/21/2021		4/22/2021		4/23/2021		Average	
Count Time	AM	PM	AM	PM	AM	PM	AM	PM	AM	PM	AM	PM
00:00	1	17	3	22	4	11	2	16	3	26	3	18
00:15	0	28	4	12	2	12	0	23	3	17	2	18
00:30	0	19	0	24	2	21	0	19	1	21	1	21
00:45	2	22	0	15	1	21	1	16	0	29	1	21
01:00	2	19	2	23	3	20	5	36	4	21	3	24
01:15	0	31	0	32	1	33	1	24	1	30	1	30
01:30	2	19	0	25	1	31	0	19	1	18	1	22
01:45	1	17	2	12	1	29	3	22	2	25	2	21
02:00	0	15	1	30	2	28	5	28	2	30	2	26
02:15	2	21	7	22	5	19	3	21	6	26	5	22
02:30	0	20	0	19	1	22	1	36	3	22	1	24
02:45	2	30	1	32	1	31	0	24	0	27	1	29
03:00	0	28	1	25	1	28	2	21	4	31	2	27
03:15	3	29	4	33	3	29	1	24	2	42	3	31
03:30	0	43	3	50	0	36	1	50	0	49	1	46
03:45	1	40	0	29	2	44	4	32	1	32	2	35
04:00	4	38	0	41	2	42	0	50	1	40	1	42
04:15	3	37	0	38	1	26	1	34	2	25	1	32
04:30	6	27	0	31	5	44	9	38	7	36	5	35
04:45	9	30	0	18	7	24	10	34	6	28	6	27
05:00	2	27	0	49	9	40	4	31	2	33	3	36
05:15	9	28	0	28	10	33	10	35	6	68	7	38
05:30	21	33	0	28	18	40	11	31	23	39	15	34
05:45	17	24	0	35	18	36	25	33	12	28	14	31
06:00	25	21	0	27	35	27	19	32	25	15	21	24
06:15	21	21	0	26	22	27	33	20	18	22	19	23
06:30	27	20	0	16	16	16	16	19	23	9	16	16
06:45	23	18	0	14	39	11	32	28	15	26	22	19
07:00	22	11	0	20	16	19	27	18	29	20	19	18
07:15	22	13	0	15	27	29	27	17	31	34	21	22
07:30	23	24	0	20	29	10	33	23	36	17	24	19
07:45	30	11	0	8	35	13	31	21	19	9	23	12
08:00	21	9	0	16	28	12	23	10	16	12	18	12
08:15	17	13	0	7	33	11	35	8	18	8	21	9
08:30	37	7	0	10	24	7	27	5	23	11	22	8
08:45	32	5	0	10	16	6	27	12	23	9	20	8
09:00	21	5	18	10	23	12	21	3	36	9	24	8
09:15	37	5	24	0	32	6	30	13	25	8	30	6
09:30	19	6	25	5	21	8	20	6	32	6	23	6
09:45	24	6	30	7	35	5	38	6	22	8	30	6
10:00	23	6	18	5	27	6	27	1	26	12	24	6
10:15	17	3	31	5	33	5	24	2	23	4	26	4
10:30	17	2	33	1	26	4	22	3	21	4	24	3
10:45	22	3	13	3	25	2	22	5	20	5	20	4
11:00	14	4	18	7	23	7	18	2	25	7	20	5
11:15	20	8	21	8	31	5	31	13	32	3	27	7
11:30	18	14	18	14	16	7	19	10	26	11	19	11
11:45	18	3	25	1	20	3	17	8	17	3	19	4
Totals	637	880	302	928	732	958	718	982	673	1015	612	953
Day Total	1517		1230		1690		1700		1688		1565	
AM Pct	42.0%		24.6%		43.3%		42.2%		39.9%		39.1%	
Peak Hour	8:30	15:30	9:45	15:30	7:30	15:45	7:30	15:30	8:45	16:45	9:15	15:30
Peak Volume	127	158	112	158	125	156	122	166	116	168	107	155
P.H.F	0.8581	0.9186	0.8485	0.7900	0.8929	0.8864	0.8714	0.8300	0.8056	0.6176	0.8977	0.8509

AECOM

7:00-8:00 AM	97	132	0	128	107	136	118	156	115	129	87	136
7:15-8:15 AM	96	121	0	136	119	134	114	137	102	122	86	130
7:30-8:30 AM	91	112	0	126	125	141	122	138	89	165	85	136
7:45-8:45 AM	105	118	0	123	120	137	116	131	76	168	83	135
8:00-9:00 AM	107	112	0	140	101	149	112	130	80	168	80	140

4:00-5:00 PM	97	132	0	128	107	136	118	156	115	129	87	136
4:15-5:15 PM	96	121	0	136	119	134	114	137	102	122	86	130
4:30-5:30 PM	91	112	0	126	125	141	122	138	89	165	85	136
4:45-5:45 PM	105	118	0	123	120	137	116	131	76	168	83	135
5:00-6:00 PM	107	112	0	140	101	149	112	130	80	168	80	140

Traffic Research & Analysis, Inc.
 961 Washington Blvd., Suite 603
 Roseville, CA 95678
 (916) 772-0872

Client: AECOM SJ
 File Number: 2101142
 Route: QUARRY RD
 Location: Btwn CAMPUS DR & QUARRY RD EXTENSION

Site Ref: 4
 Direction: IN

Count Date	4/19/2021		4/20/2021		4/21/2021		4/22/2021		4/23/2021		Average	
Count Time	AM	PM	AM	PM	AM	PM	AM	PM	AM	PM	AM	PM
00:00	2	22	0	13	1	19	2	17	2	26	1	19
00:15	0	20	1	23	2	19	0	26	1	23	1	22
00:30	1	17	0	21	7	15	2	26	0	12	2	18
00:45	1	24	0	13	2	20	0	15	1	20	1	18
01:00	2	32	1	17	3	22	3	22	0	17	2	22
01:15	1	23	2	26	1	16	1	22	2	20	1	21
01:30	0	14	1	22	1	18	2	17	0	23	1	19
01:45	1	18	0	28	1	19	1	20	0	19	1	21
02:00	1	26	2	26	3	28	1	25	1	31	2	27
02:15	0	17	1	30	0	28	0	26	0	30	0	26
02:30	0	23	0	22	0	27	1	32	1	28	0	26
02:45	1	22	1	24	1	33	2	20	2	34	1	27
03:00	0	28	1	22	1	30	1	32	2	26	1	28
03:15	2	27	3	26	1	24	3	25	0	20	2	24
03:30	0	30	0	23	0	23	1	22	1	25	0	25
03:45	3	24	2	23	0	23	1	23	0	22	1	23
04:00	2	30	2	30	2	20	1	24	1	21	2	25
04:15	1	26	0	21	1	24	0	12	0	17	0	20
04:30	2	27	4	24	1	21	2	23	5	23	3	24
04:45	7	20	1	18	4	12	2	21	5	17	4	18
05:00	1	17	7	20	3	25	2	24	4	18	3	21
05:15	5	22	5	24	6	12	7	23	3	11	5	18
05:30	9	11	8	19	10	18	5	21	7	19	8	18
05:45	11	17	14	10	14	12	13	13	14	16	13	14
06:00	18	15	17	9	16	17	18	9	13	16	16	13
06:15	13	14	21	12	14	6	16	15	19	17	17	13
06:30	14	10	20	7	25	17	21	11	24	15	21	12
06:45	24	10	26	11	20	12	17	17	17	15	21	13
07:00	21	16	17	10	14	10	12	12	15	10	16	12
07:15	20	17	14	13	14	19	17	8	12	9	15	13
07:30	14	15	18	12	13	9	15	15	10	17	14	14
07:45	18	13	14	13	18	11	22	15	15	13	17	13
08:00	10	9	15	6	11	7	10	5	14	12	12	8
08:15	15	9	17	7	13	2	7	5	14	5	13	6
08:30	14	5	15	5	18	13	20	8	15	7	16	8
08:45	17	7	19	2	33	6	20	8	13	6	20	6
09:00	21	2	10	8	20	1	11	2	21	11	17	5
09:15	22	3	22	4	18	4	15	3	30	8	21	4
09:30	27	5	14	3	21	5	20	6	17	3	20	4
09:45	18	4	23	3	22	4	14	1	26	6	21	4
10:00	12	4	14	6	19	5	26	4	21	5	18	5
10:15	13	4	14	4	17	5	16	3	16	3	15	4
10:30	15	5	18	6	15	3	14	4	28	4	18	4
10:45	22	6	13	2	15	3	21	6	26	6	19	5
11:00	16	5	15	3	22	7	13	5	22	2	18	4
11:15	19	1	17	0	12	2	13	4	17	9	16	3
11:30	23	5	18	7	21	2	18	7	21	4	20	5
11:45	16	2	13	0	26	2	21	0	19	2	19	1
Totals	475	723	460	678	502	680	450	704	497	723	477	702
Day Total	1198		1138		1182		1154		1220		1178	
AM Pct	39.6%		40.4%		42.5%		39.0%		40.7%		40.5%	
Peak Hour	9:00	15:15	6:00	13:30	8:45	14:15	11:45	14:15	9:00	14:00	11:30	14:15
Peak Volume	88	111	84	106	92	118	90	110	94	123	81	107
P.H.F	0.8148	0.9250	0.8077	0.8833	0.6970	0.8939	0.8654	0.8594	0.7833	0.9044	0.9099	0.9674

AECOM

7:00-8:00 AM	73	103	63	93	59	77	66	80	52	78	63	86
7:15-8:15 AM	62	90	61	83	56	82	64	80	51	75	59	82
7:30-8:30 AM	57	86	64	86	55	70	54	91	53	69	57	80
7:45-8:45 AM	57	70	61	81	60	67	59	89	58	65	59	74
8:00-9:00 AM	56	67	66	73	75	67	57	81	56	64	62	70

4:00-5:00 PM	73	103	63	93	59	77	66	80	52	78	63	86
4:15-5:15 PM	62	90	61	83	56	82	64	80	51	75	59	82
4:30-5:30 PM	57	86	64	86	55	70	54	91	53	69	57	80
4:45-5:45 PM	57	70	61	81	60	67	59	89	58	65	59	74
5:00-6:00 PM	56	67	66	73	75	67	57	81	56	64	62	70

Traffic Research & Analysis, Inc.
 961 Washington Blvd., Suite 603
 Roseville, CA 95678
 (916) 772-0872

Client: AECOM SJ
 File Number: 2101143
 Route: QUARRY RD EXT
 Location: W. of QUARRY RD

Site Ref: 4
 Direction: IN

Count Date	4/19/2021		4/20/2021		4/21/2021		4/22/2021		4/23/2021		Average	
Count Time	AM	PM	AM	PM	AM	PM	AM	PM	AM	PM	AM	PM
00:00	13	16	6	12	2	18	5	30	1	24	5	20
00:15	4	18	4	22	11	16	2	19	8	25	6	20
00:30	2	17	0	27	13	22	6	29	0	25	4	24
00:45	6	32	2	23	4	17	2	27	13	31	5	26
01:00	4	26	2	28	7	14	4	29	6	29	5	25
01:15	2	16	2	46	4	24	2	17	0	25	2	26
01:30	3	17	0	27	0	34	2	38	3	32	2	30
01:45	4	12	7	49	10	15	8	26	5	20	7	24
02:00	10	22	8	33	6	26	4	23	2	30	6	27
02:15	0	33	2	32	0	29	3	38	2	25	1	31
02:30	4	31	9	31	2	27	6	22	7	20	6	26
02:45	4	10	2	20	3	39	4	23	1	23	3	23
03:00	5	25	0	20	3	28	15	32	2	30	5	27
03:15	13	36	10	26	4	43	8	31	19	23	11	32
03:30	19	26	4	16	7	28	9	35	16	33	11	28
03:45	14	25	10	33	13	31	19	27	10	18	13	27
04:00	4	23	5	18	4	39	3	17	6	11	4	22
04:15	9	27	8	22	8	37	12	17	4	18	8	24
04:30	12	22	16	27	9	17	16	33	10	14	13	23
04:45	17	20	10	14	5	18	10	13	13	24	11	18
05:00	13	25	14	33	21	18	9	34	21	25	16	27
05:15	17	13	15	13	16	28	16	21	9	17	15	18
05:30	37	18	24	13	20	20	27	20	36	9	29	16
05:45	25	11	39	15	50	15	27	13	30	22	34	15
06:00	36	17	39	27	27	20	45	11	35	22	36	19
06:15	37	10	45	14	49	12	50	9	52	12	47	11
06:30	42	19	59	19	54	24	53	25	32	18	48	21
06:45	37	12	50	1	40	8	23	13	30	17	36	10
07:00	30	3	30	12	51	8	17	6	31	12	32	8
07:15	46	11	34	12	39	13	31	6	33	15	37	11
07:30	27	18	31	19	27	9	25	27	33	20	29	19
07:45	32	9	29	22	31	3	26	5	25	13	29	10
08:00	22	27	20	11	28	11	31	8	18	9	24	13
08:15	33	8	28	17	32	9	34	12	21	16	30	12
08:30	17	22	18	2	18	8	19	11	21	14	19	11
08:45	39	23	22	8	32	18	20	12	6	10	24	14
09:00	20	10	13	6	21	5	20	5	16	7	18	7
09:15	20	9	43	12	26	6	15	2	25	23	26	10
09:30	30	3	29	7	28	17	22	20	16	15	25	12
09:45	40	20	31	15	26	13	19	15	28	10	29	15
10:00	19	16	27	18	33	17	24	10	18	16	24	15
10:15	20	14	27	18	26	16	18	8	23	16	23	14
10:30	19	10	33	15	23	7	16	13	25	5	23	10
10:45	15	10	35	13	27	15	24	9	26	9	25	11
11:00	20	14	19	5	21	4	25	11	45	9	26	9
11:15	15	5	25	5	18	22	17	10	24	5	20	9
11:30	35	6	18	3	37	4	31	4	23	5	29	4
11:45	25	6	27	3	21	10	27	2	26	0	25	4
Totals	917	823	931	884	957	882	851	868	856	851	902	862
Day Total	1740		1815		1839		1719		1707		1764	
AM Pct	52.7%		51.3%		52.0%		49.5%		50.1%		51.2%	
Peak Hour	6:30	15:00	6:00	13:15	6:15	15:15	5:45	13:30	5:30	12:45	6:00	15:00
Peak Volume	155	112	193	155	194	141	175	125	153	117	167	113
P.H.F	0.8424	0.7778	0.8178	0.7908	0.8981	0.8198	0.8255	0.8224	0.7356	0.9141	0.8698	0.8899

AECOM

7:00-8:00 AM	135	92	124	81	148	111	99	80	122	67	126	86
7:15-8:15 AM	127	94	114	96	125	90	113	97	109	81	118	92
7:30-8:30 AM	114	80	108	87	118	81	116	101	97	80	111	86
7:45-8:45 AM	104	76	95	73	109	84	110	88	85	75	101	79
8:00-9:00 AM	111	67	88	74	110	81	104	88	66	73	96	77

4:00-5:00 PM	135	92	124	81	148	111	99	80	122	67	126	86
4:15-5:15 PM	127	94	114	96	125	90	113	97	109	81	118	92
4:30-5:30 PM	114	80	108	87	118	81	116	101	97	80	111	86
4:45-5:45 PM	104	76	95	73	109	84	110	88	85	75	101	79
5:00-6:00 PM	111	67	88	74	110	81	104	88	66	73	96	77

Traffic Research & Analysis, Inc.
 961 Washington Blvd., Suite 603
 Roseville, CA 95678
 (916) 772-0872

Client: AECOM SJ
 File Number: 2101144
 Route: QUARRY RD
 Location: N. of QUARRY RD EXTENSION

Site Ref: 4
 Direction: OUT

Count Date	4/19/2021		4/20/2021		4/21/2021		4/22/2021		4/23/2021		Average	
Count Time	AM	PM	AM	PM	AM	PM	AM	PM	AM	PM	AM	PM
00:00	12	70	9	31	11	26	15	35	5	37	10	40
00:15	2	27	1	19	9	37	13	36	8	32	7	30
00:30	6	43	7	50	21	60	9	41	11	33	11	45
00:45	3	44	9	53	4	41	7	42	0	51	5	46
01:00	3	33	8	39	14	34	2	52	13	32	8	38
01:15	0	39	0	40	11	54	5	39	9	39	5	42
01:30	7	34	8	45	5	49	4	41	7	57	6	45
01:45	3	36	0	64	5	34	6	53	4	60	4	49
02:00	11	36	9	54	2	41	5	38	2	20	6	38
02:15	0	44	8	57	2	49	8	48	2	56	4	51
02:30	0	61	13	52	0	56	2	75	7	59	4	61
02:45	0	36	2	43	0	35	3	36	0	42	1	38
03:00	2	38	0	41	2	60	6	47	5	40	3	45
03:15	7	61	3	62	3	59	7	71	20	41	8	59
03:30	10	77	1	37	7	84	3	49	11	70	6	63
03:45	7	43	9	63	15	63	13	49	5	44	10	52
04:00	6	55	0	54	4	54	2	47	5	50	3	52
04:15	10	46	3	42	9	69	9	51	14	43	9	50
04:30	9	55	14	56	7	43	4	56	12	47	9	51
04:45	6	58	13	43	10	58	6	49	17	50	10	52
05:00	11	42	12	70	5	55	15	60	16	65	12	58
05:15	8	51	7	51	10	57	17	54	7	51	10	53
05:30	25	52	17	42	22	42	18	33	22	42	21	42
05:45	13	44	20	37	17	55	24	53	29	51	21	48
06:00	33	32	27	32	21	46	17	31	19	45	23	37
06:15	26	42	20	41	33	46	39	39	32	28	30	39
06:30	30	38	41	50	34	35	35	44	31	28	34	39
06:45	37	33	30	25	52	37	33	41	35	46	37	36
07:00	36	12	40	23	51	27	27	28	30	47	37	27
07:15	38	29	54	23	18	39	32	32	29	25	34	30
07:30	39	41	35	39	48	22	52	43	49	55	45	40
07:45	54	26	41	22	29	24	41	26	38	34	41	26
08:00	53	25	36	28	35	27	51	31	48	26	45	27
08:15	28	20	48	15	45	33	58	13	30	21	42	20
08:30	47	20	38	18	38	17	27	30	29	15	36	20
08:45	41	36	43	23	41	30	46	15	38	15	42	24
09:00	54	17	30	5	34	11	47	14	31	21	39	14
09:15	39	14	47	6	49	10	24	5	43	15	40	10
09:30	31	14	35	7	32	13	29	13	22	18	30	13
09:45	36	14	49	7	16	19	31	14	28	24	32	16
10:00	27	20	43	21	60	16	36	14	36	11	40	16
10:15	40	5	40	12	29	9	48	5	26	17	37	10
10:30	30	6	51	14	50	12	24	15	28	17	37	13
10:45	25	15	35	17	25	6	47	9	55	15	37	12
11:00	43	12	42	11	41	16	41	10	48	7	43	11
11:15	27	17	50	18	44	17	22	12	36	14	36	16
11:30	33	22	27	6	38	21	50	13	48	10	39	14
11:45	36	5	37	3	49	6	39	6	30	5	38	5
Totals	1044	1640	1112	1611	1107	1754	1099	1658	1070	1671	1086	1667
Day Total	2684		2723		2861		2757		2741		2753	
AM Pct	38.9%		40.8%		38.7%		39.9%		39.0%		39.5%	
Peak Hour	7:15	15:15	9:45	13:45	11:00	15:30	7:30	14:30	10:45	16:30	7:30	15:15
Peak Volume	184	236	183	227	172	270	202	229	187	213	172	227
P.H.F	0.8519	0.7662	0.8971	0.8867	0.8776	0.8036	0.8707	0.7633	0.8500	0.8192	0.9619	0.8935

AECOM

7:00-8:00 AM	167	214	170	195	146	224	152	203	146	190	156	205
7:15-8:15 AM	184	201	166	211	130	225	176	216	164	205	164	212
7:30-8:30 AM	174	206	160	220	157	213	202	219	165	213	172	214
7:45-8:45 AM	182	203	163	206	147	212	177	196	145	208	163	205
8:00-9:00 AM	169	189	165	200	159	209	182	200	145	209	164	201
4:00-5:00 PM	167	214	170	195	146	224	152	203	146	190	156	205
4:15-5:15 PM	184	201	166	211	130	225	176	216	164	205	164	212
4:30-5:30 PM	174	206	160	220	157	213	202	219	165	213	172	214
4:45-5:45 PM	182	203	163	206	147	212	177	196	145	208	163	205
5:00-6:00 PM	169	189	165	200	159	209	182	200	145	209	164	201

Traffic Research & Analysis, Inc.
 961 Washington Blvd., Suite 603
 Roseville, CA 95678
 (916) 772-0872

Client: AECOM SJ
 File Number: 2101145
 Route: PALM DR
 Location: S. of ARBORETUM RD

Site Ref: 5
 Direction: IN

Count Date	4/19/2021		4/20/2021		4/21/2021		4/22/2021		4/23/2021		Average	
Count Time	AM	PM	AM	PM	AM	PM	AM	PM	AM	PM	AM	PM
00:00	1	34	3	43	3	28	2	48	4	48	3	40
00:15	3	54	1	52	3	46	0	53	4	36	2	48
00:30	0	49	3	37	2	34	2	57	8	53	3	46
00:45	1	43	3	47	3	43	0	41	3	42	2	43
01:00	1	50	2	43	3	46	1	47	1	49	2	47
01:15	0	38	1	42	0	42	2	36	0	52	1	42
01:30	0	43	0	42	0	68	1	40	0	45	0	48
01:45	0	38	1	46	1	50	1	54	1	43	1	46
02:00	0	40	1	36	1	34	2	45	0	48	1	41
02:15	2	51	1	49	1	50	6	40	1	39	2	46
02:30	0	47	2	40	1	51	0	52	1	51	1	48
02:45	0	36	1	37	0	45	2	54	1	52	1	45
03:00	0	31	0	47	0	31	1	35	2	48	1	38
03:15	0	41	3	27	2	42	3	27	3	41	2	36
03:30	6	40	5	38	4	28	4	36	4	60	5	40
03:45	4	50	3	45	8	41	8	38	7	44	6	44
04:00	2	47	2	59	5	54	5	47	5	44	4	50
04:15	6	32	7	37	6	46	9	43	10	63	8	44
04:30	10	24	8	36	11	40	10	32	10	44	10	35
04:45	17	32	18	27	17	35	17	29	15	50	17	35
05:00	20	39	23	35	15	31	18	43	14	41	18	38
05:15	29	43	34	25	40	29	25	35	22	41	30	35
05:30	39	38	36	35	34	25	41	35	34	42	37	35
05:45	47	61	40	38	44	45	49	47	42	75	44	53
06:00	40	20	49	30	52	46	53	29	46	43	48	34
06:15	49	26	53	30	55	36	63	34	56	45	55	34
06:30	57	31	67	32	72	30	71	39	58	32	65	33
06:45	56	25	59	34	48	28	54	37	43	40	52	33
07:00	37	21	42	26	36	29	39	19	41	37	39	26
07:15	42	17	45	31	39	33	40	21	40	37	41	28
07:30	49	24	40	18	56	28	40	29	44	32	46	26
07:45	49	15	58	13	43	27	54	23	41	29	49	21
08:00	55	13	53	17	57	28	51	22	34	24	50	21
08:15	57	18	67	21	45	22	67	21	47	26	57	22
08:30	61	14	49	17	68	13	51	22	57	37	57	21
08:45	61	15	66	22	64	16	60	18	55	36	61	21
09:00	60	15	61	15	49	18	53	22	55	29	56	20
09:15	41	11	66	11	57	22	60	19	62	19	57	16
09:30	57	12	61	9	60	11	59	16	48	18	57	13
09:45	38	20	59	19	62	8	54	17	45	27	52	18
10:00	41	10	53	18	52	8	36	12	52	18	47	13
10:15	53	10	49	7	40	4	49	12	41	18	46	10
10:30	43	5	46	9	51	12	36	14	45	22	44	12
10:45	29	4	58	11	31	9	41	12	43	17	40	11
11:00	46	4	29	2	41	5	39	6	41	13	39	6
11:15	51	4	50	1	42	14	46	3	46	9	47	6
11:30	34	6	31	5	47	4	34	13	35	9	36	7
11:45	47	5	48	2	40	6	47	8	35	16	43	7
Totals	1341	1346	1457	1363	1411	1441	1406	1482	1302	1784	1383	1483
Day Total	2687		2820		2852		2888		3086		2867	
AM Pct	49.9%		51.7%		49.5%		48.7%		42.2%		48.3%	
Peak Hour	8:15	12:15	8:45	12:00	8:30	13:00	6:00	12:00	8:30	15:30	8:30	12:15
Peak Volume	239	196	254	179	238	206	241	199	229	211	231	184
P.H.F	0.9795	0.9074	0.9621	0.8606	0.8750	0.7574	0.8486	0.8728	0.9234	0.8373	0.9444	0.9564

AECOM

7:00-8:00 AM	177	135	185	159	174	175	173	151	166	201	175	164
7:15-8:15 AM	195	127	196	135	195	152	185	147	159	198	186	152
7:30-8:30 AM	210	138	218	123	201	135	212	139	166	176	201	142
7:45-8:45 AM	222	152	227	122	213	120	223	142	179	174	213	142
8:00-9:00 AM	234	181	235	133	234	130	229	160	193	199	225	161

4:00-5:00 PM	177	135	185	159	174	175	173	151	166	201	175	164
4:15-5:15 PM	195	127	196	135	195	152	185	147	159	198	186	152
4:30-5:30 PM	210	138	218	123	201	135	212	139	166	176	201	142
4:45-5:45 PM	222	152	227	122	213	120	223	142	179	174	213	142
5:00-6:00 PM	234	181	235	133	234	130	229	160	193	199	225	161

Traffic Research & Analysis, Inc.
 961 Washington Blvd., Suite 603
 Roseville, CA 95678
 (916) 772-0872

Client: AECOM SJ
 File Number: 2101146
 Route: PALM DR
 Location: S. of ARBORETUM RD

Site Ref: 5
 Direction: OUT

Count Date	4/19/2021		4/20/2021		4/21/2021		4/22/2021		4/23/2021		Average	
Count Time	AM	PM	AM	PM	AM	PM	AM	PM	AM	PM	AM	PM
00:00	2	26	2	30	0	22	4	34	12	24	4	27
00:15	4	22	2	30	7	26	3	38	6	26	4	28
00:30	0	26	2	29	3	42	3	21	3	37	2	31
00:45	1	32	0	25	2	28	2	23	0	27	1	27
01:00	3	34	10	35	11	30	12	36	12	35	10	34
01:15	0	21	4	37	2	25	3	23	0	27	2	27
01:30	0	26	1	36	0	33	3	39	1	43	1	35
01:45	0	25	1	40	3	30	2	27	0	32	1	31
02:00	1	41	0	40	1	35	1	33	3	30	1	36
02:15	1	23	1	39	2	33	0	30	4	41	2	33
02:30	1	38	12	45	11	51	15	49	13	54	10	47
02:45	1	34	0	45	0	56	0	52	2	43	1	46
03:00	0	24	0	31	1	48	0	41	1	36	0	36
03:15	0	55	0	39	0	41	0	44	0	50	0	46
03:30	0	43	0	51	0	60	1	50	0	62	0	53
03:45	0	40	0	31	1	48	0	40	0	35	0	39
04:00	3	33	0	45	0	46	0	41	0	49	1	43
04:15	0	44	0	44	1	26	0	36	0	47	0	39
04:30	2	39	2	46	2	38	4	39	3	52	3	43
04:45	2	35	1	32	1	39	0	42	1	65	1	43
05:00	0	48	0	48	2	39	0	48	2	51	1	47
05:15	3	51	4	42	2	55	2	55	0	74	2	55
05:30	12	39	12	33	11	42	10	31	9	45	11	38
05:45	1	38	2	41	5	40	3	36	4	59	3	43
06:00	2	39	3	39	4	37	7	46	3	60	4	44
06:15	3	41	3	39	4	42	6	49	2	50	4	44
06:30	8	41	12	41	11	33	10	39	11	55	10	42
06:45	8	37	4	38	7	43	14	46	8	53	8	43
07:00	3	34	11	34	12	32	7	33	14	48	9	36
07:15	9	36	21	31	9	45	13	32	11	49	13	39
07:30	15	25	20	25	17	47	15	33	14	53	16	37
07:45	10	20	9	18	8	28	11	29	9	42	9	27
08:00	14	23	12	22	9	29	6	15	9	23	10	22
08:15	15	21	19	28	11	17	4	24	14	26	13	23
08:30	6	14	21	16	13	28	10	13	13	16	13	17
08:45	9	12	13	9	12	13	16	11	15	29	13	15
09:00	22	12	16	10	8	17	16	12	10	20	14	14
09:15	14	10	17	11	19	11	14	12	17	17	16	12
09:30	12	8	28	10	32	8	27	22	14	21	23	14
09:45	18	13	23	9	15	7	13	10	19	14	18	11
10:00	20	9	14	12	16	8	18	12	24	14	18	11
10:15	18	7	21	7	16	5	13	7	14	11	16	7
10:30	18	6	17	11	19	8	18	7	31	12	21	9
10:45	20	8	28	5	29	6	22	13	30	10	26	8
11:00	17	9	19	5	20	11	19	14	22	11	19	10
11:15	19	10	19	9	22	7	17	2	25	4	20	6
11:30	18	14	22	14	22	12	20	14	22	17	21	14
11:45	23	1	22	3	26	3	23	9	39	13	27	6
Totals	358	1287	450	1360	429	1430	407	1412	466	1712	422	1440
Day Total	1645		1810		1859		1819		2178		1862	
AM Pct	21.8%		24.9%		23.1%		22.4%		21.4%		22.7%	
Peak Hour	11:45	17:00	11:45	15:30	11:45	14:45	11:45	14:45	11:45	16:30	11:45	16:30
Peak Volume	97	176	111	171	116	205	116	187	126	242	113	188
P.H.F	0.9327	0.8627	0.9250	0.8382	0.6905	0.8542	0.7632	0.8990	0.8077	0.8176	0.9129	0.8466

AECOM

7:00-8:00 AM	37	151	61	167	46	149	46	158	48	213	48	168
7:15-8:15 AM	48	166	62	170	43	142	45	165	43	215	48	172
7:30-8:30 AM	54	173	60	168	45	171	36	184	46	242	48	188
7:45-8:45 AM	45	173	61	155	41	175	31	176	45	235	45	183
8:00-9:00 AM	44	176	65	164	45	176	36	170	51	229	48	183

4:00-5:00 PM	37	151	61	167	46	149	46	158	48	213	48	168
4:15-5:15 PM	48	166	62	170	43	142	45	165	43	215	48	172
4:30-5:30 PM	54	173	60	168	45	171	36	184	46	242	48	188
4:45-5:45 PM	45	173	61	155	41	175	31	176	45	235	45	183
5:00-6:00 PM	44	176	65	164	45	176	36	170	51	229	48	183

Traffic Research & Analysis, Inc.
 961 Washington Blvd., Suite 603
 Roseville, CA 95678
 (916) 772-0872

Client: AECOM SJ
 File Number: 2101147
 Route: LASUEN ST
 Location: S. of ARBORETUM RD

Site Ref: 6
 Direction: OUT

Count Date	4/19/2021		4/20/2021		4/21/2021		4/22/2021		4/23/2021		Average	
Count Time	AM	PM	AM	PM	AM	PM	AM	PM	AM	PM	AM	PM
00:00	0	22	0	10	0	11	0	15	0	13	0	14
00:15	1	12	1	17	0	11	0	6	0	7	0	11
00:30	0	22	1	24	1	17	0	17	0	6	0	17
00:45	0	17	0	22	0	13	0	15	0	10	0	15
01:00	0	21	0	17	0	23	0	20	0	8	0	18
01:15	0	27	0	17	0	16	0	13	0	8	0	16
01:30	0	14	0	11	0	13	0	15	0	11	0	13
01:45	0	18	0	17	0	11	0	9	0	9	0	13
02:00	0	25	1	14	1	9	0	17	0	17	0	16
02:15	0	30	0	14	0	12	0	15	0	7	0	16
02:30	0	25	0	6	0	8	0	15	0	13	0	13
02:45	0	17	0	8	0	8	0	7	0	12	0	10
03:00	0	24	0	16	1	16	0	10	0	9	0	15
03:15	0	13	0	16	0	13	0	9	0	8	0	12
03:30	1	22	1	8	0	11	0	16	0	9	0	13
03:45	0	18	0	19	1	14	0	8	0	6	0	13
04:00	0	23	0	26	0	21	0	11	0	17	0	20
04:15	0	16	0	18	0	17	0	9	0	15	0	15
04:30	0	12	0	4	0	12	0	8	0	8	0	9
04:45	0	0	1	6	0	8	0	5	0	6	0	5
05:00	2	0	0	2	1	3	0	5	0	7	1	3
05:15	0	6	0	2	0	8	0	3	0	2	0	4
05:30	0	1	0	1	0	0	0	0	0	2	0	1
05:45	0	4	0	1	0	3	0	1	0	3	0	2
06:00	0	3	0	0	0	1	0	2	1	0	0	1
06:15	1	0	2	0	3	1	0	0	0	4	1	1
06:30	0	0	0	2	0	2	0	3	0	2	0	2
06:45	2	1	1	1	0	2	0	2	0	3	1	2
07:00	0	2	0	0	0	0	1	0	1	0	0	0
07:15	3	0	0	0	3	1	2	0	0	0	2	0
07:30	1	2	0	1	5	0	3	0	0	0	2	1
07:45	2	0	0	0	2	0	0	1	2	0	1	0
08:00	3	3	0	0	1	1	0	0	1	1	1	1
08:15	1	0	1	1	2	0	2	1	3	1	2	1
08:30	4	0	1	0	4	1	2	0	2	1	3	0
08:45	12	0	7	0	2	0	1	0	2	0	5	0
09:00	17	1	21	1	19	0	6	0	6	0	14	0
09:15	29	0	17	0	13	2	20	3	18	1	19	1
09:30	22	0	19	1	13	0	10	0	23	2	17	1
09:45	26	0	19	0	8	0	9	0	15	0	15	0
10:00	22	0	17	0	9	0	10	0	11	0	14	0
10:15	18	0	21	1	19	0	16	0	14	0	18	0
10:30	15	0	23	1	21	0	18	0	15	0	18	0
10:45	23	0	17	0	20	0	14	0	13	0	17	0
11:00	19	0	24	0	19	1	12	0	15	0	18	0
11:15	30	0	28	0	19	1	9	0	9	0	19	0
11:30	19	0	16	0	15	0	7	0	12	1	14	0
11:45	27	0	14	0	19	0	11	1	18	0	18	0
Totals	300	401	253	305	221	291	153	262	181	229	222	298
Day Total	701		558		512		415		410		519	
AM Pct	42.8%		45.3%		43.2%		36.9%		44.1%		42.7%	
Peak Hour	9:15	13:45	10:30	12:15	10:15	12:30	10:15	12:30	9:15	14:00	10:30	12:30
Peak Volume	99	98	92	80	79	69	60	65	67	49	73	67
P.H.F	0.8534	0.8167	0.8214	0.8333	0.9405	0.7500	0.8333	0.8125	0.7283	0.7206	0.9553	0.9354

AECOM

7:00-8:00 AM	6	51	0	54	10	58	6	33	3	46	5	48
7:15-8:15 AM	9	28	0	30	11	40	5	27	3	36	6	32
7:30-8:30 AM	7	18	1	14	10	31	5	21	6	23	6	21
7:45-8:45 AM	10	7	2	11	9	19	4	13	8	17	7	13
8:00-9:00 AM	20	11	9	6	9	14	5	9	8	14	10	11

4:00-5:00 PM	6	51	0	54	10	58	6	33	3	46	5	48
4:15-5:15 PM	9	28	0	30	11	40	5	27	3	36	6	32
4:30-5:30 PM	7	18	1	14	10	31	5	21	6	23	6	21
4:45-5:45 PM	10	7	2	11	9	19	4	13	8	17	7	13
5:00-6:00 PM	20	11	9	6	9	14	5	9	8	14	10	11

Traffic Research & Analysis, Inc.
 961 Washington Blvd., Suite 603
 Roseville, CA 95678
 (916) 772-0872

Client: AECOM SJ
 File Number: 2101148
 Route: GALVEZ ST
 Location: S. of ARBORETUM RD

Site Ref: 7
 Direction: IN

Count Date	4/19/2021		4/20/2021		4/21/2021		4/22/2021		4/23/2021		Average	
Count Time	AM	PM	AM	PM	AM	PM	AM	PM	AM	PM	AM	PM
00:00	4	72	4	57	1	70	8	63	4	57	4	64
00:15	3	80	2	76	2	58	3	71	1	57	2	68
00:30	0	88	0	88	2	60	2	68	2	57	1	72
00:45	1	91	1	79	1	77	2	70	0	74	1	78
01:00	1	75	0	70	1	57	1	49	3	48	1	60
01:15	3	64	0	63	0	40	0	57	0	60	1	57
01:30	0	50	0	72	0	63	0	60	1	44	0	58
01:45	0	88	0	69	1	52	1	54	1	60	1	65
02:00	0	71	1	71	1	65	1	59	1	53	1	64
02:15	1	64	0	56	0	71	0	49	0	51	0	58
02:30	0	72	1	63	0	55	1	57	2	55	1	60
02:45	0	67	2	48	0	69	0	51	0	60	0	59
03:00	1	44	0	39	2	51	1	48	0	48	1	46
03:15	0	39	1	40	1	58	1	48	0	44	1	46
03:30	2	42	2	39	1	59	1	43	3	45	2	46
03:45	1	41	1	50	4	58	0	49	0	38	1	47
04:00	2	50	3	55	0	56	3	49	2	59	2	54
04:15	2	59	2	51	2	37	1	45	2	52	2	49
04:30	11	24	8	36	8	25	8	31	10	44	9	32
04:45	7	45	11	36	12	45	10	36	14	44	11	41
05:00	4	19	8	34	6	40	8	32	7	41	7	33
05:15	13	29	16	25	15	38	16	31	16	40	15	33
05:30	30	37	39	24	28	22	25	35	29	54	30	34
05:45	40	38	45	33	43	33	42	35	40	31	42	34
06:00	26	34	24	37	32	28	25	32	35	34	28	33
06:15	29	23	48	34	43	30	43	24	45	37	42	30
06:30	34	33	54	23	39	29	46	27	41	27	43	28
06:45	36	28	42	30	47	25	40	31	36	31	40	29
07:00	36	26	37	30	35	23	34	30	34	36	35	29
07:15	59	27	66	19	47	23	51	23	49	27	54	24
07:30	47	24	57	12	57	18	46	26	44	30	50	22
07:45	63	22	63	28	59	14	62	23	56	23	61	22
08:00	41	22	47	22	53	16	55	15	43	18	48	19
08:15	53	16	40	15	63	12	48	17	49	16	51	15
08:30	81	7	75	13	78	34	82	8	66	17	76	16
08:45	107	20	75	19	85	15	93	10	61	20	84	17
09:00	82	12	63	16	82	12	63	8	67	16	71	13
09:15	76	9	78	8	93	5	67	14	56	15	74	10
09:30	94	8	84	9	69	8	69	11	68	15	77	10
09:45	84	7	88	18	78	7	73	17	63	13	77	12
10:00	81	6	77	11	65	8	69	8	46	10	68	9
10:15	64	8	67	8	69	8	66	8	65	11	66	9
10:30	79	7	70	7	96	4	74	4	58	6	75	6
10:45	78	12	83	5	74	6	51	7	56	15	68	9
11:00	81	6	87	6	59	4	57	7	47	7	66	6
11:15	71	8	69	3	64	5	45	8	44	12	59	7
11:30	84	7	75	4	68	8	57	13	57	11	68	9
11:45	86	6	89	8	65	5	79	3	78	4	79	5
Totals	1698	1727	1705	1659	1651	1606	1530	1564	1402	1667	1597	1645
Day Total	3425		3364		3257		3094		3069		3242	
AM Pct	49.6%		50.7%		50.7%		49.5%		45.7%		49.3%	
Peak Hour	8:45	12:15	9:15	12:15	8:30	12:00	8:30	12:00	9:00	12:00	8:45	12:00
Peak Volume	359	334	327	313	338	265	305	272	254	245	306	283
P.H.F	0.8388	0.9176	0.9290	0.8892	0.9086	0.8604	0.8199	0.9577	0.9338	0.8277	0.9097	0.9035

AECOM

7:00-8:00 AM	205	178	223	178	198	163	193	161	183	199	200	176
7:15-8:15 AM	210	147	233	157	216	147	214	144	192	181	213	155
7:30-8:30 AM	204	117	207	131	232	148	211	130	192	169	209	139
7:45-8:45 AM	238	130	225	119	253	145	247	134	214	179	235	141
8:00-9:00 AM	282	123	237	116	279	133	278	133	219	166	259	134

4:00-5:00 PM	205	178	223	178	198	163	193	161	183	199	200	176
4:15-5:15 PM	210	147	233	157	216	147	214	144	192	181	213	155
4:30-5:30 PM	204	117	207	131	232	148	211	130	192	169	209	139
4:45-5:45 PM	238	130	225	119	253	145	247	134	214	179	235	141
5:00-6:00 PM	282	123	237	116	279	133	278	133	219	166	259	134

Traffic Research & Analysis, Inc.
 961 Washington Blvd., Suite 603
 Roseville, CA 95678
 (916) 772-0872

Client: AECOM SJ
 File Number: 2101149
 Route: GALVEZ ST
 Location: S. of ARBORETUM RD

Site Ref: 7
 Direction: OUT

Count Date	4/19/2021		4/20/2021		4/21/2021		4/22/2021		4/23/2021		Average	
Count Time	AM	PM	AM	PM	AM	PM	AM	PM	AM	PM	AM	PM
00:00	3	99	0	67	4	54	1	61	4	51	2	66
00:15	4	71	1	70	1	54	2	58	7	47	3	60
00:30	3	69	2	58	3	46	3	43	2	54	3	54
00:45	5	62	4	66	3	59	1	62	4	57	3	61
01:00	3	62	1	64	4	59	3	56	2	66	3	61
01:15	1	45	3	87	3	71	5	58	4	55	3	63
01:30	1	71	3	82	1	79	4	62	3	70	2	73
01:45	2	85	0	70	6	69	2	51	4	46	3	64
02:00	2	78	1	74	0	64	1	67	2	64	1	69
02:15	0	77	2	63	3	61	3	68	4	60	2	66
02:30	0	112	3	96	3	109	3	92	3	90	2	100
02:45	0	79	5	70	1	82	6	51	3	68	3	70
03:00	1	88	5	71	3	68	0	68	4	85	3	76
03:15	1	109	0	77	0	92	2	96	3	75	1	90
03:30	0	89	0	87	0	79	1	79	1	93	0	85
03:45	0	64	0	62	1	65	1	81	2	74	1	69
04:00	0	67	1	80	1	61	0	84	0	72	0	73
04:15	0	69	1	97	0	71	0	77	0	77	0	78
04:30	0	83	0	63	1	85	1	82	2	76	1	78
04:45	3	53	1	61	1	56	0	52	0	64	1	57
05:00	3	68	3	57	2	68	0	84	2	67	2	69
05:15	4	69	1	78	3	62	2	63	4	79	3	70
05:30	4	67	3	66	4	50	2	56	6	63	4	60
05:45	1	59	3	54	2	55	7	79	8	66	4	63
06:00	7	48	5	39	4	53	5	63	3	50	5	51
06:15	5	57	2	57	8	46	6	58	5	56	5	55
06:30	10	50	12	40	8	46	10	47	14	53	11	47
06:45	10	43	11	42	10	52	12	71	13	59	11	53
07:00	12	51	15	54	15	61	9	45	8	62	12	55
07:15	13	46	16	46	18	45	18	38	19	49	17	45
07:30	21	37	24	28	23	32	22	38	20	57	22	38
07:45	19	41	27	27	21	33	20	31	16	36	21	34
08:00	32	32	13	33	21	32	20	24	22	24	22	29
08:15	33	33	28	20	33	30	28	32	28	33	30	30
08:30	20	21	26	34	35	26	31	33	24	25	27	28
08:45	35	25	30	19	40	23	31	29	24	32	32	26
09:00	29	14	45	22	44	17	36	14	26	16	36	17
09:15	56	9	47	9	62	10	46	24	38	16	50	14
09:30	66	13	56	13	50	9	68	19	42	12	56	13
09:45	57	15	64	10	64	9	48	15	34	15	53	13
10:00	59	8	61	15	52	11	62	9	48	14	56	11
10:15	39	7	58	12	43	7	61	10	40	7	48	9
10:30	50	9	57	10	57	12	47	11	44	14	51	11
10:45	53	8	57	6	65	5	51	7	43	9	54	7
11:00	51	8	68	7	62	9	56	7	59	4	59	7
11:15	61	4	67	4	86	7	39	10	61	12	63	7
11:30	67	6	65	4	69	8	50	8	66	16	63	8
11:45	71	4	73	1	48	7	66	4	65	5	65	4
Totals	917	2384	970	2272	988	2209	892	2277	836	2295	921	2287
Day Total	3301		3242		3197		3169		3131		3208	
AM Pct	27.8%		29.9%		30.9%		28.1%		26.7%		28.7%	
Peak Hour	11:45	14:30	11:30	15:30	10:45	14:30	9:30	15:15	11:00	15:00	11:15	14:30
Peak Volume	310	388	275	326	282	351	239	340	251	327	257	336
P.H.F	0.7828	0.8661	0.9418	0.8402	0.8198	0.8050	0.8787	0.8854	0.9508	0.8790	0.9684	0.8407

AECOM

7:00-8:00 AM	65	272	82	301	77	273	69	295	63	289	71	286
7:15-8:15 AM	85	273	80	278	83	280	80	295	77	284	81	282
7:30-8:30 AM	105	273	92	259	98	271	90	281	86	286	94	274
7:45-8:45 AM	104	257	94	262	110	236	99	255	90	273	99	257
8:00-9:00 AM	120	263	97	255	129	235	110	282	98	275	111	262

4:00-5:00 PM	65	272	82	301	77	273	69	295	63	289	71	286
4:15-5:15 PM	85	273	80	278	83	280	80	295	77	284	81	282
4:30-5:30 PM	105	273	92	259	98	271	90	281	86	286	94	274
4:45-5:45 PM	104	257	94	262	110	236	99	255	90	273	99	257
5:00-6:00 PM	120	263	97	255	129	235	110	282	98	275	111	262

Traffic Research & Analysis, Inc.
 961 Washington Blvd., Suite 603
 Roseville, CA 95678
 (916) 772-0872

Client: AECOM SJ
 File Number: 2101150
 Route: SERRA ST
 Location: SW. of EL CAMINO REAL

Site Ref: 8
 Direction: IN

Count Date	4/19/2021		4/20/2021		4/21/2021		4/22/2021		4/23/2021		Average	
Count Time	AM	PM	AM	PM	AM	PM	AM	PM	AM	PM	AM	PM
00:00	6	33	5	34	6	45	2	63	16	46	7	44
00:15	3	36	7	28	7	31	10	50	17	58	9	41
00:30	4	46	2	43	0	47	7	56	5	53	4	49
00:45	3	36	3	42	5	42	14	56	7	74	6	50
01:00	4	33	2	23	4	38	7	55	2	51	4	40
01:15	0	31	2	33	2	36	4	40	11	51	4	38
01:30	3	29	3	37	2	40	1	41	5	47	3	39
01:45	1	33	0	26	2	34	5	40	6	43	3	35
02:00	0	22	2	29	1	36	2	36	5	63	2	37
02:15	2	44	2	34	1	39	0	30	3	43	2	38
02:30	0	33	2	25	0	19	0	50	3	55	1	36
02:45	3	33	0	36	0	26	5	67	2	77	2	48
03:00	0	25	2	34	1	35	1	40	0	25	1	32
03:15	1	28	2	32	2	36	2	35	3	49	2	36
03:30	2	31	4	28	1	25	4	40	4	34	3	32
03:45	1	33	1	34	2	35	0	47	3	73	1	44
04:00	1	30	1	36	1	37	3	62	2	55	2	44
04:15	1	48	1	29	1	30	5	56	2	66	2	46
04:30	6	24	6	31	8	31	7	39	7	55	7	36
04:45	7	22	6	29	8	28	15	45	5	52	8	35
05:00	6	32	7	27	8	26	7	36	10	33	8	31
05:15	9	36	15	35	11	30	27	38	23	55	17	39
05:30	18	33	19	45	20	39	30	56	25	47	22	44
05:45	23	26	17	48	19	37	47	52	46	75	30	48
06:00	8	34	10	31	9	28	13	47	25	54	13	39
06:15	18	34	22	37	21	38	34	52	33	85	26	49
06:30	26	33	25	28	27	26	33	52	31	52	28	38
06:45	20	23	29	40	24	34	51	53	42	50	33	40
07:00	20	30	17	35	30	30	34	47	26	83	25	45
07:15	25	28	24	37	13	30	41	53	38	65	28	43
07:30	28	20	24	29	26	32	46	65	34	72	32	44
07:45	41	38	38	25	32	49	49	64	42	73	40	50
08:00	34	33	38	32	27	57	61	48	41	52	40	44
08:15	34	25	34	20	35	33	47	44	49	57	40	36
08:30	37	19	36	13	40	41	63	33	56	58	46	33
08:45	31	34	34	31	38	39	45	46	47	73	39	45
09:00	37	30	46	25	29	41	52	62	41	67	41	45
09:15	30	13	30	24	43	35	66	33	78	55	49	32
09:30	31	23	29	12	37	29	45	37	37	58	36	32
09:45	30	16	40	22	27	18	49	26	50	53	39	27
10:00	28	15	28	9	22	19	37	23	46	42	32	22
10:15	30	8	31	13	29	21	35	17	49	30	35	18
10:30	33	10	28	10	32	17	55	22	42	40	38	20
10:45	30	3	19	13	36	14	43	19	39	31	33	16
11:00	25	7	19	6	34	20	20	15	34	23	26	14
11:15	32	3	35	7	40	24	48	19	59	25	43	16
11:30	34	9	34	4	37	15	69	12	42	21	43	12
11:45	45	4	36	5	25	6	58	12	57	17	44	9
Totals	811	1269	817	1306	825	1518	1299	2031	1250	2516	1000	1728
Day Total	2080		2123		2343		3330		3766		2728	
AM Pct	39.0%		38.5%		35.2%		39.0%		33.2%		36.7%	
Peak Hour	11:45	12:00	8:15	17:30	8:30	19:45	11:30	19:15	8:30	19:00	11:45	12:00
Peak Volume	160	151	150	161	150	180	240	230	222	293	178	184
P.H.F	0.8696	0.8207	0.8152	0.8385	0.8721	0.7895	0.8696	0.8846	0.7115	0.8825	0.9082	0.9190

AECOM

7:00-8:00 AM	114	124	103	125	101	126	170	202	140	228	126	161
7:15-8:15 AM	128	126	124	116	98	115	197	176	155	206	140	148
7:30-8:30 AM	137	114	134	122	120	115	203	158	166	195	152	141
7:45-8:45 AM	146	123	146	136	134	123	220	175	188	187	167	149
8:00-9:00 AM	136	127	142	155	140	132	216	182	193	210	165	161
4:00-5:00 PM	114	124	103	125	101	126	170	202	140	228	126	161
4:15-5:15 PM	128	126	124	116	98	115	197	176	155	206	140	148
4:30-5:30 PM	137	114	134	122	120	115	203	158	166	195	152	141
4:45-5:45 PM	146	123	146	136	134	123	220	175	188	187	167	149
5:00-6:00 PM	136	127	142	155	140	132	216	182	193	210	165	161

Traffic Research & Analysis, Inc.
 961 Washington Blvd., Suite 603
 Roseville, CA 95678
 (916) 772-0872

Client: AECOM SJ
 File Number: 2101151
 Route: SERRA ST
 Location: SW. of EL CAMINO REAL

Site Ref: 8
 Direction: OUT

Count Date	4/19/2021		4/20/2021		4/21/2021		4/22/2021		4/23/2021		Average	
Count Time	AM	PM	AM	PM	AM	PM	AM	PM	AM	PM	AM	PM
00:00	6	35	7	37	8	59	7	31	7	40	7	40
00:15	3	32	3	37	4	36	8	45	11	46	6	39
00:30	4	42	9	39	4	34	4	38	8	41	6	39
00:45	4	37	2	41	6	44	7	44	5	45	5	42
01:00	4	39	3	36	7	38	7	51	5	47	5	42
01:15	3	32	2	50	3	43	6	39	4	58	4	44
01:30	1	34	3	48	1	37	2	35	2	56	2	42
01:45	1	44	0	39	2	31	1	42	1	37	1	39
02:00	3	30	4	34	1	40	2	54	3	51	3	42
02:15	0	37	4	40	3	45	3	47	4	49	3	44
02:30	0	59	4	65	6	50	5	61	4	67	4	60
02:45	2	45	3	45	1	47	7	46	2	44	3	45
03:00	1	44	1	53	0	39	2	38	2	50	1	45
03:15	1	48	0	69	1	61	3	63	0	61	1	60
03:30	0	65	2	53	2	52	2	62	2	49	2	56
03:45	2	40	3	41	1	47	1	43	2	41	2	42
04:00	1	48	0	51	0	43	0	55	2	57	1	51
04:15	0	53	1	55	1	50	0	63	2	62	1	57
04:30	1	51	1	63	3	63	1	54	1	71	1	60
04:45	0	49	4	42	0	42	3	42	3	63	2	48
05:00	2	48	0	75	1	42	1	46	4	66	2	55
05:15	5	55	3	43	6	47	3	47	3	60	4	50
05:30	6	55	3	49	5	61	11	55	12	60	7	56
05:45	5	54	9	40	5	49	3	37	7	52	6	46
06:00	8	51	8	45	4	52	6	50	6	59	6	51
06:15	5	34	3	38	4	44	8	65	6	76	5	51
06:30	7	55	12	54	17	49	13	55	17	77	13	58
06:45	10	58	13	38	5	60	20	36	14	63	12	51
07:00	11	39	6	30	9	35	11	38	10	59	9	40
07:15	9	42	7	36	14	42	13	50	15	43	12	43
07:30	20	35	22	39	17	42	21	32	25	68	21	43
07:45	22	24	27	34	25	25	25	50	27	53	25	37
08:00	18	29	11	39	12	29	22	41	21	38	17	35
08:15	19	28	26	29	26	40	32	33	31	43	27	35
08:30	21	18	29	33	25	29	27	54	27	44	26	36
08:45	32	19	24	18	39	20	27	26	21	48	29	26
09:00	27	19	39	22	27	30	37	30	39	37	34	28
09:15	31	16	31	13	25	21	32	17	30	31	30	20
09:30	34	22	29	24	30	21	33	26	35	28	32	24
09:45	40	23	31	18	38	20	29	22	36	22	35	21
10:00	31	11	22	18	20	15	31	21	28	24	26	18
10:15	25	12	20	18	32	14	25	14	30	23	26	16
10:30	32	10	29	12	31	11	39	18	36	17	33	14
10:45	26	10	27	10	31	12	34	12	32	21	30	13
11:00	35	9	28	4	42	16	32	11	38	18	35	12
11:15	31	8	29	5	22	11	31	7	39	10	30	8
11:30	46	4	37	5	32	7	48	12	51	13	43	8
11:45	39	4	34	5	44	6	39	6	44	20	40	8
Totals	634	1656	615	1732	642	1751	724	1864	754	2208	674	1842
Day Total	2290		2347		2393		2588		2962		2516	
AM Pct	27.7%		26.2%		26.8%		28.0%		25.5%		26.8%	
Peak Hour	11:30	17:15	11:45	16:15	11:45	17:15	11:30	15:15	11:30	18:00	11:30	16:15
Peak Volume	152	215	147	235	173	209	163	223	181	275	162	220
P.H.F	0.8261	0.9773	0.9423	0.7833	0.7331	0.8566	0.8490	0.8849	0.8873	0.8929	0.9486	0.9106

AECOM

7:00-8:00 AM	62	201	62	211	65	198	70	214	77	253	67	215
7:15-8:15 AM	69	201	67	235	68	197	81	205	88	262	75	220
7:30-8:30 AM	79	203	86	223	80	194	100	189	104	260	90	214
7:45-8:45 AM	80	207	93	209	88	192	106	190	106	249	95	209
8:00-9:00 AM	90	212	90	207	102	199	108	185	100	238	98	208

4:00-5:00 PM	62	201	62	211	65	198	70	214	77	253	67	215
4:15-5:15 PM	69	201	67	235	68	197	81	205	88	262	75	220
4:30-5:30 PM	79	203	86	223	80	194	100	189	104	260	90	214
4:45-5:45 PM	80	207	93	209	88	192	106	190	106	249	95	209
5:00-6:00 PM	90	212	90	207	102	199	108	185	100	238	98	208

Traffic Research & Analysis, Inc.
 961 Washington Blvd., Suite 603
 Roseville, CA 95678
 (916) 772-0872

Client: AECOM SJ
 File Number: 2101152
 Route: YALE ST
 Location: W. of STANFORD AVE

Site Ref: 9
 Direction: IN

Count Date	4/19/2021		4/20/2021		4/21/2021		4/22/2021		4/23/2021		Average	
Count Time	AM	PM	AM	PM	AM	PM	AM	PM	AM	PM	AM	PM
00:00	2	18	3	36	4	17	0	24	2	19	2	23
00:15	2	14	0	29	1	24	0	41	3	24	1	26
00:30	2	25	2	18	4	24	0	25	0	29	2	24
00:45	0	29	0	21	0	21	2	32	2	25	1	26
01:00	0	33	2	28	2	28	0	17	0	32	1	28
01:15	2	28	1	28	0	29	0	29	0	24	1	28
01:30	0	23	0	35	0	29	0	32	0	20	0	28
01:45	2	31	0	35	0	25	0	42	0	31	0	33
02:00	2	30	0	31	0	18	0	28	0	26	0	27
02:15	0	30	0	28	3	17	0	25	0	23	1	25
02:30	0	15	1	30	0	17	0	25	0	19	0	21
02:45	0	28	2	30	1	35	0	29	0	33	1	31
03:00	1	28	0	38	0	44	0	23	0	27	0	32
03:15	0	19	0	30	0	34	0	28	0	26	0	27
03:30	0	24	0	23	0	16	0	15	2	30	0	22
03:45	0	23	0	37	0	37	0	44	0	41	0	36
04:00	0	42	0	47	0	52	0	51	0	58	0	50
04:15	2	41	0	27	0	31	0	23	1	48	1	34
04:30	0	54	0	15	0	30	0	26	0	53	0	36
04:45	0	20	0	35	4	52	2	40	6	40	2	37
05:00	0	39	0	64	0	39	2	58	0	45	0	49
05:15	5	35	2	35	2	41	0	40	0	66	2	43
05:30	0	59	0	31	2	57	1	53	0	59	1	52
05:45	3	47	5	47	3	47	3	40	3	43	3	45
06:00	1	41	3	32	2	41	4	37	4	43	3	39
06:15	3	33	5	45	6	29	9	43	4	45	5	39
06:30	12	40	14	29	11	34	8	36	14	28	12	33
06:45	10	40	17	24	17	43	21	38	22	44	17	38
07:00	13	52	12	32	15	29	18	36	20	29	16	36
07:15	19	23	12	29	13	46	12	30	18	17	15	29
07:30	20	30	24	34	15	24	25	36	24	39	22	33
07:45	28	20	33	32	36	23	26	26	16	38	28	28
08:00	33	25	36	14	31	12	15	16	39	11	31	16
08:15	26	12	30	22	37	24	27	21	39	14	32	19
08:30	35	14	44	11	29	28	23	9	40	31	34	19
08:45	25	6	24	14	24	21	42	29	27	13	28	17
09:00	29	17	23	20	32	20	35	13	26	13	29	17
09:15	22	7	21	13	25	20	24	13	22	9	23	12
09:30	20	13	26	6	22	10	22	7	33	16	25	10
09:45	13	9	21	8	21	5	36	7	23	14	23	9
10:00	18	5	18	4	16	6	15	8	24	14	18	7
10:15	27	2	25	3	21	3	25	1	18	13	23	4
10:30	25	5	16	1	19	6	14	5	26	7	20	5
10:45	17	0	14	10	16	2	11	4	18	6	15	4
11:00	14	4	27	2	17	8	12	7	15	2	17	5
11:15	21	4	22	4	15	2	26	6	32	7	23	5
11:30	19	3	23	2	17	2	36	0	14	9	22	3
11:45	27	2	46	1	11	4	31	4	29	2	29	3
Totals	500	1142	554	1170	494	1206	527	1222	566	1305	528	1209
Day Total	1642		1724		1700		1749		1871		1737	
AM Pct	30.5%		32.1%		29.1%		30.1%		30.3%		30.4%	
Peak Hour	7:45	17:15	7:45	17:00	7:45	16:45	11:30	16:45	8:00	17:00	8:00	17:00
Peak Volume	122	182	143	177	133	189	132	191	145	213	125	189
P.H.F	0.8714	0.7712	0.8125	0.6914	0.8986	0.8289	0.8049	0.8233	0.9063	0.8068	0.9152	0.9122

AECOM

7:00-8:00 AM	80	157	81	124	79	165	81	140	78	199	80	157
7:15-8:15 AM	100	154	105	141	95	152	78	147	97	186	95	156
7:30-8:30 AM	107	148	123	149	119	162	93	164	118	204	112	165
7:45-8:45 AM	122	153	143	165	133	189	91	191	134	210	125	182
8:00-9:00 AM	119	180	134	177	121	184	107	191	145	213	125	189
4:00-5:00 PM	80	157	81	124	79	165	81	140	78	199	80	157
4:15-5:15 PM	100	154	105	141	95	152	78	147	97	186	95	156
4:30-5:30 PM	107	148	123	149	119	162	93	164	118	204	112	165
4:45-5:45 PM	122	153	143	165	133	189	91	191	134	210	125	182
5:00-6:00 PM	119	180	134	177	121	184	107	191	145	213	125	189

Traffic Research & Analysis, Inc.
 961 Washington Blvd., Suite 603
 Roseville, CA 95678
 (916) 772-0872

Client: AECOM SJ
 File Number: 2101153
 Route: YALE ST
 Location: W. of STANFORD AVE

Site Ref: 9
 Direction: OUT

Count Date	4/19/2021		4/20/2021		4/21/2021		4/22/2021		4/23/2021		Average	
Count Time	AM	PM	AM	PM	AM	PM	AM	PM	AM	PM	AM	PM
00:00	1	20	3	36	5	16	0	22	3	16	2	22
00:15	2	14	0	29	1	24	0	41	3	26	1	27
00:30	2	26	2	18	4	21	0	25	0	28	2	24
00:45	0	28	0	23	0	21	3	32	2	24	1	26
01:00	0	34	2	28	2	28	0	16	0	30	1	27
01:15	3	29	1	27	0	29	0	29	0	26	1	28
01:30	0	23	0	33	0	29	1	31	0	19	0	27
01:45	2	32	0	31	0	26	0	44	0	33	0	33
02:00	2	31	0	33	0	19	0	29	0	30	0	28
02:15	0	29	0	28	3	20	0	27	0	24	1	26
02:30	0	14	1	32	0	16	0	27	0	19	0	22
02:45	1	27	2	28	1	33	0	29	0	33	1	30
03:00	1	29	0	39	0	47	0	20	0	28	0	33
03:15	0	18	0	31	0	32	0	27	0	29	0	27
03:30	0	22	0	24	0	16	0	15	2	32	0	22
03:45	0	25	0	35	0	36	0	46	0	40	0	36
04:00	0	41	0	50	0	56	0	51	0	58	0	51
04:15	2	41	0	26	0	37	0	24	1	50	1	36
04:30	0	51	0	17	0	34	0	26	0	51	0	36
04:45	0	20	0	35	4	53	2	42	6	39	2	38
05:00	0	41	0	66	0	39	1	60	0	47	0	51
05:15	5	36	2	35	2	43	0	40	0	68	2	44
05:30	0	59	0	30	2	56	1	50	0	62	1	51
05:45	2	52	5	49	2	49	3	43	4	43	3	47
06:00	2	42	3	35	2	39	3	36	3	49	3	40
06:15	3	35	6	45	6	31	9	44	4	45	6	40
06:30	13	44	14	27	12	36	8	37	14	29	12	35
06:45	10	41	17	24	18	44	23	39	21	45	18	39
07:00	12	55	11	32	15	30	17	37	19	31	15	37
07:15	20	24	14	25	13	50	12	34	20	18	16	30
07:30	22	30	25	35	16	26	26	39	24	38	23	34
07:45	29	20	33	32	37	24	24	28	20	39	29	29
08:00	35	26	38	16	33	13	7	18	40	12	31	17
08:15	29	12	31	25	37	26	28	21	43	15	34	20
08:30	38	14	42	11	31	30	21	9	42	31	35	19
08:45	27	4	24	15	23	21	44	29	28	13	29	16
09:00	30	16	23	21	37	19	41	13	32	14	33	17
09:15	24	7	23	13	25	21	22	12	25	8	24	12
09:30	24	12	24	6	22	9	22	8	33	16	25	10
09:45	13	10	23	8	21	5	39	7	21	15	23	9
10:00	19	5	20	5	15	7	16	7	23	13	19	7
10:15	27	1	25	4	22	3	26	1	20	13	24	4
10:30	26	5	15	1	20	7	13	5	25	6	20	5
10:45	16	0	13	10	15	1	10	4	19	6	15	4
11:00	14	4	31	2	17	9	13	6	13	2	18	5
11:15	21	4	23	3	15	2	26	7	33	7	24	5
11:30	18	3	22	3	17	2	34	0	14	9	21	3
11:45	27	3	49	1	11	4	28	4	27	3	28	3
Totals	522	1159	567	1182	506	1239	523	1241	584	1332	540	1231
Day Total	1681		1749		1745		1764		1916		1771	
AM Pct	31.1%		32.4%		29.0%		29.6%		30.5%		30.5%	
Peak Hour	7:45	17:15	7:45	17:00	7:45	16:45	8:15	17:00	8:00	17:15	8:15	17:00
Peak Volume	131	189	144	180	138	191	134	193	153	222	130	194
P.H.F	0.8618	0.8008	0.8571	0.6818	0.9324	0.8527	0.7614	0.8042	0.8895	0.8162	0.9353	0.9416

AECOM

7:00-8:00 AM	83	153	83	128	81	180	79	143	83	198	82	160
7:15-8:15 AM	106	153	110	144	99	163	69	152	104	187	98	160
7:30-8:30 AM	115	148	127	153	123	169	85	168	127	205	115	169
7:45-8:45 AM	131	156	144	166	138	191	80	192	145	216	128	184
8:00-9:00 AM	129	188	135	180	124	187	100	193	153	220	128	194

4:00-5:00 PM	83	153	83	128	81	180	79	143	83	198	82	160
4:15-5:15 PM	106	153	110	144	99	163	69	152	104	187	98	160
4:30-5:30 PM	115	148	127	153	123	169	85	168	127	205	115	169
4:45-5:45 PM	131	156	144	166	138	191	80	192	145	216	128	184
5:00-6:00 PM	129	188	135	180	124	187	100	193	153	220	128	194

Traffic Research & Analysis, Inc.
 961 Washington Blvd., Suite 603
 Roseville, CA 95678
 (916) 772-0872

Client: AECOM SJ
 File Number: 2101154
 Route: WELLESLEY ST
 Location: W. of STANFORD AVE

Site Ref: 10
 Direction: IN

Count Date	4/19/2021		4/20/2021		4/21/2021		4/22/2021		4/23/2021		Average	
Count Time	AM	PM	AM	PM	AM	PM	AM	PM	AM	PM	AM	PM
00:00	3	8	1	9	1	6	1	12	3	13	2	10
00:15	1	17	0	9	0	14	1	5	3	11	1	11
00:30	1	3	0	14	0	16	1	9	1	13	1	11
00:45	0	8	1	9	0	17	2	14	2	10	1	12
01:00	1	4	2	12	0	9	1	16	0	9	1	10
01:15	3	7	0	13	0	11	1	10	0	17	1	12
01:30	2	12	0	5	0	16	0	7	0	12	0	10
01:45	0	11	0	9	1	9	0	14	1	23	0	13
02:00	0	4	2	8	0	9	1	9	0	7	1	7
02:15	0	10	0	11	0	11	0	8	0	7	0	9
02:30	0	9	0	10	0	10	0	8	0	8	0	9
02:45	0	12	0	9	1	10	0	12	2	11	1	11
03:00	0	12	0	12	1	12	0	9	0	19	0	13
03:15	0	6	0	15	0	9	0	13	0	12	0	11
03:30	0	10	0	5	0	7	0	10	0	8	0	8
03:45	0	8	0	16	0	8	0	10	0	10	0	10
04:00	0	8	0	11	0	7	0	12	0	10	0	10
04:15	0	12	0	10	0	9	0	9	1	13	0	11
04:30	0	13	0	13	0	12	0	14	1	13	0	13
04:45	0	11	0	20	0	14	0	8	0	15	0	14
05:00	0	10	1	12	0	13	0	14	2	19	1	14
05:15	0	12	0	7	0	18	0	10	0	17	0	13
05:30	1	14	0	10	0	14	0	11	0	19	0	14
05:45	2	13	0	11	0	20	2	15	0	16	1	15
06:00	2	8	1	12	3	26	1	11	3	18	2	15
06:15	5	23	2	14	0	19	1	10	0	18	2	17
06:30	1	13	6	9	5	21	6	14	4	14	4	14
06:45	1	9	4	18	2	16	3	20	0	17	2	16
07:00	0	10	0	17	4	9	0	7	2	28	1	14
07:15	5	15	2	15	6	25	1	19	7	17	4	18
07:30	3	21	3	8	3	16	8	15	6	11	5	14
07:45	12	15	5	10	4	15	8	14	4	8	7	12
08:00	5	14	11	8	7	8	7	8	5	14	7	10
08:15	14	2	16	10	4	15	10	9	5	11	10	9
08:30	7	9	6	5	3	5	3	5	9	7	6	6
08:45	10	12	8	13	3	6	3	12	8	4	6	9
09:00	6	11	6	9	11	13	6	10	13	5	8	10
09:15	10	7	6	12	7	12	5	15	6	7	7	11
09:30	3	4	9	7	4	2	8	8	11	9	7	6
09:45	4	5	3	6	6	5	6	4	8	10	5	6
10:00	5	1	4	3	8	1	11	3	8	5	7	3
10:15	9	8	11	3	15	8	8	5	6	8	10	6
10:30	8	3	6	2	8	3	5	1	6	5	7	3
10:45	6	5	10	2	12	7	10	5	5	8	9	5
11:00	12	6	7	3	5	3	7	2	7	5	8	4
11:15	8	2	8	3	4	2	9	2	11	9	8	4
11:30	11	0	19	6	6	1	5	3	11	4	10	3
11:45	11	2	16	0	5	0	7	2	18	4	11	2
Totals	172	439	176	455	139	519	148	463	179	558	163	487
Day Total	611		631		658		611		737		650	
AM Pct	28.2%		27.9%		21.1%		24.2%		24.3%		25.1%	
Peak Hour	11:30	19:15	11:30	18:30	10:00	17:45	10:00	18:45	11:45	18:15	11:45	18:30
Peak Volume	47	65	53	59	43	86	34	61	55	77	43	63
P.H.F	0.6912	0.7738	0.6974	0.8194	0.7167	0.8269	0.7727	0.7625	0.7639	0.6875	0.9474	0.8599

AECOM

7:00-8:00 AM	20	44	10	54	17	42	17	43	19	51	17	47
7:15-8:15 AM	25	46	21	55	20	48	24	45	22	60	22	51
7:30-8:30 AM	34	46	35	52	18	57	33	46	20	64	28	53
7:45-8:45 AM	38	47	38	49	18	59	28	43	23	70	29	54
8:00-9:00 AM	36	49	41	40	17	65	23	50	27	71	29	55

4:00-5:00 PM	20	44	10	54	17	42	17	43	19	51	17	47
4:15-5:15 PM	25	46	21	55	20	48	24	45	22	60	22	51
4:30-5:30 PM	34	46	35	52	18	57	33	46	20	64	28	53
4:45-5:45 PM	38	47	38	49	18	59	28	43	23	70	29	54
5:00-6:00 PM	36	49	41	40	17	65	23	50	27	71	29	55

Traffic Research & Analysis, Inc.
 961 Washington Blvd., Suite 603
 Roseville, CA 95678
 (916) 772-0872

Client: AECOM SJ
 File Number: 2101155
 Route: WELLESLEY ST
 Location: W. of STANFORD AVE

Site Ref: 10
 Direction: OUT

Count Date	4/19/2021		4/20/2021		4/21/2021		4/22/2021		4/23/2021		Average	
Count Time	AM	PM	AM	PM	AM	PM	AM	PM	AM	PM	AM	PM
00:00	4	10	1	15	2	7	2	17	5	16	3	13
00:15	2	22	0	15	0	18	1	6	2	15	1	15
00:30	1	4	0	17	0	19	1	13	1	18	1	14
00:45	0	11	2	15	0	23	2	20	4	15	2	17
01:00	1	7	4	19	0	13	1	23	0	14	1	15
01:15	4	12	0	19	0	15	2	17	0	23	1	17
01:30	3	13	0	8	0	21	0	8	0	19	1	14
01:45	0	16	0	14	2	14	0	22	1	31	1	19
02:00	0	5	3	12	0	14	2	13	0	9	1	11
02:15	0	16	0	15	0	17	0	12	0	11	0	14
02:30	0	14	0	15	0	14	0	13	0	11	0	13
02:45	0	16	0	13	1	15	0	19	3	16	1	16
03:00	0	19	0	17	2	14	0	13	0	24	0	17
03:15	0	10	0	20	0	13	0	23	0	18	0	17
03:30	0	16	0	7	0	11	0	14	0	13	0	12
03:45	0	11	0	24	0	12	0	17	0	16	0	16
04:00	0	13	0	16	0	10	0	21	0	14	0	15
04:15	0	16	0	12	0	13	0	13	2	21	0	15
04:30	0	17	0	16	0	18	0	18	2	20	0	18
04:45	0	17	0	26	0	21	0	13	0	23	0	20
05:00	0	13	2	17	0	22	0	20	2	31	1	21
05:15	0	17	0	10	0	26	0	17	0	23	0	19
05:30	2	23	0	13	0	24	0	14	0	27	0	20
05:45	2	20	0	18	0	33	3	20	0	23	1	23
06:00	2	11	2	18	4	37	2	17	3	26	3	22
06:15	9	35	4	19	0	31	2	13	0	24	3	24
06:30	1	20	9	14	6	28	8	18	6	22	6	20
06:45	1	14	6	23	2	22	4	29	0	23	3	22
07:00	0	14	0	29	3	13	0	11	3	42	1	22
07:15	7	22	2	20	6	35	1	27	10	23	5	25
07:30	4	29	4	11	5	25	11	21	6	16	6	20
07:45	16	20	7	12	4	21	12	21	5	11	9	17
08:00	8	19	14	14	9	10	10	11	7	18	10	14
08:15	16	3	20	15	3	21	11	11	7	15	11	13
08:30	8	14	7	5	4	7	5	6	13	9	7	8
08:45	9	16	11	19	5	8	3	14	11	7	8	13
09:00	8	15	9	11	16	14	8	14	18	7	12	12
09:15	12	9	9	15	8	15	6	19	8	12	9	14
09:30	5	7	11	10	5	3	10	11	14	12	9	9
09:45	6	8	4	7	7	5	6	6	11	13	7	8
10:00	7	2	5	4	10	2	15	4	10	7	9	4
10:15	14	11	13	3	19	13	11	7	8	10	13	9
10:30	11	4	11	3	13	3	7	3	7	6	10	4
10:45	7	9	15	3	17	8	17	6	7	13	13	8
11:00	18	8	10	4	6	3	9	3	9	8	10	5
11:15	11	3	14	4	7	3	15	3	18	13	13	5
11:30	15	1	25	7	9	2	7	4	18	6	15	4
11:45	19	3	24	0	7	0	11	3	24	7	17	3
Totals	233	635	248	643	182	736	205	668	245	801	223	697
Day Total	868		891		918		873		1046		919	
AM Pct	26.8%		27.8%		19.8%		23.5%		23.4%		24.2%	
Peak Hour	11:30	19:15	11:30	18:30	10:00	17:45	10:00	18:45	11:15	18:15	11:30	18:30
Peak Volume	66	90	79	86	59	129	50	88	76	111	60	90
P.H.F	0.7500	0.7759	0.7900	0.7414	0.7763	0.8716	0.7353	0.7586	0.7917	0.6607	0.8824	0.8839

AECOM

7:00-8:00 AM	27	63	13	70	18	62	24	65	24	78	21	68
7:15-8:15 AM	35	63	27	71	24	74	34	64	28	95	30	73
7:30-8:30 AM	44	64	45	69	21	87	44	68	25	97	36	77
7:45-8:45 AM	48	70	48	66	20	93	38	64	32	104	37	79
8:00-9:00 AM	41	73	52	58	21	105	29	71	38	104	36	82

4:00-5:00 PM	27	63	13	70	18	62	24	65	24	78	21	68
4:15-5:15 PM	35	63	27	71	24	74	34	64	28	95	30	73
4:30-5:30 PM	44	64	45	69	21	87	44	68	25	97	36	77
4:45-5:45 PM	48	70	48	66	20	93	38	64	32	104	37	79
5:00-6:00 PM	41	73	52	58	21	105	29	71	38	104	36	82

Traffic Research & Analysis, Inc.
 961 Washington Blvd., Suite 603
 Roseville, CA 95678
 (916) 772-0872

Client: AECOM SJ
 File Number: 2101157
 Route: OBERLIN ST
 Location: W. of STANFORD AVE

Site Ref: 11
 Direction: IN

Count Date	4/19/2021		4/20/2021		4/21/2021		4/22/2021		4/23/2021		Average	
Count Time	AM	PM	AM	PM	AM	PM	AM	PM	AM	PM	AM	PM
00:00	0	1	0	3	0	4	2	1	0	3	0	2
00:15	0	2	0	4	0	3	1	5	0	3	0	3
00:30	0	2	0	3	0	4	1	1	1	4	0	3
00:45	0	2	0	4	0	1	0	3	0	3	0	3
01:00	0	2	0	3	0	6	0	2	1	4	0	3
01:15	0	4	0	4	0	4	1	8	0	11	0	6
01:30	0	9	0	14	0	5	0	11	1	7	0	9
01:45	0	0	1	5	0	7	0	2	0	4	0	4
02:00	0	1	0	2	0	1	1	3	0	2	0	2
02:15	0	1	0	1	0	1	0	2	0	2	0	1
02:30	0	2	0	2	1	1	0	4	0	2	0	2
02:45	0	2	0	2	0	2	0	1	0	0	0	1
03:00	0	1	0	2	0	5	0	2	0	3	0	3
03:15	0	2	0	4	0	0	0	1	0	1	0	2
03:30	0	2	0	0	0	2	1	3	1	2	0	2
03:45	0	2	1	3	0	2	0	4	0	4	0	3
04:00	0	3	0	3	0	3	0	6	0	7	0	4
04:15	0	4	0	4	0	3	0	4	0	2	0	3
04:30	0	2	0	5	0	0	0	4	0	7	0	4
04:45	0	3	0	3	0	3	0	1	0	1	0	2
05:00	0	2	0	4	0	2	0	4	0	2	0	3
05:15	0	2	0	6	0	2	0	2	0	3	0	3
05:30	0	3	0	6	0	4	0	2	0	4	0	4
05:45	0	4	0	4	1	3	0	1	0	5	0	3
06:00	4	1	2	4	2	1	2	4	2	1	2	2
06:15	0	5	0	3	1	6	1	1	0	3	0	4
06:30	1	6	1	6	2	2	0	2	1	6	1	4
06:45	0	1	2	3	2	1	2	4	0	4	1	3
07:00	1	4	0	3	1	1	0	2	1	3	1	3
07:15	3	1	1	2	3	1	2	7	3	1	2	2
07:30	3	0	4	3	2	4	2	1	4	2	3	2
07:45	11	0	13	2	9	3	6	0	3	6	8	2
08:00	20	2	13	2	21	1	20	0	22	6	19	2
08:15	2	3	2	2	5	1	6	3	3	1	4	2
08:30	6	2	6	1	6	5	2	2	4	1	5	2
08:45	2	2	3	0	1	3	0	0	2	1	2	1
09:00	1	1	2	2	2	2	0	4	1	1	1	2
09:15	2	1	3	1	4	2	0	2	1	1	2	1
09:30	1	0	1	3	1	1	1	2	0	2	1	2
09:45	2	1	2	0	0	0	1	0	0	0	1	0
10:00	1	0	2	0	0	2	2	1	4	2	2	1
10:15	1	0	1	1	0	0	2	0	0	5	1	1
10:30	2	1	2	0	1	2	1	1	2	4	2	2
10:45	1	1	1	2	2	1	2	0	2	1	2	1
11:00	2	1	1	0	1	0	1	2	0	2	1	1
11:15	3	0	3	1	1	0	3	1	2	0	2	0
11:30	6	0	5	1	6	2	4	0	0	0	4	1
11:45	2	0	5	0	1	0	2	0	0	3	2	1
Totals	77	91	77	133	76	109	69	116	61	142	72	118
Day Total	168		210		185		185		203		190	
AM Pct	45.8%		36.7%		41.1%		37.3%		30.0%		37.9%	
Peak Hour	7:45	12:45	7:45	13:00	7:45	13:00	7:30	12:45	7:15	13:00	7:45	13:00
Peak Volume	39	17	34	26	41	22	34	24	32	26	36	22
P.H.F	0.4875	0.4722	0.6538	0.4643	0.4881	0.7857	0.4250	0.5455	0.3636	0.5909	0.4687	0.6087

AECOM

7:00-8:00 AM	18	12	18	15	15	9	10	15	11	17	14	14
7:15-8:15 AM	37	11	31	16	35	8	30	13	32	12	33	12
7:30-8:30 AM	36	9	32	18	37	7	34	11	32	13	34	12
7:45-8:45 AM	39	10	34	19	41	11	34	9	32	10	36	12
8:00-9:00 AM	30	11	24	20	33	11	28	9	31	14	29	13
4:00-5:00 PM	18	12	18	15	15	9	10	15	11	17	14	14
4:15-5:15 PM	37	11	31	16	35	8	30	13	32	12	33	12
4:30-5:30 PM	36	9	32	18	37	7	34	11	32	13	34	12
4:45-5:45 PM	39	10	34	19	41	11	34	9	32	10	36	12
5:00-6:00 PM	30	11	24	20	33	11	28	9	31	14	29	13

Traffic Research & Analysis, Inc.
 961 Washington Blvd., Suite 603
 Roseville, CA 95678
 (916) 772-0872

Client: AECOM SJ
 File Number: 2101156
 Route: OBERLIN ST
 Location: W. of STANFORD AVE

Site Ref: 11
 Direction: OUT

Count Date	4/19/2021		4/20/2021		4/21/2021		4/22/2021		4/23/2021		Average	
Count Time	AM	PM	AM	PM	AM	PM	AM	PM	AM	PM	AM	PM
00:00	1	1	0	7	0	5	0	4	0	5	0	4
00:15	0	5	0	3	0	8	0	5	0	6	0	5
00:30	0	5	0	5	0	2	0	3	0	2	0	3
00:45	1	4	0	0	0	1	0	4	0	3	0	2
01:00	0	1	0	6	0	6	0	0	0	1	0	3
01:15	0	7	0	3	0	2	0	4	0	3	0	4
01:30	1	8	0	6	1	10	0	4	0	9	0	7
01:45	0	2	0	5	0	4	0	4	0	5	0	4
02:00	0	4	0	2	0	3	0	2	0	4	0	3
02:15	0	2	0	3	0	0	0	1	0	2	0	2
02:30	0	1	0	0	0	2	0	3	0	4	0	2
02:45	0	2	0	5	0	2	0	8	0	2	0	4
03:00	0	1	0	1	0	5	0	3	0	1	0	2
03:15	0	7	0	8	0	12	0	6	0	7	0	8
03:30	0	3	0	4	0	1	0	5	0	2	0	3
03:45	0	5	0	7	0	5	0	4	0	3	0	5
04:00	0	1	0	2	0	5	0	3	0	2	0	3
04:15	0	3	0	3	0	4	0	4	0	9	0	5
04:30	0	4	0	3	0	3	0	5	0	7	0	4
04:45	0	9	0	7	0	6	0	5	0	4	0	6
05:00	0	3	0	5	0	6	0	1	0	4	0	4
05:15	0	5	1	1	1	3	1	6	1	8	1	5
05:30	0	2	0	2	0	4	0	6	0	3	0	3
05:45	0	4	0	3	0	3	0	3	0	3	0	3
06:00	0	4	0	5	0	4	0	2	0	7	0	4
06:15	0	8	1	6	0	3	0	3	0	3	0	5
06:30	0	5	0	1	1	6	0	6	1	2	0	4
06:45	0	2	1	2	1	4	1	4	0	4	1	3
07:00	0	2	2	4	0	1	0	3	1	4	1	3
07:15	1	2	1	2	2	2	1	2	0	2	1	2
07:30	0	2	1	4	0	2	0	2	3	2	1	2
07:45	4	1	1	2	1	2	1	2	1	6	2	3
08:00	7	2	7	1	5	2	5	2	3	2	5	2
08:15	1	1	3	1	2	2	3	0	1	2	2	1
08:30	2	4	3	0	4	3	1	0	2	5	2	2
08:45	2	1	1	1	3	0	0	0	3	2	2	1
09:00	1	2	4	0	3	1	0	3	4	1	2	1
09:15	3	1	5	0	2	1	4	1	2	1	3	1
09:30	2	1	2	0	0	1	2	1	2	1	2	1
09:45	3	0	2	1	3	1	3	0	1	2	2	1
10:00	1	0	1	0	1	0	3	0	2	1	2	0
10:15	1	0	1	1	9	1	1	3	2	1	3	1
10:30	2	1	2	0	2	0	4	0	2	0	2	0
10:45	2	0	2	2	2	0	4	0	3	0	3	0
11:00	1	2	2	0	0	1	1	0	3	0	1	1
11:15	4	1	2	0	1	0	1	0	1	2	2	1
11:30	1	0	7	0	2	0	3	1	6	1	4	0
11:45	3	1	0	0	2	0	6	0	0	0	2	0
Totals	44	132	52	124	48	139	45	128	44	150	47	135
Day Total	176		176		187		173		194		181	
AM Pct	25.0%		29.5%		25.7%		26.0%		22.7%		25.7%	
Peak Hour	7:45	13:15	11:30	15:15	11:30	15:00	11:30	14:45	11:30	16:15	11:30	16:15
Peak Volume	14	21	17	21	17	23	18	22	17	24	16	19
P.H.F	0.5000	0.6563	0.6071	0.6563	0.5313	0.4792	0.7500	0.6875	0.7083	0.6667	0.7315	0.7661

AECOM

7:00-8:00 AM	5	17	5	15	3	18	2	17	5	22	4	18
7:15-8:15 AM	12	19	10	18	8	19	7	15	7	24	9	19
7:30-8:30 AM	12	21	12	16	8	18	9	17	8	23	10	19
7:45-8:45 AM	14	19	14	15	12	19	10	18	7	19	11	18
8:00-9:00 AM	12	14	14	11	14	16	9	16	9	18	12	15

4:00-5:00 PM	5	17	5	15	3	18	2	17	5	22	4	18
4:15-5:15 PM	12	19	10	18	8	19	7	15	7	24	9	19
4:30-5:30 PM	12	21	12	16	8	18	9	17	8	23	10	19
4:45-5:45 PM	14	19	14	15	12	19	10	18	7	19	11	18
5:00-6:00 PM	12	14	14	11	14	16	9	16	9	18	12	15

Traffic Research & Analysis, Inc.
 961 Washington Blvd., Suite 603
 Roseville, CA 95678
 (916) 772-0872

Client: AECOM SJ
 File Number: 2101158
 Route: OLMSTEAD RD
 Location: N. of ESCONDIDO RD

Site Ref: 12
 Direction: IN

Count Date	4/19/2021		4/20/2021		4/21/2021		4/22/2021		4/23/2021		Average	
Count Time	AM	PM	AM	PM	AM	PM	AM	PM	AM	PM	AM	PM
00:00	0	6	0	3	0	4	0	5	0	2	0	4
00:15	0	4	0	5	1	0	0	3	0	4	0	3
00:30	0	2	0	1	0	1	0	3	0	1	0	2
00:45	0	0	0	1	0	2	0	3	0	1	0	1
01:00	0	3	0	2	0	1	0	0	0	1	0	1
01:15	0	1	0	4	0	9	0	2	1	0	0	3
01:30	0	10	0	8	0	7	0	3	0	4	0	6
01:45	1	3	0	2	0	0	1	3	0	2	0	2
02:00	0	4	0	0	0	1	0	3	0	3	0	2
02:15	0	2	0	3	0	3	0	0	0	1	0	2
02:30	0	1	0	0	0	0	0	1	0	2	0	1
02:45	0	1	0	2	0	1	0	2	0	0	0	1
03:00	0	3	0	0	1	0	1	1	0	1	0	1
03:15	0	1	0	1	0	0	0	0	0	2	0	1
03:30	0	1	0	1	0	0	0	4	0	2	0	2
03:45	0	1	0	2	0	4	0	0	0	0	0	1
04:00	0	5	0	1	0	0	0	2	1	0	0	2
04:15	0	5	0	5	0	6	1	4	0	5	0	5
04:30	0	0	0	0	0	0	0	3	0	2	0	1
04:45	0	1	0	0	0	4	0	0	0	0	0	1
05:00	0	2	0	2	0	5	0	1	0	3	0	3
05:15	0	2	0	0	0	1	0	2	0	0	0	1
05:30	0	0	0	2	0	2	0	1	0	2	0	1
05:45	0	4	2	2	1	0	2	0	1	2	1	2
06:00	3	1	2	0	3	1	4	2	2	0	3	1
06:15	6	3	3	1	6	1	7	3	2	1	5	2
06:30	4	4	7	0	11	1	8	2	5	1	7	2
06:45	2	0	3	1	2	0	3	1	1	2	2	1
07:00	2	1	8	1	2	2	2	2	2	1	3	1
07:15	5	0	3	3	7	0	3	1	5	2	5	1
07:30	7	1	5	0	6	0	7	0	6	2	6	1
07:45	1	0	3	0	2	0	1	1	5	0	2	0
08:00	7	0	8	0	7	0	15	0	10	0	9	0
08:15	5	0	4	2	5	2	3	1	1	0	4	1
08:30	2	0	3	0	1	1	1	0	1	0	2	0
08:45	2	0	2	2	3	0	4	0	5	0	3	0
09:00	4	0	6	0	3	0	4	1	2	0	4	0
09:15	5	0	0	0	2	0	1	1	1	0	2	0
09:30	2	0	3	0	1	0	1	0	0	0	1	0
09:45	0	0	0	0	1	0	0	0	1	0	0	0
10:00	0	0	0	1	0	1	1	0	0	0	0	0
10:15	1	0	1	0	1	0	0	0	1	0	1	0
10:30	1	0	1	0	2	0	1	0	1	1	1	0
10:45	2	0	1	0	5	0	1	0	0	0	2	0
11:00	4	0	1	0	2	0	0	0	0	1	1	0
11:15	2	0	0	1	4	1	3	0	0	0	2	0
11:30	3	0	5	0	0	0	3	1	2	0	3	0
11:45	2	0	0	0	0	0	1	0	3	0	1	0
Totals	73	72	71	59	79	61	79	62	59	51	72	61
Day Total	145		130		140		141		110		133	
AM Pct	50.3%		54.6%		56.4%		56.0%		53.6%		54.2%	
Peak Hour	7:15	13:30	6:15	13:00	6:00	12:45	7:15	12:00	7:15	13:30	7:15	13:15
Peak Volume	20	19	21	16	22	19	26	14	26	10	23	14
P.H.F	0.7143	0.4750	0.6563	0.5000	0.5000	0.5278	0.4333	0.7000	0.6500	0.6250	0.6011	0.5391

AECOM

7:00-8:00 AM	15	11	19	6	17	10	13	9	18	7	16	9
7:15-8:15 AM	20	8	19	7	22	15	26	8	26	10	23	10
7:30-8:30 AM	20	5	20	2	20	10	26	6	22	5	22	6
7:45-8:45 AM	15	5	18	4	15	12	20	4	17	5	17	6
8:00-9:00 AM	16	8	17	6	16	8	23	4	17	7	18	7

4:00-5:00 PM	15	11	19	6	17	10	13	9	18	7	16	9
4:15-5:15 PM	20	8	19	7	22	15	26	8	26	10	23	10
4:30-5:30 PM	20	5	20	2	20	10	26	6	22	5	22	6
4:45-5:45 PM	15	5	18	4	15	12	20	4	17	5	17	6
5:00-6:00 PM	16	8	17	6	16	8	23	4	17	7	18	7

Traffic Research & Analysis, Inc.
 961 Washington Blvd., Suite 603
 Roseville, CA 95678
 (916) 772-0872

Client: AECOM SJ
 File Number: 2101159
 Route: OLMSTEAD RD
 Location: N. of ESCONDIDO RD

Site Ref: 12
 Direction: OUT

Count Date	4/19/2021		4/20/2021		4/21/2021		4/22/2021		4/23/2021		Average	
Count Time	AM	PM	AM	PM	AM	PM	AM	PM	AM	PM	AM	PM
00:00	0	3	0	5	0	5	0	3	1	5	0	4
00:15	0	6	0	6	0	1	0	8	0	2	0	5
00:30	0	5	0	5	0	2	0	2	0	2	0	3
00:45	0	1	0	3	0	4	0	1	0	5	0	3
01:00	0	2	0	7	0	3	0	3	0	2	0	3
01:15	0	2	0	4	0	2	0	3	0	7	0	4
01:30	0	17	0	18	0	9	0	11	0	5	0	12
01:45	0	4	0	7	0	2	0	1	0	3	0	3
02:00	0	0	0	2	0	0	1	1	0	1	0	1
02:15	0	0	0	2	0	1	0	0	0	2	0	1
02:30	0	3	0	2	0	3	0	1	0	1	0	2
02:45	0	2	0	3	0	1	0	3	0	0	0	2
03:00	0	9	0	5	0	6	0	4	0	8	0	6
03:15	0	8	0	9	0	5	0	8	0	5	0	7
03:30	0	0	0	1	0	3	0	4	0	4	0	2
03:45	0	2	0	1	0	2	0	4	0	7	0	3
04:00	0	5	0	4	0	2	0	2	0	3	0	3
04:15	1	5	0	2	0	3	0	3	0	2	0	3
04:30	0	5	0	11	0	8	0	7	0	4	0	7
04:45	0	4	0	1	0	8	0	2	0	2	0	3
05:00	0	4	0	8	0	4	0	3	0	5	0	5
05:15	0	4	0	1	0	0	0	0	0	0	0	1
05:30	1	2	1	3	1	1	1	1	0	4	1	2
05:45	0	1	0	0	0	3	1	4	1	0	0	2
06:00	0	3	0	2	1	1	0	4	0	1	0	2
06:15	0	2	0	0	0	2	1	1	0	0	0	1
06:30	0	0	0	3	0	0	0	1	0	0	0	1
06:45	0	0	0	2	0	1	1	0	0	2	0	1
07:00	0	0	0	0	0	1	1	0	0	0	0	0
07:15	1	0	1	0	2	0	1	1	2	1	1	0
07:30	1	0	0	0	0	0	2	0	0	0	1	0
07:45	16	2	10	2	7	0	10	0	7	3	10	1
08:00	24	0	29	0	34	0	25	0	32	1	29	0
08:15	1	0	1	0	3	0	2	0	1	0	2	0
08:30	2	1	0	2	6	0	2	0	2	0	2	1
08:45	6	0	4	0	5	0	1	2	4	2	4	1
09:00	2	0	3	0	2	0	0	1	5	0	2	0
09:15	6	0	6	0	3	1	2	0	0	1	3	0
09:30	0	0	0	0	6	0	2	0	0	0	2	0
09:45	4	0	0	0	1	0	4	0	1	1	2	0
10:00	0	0	1	0	1	0	1	0	0	0	1	0
10:15	1	0	2	0	3	2	2	0	0	0	2	0
10:30	4	0	3	0	0	0	3	0	4	0	3	0
10:45	0	0	0	0	4	0	1	0	1	0	1	0
11:00	4	0	2	0	2	0	1	0	1	0	2	0
11:15	1	0	3	0	3	0	2	0	2	1	2	0
11:30	0	0	1	0	3	0	7	0	1	0	2	0
11:45	8	0	2	0	1	0	2	0	0	1	3	0
Totals	83	102	69	121	88	86	76	89	65	93	76	98
Day Total	185		190		174		165		158		174	
AM Pct	44.9%		36.3%		50.6%		46.1%		41.1%		43.7%	
Peak Hour	7:45	13:00	7:15	13:00	7:45	16:15	7:30	15:00	7:45	15:00	7:45	13:00
Peak Volume	43	25	40	36	50	23	39	20	42	24	43	22
P.H.F	0.4479	0.3676	0.3448	0.5000	0.3676	0.7188	0.3900	0.6250	0.3281	0.7500	0.3715	0.4667

AECOM

7:00-8:00 AM	18	19	11	18	9	21	14	14	9	11	12	17
7:15-8:15 AM	42	18	40	22	43	23	38	15	41	13	41	18
7:30-8:30 AM	42	17	40	21	44	20	39	12	40	11	41	16
7:45-8:45 AM	43	14	40	13	50	13	39	6	42	11	43	11
8:00-9:00 AM	33	11	34	12	48	8	30	8	39	9	37	10

4:00-5:00 PM	18	19	11	18	9	21	14	14	9	11	12	17
4:15-5:15 PM	42	18	40	22	43	23	38	15	41	13	41	18
4:30-5:30 PM	42	17	40	21	44	20	39	12	40	11	41	16
4:45-5:45 PM	43	14	40	13	50	13	39	6	42	11	43	11
5:00-6:00 PM	33	11	34	12	48	8	30	8	39	9	37	10

Traffic Research & Analysis, Inc.
 961 Washington Blvd., Suite 603
 Roseville, CA 95678
 (916) 772-0872

Client: AECOM SJ
 File Number: 2101160
 Route: BOWDOIN ST
 Location: W. of STANFORD AVE

Site Ref: 13
 Direction: IN

Count Date	4/19/2021		4/20/2021		4/21/2021		4/22/2021		4/23/2021		Average	
Count Time	AM	PM	AM	PM	AM	PM	AM	PM	AM	PM	AM	PM
00:00	5	41	2	41	2	51	4	44	2	42	3	44
00:15	2	26	1	49	2	49	1	36	0	43	1	41
00:30	4	40	2	41	1	42	1	44	2	32	2	40
00:45	2	34	0	49	1	45	1	52	4	36	2	43
01:00	1	37	1	34	1	34	1	29	2	51	1	37
01:15	1	38	0	32	1	41	3	26	0	40	1	35
01:30	1	43	0	44	1	44	4	28	3	50	2	42
01:45	0	35	0	49	1	39	1	49	0	59	0	46
02:00	1	39	0	34	0	24	2	39	0	36	1	34
02:15	0	31	0	44	0	35	1	31	1	36	0	35
02:30	0	32	0	20	0	27	0	28	1	51	0	32
02:45	1	34	1	33	1	32	0	32	1	31	1	32
03:00	0	43	0	36	0	33	2	38	0	41	0	38
03:15	1	31	0	32	0	42	0	34	0	38	0	35
03:30	0	21	0	36	0	26	1	29	1	37	0	30
03:45	0	35	1	48	1	33	2	37	0	47	1	40
04:00	2	39	1	35	2	31	3	37	4	41	2	37
04:15	4	34	3	46	3	34	5	28	4	54	4	39
04:30	5	24	5	33	3	21	3	37	7	33	5	30
04:45	5	17	6	44	9	42	7	31	3	39	6	35
05:00	10	34	11	25	6	43	11	33	5	44	9	36
05:15	17	22	15	44	17	28	13	31	17	40	16	33
05:30	16	28	26	26	21	38	17	37	19	31	20	32
05:45	39	31	31	37	30	40	42	36	35	52	35	39
06:00	23	26	32	24	37	28	21	31	27	42	28	30
06:15	27	28	28	34	35	26	29	35	25	30	29	31
06:30	35	24	36	16	44	25	34	22	37	35	37	24
06:45	29	29	40	16	25	18	38	32	26	33	32	26
07:00	22	14	32	23	25	19	27	30	27	35	27	24
07:15	29	27	25	22	23	20	40	23	27	41	29	27
07:30	46	16	29	18	49	20	36	19	44	38	41	22
07:45	59	13	63	23	64	25	63	25	71	25	64	22
08:00	64	19	53	16	79	21	64	18	63	22	65	19
08:15	57	18	48	13	54	12	58	18	43	21	52	16
08:30	59	15	60	10	58	14	43	7	56	16	55	12
08:45	45	19	47	16	34	18	51	23	38	22	43	20
09:00	37	14	42	5	38	11	36	18	39	21	38	14
09:15	28	5	40	12	34	10	32	13	50	15	37	11
09:30	28	7	29	11	40	6	35	13	28	14	32	10
09:45	35	8	34	15	45	14	45	15	31	10	38	12
10:00	32	7	37	6	34	5	25	4	35	18	33	8
10:15	38	9	35	12	40	12	40	7	29	14	36	11
10:30	23	3	39	4	35	6	32	6	36	10	33	6
10:45	41	4	39	6	37	6	35	5	35	14	37	7
11:00	31	4	30	3	32	4	29	5	33	9	31	5
11:15	41	5	37	6	30	5	22	3	39	10	34	6
11:30	38	6	44	4	40	3	45	4	46	12	43	6
11:45	39	4	48	6	39	4	47	4	42	8	43	5
Totals	1023	1113	1053	1233	1074	1206	1052	1226	1038	1519	1048	1259
Day Total	2136		2286		2280		2278		2557		2307	
AM Pct	47.9%		46.1%		47.1%		46.2%		40.6%		45.4%	
Peak Hour	7:45	13:15	7:45	12:00	7:45	12:00	7:45	12:00	7:45	13:00	7:45	12:00
Peak Volume	239	155	224	180	255	187	228	176	233	200	236	167
P.H.F	0.9336	0.9012	0.8889	0.9184	0.8070	0.9167	0.8906	0.8462	0.8204	0.8475	0.9125	0.9555

AECOM

7:00-8:00 AM	156	114	149	158	161	128	166	133	169	167	160	140
7:15-8:15 AM	198	109	170	148	215	140	203	129	205	170	198	139
7:30-8:30 AM	226	97	193	146	246	134	221	132	221	156	221	133
7:45-8:45 AM	239	101	224	139	255	151	228	132	233	154	236	135
8:00-9:00 AM	225	115	208	132	225	149	216	137	200	167	215	140

4:00-5:00 PM	156	114	149	158	161	128	166	133	169	167	160	140
4:15-5:15 PM	198	109	170	148	215	140	203	129	205	170	198	139
4:30-5:30 PM	226	97	193	146	246	134	221	132	221	156	221	133
4:45-5:45 PM	239	101	224	139	255	151	228	132	233	154	236	135
5:00-6:00 PM	225	115	208	132	225	149	216	137	200	167	215	140

Traffic Research & Analysis, Inc.
 961 Washington Blvd., Suite 603
 Roseville, CA 95678
 (916) 772-0872

Client: AECOM SJ
 File Number: 2101161
 Route: BOWDOIN ST
 Location: W. of STANFORD AVE

Site Ref: 13
 Direction: OUT

Count Date	4/19/2021		4/20/2021		4/21/2021		4/22/2021		4/23/2021		Average	
Count Time	AM	PM	AM	PM	AM	PM	AM	PM	AM	PM	AM	PM
00:00	3	30	2	33	2	39	4	23	4	40	3	33
00:15	2	17	3	31	3	34	2	30	7	29	3	28
00:30	2	30	2	40	1	36	2	30	4	40	2	35
00:45	1	35	0	46	1	26	3	37	0	32	1	35
01:00	0	39	1	34	2	32	1	30	4	32	2	33
01:15	1	47	0	37	0	51	1	35	0	51	0	44
01:30	1	48	0	40	0	29	1	49	1	38	1	41
01:45	0	36	0	39	0	32	3	33	0	44	1	37
02:00	1	32	1	25	1	32	0	41	2	40	1	34
02:15	0	44	2	40	2	55	3	35	2	45	2	44
02:30	0	81	0	97	6	80	2	85	1	89	2	86
02:45	0	52	3	57	0	59	2	63	2	62	1	59
03:00	0	49	0	56	0	57	0	60	1	59	0	56
03:15	0	83	0	70	1	59	0	70	0	67	0	70
03:30	2	65	1	72	0	64	1	66	2	61	1	66
03:45	1	44	2	61	0	44	0	50	0	57	1	51
04:00	0	42	0	53	0	50	1	58	0	61	0	53
04:15	1	47	0	62	1	52	2	50	1	63	1	55
04:30	1	52	1	57	2	67	1	46	1	72	1	59
04:45	0	57	0	53	0	53	2	52	0	61	0	55
05:00	0	50	1	72	1	58	0	65	0	78	0	65
05:15	2	68	1	42	1	62	1	55	1	60	1	57
05:30	1	38	3	36	0	43	1	62	2	42	1	44
05:45	1	40	7	41	3	46	1	32	5	45	3	41
06:00	2	32	3	46	6	52	4	53	4	43	4	45
06:15	8	35	9	25	8	29	5	35	5	36	7	32
06:30	7	31	10	31	14	29	8	25	11	41	10	31
06:45	11	36	7	26	13	26	9	19	7	40	9	29
07:00	10	31	9	31	11	28	5	34	5	37	8	32
07:15	9	26	10	25	9	27	6	25	17	33	10	27
07:30	19	17	24	31	15	23	15	24	11	25	17	24
07:45	25	15	24	25	17	15	35	19	28	22	26	19
08:00	28	11	26	12	32	13	26	21	20	22	26	16
08:15	23	23	27	13	13	16	19	18	27	26	22	19
08:30	18	27	26	20	22	28	23	24	20	23	22	24
08:45	21	16	25	18	38	13	27	19	31	11	28	15
09:00	28	20	21	21	25	15	26	16	27	23	25	19
09:15	21	8	24	18	30	7	22	10	18	10	23	11
09:30	21	15	23	14	19	11	18	15	16	18	19	15
09:45	25	11	16	6	22	7	27	9	23	9	23	8
10:00	23	2	31	6	23	11	29	4	26	11	26	7
10:15	16	6	24	2	23	2	25	9	18	14	21	7
10:30	20	5	25	8	14	3	27	5	25	10	22	6
10:45	23	7	33	3	22	5	27	6	24	13	26	7
11:00	36	2	23	2	31	2	19	2	38	7	29	3
11:15	19	3	24	6	35	3	37	4	29	3	29	4
11:30	34	3	30	2	23	4	27	3	32	4	29	3
11:45	37	4	36	4	44	1	32	4	33	4	36	3
Totals	504	1512	540	1589	536	1530	532	1560	535	1753	529	1589
Day Total	2016		2129		2066		2092		2288		2118	
AM Pct	25.0%		25.4%		25.9%		25.4%		23.4%		25.0%	
Peak Hour	11:00	14:30	11:45	14:30	11:45	14:30	11:15	14:30	11:45	14:30	11:45	14:30
Peak Volume	126	265	140	280	153	255	119	278	142	277	133	271
P.H.F	0.8514	0.7982	0.8750	0.7216	0.8693	0.7969	0.8041	0.8176	0.8875	0.7781	0.9121	0.7841

AECOM

7:00-8:00 AM	63	198	67	225	52	222	61	206	61	257	61	222
7:15-8:15 AM	81	206	84	244	73	230	82	213	76	274	79	233
7:30-8:30 AM	95	227	101	224	77	240	95	218	86	271	91	236
7:45-8:45 AM	94	213	103	203	84	216	103	234	95	241	96	221
8:00-9:00 AM	90	196	104	191	105	209	95	214	98	225	98	207

4:00-5:00 PM	63	198	67	225	52	222	61	206	61	257	61	222
4:15-5:15 PM	81	206	84	244	73	230	82	213	76	274	79	233
4:30-5:30 PM	95	227	101	224	77	240	95	218	86	271	91	236
4:45-5:45 PM	94	213	103	203	84	216	103	234	95	241	96	221
5:00-6:00 PM	90	196	104	191	105	209	95	214	98	225	98	207

Traffic Research & Analysis, Inc.
 961 Washington Blvd., Suite 603
 Roseville, CA 95678
 (916) 772-0872

Client: AECOM SJ
 File Number: 2101163
 Route: RAIMUNDO WAY
 Location: W. of STANFORD AVE

Site Ref: 14
 Direction: IN

Count Date	4/19/2021		4/20/2021		4/21/2021		4/22/2021		4/23/2021		Average	
Count Time	AM	PM	AM	PM	AM	PM	AM	PM	AM	PM	AM	PM
00:00	1	6	0	13	1	8	0	11	0	13	0	10
00:15	0	16	0	11	0	16	0	15	1	13	0	14
00:30	1	12	1	16	0	10	0	16	0	16	0	14
00:45	1	14	0	9	0	9	1	7	0	10	0	10
01:00	0	11	0	12	0	7	0	7	0	12	0	10
01:15	0	10	0	10	0	10	0	15	0	8	0	11
01:30	0	12	0	12	0	19	1	6	0	10	0	12
01:45	0	5	0	8	1	10	0	18	0	16	0	11
02:00	1	7	0	10	0	16	0	9	0	10	0	10
02:15	1	9	0	9	0	7	0	8	0	14	0	9
02:30	1	7	0	11	1	7	0	10	0	11	0	9
02:45	0	9	0	12	0	15	0	12	0	8	0	11
03:00	0	6	0	18	0	13	0	13	0	8	0	12
03:15	0	7	1	18	1	9	0	15	0	20	0	14
03:30	0	11	0	8	0	17	1	13	1	9	0	12
03:45	0	17	0	8	0	10	0	14	0	12	0	12
04:00	0	11	0	6	0	11	0	9	0	11	0	10
04:15	0	10	0	4	0	12	0	9	0	13	0	10
04:30	0	10	0	11	1	12	0	10	0	10	0	11
04:45	0	10	0	12	0	13	1	13	0	11	0	12
05:00	0	8	1	14	0	14	0	7	0	13	0	11
05:15	1	12	0	8	1	10	0	12	0	10	0	10
05:30	0	10	0	6	0	15	0	8	0	12	0	10
05:45	0	13	0	14	0	12	0	8	0	13	0	12
06:00	0	6	1	7	1	9	0	10	1	11	1	9
06:15	4	8	3	7	2	13	2	7	1	14	2	10
06:30	1	12	1	10	2	15	1	4	1	12	1	11
06:45	5	4	3	20	5	7	4	9	2	7	4	9
07:00	4	10	1	13	1	4	3	6	5	6	3	8
07:15	6	7	6	7	10	9	7	10	5	12	7	9
07:30	9	9	8	5	4	2	7	12	8	6	7	7
07:45	14	6	15	4	14	8	17	7	11	8	14	7
08:00	10	3	10	5	18	4	17	10	14	6	14	6
08:15	12	6	7	2	6	14	5	3	12	6	8	6
08:30	25	2	13	1	15	4	17	1	17	2	17	2
08:45	8	1	15	4	14	1	9	4	14	5	12	3
09:00	6	2	20	3	12	2	16	6	7	1	12	3
09:15	14	4	19	0	4	2	13	3	12	2	12	2
09:30	7	0	12	0	12	1	19	1	24	3	15	1
09:45	8	1	10	1	15	1	10	2	16	1	12	1
10:00	10	2	7	0	12	4	16	3	9	3	11	2
10:15	8	0	13	0	12	2	7	2	9	4	10	2
10:30	7	0	8	2	7	1	6	1	7	1	7	1
10:45	12	2	12	1	9	2	12	2	13	0	12	1
11:00	12	1	8	1	7	0	17	0	9	2	11	1
11:15	11	2	10	2	6	0	10	1	12	6	10	2
11:30	6	1	9	0	10	1	13	1	11	3	10	1
11:45	10	0	12	0	10	1	18	0	13	1	13	0
Totals	216	332	226	355	214	389	250	370	235	405	228	370
Day Total	548		581		603		620		640		598	
AM Pct	39.4%		38.9%		35.5%		40.3%		36.7%		38.1%	
Peak Hour	7:45	12:15	8:30	14:30	7:45	13:15	11:45	15:00	9:15	12:00	8:30	15:00
Peak Volume	61	53	67	59	53	55	60	55	61	52	54	49
P.H.F	0.6100	0.8281	0.8375	0.8194	0.7361	0.7237	0.8333	0.9167	0.6354	0.8125	0.7759	0.8913

AECOM

7:00-8:00 AM	33	41	30	33	29	48	34	41	29	45	31	42
7:15-8:15 AM	39	38	39	41	46	51	48	39	38	47	42	43
7:30-8:30 AM	45	40	40	45	42	49	46	42	45	44	44	44
7:45-8:45 AM	61	40	45	40	53	52	56	40	54	46	54	44
8:00-9:00 AM	55	43	45	42	53	51	48	35	57	48	52	44

4:00-5:00 PM	33	41	30	33	29	48	34	41	29	45	31	42
4:15-5:15 PM	39	38	39	41	46	51	48	39	38	47	42	43
4:30-5:30 PM	45	40	40	45	42	49	46	42	45	44	44	44
4:45-5:45 PM	61	40	45	40	53	52	56	40	54	46	54	44
5:00-6:00 PM	55	43	45	42	53	51	48	35	57	48	52	44

Traffic Research & Analysis, Inc.
 961 Washington Blvd., Suite 603
 Roseville, CA 95678
 (916) 772-0872

Client: AECOM SJ
 File Number: 2101162
 Route: RAIMUNDO WAY
 Location: W. of STANFORD AVE

Site Ref: 14
 Direction: OUT

Count Date	4/19/2021		4/20/2021		4/21/2021		4/22/2021		4/23/2021		Average	
Count Time	AM	PM	AM	PM	AM	PM	AM	PM	AM	PM	AM	PM
00:00	0	10	0	13	0	14	0	15	0	15	0	13
00:15	1	9	0	7	0	14	0	13	1	10	0	11
00:30	0	13	1	10	1	13	0	12	0	12	0	12
00:45	0	8	0	14	0	12	0	22	1	18	0	15
01:00	0	10	0	10	0	13	0	9	0	15	0	11
01:15	0	17	0	13	0	11	0	15	0	8	0	13
01:30	0	10	0	10	0	14	0	17	0	15	0	13
01:45	0	11	0	13	0	14	0	17	0	20	0	15
02:00	0	11	0	16	0	10	0	11	0	15	0	13
02:15	0	10	1	15	1	13	0	15	0	14	0	13
02:30	0	14	2	17	2	12	2	9	2	18	2	14
02:45	0	12	0	16	0	11	0	19	0	8	0	13
03:00	0	18	0	12	0	13	0	12	0	12	0	13
03:15	0	11	0	15	0	15	0	15	0	19	0	15
03:30	0	27	0	13	0	15	0	20	0	15	0	18
03:45	0	13	0	14	0	17	0	22	0	14	0	16
04:00	0	15	0	14	0	20	0	10	0	21	0	16
04:15	0	10	0	10	0	16	0	13	0	10	0	12
04:30	1	10	0	19	1	13	0	10	0	8	0	12
04:45	0	18	0	15	0	11	1	8	0	20	0	14
05:00	1	12	0	13	0	12	0	13	0	17	0	13
05:15	0	16	0	17	1	8	0	13	0	13	0	13
05:30	0	8	0	12	0	24	0	11	0	17	0	14
05:45	0	11	0	8	1	9	0	11	0	15	0	11
06:00	0	9	1	10	1	9	2	13	1	17	1	12
06:15	1	18	2	8	0	12	0	7	0	15	1	12
06:30	2	9	5	2	3	8	2	18	0	12	2	10
06:45	5	5	0	10	4	11	2	9	5	7	3	8
07:00	3	11	0	8	3	9	3	9	3	4	2	8
07:15	3	7	1	5	5	5	5	4	3	12	3	7
07:30	11	5	6	4	5	6	13	7	5	8	8	6
07:45	12	6	14	6	18	3	13	6	20	4	15	5
08:00	9	4	11	2	4	9	7	5	10	4	8	5
08:15	11	2	5	3	6	3	10	4	10	5	8	3
08:30	11	2	9	5	11	2	17	2	5	9	11	4
08:45	9	3	7	2	6	1	14	3	12	0	10	2
09:00	11	5	9	10	13	1	9	2	16	2	12	4
09:15	12	2	8	5	14	1	14	4	21	3	14	3
09:30	11	1	13	0	7	2	12	5	15	4	12	2
09:45	12	0	14	0	13	2	14	2	11	1	13	1
10:00	14	1	13	0	10	5	10	3	17	4	13	3
10:15	10	0	14	0	8	3	12	0	10	0	11	1
10:30	9	0	16	2	15	1	15	3	18	5	15	2
10:45	16	1	14	1	9	1	10	0	9	4	12	1
11:00	2	0	13	0	9	0	11	2	15	2	10	1
11:15	17	1	5	0	13	0	12	1	16	0	13	0
11:30	12	1	12	1	14	1	13	0	10	2	12	1
11:45	9	0	13	1	14	2	17	1	9	2	12	1
Totals	215	397	209	401	212	421	240	442	245	475	224	427
Day Total	612		610		633		682		720		651	
AM Pct	35.1%		34.3%		33.5%		35.2%		34.0%		34.4%	
Peak Hour	9:15	15:00	9:45	14:00	11:30	15:30	11:30	15:00	8:45	15:15	9:15	15:15
Peak Volume	49	69	57	64	56	68	58	69	64	69	51	65
P.H.F	0.8750	0.6389	0.8906	0.9412	1.0000	0.8500	0.8529	0.7841	0.7619	0.8214	0.9239	0.9028

AECOM

7:00-8:00 AM	29	53	21	58	31	60	34	41	31	59	29	54
7:15-8:15 AM	35	50	32	57	32	52	38	44	38	55	35	52
7:30-8:30 AM	43	56	36	64	33	44	43	44	45	58	40	53
7:45-8:45 AM	43	54	39	57	39	55	47	45	45	67	43	56
8:00-9:00 AM	40	47	32	50	27	53	48	48	37	62	37	52

4:00-5:00 PM	29	53	21	58	31	60	34	41	31	59	29	54
4:15-5:15 PM	35	50	32	57	32	52	38	44	38	55	35	52
4:30-5:30 PM	43	56	36	64	33	44	43	44	45	58	40	53
4:45-5:45 PM	43	54	39	57	39	55	47	45	45	67	43	56
5:00-6:00 PM	40	47	32	50	27	53	48	48	37	62	37	52

Traffic Research & Analysis, Inc.
 961 Washington Blvd., Suite 603
 Roseville, CA 95678
 (916) 772-0872

Client: AECOM SJ
 File Number: 2101164
 Route: SANTA MARIA AVE
 Location: N. of JUNIPERO SERRA BLVD

Site Ref: 15
 Direction: IN

Count Date	4/19/2021		4/20/2021		4/21/2021		4/22/2021		4/23/2021		Average	
Count Time	AM	PM	AM	PM	AM	PM	AM	PM	AM	PM	AM	PM
00:00		2	0	2	0	2	0	4	0	5	0	3
00:15		1	0	2	0	1	0	0	0	1	0	1
00:30		3	0	2	0	2	0	1	0	0	0	2
00:45		1	0	2	0	3	0	3	0	0	0	2
01:00		2	0	1	0	4	0	0	1	1	0	2
01:15		1	0	3	0	4	0	2	0	3	0	3
01:30		1	0	4	0	4	0	0	0	3	0	2
01:45		2	0	2	0	3	0	3	0	0	0	2
02:00		1	0	2	0	2	0	1	0	2	0	2
02:15		2	0	0	0	0	0	0	0	4	0	1
02:30		1	0	1	0	2	0	0	0	1	0	1
02:45		4	0	1	0	1	0	2	0	4	0	2
03:00		1	0	0	0	3	0	1	0	3	0	2
03:15		0	0	0	0	1	0	1	1	4	0	1
03:30		0	0	2	0	4	0	2	0	3	0	2
03:45		5	0	3	0	0	0	0	0	1	0	2
04:00		2	0	0	0	2	0	1	0	1	0	1
04:15		0	0	3	0	1	0	0	0	3	0	1
04:30		1	0	2	0	4	0	3	0	2	0	2
04:45		0	0	3	0	4	0	2	0	1	0	2
05:00		3	0	2	0	1	0	3	0	4	0	3
05:15		1	0	2	0	0	0	2	0	2	0	1
05:30		2	0	1	0	4	0	1	0	0	0	2
05:45		2	0	1	0	3	0	1	0	5	0	2
06:00		2	0	0	0	0	0	3	1	3	0	2
06:15		3	0	2	0	3	1	1	1	3	1	2
06:30		1	2	1	2	2	1	4	0	2	1	2
06:45		3	2	2	3	0	1	1	1	1	2	1
07:00		4	1	0	4	1	9	0	1	6	4	2
07:15		5	3	3	4	1	2	0	3	0	3	2
07:30		1	6	4	4	2	3	2	6	2	5	2
07:45		0	4	0	4	1	8	4	3	1	5	1
08:00		1	3	4	3	1	1	3	3	3	3	2
08:15		1	2	1	3	0	4	0	1	1	3	1
08:30		0	2	1	2	2	5	3	0	2	2	1
08:45		0	3	1	6	0	5	0	1	0	4	0
09:00	1	0	2	0	0	4	4	0	4	0	2	1
09:15	3	3	4	1	4	0	2	1	1	1	3	1
09:30	6	1	3	1	3	0	1	1	2	2	3	1
09:45	3	0	2	1	6	1	1	0	2	0	3	0
10:00	7	0	1	0	6	1	5	1	1	3	4	1
10:15	3	0	4	1	6	0	3	0	4	0	4	0
10:30	1	0	1	0	1	0	3	0	4	0	2	0
10:45	2	0	3	0	0	0	0	0	0	0	1	0
11:00	1	0	2	1	3	0	5	0	2	0	3	0
11:15	2	0	3	0	2	0	2	0	2	0	2	0
11:30	8	0	3	0	0	0	0	0	0	0	2	0
11:45	3	0	4	0	1	0	3	1	4	2	3	1
Totals	40	63	60	65	67	74	69	58	49	83	63	69
Day Total	103		125		141		127		132		132	
AM Pct	38.8%		48.0%		47.5%		54.3%		37.1%		48.0%	
Peak Hour	9:15	18:30	7:15	13:15	9:30	12:45	7:00	16:30	7:15	14:45	7:00	13:00
Peak Volume	19	13	16	11	21	15	22	10	15	14	16	9
P.H.F	0.6786	0.6500	0.6667	0.6875	0.8750	0.9375	0.6111	0.8333	0.6250	0.8750	0.8553	0.8269

AECOM

7:00-8:00 AM	0	3	14	8	16	11	22	6	13	7	16	7
7:15-8:15 AM	0	4	16	10	15	10	14	8	15	10	15	8
7:30-8:30 AM	0	5	15	9	14	9	16	10	13	9	15	8
7:45-8:45 AM	0	6	11	8	12	9	18	8	7	7	12	8
8:00-9:00 AM	0	8	10	6	14	8	15	7	5	11	11	8

4:00-5:00 PM	0	3	14	8	16	11	22	6	13	7	16	7
4:15-5:15 PM	0	4	16	10	15	10	14	8	15	10	15	8
4:30-5:30 PM	0	5	15	9	14	9	16	10	13	9	15	8
4:45-5:45 PM	0	6	11	8	12	9	18	8	7	7	12	8
5:00-6:00 PM	0	8	10	6	14	8	15	7	5	11	11	8

Traffic Research & Analysis, Inc.
 961 Washington Blvd., Suite 603
 Roseville, CA 95678
 (916) 772-0872

Client: AECOM SJ
 File Number: 2101165
 Route: SANTA MARIA AVE
 Location: N. of JUNIPERO SERRA BLVD

Site Ref: 15
 Direction: OUT

Count Date	4/19/2021		4/20/2021		4/21/2021		4/22/2021		4/23/2021		Average	
Count Time	AM	PM	AM	PM	AM	PM	AM	PM	AM	PM	AM	PM
00:00		1	0	0	1	1	0	3	0	4	0	2
00:15		1	0	1	0	0	0	4	0	0	0	1
00:30		2	0	1	0	3	0	2	0	1	0	2
00:45		0	0	2	0	5	0	1	0	0	0	2
01:00		0	0	0	0	0	0	0	0	2	0	0
01:15		1	0	0	0	2	0	4	0	3	0	2
01:30		1	0	2	0	2	0	0	0	1	0	1
01:45		0	0	1	0	4	0	0	0	1	0	1
02:00		0	0	1	0	1	0	1	0	2	0	1
02:15		1	0	2	0	4	0	1	0	3	0	2
02:30		4	0	1	0	1	0	1	0	5	0	2
02:45		0	0	3	0	2	0	1	0	1	0	1
03:00		0	0	0	0	1	0	0	0	3	0	1
03:15		2	0	0	1	1	0	3	0	0	0	1
03:30		2	0	2	0	1	0	2	0	0	0	1
03:45		2	0	2	0	1	0	0	0	3	0	2
04:00		1	0	1	0	5	0	4	0	2	0	3
04:15		1	0	2	0	0	0	2	0	3	0	2
04:30		1	0	1	0	2	0	1	0	0	0	1
04:45		1	0	3	0	1	0	0	0	0	0	1
05:00		0	0	2	0	2	0	3	0	1	0	2
05:15		0	0	0	2	3	0	1	2	1	1	1
05:30		3	0	3	0	3	0	5	0	0	0	3
05:45		1	0	2	0	1	0	3	0	1	0	2
06:00		2	0	0	0	0	0	0	0	1	0	1
06:15		2	0	2	0	2	2	1	0	1	1	2
06:30		1	2	2	1	3	1	3	0	2	1	2
06:45		1	0	3	1	0	0	0	2	1	1	1
07:00		3	0	0	1	1	0	0	0	0	0	1
07:15		1	0	0	0	0	1	0	0	1	0	0
07:30		2	0	1	1	3	1	0	1	1	1	1
07:45		0	1	1	3	2	3	0	0	0	2	1
08:00		1	2	0	0	0	0	0	1	0	1	0
08:15		0	1	0	2	0	2	0	1	1	2	0
08:30		1	1	1	0	0	2	0	0	0	1	0
08:45		0	2	1	0	0	1	2	1	0	1	1
09:00	4	0	0	0	2	1	1	0	0	0	1	0
09:15	2	0	0	0	3	0	2	0	0	0	1	0
09:30	1	0	1	2	2	0	0	0	3	0	1	0
09:45	0	0	0	0	3	2	2	0	0	0	1	0
10:00	0	0	2	0	1	0	4	0	1	1	2	0
10:15	0	0	1	0	0	1	0	0	1	0	0	0
10:30	0	0	1	0	1	0	1	0	5	1	2	0
10:45	2	0	1	0	0	0	0	1	4	0	1	0
11:00	0	0	0	0	1	1	1	0	1	0	1	0
11:15	1	0	1	0	2	0	2	0	2	0	2	0
11:30	1	0	0	0	0	0	0	0	0	0	0	0
11:45	4	0	2	0	3	0	5	0	1	2	3	0
Totals	15	39	18	45	31	62	31	49	26	49	26	49
Day Total	54		63		93		80		75		75	
AM Pct	27.8%		28.6%		33.3%		38.8%		34.7%		35.1%	
Peak Hour	11:45	17:30	8:00	16:15	9:00	13:30	11:45	17:00	10:30	14:15	11:45	15:30
Peak Volume	8	8	6	8	10	11	14	12	12	12	8	7
P.H.F	0.5000	0.6667	0.7500	0.6667	0.8333	0.6875	0.7000	0.6000	0.6000	0.6000	0.6500	0.6923

AECOM

7:00-8:00 AM	0	4	1	7	5	8	5	7	1	5	3	6
7:15-8:15 AM	0	3	3	8	4	5	5	6	2	4	4	5
7:30-8:30 AM	0	2	4	6	6	8	6	5	3	2	5	5
7:45-8:45 AM	0	4	5	8	5	9	7	9	2	2	5	6
8:00-9:00 AM	0	4	6	7	2	9	5	12	3	3	4	7
4:00-5:00 PM	0	4	1	7	5	8	5	7	1	5	3	6
4:15-5:15 PM	0	3	3	8	4	5	5	6	2	4	4	5
4:30-5:30 PM	0	2	4	6	6	8	6	5	3	2	5	5
4:45-5:45 PM	0	4	5	8	5	9	7	9	2	2	5	6
5:00-6:00 PM	0	4	6	7	2	9	5	12	3	3	4	7

Traffic Research & Analysis, Inc.
 961 Washington Blvd., Suite 603
 Roseville, CA 95678
 (916) 772-0872

Client: AECOM SJ
 File Number: 2101166
 Route: CAMPUS DR EAST
 Location: E. of JUNIPERO SERRA BLVD

Site Ref: 16
 Direction: IN

Count Date	4/19/2021		4/20/2021		4/21/2021		4/22/2021		4/23/2021		Average	
Count Time	AM	PM	AM	PM	AM	PM	AM	PM	AM	PM	AM	PM
00:00	2	24	3	35	4	34	0	28	2	28	2	30
00:15	2	29	4	27	5	39	1	32	3	27	3	31
00:30	2	36	0	27	0	26	5	27	6	47	3	33
00:45	0	32	4	33	0	37	1	30	1	40	1	34
01:00	2	31	0	19	0	29	0	29	0	25	0	27
01:15	4	24	0	23	1	30	0	36	2	34	1	29
01:30	2	13	0	29	2	24	0	27	2	24	1	23
01:45	0	33	0	19	2	38	2	27	1	30	1	29
02:00	2	25	0	28	0	46	0	31	2	36	1	33
02:15	0	27	0	25	1	23	0	29	0	21	0	25
02:30	1	21	2	27	0	30	0	36	0	27	1	28
02:45	0	23	6	33	2	27	3	45	2	38	3	33
03:00	0	31	0	25	0	37	0	27	0	28	0	30
03:15	0	33	2	38	1	29	0	33	0	34	1	33
03:30	2	38	0	36	0	38	0	37	0	34	0	37
03:45	0	27	0	49	0	32	0	40	0	34	0	36
04:00	0	24	0	28	0	43	0	28	0	38	0	32
04:15	0	30	1	27	3	37	3	28	1	39	2	32
04:30	1	21	1	29	4	25	2	20	2	11	2	21
04:45	3	19	2	28	0	47	0	34	2	39	1	33
05:00	1	28	0	18	4	26	0	26	1	30	1	26
05:15	6	24	4	28	4	29	3	32	2	28	4	28
05:30	13	28	7	23	4	24	3	27	5	38	6	28
05:45	33	24	22	30	31	27	32	25	21	28	28	27
06:00	11	21	17	29	10	24	18	28	17	38	15	28
06:15	7	23	15	23	15	30	11	23	7	25	11	25
06:30	26	19	26	26	28	29	26	42	25	27	26	29
06:45	27	22	30	26	24	27	27	23	27	29	27	25
07:00	15	14	29	27	23	15	16	23	16	44	20	25
07:15	37	18	44	22	29	28	43	24	32	27	37	24
07:30	28	22	34	23	30	16	36	18	31	29	32	22
07:45	56	23	50	16	48	21	62	26	54	15	54	20
08:00	51	24	31	17	40	14	41	15	38	41	40	22
08:15	42	10	38	23	35	24	24	22	36	25	35	21
08:30	30	13	49	10	37	18	58	23	46	26	44	18
08:45	38	8	48	21	44	14	31	23	41	17	40	17
09:00	35	18	37	12	24	13	24	31	20	36	28	22
09:15	27	16	36	18	30	28	28	13	31	18	30	19
09:30	16	6	31	12	22	15	22	20	27	21	24	15
09:45	32	9	27	8	38	6	39	4	36	11	34	8
10:00	28	2	14	3	26	1	33	14	26	20	25	8
10:15	17	8	25	8	26	4	35	12	26	19	26	10
10:30	21	7	15	5	28	5	24	4	32	19	24	8
10:45	25	4	22	3	32	2	22	5	24	10	25	5
11:00	22	4	25	2	24	11	17	6	22	18	22	8
11:15	16	5	43	2	31	9	21	6	35	8	29	6
11:30	16	3	25	4	25	1	34	7	14	18	23	7
11:45	21	3	39	2	35	4	34	3	24	0	31	2
Totals	720	947	808	1026	772	1136	781	1149	742	1299	765	1111
Day Total	1667		1834		1908		1930		2041		1876	
AM Pct	43.2%		44.1%		40.5%		40.5%		36.4%		40.8%	
Peak Hour	7:45	15:00	8:15	15:15	7:45	16:00	7:45	14:45	7:45	12:30	7:45	15:15
Peak Volume	179	129	172	151	160	152	185	142	174	146	173	139
P.H.F	0.7991	0.8487	0.8776	0.7704	0.8333	0.8085	0.7460	0.7889	0.8056	0.7766	0.8019	0.9467

AECOM

7:00-8:00 AM	136	94	157	112	130	152	157	110	133	127	143	119
7:15-8:15 AM	172	98	159	102	147	135	182	108	155	119	163	112
7:30-8:30 AM	177	92	153	103	153	127	163	112	159	108	161	108
7:45-8:45 AM	179	99	168	97	160	126	185	119	174	135	173	115
8:00-9:00 AM	161	104	166	99	156	106	154	110	161	124	160	109

4:00-5:00 PM	136	94	157	112	130	152	157	110	133	127	143	119
4:15-5:15 PM	172	98	159	102	147	135	182	108	155	119	163	112
4:30-5:30 PM	177	92	153	103	153	127	163	112	159	108	161	108
4:45-5:45 PM	179	99	168	97	160	126	185	119	174	135	173	115
5:00-6:00 PM	161	104	166	99	156	106	154	110	161	124	160	109

Traffic Research & Analysis, Inc.
 961 Washington Blvd., Suite 603
 Roseville, CA 95678
 (916) 772-0872

Client: AECOM SJ
 File Number: 2101167
 Route: CAMPUS DR EAST
 Location: E. of JUNIPERO SERRA BLVD

Site Ref: 16
 Direction: OUT

Count Date	4/19/2021		4/20/2021		4/21/2021		4/22/2021		4/23/2021		Average	
Count Time	AM	PM	AM	PM	AM	PM	AM	PM	AM	PM	AM	PM
00:00	2	39	0	36	0	60	2	57	4	42	2	47
00:15	9	27	1	26	1	31	4	46	4	34	4	33
00:30	5	27	5	41	12	29	2	29	2	32	5	32
00:45	0	29	4	30	1	45	2	40	1	37	2	36
01:00	3	29	1	41	4	43	1	44	6	49	3	41
01:15	0	27	0	27	0	37	5	42	0	36	1	34
01:30	0	44	0	50	3	47	0	51	0	48	1	48
01:45	0	33	0	33	1	39	0	22	2	50	1	35
02:00	0	27	0	38	0	45	0	47	1	59	0	43
02:15	0	35	0	43	2	48	1	49	1	46	1	44
02:30	1	56	2	65	0	62	0	45	1	49	1	55
02:45	0	49	0	53	0	55	0	41	0	43	0	48
03:00	0	46	0	49	0	41	0	60	0	49	0	49
03:15	0	53	0	58	2	68	0	57	0	41	0	55
03:30	0	26	0	32	0	22	0	36	1	37	0	31
03:45	0	46	0	37	0	41	0	46	0	43	0	43
04:00	0	45	0	41	0	58	0	65	0	56	0	53
04:15	0	41	2	41	0	53	1	66	0	68	1	54
04:30	0	51	0	48	0	67	2	68	0	65	0	60
04:45	1	27	1	50	3	40	1	43	0	49	1	42
05:00	2	46	1	57	0	53	0	70	2	37	1	53
05:15	0	41	2	46	3	52	3	49	3	37	2	45
05:30	3	47	5	35	2	42	3	44	5	21	4	38
05:45	5	41	2	30	6	65	6	50	4	18	5	41
06:00	6	43	3	42	5	36	5	51	5	14	5	37
06:15	1	32	8	45	6	39	3	66	3	8	4	38
06:30	5	26	9	27	6	19	8	29	6	9	7	22
06:45	5	30	7	23	7	35	3	34	4	0	5	24
07:00	24	33	18	35	13	32	20	31	10	2	17	27
07:15	12	18	19	32	15	21	14	27	14	8	15	21
07:30	22	15	13	27	21	24	18	8	25	4	20	16
07:45	26	14	28	21	8	20	30	24	22	1	23	16
08:00	34	20	16	7	26	22	26	8	30	6	26	13
08:15	18	16	23	8	31	9	20	15	11	3	21	10
08:30	29	17	30	19	27	17	27	10	23	5	27	14
08:45	45	23	34	16	28	20	28	16	26	1	32	15
09:00	23	13	34	12	28	12	21	19	25	0	26	11
09:15	32	8	26	8	38	6	35	16	40	1	34	8
09:30	34	0	29	13	35	18	27	9	30	2	31	8
09:45	39	5	43	9	35	7	24	16	24	1	33	8
10:00	17	1	37	2	40	8	37	2	32	1	33	3
10:15	30	5	33	7	34	8	33	6	18	1	30	5
10:30	27	11	30	9	35	4	48	6	34	0	35	6
10:45	23	3	27	4	32	4	27	5	36	0	29	3
11:00	27	4	28	8	22	4	27	11	43	0	29	5
11:15	43	1	34	7	37	7	38	0	31	0	37	3
11:30	42	3	32	2	40	5	52	3	41	0	41	3
11:45	40	3	38	7	44	2	37	4	59	0	44	3
Totals	635	1276	625	1397	653	1522	641	1583	629	1113	637	1378
Day Total	1911		2022		2175		2224		1742		2015	
AM Pct	33.2%		30.9%		30.0%		28.8%		36.1%		31.6%	
Peak Hour	11:15	14:30	9:45	14:30	11:15	14:30	11:30	16:15	11:30	16:00	11:15	15:45
Peak Volume	164	204	143	225	181	226	192	247	176	238	168	209
P.H.F	0.9535	0.9107	0.8314	0.8654	0.7542	0.8309	0.8421	0.8821	0.7458	0.8750	0.8996	0.8746

AECOM												
7:00-8:00 AM	84	164	78	180	57	218	82	242	71	238	74	208
7:15-8:15 AM	94	165	76	196	70	213	88	247	91	219	84	208
7:30-8:30 AM	100	165	80	201	86	212	94	230	88	188	90	199
7:45-8:45 AM	107	161	97	188	92	187	103	206	86	144	97	177
8:00-9:00 AM	126	175	103	168	112	212	101	213	90	113	106	176

4:00-5:00 PM	84	164	78	180	57	218	82	242	71	238	74	208
4:15-5:15 PM	94	165	76	196	70	213	88	247	91	219	84	208
4:30-5:30 PM	100	165	80	201	86	212	94	230	88	188	90	199
4:45-5:45 PM	107	161	97	188	92	187	103	206	86	144	97	177
5:00-6:00 PM	126	175	103	168	112	212	101	213	90	113	106	176

Traffic Research & Analysis, Inc.
 961 Washington Blvd., Suite 603
 Roseville, CA 95678
 (916) 772-0872

Client: AECOM SJ
 File Number: 2101137
 Route: CAMPUS DR WEST
 Location: N. of JUNIPERO SERRA BLVD

Site Ref: 1
 Direction: IN

Count Date	4/26/2021		4/27/2021		4/28/2021		4/29/2021		4/30/2021		Average	
Count Time	AM	PM	AM	PM	AM	PM	AM	PM	AM	PM	AM	PM
00:00	5	50	2	38	1	40	1	48	2	58	2	47
00:15	1	46	3	60	3	70	2	65	0	49	2	58
00:30	0	45	0	55	1	53	4	57	2	59	1	54
00:45	2	50	2	64	3	71	3	47	0	65	2	59
01:00	0	37	3	44	0	46	1	41	2	56	1	45
01:15	1	39	0	54	1	40	3	52	1	36	1	44
01:30	2	56	0	50	0	69	2	46	1	48	1	54
01:45	2	57	0	62	1	47	1	70	0	51	1	57
02:00	0	53	1	59	2	68	2	57	0	27	1	53
02:15	1	50	5	57	3	52	2	58	5	17	3	47
02:30	2	49	2	48	2	51	1	57	0	65	1	54
02:45	0	49	0	51	0	50	1	44	2	70	1	53
03:00	0	44	1	45	1	51	0	52	0	54	0	49
03:15	1	42	1	49	1	42	2	45	1	32	1	42
03:30	3	48	2	58	2	51	3	49	2	76	2	56
03:45	3	51	5	56	0	56	3	53	2	84	3	60
04:00	2	40	3	49	2	52	2	56	2	63	2	52
04:15	5	48	5	49	3	53	2	39	3	82	4	54
04:30	3	40	4	53	1	48	5	49	3	66	3	51
04:45	5	45	6	43	6	65	8	44	7	86	6	57
05:00	11	46	11	58	12	55	11	58	9	91	11	62
05:15	22	50	29	49	29	54	21	45	24	88	25	57
05:30	33	32	46	37	32	44	35	37	32	67	36	43
05:45	68	66	69	55	78	67	73	41	68	81	71	62
06:00	61	66	65	62	62	64	56	63	62	63	61	64
06:15	93	58	87	63	91	38	92	50	66	48	86	51
06:30	60	52	73	60	79	49	77	35	70	53	72	50
06:45	75	40	82	44	86	34	82	30	61	50	77	40
07:00	57	29	62	24	64	31	57	31	51	10	58	25
07:15	82	28	95	24	82	29	76	29	60	2	79	22
07:30	89	21	93	22	88	23	87	32	93	1	90	20
07:45	97	24	88	31	108	22	70	20	86	1	90	20
08:00	96	26	114	17	81	25	109	28	85	1	97	19
08:15	74	18	91	20	93	23	89	16	72	1	84	16
08:30	109	16	90	13	73	23	79	16	96	0	89	14
08:45	79	12	86	26	83	21	94	12	79	2	84	15
09:00	69	14	81	10	77	12	68	12	79	0	75	10
09:15	73	14	67	16	79	13	71	6	57	0	69	10
09:30	72	10	60	8	70	8	89	15	75	0	73	8
09:45	69	17	56	12	75	10	65	9	78	0	69	10
10:00	56	9	69	7	73	4	55	6	60	0	63	5
10:15	52	9	66	8	57	13	58	15	68	1	60	9
10:30	44	6	67	9	47	15	56	7	81	0	59	7
10:45	64	7	66	5	52	5	66	10	63	0	62	5
11:00	37	3	47	5	40	5	52	7	45	0	44	4
11:15	53	8	57	5	60	3	54	3	66	0	58	4
11:30	48	6	52	4	49	5	49	7	43	0	48	4
11:45	70	2	45	3	57	3	48	1	59	0	56	2
Totals	1851	1628	1959	1741	1910	1773	1887	1670	1823	1704	1886	1703
Day Total	3479		3700		3683		3557		3527		3589	
AM Pct	53.2%		52.9%		51.9%		53.1%		51.7%		52.5%	
Peak Hour	7:45	17:45	7:15	17:45	7:30	12:15	8:00	13:45	7:45	16:45	7:30	17:45
Peak Volume	376	240	390	240	370	240	371	242	339	332	361	227
P.H.F	0.8624	0.9524	0.8553	0.9524	0.8565	0.8451	0.8509	0.8643	0.8828	0.9121	0.9294	0.8915

AECOM

7:00-8:00 AM	325	173	338	194	342	218	290	188	290	297	317	214
7:15-8:15 AM	364	179	390	203	359	221	342	190	324	325	356	224
7:30-8:30 AM	356	181	386	203	370	222	355	196	336	331	361	227
7:45-8:45 AM	376	173	383	187	355	218	347	184	339	332	360	219
8:00-9:00 AM	358	194	381	199	330	220	371	181	332	327	354	224

4:00-5:00 PM	325	173	338	194	342	218	290	188	290	297	317	214
4:15-5:15 PM	364	179	390	203	359	221	342	190	324	325	356	224
4:30-5:30 PM	356	181	386	203	370	222	355	196	336	331	361	227
4:45-5:45 PM	376	173	383	187	355	218	347	184	339	332	360	219
5:00-6:00 PM	358	194	381	199	330	220	371	181	332	327	354	224

Traffic Research & Analysis, Inc.
 961 Washington Blvd., Suite 603
 Roseville, CA 95678
 (916) 772-0872

Client: AECOM SJ
 File Number: 2101136
 Route: CAMPUS DR WEST
 Location: N. of JUNIPERO SERRA BLVD

Site Ref: 1
 Direction: OUT

Count Date	4/26/2021		4/27/2021		4/28/2021		4/29/2021		4/30/2021		Average	
Count Time	AM	PM	AM	PM	AM	PM	AM	PM	AM	PM	AM	PM
00:00	5	39	7	56	5	37	6	52	7	61	6	49
00:15	7	43	4	51	6	66	9	39	5	58	6	51
00:30	4	53	10	40	7	49	6	49	7	64	7	51
00:45	5	53	4	67	4	55	4	37	2	74	4	57
01:00	3	45	2	53	8	57	1	50	2	57	3	52
01:15	1	68	4	79	3	63	5	55	1	68	3	67
01:30	1	42	2	52	1	58	2	63	3	64	2	56
01:45	2	44	2	60	2	67	4	64	0	65	2	60
02:00	0	73	1	78	1	75	1	57	1	60	1	69
02:15	1	60	3	52	1	66	3	65	3	62	2	61
02:30	3	95	8	97	9	98	10	111	8	74	8	95
02:45	1	74	1	77	1	82	3	83	4	80	2	79
03:00	1	74	5	81	3	94	1	93	3	71	3	83
03:15	1	87	0	88	2	111	3	97	2	83	2	93
03:30	1	89	1	133	1	118	3	104	0	89	1	107
03:45	1	99	1	90	1	122	0	103	2	48	1	92
04:00	2	101	2	137	3	99	3	107	1	8	2	90
04:15	1	115	1	117	0	123	2	105	0	11	1	94
04:30	5	87	3	123	3	103	1	101	3	12	3	85
04:45	3	89	3	135	7	120	1	105	1	20	3	94
05:00	1	99	5	109	1	118	0	122	2	20	2	94
05:15	0	119	2	126	6	113	7	121	2	29	3	102
05:30	5	126	3	104	4	108	6	93	6	16	5	89
05:45	18	86	20	103	19	111	15	95	16	14	18	82
06:00	9	100	6	99	11	102	10	82	5	7	8	78
06:15	8	63	22	82	8	92	12	74	8	4	12	63
06:30	18	66	15	72	19	47	19	76	17	5	18	53
06:45	18	72	24	66	23	61	16	81	16	3	19	57
07:00	16	57	20	76	17	72	16	61	17	5	17	54
07:15	25	58	27	51	24	70	24	50	29	1	26	46
07:30	55	58	60	55	43	65	37	55	53	1	50	47
07:45	49	43	49	61	51	53	51	67	44	1	49	45
08:00	20	35	33	40	29	52	25	53	30	1	27	36
08:15	20	31	19	40	34	39	27	40	20	1	24	30
08:30	38	32	38	44	28	48	31	41	31	0	33	33
08:45	28	24	32	30	32	25	39	24	21	1	30	21
09:00	26	23	31	28	29	21	32	19	22	1	28	18
09:15	32	29	34	19	29	14	28	20	39	0	32	16
09:30	30	26	34	12	37	14	24	21	35	0	32	15
09:45	30	11	28	21	30	10	35	11	38	0	32	11
10:00	29	11	37	7	33	12	30	15	42	0	34	9
10:15	28	7	27	13	30	26	34	14	39	1	32	12
10:30	37	11	44	8	32	18	24	17	36	0	35	11
10:45	42	10	36	7	41	7	40	11	40	0	40	7
11:00	38	11	49	8	43	17	42	7	34	0	41	9
11:15	34	8	53	6	43	1	41	15	40	0	42	6
11:30	51	10	41	9	49	8	58	8	52	0	50	7
11:45	45	6	39	8	47	8	50	6	58	0	48	6
Totals	798	2662	892	2970	860	2995	841	2839	847	1240	848	2541
Day Total	3460		3862		3855		3680		2087		3389	
AM Pct	23.1%		23.1%		22.3%		22.9%		40.6%		25.0%	
Peak Hour	11:45	16:45	11:15	16:00	11:30	16:15	11:15	16:30	11:45	14:45	11:45	15:30
Peak Volume	180	433	189	512	199	464	201	449	241	323	199	384
P.H.F	0.8491	0.8591	0.8438	0.9343	0.7538	0.9431	0.8664	0.9201	0.9414	0.9073	0.9689	0.8996

AECOM

7:00-8:00 AM	145	392	156	512	135	445	128	418	143	51	141	364
7:15-8:15 AM	149	390	169	484	147	464	137	433	156	63	152	367
7:30-8:30 AM	144	394	161	493	157	454	140	449	147	81	150	374
7:45-8:45 AM	127	433	139	474	142	459	134	441	125	85	133	378
8:00-9:00 AM	106	430	122	442	123	450	122	431	102	79	115	366

4:00-5:00 PM	145	392	156	512	135	445	128	418	143	51	141	364
4:15-5:15 PM	149	390	169	484	147	464	137	433	156	63	152	367
4:30-5:30 PM	144	394	161	493	157	454	140	449	147	81	150	374
4:45-5:45 PM	127	433	139	474	142	459	134	441	125	85	133	378
5:00-6:00 PM	106	430	122	442	123	450	122	431	102	79	115	366

Traffic Research & Analysis, Inc.
 961 Washington Blvd., Suite 603
 Roseville, CA 95678
 (916) 772-0872

Client: AECOM SJ
 File Number: 2101138
 Route: STOCKFARM RD
 Location: E. of SAND HILL RD

Site Ref: 2
 Direction: IN

Count Date	4/26/2021		4/27/2021		4/28/2021		4/29/2021		4/30/2021		Average	
Count Time	AM	PM	AM	PM	AM	PM	AM	PM	AM	PM	AM	PM
00:00	2	22	4	32	3	23	1	43	4	40	3	32
00:15	0	33	0	45	0	29	1	44	1	62	0	43
00:30	2	28	1	36	1	42	1	31	1	41	1	36
00:45	1	46	1	47	1	50	1	36	3	43	1	44
01:00	0	35	0	39	1	32	0	49	0	36	0	38
01:15	2	51	0	41	0	54	2	36	0	36	1	44
01:30	0	34	1	33	0	28	0	25	0	32	0	30
01:45	0	33	0	47	1	36	0	25	0	33	0	35
02:00	0	32	0	29	0	25	0	21	0	29	0	27
02:15	0	23	1	30	2	30	0	28	0	33	1	29
02:30	0	35	0	40	1	42	0	44	1	35	0	39
02:45	1	31	0	24	0	31	0	34	0	35	0	31
03:00	0	26	0	28	0	18	2	32	0	21	0	25
03:15	1	19	4	27	3	24	2	25	3	16	3	22
03:30	1	15	0	21	3	34	1	28	2	18	1	23
03:45	0	24	0	36	0	33	2	24	4	26	1	29
04:00	0	19	3	26	2	24	4	26	1	30	2	25
04:15	2	31	2	19	4	29	5	28	2	29	3	27
04:30	6	22	1	21	12	25	9	23	4	22	6	23
04:45	5	29	13	24	7	23	9	38	8	30	8	29
05:00	12	28	13	23	19	20	17	32	10	39	14	28
05:15	16	39	21	14	28	36	31	26	26	29	24	29
05:30	33	27	24	30	35	18	21	38	28	38	28	30
05:45	56	32	51	31	47	19	44	40	58	30	51	30
06:00	43	24	56	19	64	14	51	25	56	23	54	21
06:15	59	12	121	33	83	22	77	35	89	36	86	28
06:30	109	31	100	29	94	24	88	27	92	22	97	27
06:45	78	19	84	19	77	22	101	23	61	16	80	20
07:00	70	22	93	13	63	20	89	9	71	24	77	18
07:15	83	14	88	12	75	14	116	12	69	17	86	14
07:30	99	13	77	11	111	10	80	12	78	14	89	12
07:45	78	11	90	11	94	11	100	16	103	6	93	11
08:00	64	7	67	8	79	5	75	16	72	11	71	9
08:15	62	3	96	7	92	13	95	17	95	2	88	8
08:30	65	4	102	4	80	3	86	4	60	6	79	4
08:45	87	5	86	2	93	3	66	5	84	11	83	5
09:00	83	7	80	5	86	2	67	6	68	5	77	5
09:15	72	9	61	4	75	6	71	8	75	9	71	7
09:30	58	3	64	8	82	7	55	4	54	4	63	5
09:45	49	7	70	0	59	3	79	2	72	7	66	4
10:00	53	9	45	4	54	9	62	9	52	9	53	8
10:15	40	2	44	10	49	3	47	3	43	11	45	6
10:30	39	4	44	2	53	2	45	3	71	10	50	4
10:45	47	4	47	2	53	4	48	2	65	11	52	5
11:00	26	0	28	2	40	2	37	1	54	4	37	2
11:15	36	4	48	10	48	0	29	2	24	1	37	3
11:30	42	3	20	1	37	4	47	2	31	6	35	3
11:45	35	1	33	2	23	1	28	3	40	1	32	2
Totals	1617	932	1784	961	1834	929	1792	1022	1735	1049	1752	979
Day Total	2549		2745		2763		2814		2784		2731	
AM Pct	63.4%		65.0%		66.4%		63.7%		62.3%		64.2%	
Peak Hour	6:30	12:45	6:15	12:15	7:30	12:30	6:30	12:15	7:30	12:00	7:00	12:30
Peak Volume	340	166	398	167	376	178	394	160	348	186	345	162
P.H.F	0.7798	0.8137	0.8223	0.8883	0.8468	0.8241	0.8491	0.8163	0.8447	0.7500	0.9285	0.9110

AECOM

7:00-8:00 AM	330	101	348	90	343	101	385	115	321	111	345	104
7:15-8:15 AM	324	110	322	87	359	97	371	121	322	120	340	107
7:30-8:30 AM	303	118	330	82	376	104	350	119	348	120	341	109
7:45-8:45 AM	269	123	355	91	345	97	356	134	330	136	331	116
8:00-9:00 AM	278	126	351	98	344	93	322	136	311	136	321	118

4:00-5:00 PM	330	101	348	90	343	101	385	115	321	111	345	104
4:15-5:15 PM	324	110	322	87	359	97	371	121	322	120	340	107
4:30-5:30 PM	303	118	330	82	376	104	350	119	348	120	341	109
4:45-5:45 PM	269	123	355	91	345	97	356	134	330	136	331	116
5:00-6:00 PM	278	126	351	98	344	93	322	136	311	136	321	118

Traffic Research & Analysis, Inc.
 961 Washington Blvd., Suite 603
 Roseville, CA 95678
 (916) 772-0872

Client: AECOM SJ
 File Number: 2101139
 Route: STOCKFARM RD
 Location: E. of SAND HILL RD

Site Ref: 2
 Direction: OUT

Count Date	4/26/2021		4/27/2021		4/28/2021		4/29/2021		4/30/2021		Average	
Count Time	AM	PM	AM	PM	AM	PM	AM	PM	AM	PM	AM	PM
00:00	6	24	12	34	3	37	4	27	9	31	7	31
00:15	2	31	4	26	4	34	6	38	6	41	4	34
00:30	2	26	2	28	1	45	2	33	2	31	2	33
00:45	1	28	5	41	4	41	3	32	3	39	3	36
01:00	2	26	4	18	1	37	2	28	4	31	3	28
01:15	4	35	3	30	4	47	6	28	3	38	4	36
01:30	0	35	1	38	1	54	4	35	4	29	2	38
01:45	0	47	0	54	1	41	1	43	2	45	1	46
02:00	0	42	3	46	3	49	1	43	0	41	1	44
02:15	0	37	2	36	1	39	1	38	0	44	1	39
02:30	0	52	4	34	5	44	4	53	8	53	4	47
02:45	1	43	2	45	0	40	1	46	0	39	1	43
03:00	0	64	0	65	1	69	1	49	0	43	0	58
03:15	1	55	0	59	0	64	0	67	2	74	1	64
03:30	0	72	1	85	0	79	0	59	1	69	0	73
03:45	1	65	0	59	0	71	0	75	1	61	0	66
04:00	0	52	0	78	2	68	1	75	1	71	1	69
04:15	0	75	0	101	1	53	1	51	0	68	0	70
04:30	2	71	1	75	0	90	2	93	1	85	1	83
04:45	2	71	0	87	0	85	0	74	0	76	0	79
05:00	2	97	2	73	1	73	1	87	1	70	1	80
05:15	2	96	4	90	2	125	0	71	1	81	2	93
05:30	1	80	1	92	0	83	2	86	0	78	1	84
05:45	6	92	5	77	3	87	3	92	3	65	4	83
06:00	3	74	6	71	3	67	7	62	4	52	5	65
06:15	8	58	5	78	6	75	16	69	1	66	7	69
06:30	8	70	3	50	11	56	6	67	11	61	8	61
06:45	8	60	5	68	9	56	3	49	2	60	5	59
07:00	7	72	10	47	6	49	9	53	4	53	7	55
07:15	11	49	13	48	15	45	7	50	12	53	12	49
07:30	6	49	9	56	10	41	9	46	8	47	8	48
07:45	26	37	14	44	18	46	21	37	19	39	20	41
08:00	19	33	28	38	23	33	22	30	26	30	24	33
08:15	16	31	17	36	11	23	10	35	12	27	13	30
08:30	15	18	14	33	12	33	14	30	13	21	14	27
08:45	24	16	26	20	21	23	22	25	22	19	23	21
09:00	22	18	15	14	13	12	24	19	16	15	18	16
09:15	20	16	24	18	19	13	22	11	22	20	21	16
09:30	19	12	15	21	19	15	16	13	23	12	18	15
09:45	15	8	18	9	14	10	20	11	19	12	17	10
10:00	20	9	18	4	21	10	12	8	17	21	18	10
10:15	18	16	18	9	17	13	24	8	14	16	18	12
10:30	13	8	21	3	15	10	16	7	36	4	20	6
10:45	23	11	19	8	19	5	29	11	22	14	22	10
11:00	34	7	17	12	17	6	28	6	34	8	26	8
11:15	31	2	14	8	23	5	28	12	26	10	24	7
11:30	29	11	37	5	28	4	28	5	25	6	29	6
11:45	34	3	43	9	35	9	28	7	32	10	34	8
Totals	464	2004	465	2080	423	2114	467	1994	472	1979	458	2034
Day Total	2468		2545		2537		2461		2451		2492	
AM Pct	18.8%		18.3%		16.7%		19.0%		19.3%		18.4%	
Peak Hour	11:00	17:00	11:30	16:45	11:45	16:30	11:45	17:00	11:45	16:30	11:45	17:00
Peak Volume	128	365	140	342	151	373	126	336	135	312	132	339
P.H.F	0.9412	0.9407	0.8140	0.9293	0.8389	0.7460	0.8289	0.9130	0.8232	0.9176	0.9564	0.9152

AECOM

7:00-8:00 AM	50	269	46	341	49	296	46	293	43	300	47	300
7:15-8:15 AM	62	314	64	336	66	301	59	305	65	299	63	311
7:30-8:30 AM	67	335	68	325	62	373	62	325	65	312	65	334
7:45-8:45 AM	76	344	73	342	64	366	67	318	70	305	70	335
8:00-9:00 AM	74	365	85	332	67	368	68	336	73	294	73	339

4:00-5:00 PM	50	269	46	341	49	296	46	293	43	300	47	300
4:15-5:15 PM	62	314	64	336	66	301	59	305	65	299	63	311
4:30-5:30 PM	67	335	68	325	62	373	62	325	65	312	65	334
4:45-5:45 PM	76	344	73	342	64	366	67	318	70	305	70	335
5:00-6:00 PM	74	365	85	332	67	368	68	336	73	294	73	339

Traffic Research & Analysis, Inc.
 961 Washington Blvd., Suite 603
 Roseville, CA 95678
 (916) 772-0872

Client: AECOM SJ
 File Number: 2101140
 Route: WELCH RD
 Location: N. of OAK RD

Site Ref: 3
 Direction: IN

Count Date	4/26/2021		4/27/2021		4/28/2021		4/29/2021		4/30/2021		Average	
Count Time	AM	PM	AM	PM	AM	PM	AM	PM	AM	PM	AM	PM
00:00	1	21	2	0	4	30	3	19	4	29	3	20
00:15	0	29	0	0	2	26	6	58	4	27	2	28
00:30	1	27	0	0	8	45	0	36	3	42	2	30
00:45	1	34	0	0	2	50	5	55	6	58	3	39
01:00	1	26	0	0	0	44	4	35	2	32	1	27
01:15	2	31	0	0	2	25	0	40	2	31	1	25
01:30	2	26	0	0	4	44	1	38	2	32	2	28
01:45	2	32	0	1	2	73	0	37	1	38	1	36
02:00	1	30	0	42	2	38	1	29	0	34	1	35
02:15	0	25	0	31	10	53	10	47	10	47	6	41
02:30	2	34	0	34	26	56	27	62	28	56	17	48
02:45	1	37	0	42	1	52	1	47	0	49	1	45
03:00	1	26	0	40	1	28	1	35	1	36	1	33
03:15	0	24	0	53	4	47	0	41	0	21	1	37
03:30	1	22	0	24	2	28	0	30	1	39	1	29
03:45	1	24	0	39	1	47	4	34	2	33	2	35
04:00	0	22	0	26	0	38	0	27	1	41	0	31
04:15	0	30	0	42	2	56	0	41	1	48	1	43
04:30	1	24	0	43	2	62	2	35	2	36	1	40
04:45	4	31	0	27	6	49	5	33	8	42	5	36
05:00	6	38	0	39	11	34	4	43	5	25	5	36
05:15	5	41	0	41	15	48	8	23	15	29	9	36
05:30	12	33	0	40	10	40	8	44	3	42	7	40
05:45	7	30	0	41	15	36	29	44	11	54	12	41
06:00	19	35	0	40	13	52	12	39	26	43	14	42
06:15	29	43	0	49	31	60	31	77	24	37	23	53
06:30	30	48	0	42	39	47	42	37	43	44	31	44
06:45	23	29	0	31	24	25	32	35	24	35	21	31
07:00	16	28	0	30	28	32	28	33	24	27	19	30
07:15	20	23	0	24	28	29	28	26	19	24	19	25
07:30	36	14	0	18	32	28	37	23	40	19	29	20
07:45	21	16	0	22	49	27	34	21	29	21	27	21
08:00	39	19	0	11	36	21	34	13	40	21	30	17
08:15	31	15	0	18	38	9	34	17	35	4	28	13
08:30	28	16	0	16	35	18	34	17	35	18	26	17
08:45	31	11	0	12	33	10	44	5	34	9	28	9
09:00	32	8	0	5	17	8	24	8	39	8	22	7
09:15	20	5	0	9	31	7	35	5	26	8	22	7
09:30	24	4	0	7	34	4	33	7	24	9	23	6
09:45	33	7	0	16	22	8	35	10	29	10	24	10
10:00	18	10	0	9	27	6	30	6	35	6	22	7
10:15	26	6	0	6	44	18	19	15	31	7	24	10
10:30	21	7	0	3	33	14	38	8	40	7	26	8
10:45	17	9	0	7	27	3	33	3	40	13	23	7
11:00	16	3	0	7	22	2	33	3	41	4	22	4
11:15	21	6	0	13	34	4	32	7	29	0	23	6
11:30	26	6	0	3	32	4	25	3	29	4	22	4
11:45	23	10	0	9	37	6	40	5	29	7	26	7
Totals	652	1075	2	1012	878	1491	886	1356	877	1306	659	1248
Day Total	1727		1014		2369		2242		2183		1907	
AM Pct	37.8%		0.2%		37.1%		39.5%		40.2%		34.6%	
Peak Hour	8:00	17:45	0:00	17:45	7:45	13:45	11:45	17:30	10:15	14:15	7:30	17:45
Peak Volume	129	156	2	172	158	220	153	204	152	188	113	180
P.H.F	0.8269	0.8125	0.2500	0.8776	0.8061	0.7534	0.6595	0.6623	0.9268	0.8393	0.9480	0.8440

AECOM

7:00-8:00 AM	93	107	0	138	137	205	127	136	112	167	94	151
7:15-8:15 AM	116	123	0	151	145	201	133	152	128	151	104	156
7:30-8:30 AM	127	134	0	150	155	193	139	134	144	132	113	149
7:45-8:45 AM	119	143	0	147	158	171	136	143	139	138	110	148
8:00-9:00 AM	129	142	0	161	142	158	146	154	144	150	112	153

4:00-5:00 PM	93	107	0	138	137	205	127	136	112	167	94	151
4:15-5:15 PM	116	123	0	151	145	201	133	152	128	151	104	156
4:30-5:30 PM	127	134	0	150	155	193	139	134	144	132	113	149
4:45-5:45 PM	119	143	0	147	158	171	136	143	139	138	110	148
5:00-6:00 PM	129	142	0	161	142	158	146	154	144	150	112	153

Traffic Research & Analysis, Inc.
 961 Washington Blvd., Suite 603
 Roseville, CA 95678
 (916) 772-0872

Client: AECOM SJ
 File Number: 2101141
 Route: WELCH RD
 Location: N. of OAK RD

Site Ref: 3
 Direction: OUT

Count Date	4/26/2021		4/27/2021		4/28/2021		4/29/2021		4/30/2021		Average	
Count Time	AM	PM	AM	PM	AM	PM	AM	PM	AM	PM	AM	PM
00:00	0	20	4	0	2	23	4	27	3	23	3	19
00:15	2	21	0	0	2	28	1	16	1	24	1	18
00:30	2	18	0	0	3	19	1	30	0	22	1	18
00:45	2	31	0	0	3	24	0	14	0	20	1	18
01:00	1	19	0	0	2	28	2	21	0	32	1	20
01:15	3	30	0	0	3	29	1	23	2	25	2	21
01:30	0	30	0	0	1	30	0	25	4	22	1	21
01:45	3	17	0	0	2	26	0	22	0	20	1	17
02:00	1	31	0	26	5	33	1	16	3	19	2	25
02:15	0	29	0	21	8	19	6	24	3	13	3	21
02:30	0	20	0	29	1	25	2	22	1	28	1	25
02:45	1	19	0	24	1	21	1	18	0	26	1	22
03:00	1	26	0	22	2	23	3	31	0	20	1	24
03:15	2	30	0	21	2	40	0	26	5	26	2	29
03:30	2	32	0	35	0	38	4	40	1	28	1	35
03:45	0	29	0	47	3	33	1	34	2	28	1	34
04:00	3	37	0	44	5	41	1	41	3	29	2	38
04:15	4	39	0	30	0	40	3	35	3	26	2	34
04:30	5	27	0	35	6	32	6	44	3	31	4	34
04:45	9	35	0	39	5	37	6	27	8	23	6	32
05:00	4	33	0	37	4	39	2	34	4	51	3	39
05:15	8	39	0	35	6	33	5	29	9	36	6	34
05:30	16	49	0	32	17	37	17	31	13	31	13	36
05:45	12	20	0	40	19	31	16	33	12	23	12	29
06:00	32	32	0	22	28	29	28	23	25	17	23	25
06:15	24	13	0	15	28	34	25	18	24	15	20	19
06:30	26	21	0	12	40	12	18	12	28	21	22	16
06:45	37	28	0	13	24	18	27	15	14	15	20	18
07:00	25	17	0	19	26	16	19	26	20	10	18	18
07:15	23	25	0	15	42	14	29	15	32	11	25	16
07:30	37	15	0	29	27	26	22	28	40	25	25	25
07:45	37	14	0	14	37	19	44	17	19	12	27	15
08:00	20	11	0	8	30	14	28	12	16	9	19	11
08:15	26	8	0	17	21	6	22	7	20	8	18	9
08:30	38	13	0	3	36	10	33	5	27	5	27	7
08:45	26	4	0	5	26	6	40	5	31	16	25	7
09:00	23	4	0	11	29	7	29	6	28	4	22	6
09:15	21	6	0	5	27	1	31	5	25	5	21	4
09:30	22	5	0	2	24	2	16	2	25	4	17	3
09:45	22	8	0	7	15	6	24	11	22	4	17	7
10:00	26	0	0	3	21	6	27	2	23	8	19	4
10:15	23	3	0	0	23	5	19	4	19	7	17	4
10:30	24	3	0	1	17	6	26	4	23	5	18	4
10:45	17	2	0	3	20	3	26	2	17	6	16	3
11:00	17	3	0	6	23	5	41	4	18	3	20	4
11:15	30	6	0	5	29	2	19	8	25	4	21	5
11:30	22	11	0	9	26	7	18	8	14	6	16	8
11:45	23	5	0	6	18	6	23	3	7	8	14	6
Totals	702	938	4	747	739	989	717	905	622	854	557	887
Day Total	1640		751		1728		1622		1476		1443	
AM Pct	42.8%		0.5%		42.8%		44.2%		42.1%		38.6%	
Peak Hour	6:45	16:45	0:00	15:30	7:15	15:15	8:30	15:45	7:00	16:30	7:15	16:45
Peak Volume	122	156	4	156	136	152	133	154	111	141	97	141
P.H.F	0.8243	0.7959	0.2500	0.8298	0.8095	0.9268	0.8313	0.8750	0.6938	0.6912	0.8814	0.9111

AECOM

7:00-8:00 AM	122	138	0	148	132	150	114	147	111	109	96	138
7:15-8:15 AM	117	134	0	141	136	148	123	140	107	131	97	139
7:30-8:30 AM	120	134	0	146	115	141	116	134	95	141	89	139
7:45-8:45 AM	121	156	0	143	124	146	127	121	82	141	91	141
8:00-9:00 AM	110	141	0	144	113	140	123	127	94	141	88	139

4:00-5:00 PM	122	138	0	148	132	150	114	147	111	109	96	138
4:15-5:15 PM	117	134	0	141	136	148	123	140	107	131	97	139
4:30-5:30 PM	120	134	0	146	115	141	116	134	95	141	89	139
4:45-5:45 PM	121	156	0	143	124	146	127	121	82	141	91	141
5:00-6:00 PM	110	141	0	144	113	140	123	127	94	141	88	139

Traffic Research & Analysis, Inc.
 961 Washington Blvd., Suite 603
 Roseville, CA 95678
 (916) 772-0872

Client: AECOM SJ
 File Number: 2101142
 Route: QUARRY RD
 Location: Btwn CAMPUS DR & QUARRY RD EXTENSION

Site Ref: 4
 Direction: IN

Count Date	4/26/2021		4/27/2021		4/28/2021		4/29/2021		4/30/2021		Average	
Count Time	AM	PM	AM	PM	AM	PM	AM	PM	AM	PM	AM	PM
00:00	2	24	1	19	1	15	1	19	3	15	2	18
00:15	0	17	1	12	0	21	2	23	0	23	1	19
00:30	4	13	2	33	2	29	1	22	3	15	2	22
00:45	0	19	4	28	2	18	1	24	1	27	2	23
01:00	1	16	0	19	1	19	3	11	1	15	1	16
01:15	2	15	1	31	0	16	1	23	2	30	1	23
01:30	0	11	1	23	3	21	2	21	3	27	2	21
01:45	1	22	1	19	0	27	1	16	4	32	1	23
02:00	0	17	2	27	2	26	2	29	1	18	1	23
02:15	0	24	2	17	3	28	0	20	0	26	1	23
02:30	3	27	1	28	0	25	1	23	1	23	1	25
02:45	1	21	2	22	1	19	1	12	4	24	2	20
03:00	3	25	0	20	1	32	2	25	0	26	1	26
03:15	0	16	2	19	2	23	0	13	2	15	1	17
03:30	0	27	0	28	2	26	5	19	2	25	2	25
03:45	5	25	3	27	3	29	0	17	1	23	2	24
04:00	0	28	2	28	3	28	3	26	2	35	2	29
04:15	4	17	1	21	1	27	2	17	2	27	2	22
04:30	1	26	3	20	1	20	1	24	2	21	2	22
04:45	7	16	3	23	8	24	2	17	0	22	4	20
05:00	2	16	6	21	4	25	6	27	4	18	4	21
05:15	7	27	8	22	4	24	11	22	7	22	7	23
05:30	9	21	8	20	8	21	9	21	8	18	8	20
05:45	18	14	16	14	11	17	13	25	16	21	15	18
06:00	11	12	16	22	14	18	18	18	11	15	14	17
06:15	16	7	16	17	19	17	13	11	22	11	17	13
06:30	15	13	24	7	19	15	32	8	24	14	23	11
06:45	20	9	26	17	21	16	25	12	21	19	23	15
07:00	15	11	17	12	9	11	14	14	11	17	13	13
07:15	16	12	16	14	17	9	15	16	21	18	17	14
07:30	18	13	18	10	20	18	23	13	14	21	19	15
07:45	25	4	13	13	15	16	13	7	20	10	17	10
08:00	19	6	9	4	15	9	10	5	7	9	12	7
08:15	20	5	20	5	12	6	15	11	17	8	17	7
08:30	10	4	10	9	20	8	21	5	9	5	14	6
08:45	19	7	25	5	28	5	15	4	32	1	24	4
09:00	21	3	26	3	20	8	17	8	18	7	20	6
09:15	14	7	16	4	20	5	25	4	23	6	20	5
09:30	11	4	22	5	12	6	14	7	22	6	16	6
09:45	13	5	17	1	16	5	18	6	22	5	17	4
10:00	16	9	20	4	22	2	21	4	17	5	19	5
10:15	14	4	22	4	20	6	18	2	18	8	18	5
10:30	20	4	14	4	26	12	16	4	16	6	18	6
10:45	25	3	15	2	18	4	15	4	17	2	18	3
11:00	14	5	23	4	16	5	24	5	15	4	18	5
11:15	12	4	17	5	19	4	20	4	16	6	17	5
11:30	31	1	25	3	17	4	21	4	22	3	23	3
11:45	20	1	22	1	16	5	14	4	16	4	18	3
Totals	485	637	519	716	494	774	507	676	500	758	501	712
Day Total	1122		1235		1268		1183		1258		1213	
AM Pct	43.2%		42.0%		39.0%		42.9%		39.7%		41.3%	
Peak Hour	11:30	14:15	8:45	12:30	8:30	15:00	6:00	17:00	8:45	15:30	8:45	15:30
Peak Volume	92	97	89	111	88	110	88	95	95	110	80	100
P.H.F	0.7419	0.8981	0.8558	0.8409	0.7857	0.8594	0.6875	0.8796	0.7422	0.7857	0.8403	0.8621

AECOM

7:00-8:00 AM	74	87	64	92	61	99	65	84	66	105	66	93
7:15-8:15 AM	78	75	56	85	67	96	61	85	62	88	65	86
7:30-8:30 AM	82	85	60	86	62	93	61	90	58	83	65	87
7:45-8:45 AM	74	80	52	86	62	94	59	87	53	80	60	85
8:00-9:00 AM	68	78	64	77	75	87	61	95	65	79	67	83

4:00-5:00 PM	74	87	64	92	61	99	65	84	66	105	66	93
4:15-5:15 PM	78	75	56	85	67	96	61	85	62	88	65	86
4:30-5:30 PM	82	85	60	86	62	93	61	90	58	83	65	87
4:45-5:45 PM	74	80	52	86	62	94	59	87	53	80	60	85
5:00-6:00 PM	68	78	64	77	75	87	61	95	65	79	67	83

Traffic Research & Analysis, Inc.
 961 Washington Blvd., Suite 603
 Roseville, CA 95678
 (916) 772-0872

Client: AECOM SJ
 File Number: 2101143
 Route: QUARRY RD EXT
 Location: W. of QUARRY RD

Site Ref: 4
 Direction: IN

Count Date	4/26/2021		4/27/2021		4/28/2021		4/29/2021		4/30/2021		Average	
Count Time	AM	PM	AM	PM	AM	PM	AM	PM	AM	PM	AM	PM
00:00	0	0	0	0	5	23	7	25	9	28	4	15
00:15	0	0	0	0	2	22	8	25	7	30	3	15
00:30	0	0	0	0	7	44	4	30	1	40	2	23
00:45	0	0	0	0	7	48	5	24	5	34	3	21
01:00	0	0	0	0	3	29	6	17	5	27	3	15
01:15	0	0	0	0	8	28	4	18	5	33	3	16
01:30	0	0	0	0	6	17	3	22	7	30	3	14
01:45	0	0	0	0	3	30	3	30	12	32	4	18
02:00	0	0	0	8	11	37	2	40	3	26	3	22
02:15	0	0	0	31	2	40	2	22	4	34	2	25
02:30	0	0	0	38	3	24	2	32	5	42	2	27
02:45	0	0	0	30	6	21	2	27	6	30	3	22
03:00	0	0	0	26	4	54	13	18	5	19	4	23
03:15	0	0	0	33	8	35	6	33	13	23	5	25
03:30	0	0	0	22	8	30	15	22	10	30	7	21
03:45	0	0	0	23	11	34	8	28	10	18	6	21
04:00	0	0	0	30	21	22	10	25	11	46	8	25
04:15	0	0	0	24	24	25	11	33	19	31	11	23
04:30	0	0	0	18	11	26	4	22	12	39	5	21
04:45	0	0	0	24	18	30	21	26	31	13	14	19
05:00	0	0	0	24	9	25	21	31	12	32	8	22
05:15	0	0	0	15	18	18	15	18	16	15	10	13
05:30	0	0	0	14	34	29	25	15	31	26	18	17
05:45	0	0	0	18	42	17	39	20	49	19	26	15
06:00	0	0	0	25	40	10	52	26	41	12	27	15
06:15	0	0	0	13	50	14	64	12	60	27	35	13
06:30	0	0	0	35	64	38	58	35	57	28	36	27
06:45	0	0	0	8	46	10	42	18	36	21	25	11
07:00	0	0	0	13	18	5	39	18	34	15	18	10
07:15	0	0	0	21	40	6	58	14	57	12	31	11
07:30	0	0	0	33	36	25	24	5	36	19	19	16
07:45	0	0	0	5	32	17	35	10	41	10	22	8
08:00	0	0	0	8	30	25	27	8	24	12	16	11
08:15	0	0	0	19	31	21	32	19	23	21	17	16
08:30	0	0	0	11	37	7	27	21	22	2	17	8
08:45	0	0	0	15	35	16	21	12	21	7	15	10
09:00	0	0	0	8	32	12	25	15	26	14	17	10
09:15	0	0	0	20	22	11	35	7	27	9	17	9
09:30	0	0	0	14	25	16	27	11	46	9	20	10
09:45	0	0	0	14	36	20	27	22	40	21	21	15
10:00	0	0	0	21	31	10	44	16	18	6	19	11
10:15	0	0	0	12	21	12	21	9	31	11	15	9
10:30	0	0	0	22	34	14	26	7	22	16	16	12
10:45	0	0	1	28	22	14	25	14	30	15	16	14
11:00	0	0	0	5	20	13	38	8	15	7	15	7
11:15	0	0	0	9	25	9	25	9	19	5	14	6
11:30	0	0	0	4	47	12	27	2	19	5	19	5
11:45	0	0	0	1	35	4	18	7	21	2	15	3
Totals	0	0	1	742	1080	1049	1053	928	1054	1003	638	744
Day Total	0		743		2129		1981		2057		1382	
AM Pct			0.1%		50.7%		53.2%		51.2%		46.1%	
Peak Hour			10:00	14:30	6:00	15:00	6:00	13:45	5:45	12:30	5:45	14:15
Peak Volume			1	127	200	153	216	124	207	134	123	98
P.H.F			0.2500	0.8355	0.7813	0.7083	0.8438	0.7750	0.8625	0.8375	0.8603	0.8971

AECOM

7:00-8:00 AM	0	0	0	96	126	103	156	106	168	129	90	87
7:15-8:15 AM	0	0	0	90	138	106	144	112	158	115	88	85
7:30-8:30 AM	0	0	0	81	129	99	118	97	124	99	74	75
7:45-8:45 AM	0	0	0	77	130	102	121	90	110	86	72	71
8:00-9:00 AM	0	0	0	71	133	89	107	84	90	92	66	67

4:00-5:00 PM	0	0	0	96	126	103	156	106	168	129	90	87
4:15-5:15 PM	0	0	0	90	138	106	144	112	158	115	88	85
4:30-5:30 PM	0	0	0	81	129	99	118	97	124	99	74	75
4:45-5:45 PM	0	0	0	77	130	102	121	90	110	86	72	71
5:00-6:00 PM	0	0	0	71	133	89	107	84	90	92	66	67

Traffic Research & Analysis, Inc.
 961 Washington Blvd., Suite 603
 Roseville, CA 95678
 (916) 772-0872

Client: AECOM SJ
 File Number: 2101144
 Route: QUARRY RD
 Location: N. of QUARRY RD EXTENSION

Site Ref: 4
 Direction: OUT

Count Date	4/26/2021		4/27/2021		4/28/2021		4/29/2021		4/30/2021		Average	
Count Time	AM	PM	AM	PM	AM	PM	AM	PM	AM	PM	AM	PM
00:00	12	41	6	37	5	36	15	50	8	29	9	39
00:15	0	33	10	48	1	40	5	46	8	41	5	42
00:30	6	43	7	51	12	35	9	56	9	60	9	49
00:45	10	52	17	37	4	73	0	44	3	44	7	50
01:00	5	35	6	20	5	36	10	32	8	49	7	34
01:15	0	43	2	45	13	31	5	45	13	53	7	43
01:30	3	35	13	46	12	46	5	37	6	48	8	42
01:45	0	40	3	36	4	43	0	45	0	44	1	42
02:00	0	31	3	27	2	31	2	44	4	44	2	35
02:15	0	34	0	45	4	78	0	32	0	45	1	47
02:30	7	58	6	51	3	62	6	60	4	59	5	58
02:45	3	49	6	48	2	38	0	43	5	56	3	47
03:00	4	47	0	45	6	47	6	46	0	46	3	46
03:15	2	60	1	61	7	65	9	38	7	52	5	55
03:30	6	66	6	60	8	61	8	58	15	49	9	59
03:45	10	47	11	44	9	56	5	48	9	45	9	48
04:00	10	52	5	71	0	50	2	66	4	40	4	56
04:15	5	47	4	58	18	71	12	54	21	55	12	57
04:30	8	47	29	45	6	52	1	72	15	66	12	56
04:45	9	55	5	67	14	56	15	43	18	38	12	52
05:00	0	69	2	75	13	56	11	66	13	55	8	64
05:15	13	68	7	57	3	65	24	59	9	60	11	62
05:30	15	33	21	39	20	49	21	53	18	70	19	49
05:45	21	37	29	38	31	33	14	40	29	54	25	40
06:00	25	31	15	46	28	30	24	36	36	22	26	33
06:15	17	41	20	44	28	28	31	40	21	30	23	37
06:30	44	33	50	48	33	28	31	30	38	50	39	38
06:45	40	44	63	29	47	26	41	25	47	46	48	34
07:00	48	22	31	22	31	23	30	37	41	33	36	27
07:15	23	32	34	36	36	47	49	30	40	45	36	38
07:30	42	30	53	34	46	38	35	34	54	36	46	34
07:45	45	20	35	58	62	34	46	35	38	37	45	37
08:00	41	23	46	19	50	26	38	29	30	28	41	25
08:15	38	43	35	7	57	24	45	22	39	29	43	25
08:30	38	16	54	29	36	20	24	23	34	32	37	24
08:45	69	30	32	23	33	15	28	24	39	15	40	21
09:00	27	28	47	9	36	16	41	5	41	9	38	13
09:15	30	14	27	10	47	12	60	20	31	14	39	14
09:30	30	27	46	15	31	12	32	13	45	2	37	14
09:45	23	17	30	16	39	22	26	15	41	16	32	17
10:00	33	5	43	22	47	4	33	8	35	19	38	12
10:15	26	9	46	10	42	10	45	13	38	15	39	11
10:30	30	7	30	13	17	11	25	31	47	19	30	16
10:45	34	17	43	24	29	19	37	14	26	19	34	19
11:00	36	6	43	13	26	8	30	11	44	13	36	10
11:15	43	12	49	16	47	15	36	10	42	11	43	13
11:30	25	10	38	16	36	13	37	17	38	12	35	14
11:45	35	10	41	2	39	10	52	3	36	7	41	6
Totals	991	1649	1150	1712	1125	1701	1061	1702	1147	1761	1095	1705
Day Total	2640		2862		2826		2763		2908		2800	
AM Pct	37.5%		40.2%		39.8%		38.4%		39.4%		39.1%	
Peak Hour	8:00	16:30	6:45	16:15	7:30	15:30	11:45	15:45	6:45	17:00	7:30	16:30
Peak Volume	186	239	181	245	215	238	204	240	182	239	175	234
P.H.F	0.6739	0.8659	0.7183	0.8167	0.8669	0.8380	0.9107	0.8333	0.8426	0.8536	0.9511	0.9120

AECOM

7:00-8:00 AM	158	201	153	241	175	229	160	235	173	199	164	221
7:15-8:15 AM	151	218	168	245	194	235	168	235	162	214	169	229
7:30-8:30 AM	166	239	169	244	215	229	164	240	161	219	175	234
7:45-8:45 AM	162	225	170	238	205	226	153	221	141	223	166	227
8:00-9:00 AM	186	207	167	209	176	203	135	218	142	239	161	215
4:00-5:00 PM	158	201	153	241	175	229	160	235	173	199	164	221
4:15-5:15 PM	151	218	168	245	194	235	168	235	162	214	169	229
4:30-5:30 PM	166	239	169	244	215	229	164	240	161	219	175	234
4:45-5:45 PM	162	225	170	238	205	226	153	221	141	223	166	227
5:00-6:00 PM	186	207	167	209	176	203	135	218	142	239	161	215

Traffic Research & Analysis, Inc.
 961 Washington Blvd., Suite 603
 Roseville, CA 95678
 (916) 772-0872

Client: AECOM SJ
 File Number: 2101145
 Route: PALM DR
 Location: S. of ARBORETUM RD

Site Ref: 5
 Direction: IN

Count Date	4/26/2021		4/27/2021		4/28/2021		4/29/2021		4/30/2021		Average	
Count Time	AM	PM	AM	PM	AM	PM	AM	PM	AM	PM	AM	PM
00:00	4	44	0	26	1	34	2	29	9	40	3	35
00:15	1	44	1	29	5	33	2	49	6	48	3	41
00:30	3	43	3	33	4	52	3	58	2	40	3	45
00:45	0	42	1	48	1	37	1	58	1	47	1	46
01:00	2	27	1	44	1	40	1	28	0	51	1	38
01:15	3	24	0	38	1	33	1	42	1	37	1	35
01:30	1	37	1	35	1	36	0	25	1	37	1	34
01:45	2	38	3	45	0	47	1	38	1	39	1	41
02:00	0	44	0	45	1	38	0	30	1	42	0	40
02:15	1	33	2	43	2	51	1	42	2	52	2	44
02:30	2	37	1	51	2	31	2	45	2	43	2	41
02:45	0	35	0	29	1	47	2	47	1	32	1	38
03:00	1	23	1	38	0	37	2	24	2	45	1	33
03:15	2	32	2	44	3	42	4	32	1	39	2	38
03:30	1	45	2	29	3	39	2	38	4	51	2	40
03:45	2	35	2	51	6	33	5	45	6	49	4	43
04:00	2	39	2	52	5	35	10	39	7	61	5	45
04:15	3	38	9	38	4	42	8	43	7	50	6	42
04:30	13	33	14	33	10	42	11	58	9	40	11	41
04:45	13	35	16	31	19	45	13	47	13	39	15	39
05:00	22	40	22	43	19	38	24	36	17	45	21	40
05:15	25	30	32	44	31	40	22	35	24	46	27	39
05:30	33	26	38	39	36	34	36	33	34	40	35	34
05:45	45	47	41	42	53	51	46	40	54	45	48	45
06:00	41	38	42	41	44	30	48	23	43	46	44	36
06:15	46	37	51	39	63	25	56	22	49	34	53	31
06:30	58	21	56	33	71	45	64	34	62	31	62	33
06:45	55	30	55	23	48	34	51	32	48	44	51	33
07:00	40	26	38	23	41	30	49	30	38	41	41	30
07:15	41	33	41	32	36	30	41	35	37	34	39	33
07:30	42	25	56	24	45	27	32	33	35	51	42	32
07:45	43	22	44	25	42	24	44	40	41	35	43	29
08:00	38	24	47	18	51	20	43	25	41	32	44	24
08:15	57	19	53	25	53	24	62	16	43	23	54	21
08:30	50	22	59	17	56	21	56	24	69	26	58	22
08:45	52	20	65	22	59	28	56	16	50	34	56	24
09:00	52	16	61	12	54	23	47	26	68	29	56	21
09:15	54	13	53	12	60	10	54	21	48	17	54	15
09:30	40	13	45	17	44	22	54	7	44	23	45	16
09:45	47	14	53	17	48	19	52	16	38	25	48	18
10:00	47	12	40	10	56	12	36	10	43	20	44	13
10:15	38	9	39	8	50	15	47	11	40	15	43	12
10:30	36	5	39	11	47	7	48	6	51	17	44	9
10:45	36	6	45	13	48	8	47	10	47	20	45	11
11:00	30	2	29	6	49	8	41	10	37	11	37	7
11:15	40	4	37	5	35	2	36	5	41	6	38	4
11:30	32	6	51	7	56	6	36	8	30	17	41	9
11:45	33	2	48	3	36	5	40	5	35	11	38	5
Totals	1229	1290	1341	1393	1401	1432	1339	1426	1283	1700	1319	1448
Day Total	2519		2734		2833		2765		2983		2767	
AM Pct	48.8%		49.0%		49.5%		48.4%		43.0%		47.7%	
Peak Hour	8:15	12:00	8:15	13:45	5:45	13:30	8:15	12:00	8:30	15:30	8:30	15:45
Peak Volume	211	173	238	184	231	172	221	194	235	211	225	171
P.H.F	0.9254	0.9830	0.9154	0.9020	0.8134	0.8431	0.8911	0.8362	0.8514	0.8648	0.9681	0.9469

AECOM

7:00-8:00 AM	166	145	179	154	164	164	166	187	151	190	165	168
7:15-8:15 AM	164	146	188	145	174	167	160	184	154	174	168	163
7:30-8:30 AM	180	138	200	151	191	165	181	176	160	170	182	160
7:45-8:45 AM	188	131	203	157	202	157	205	151	194	170	198	153
8:00-9:00 AM	197	143	224	168	219	163	217	144	203	176	212	159

4:00-5:00 PM	166	145	179	154	164	164	166	187	151	190	165	168
4:15-5:15 PM	164	146	188	145	174	167	160	184	154	174	168	163
4:30-5:30 PM	180	138	200	151	191	165	181	176	160	170	182	160
4:45-5:45 PM	188	131	203	157	202	157	205	151	194	170	198	153
5:00-6:00 PM	197	143	224	168	219	163	217	144	203	176	212	159

Traffic Research & Analysis, Inc.
 961 Washington Blvd., Suite 603
 Roseville, CA 95678
 (916) 772-0872

Client: AECOM SJ
 File Number: 2101146
 Route: PALM DR
 Location: S. of ARBORETUM RD

Site Ref: 5
 Direction: OUT

Count Date	4/26/2021		4/27/2021		4/28/2021		4/29/2021		4/30/2021		Average	
Count Time	AM	PM	AM	PM	AM	PM	AM	PM	AM	PM	AM	PM
00:00	2	28	2	14	3	27	3	22	8	30	4	24
00:15	2	12	3	23	5	24	4	28	4	23	4	22
00:30	2	27	4	33	2	27	4	20	7	29	4	27
00:45	1	37	3	27	2	27	1	31	5	22	2	29
01:00	0	25	10	30	8	30	9	40	8	29	7	31
01:15	2	26	1	24	4	21	3	33	3	30	3	27
01:30	2	28	1	24	2	40	1	27	1	15	1	27
01:45	1	20	1	33	0	31	2	24	2	36	1	29
02:00	1	29	1	35	1	33	1	35	2	32	1	33
02:15	0	38	0	33	1	36	3	29	1	26	1	32
02:30	2	36	13	46	13	35	13	57	11	50	10	45
02:45	0	47	1	47	1	44	3	36	1	40	1	43
03:00	1	26	1	34	1	46	0	43	0	45	1	39
03:15	1	37	0	47	1	46	0	45	0	41	0	43
03:30	0	67	0	58	1	61	0	40	1	49	0	55
03:45	0	35	0	34	1	34	0	36	1	42	0	36
04:00	2	30	0	36	0	41	1	36	1	48	1	38
04:15	2	37	3	35	1	42	2	42	0	34	2	38
04:30	2	38	8	42	7	37	7	37	3	38	5	38
04:45	3	29	3	44	3	30	0	30	1	42	2	35
05:00	0	43	1	43	0	55	4	57	0	59	1	51
05:15	1	50	5	49	2	44	3	49	1	45	2	47
05:30	12	52	14	46	10	41	11	39	10	47	11	45
05:45	5	44	0	31	3	43	5	55	2	50	3	45
06:00	3	36	2	40	2	40	4	38	9	44	4	40
06:15	6	39	4	35	5	49	2	43	6	44	5	42
06:30	7	27	7	41	9	48	10	39	8	26	8	36
06:45	8	30	6	40	6	42	7	41	7	40	7	39
07:00	9	35	9	34	14	39	7	26	11	47	10	36
07:15	14	38	15	28	11	33	17	32	7	37	13	34
07:30	16	29	12	36	20	39	11	46	18	33	15	37
07:45	11	21	13	35	7	35	8	32	8	40	9	33
08:00	8	18	6	27	13	23	9	22	9	36	9	25
08:15	5	16	13	16	11	16	12	22	13	38	11	22
08:30	6	17	8	22	6	20	13	19	11	17	9	19
08:45	18	16	11	13	21	19	18	19	17	22	17	18
09:00	6	9	15	14	17	9	10	22	18	20	13	15
09:15	14	11	14	13	18	10	18	12	20	18	17	13
09:30	14	15	19	13	13	12	15	11	18	25	16	15
09:45	24	11	17	8	12	8	18	10	20	25	18	12
10:00	18	6	19	7	12	11	18	8	14	20	16	10
10:15	12	8	10	10	16	11	21	4	21	16	16	10
10:30	16	7	20	11	20	13	17	24	17	16	18	14
10:45	14	13	24	7	17	4	17	10	22	12	19	9
11:00	18	11	13	8	21	11	22	9	25	16	20	11
11:15	20	10	14	11	22	5	27	7	18	8	20	8
11:30	20	8	18	10	26	13	25	15	21	11	22	11
11:45	23	6	30	5	20	5	25	6	27	9	25	6
Totals	354	1278	394	1352	411	1410	431	1408	438	1522	406	1394
Day Total	1632		1746		1821		1839		1960		1800	
AM Pct	21.7%		22.6%		22.6%		23.4%		22.3%		22.5%	
Peak Hour	11:15	17:00	11:45	14:45	11:45	14:45	11:30	17:00	11:45	17:00	11:45	17:00
Peak Volume	91	189	100	186	98	197	100	200	109	201	98	188
P.H.F	0.8125	0.9087	0.7576	0.8017	0.9074	0.8074	0.8929	0.8772	0.9083	0.8517	0.9044	0.9163

AECOM

7:00-8:00 AM	50	134	49	157	52	150	43	145	44	162	48	150
7:15-8:15 AM	49	147	46	164	51	164	45	166	42	173	47	163
7:30-8:30 AM	40	160	44	178	51	166	40	173	48	184	45	172
7:45-8:45 AM	30	174	40	182	37	170	42	175	41	193	38	179
8:00-9:00 AM	37	189	38	169	51	183	52	200	50	201	46	188

4:00-5:00 PM	50	134	49	157	52	150	43	145	44	162	48	150
4:15-5:15 PM	49	147	46	164	51	164	45	166	42	173	47	163
4:30-5:30 PM	40	160	44	178	51	166	40	173	48	184	45	172
4:45-5:45 PM	30	174	40	182	37	170	42	175	41	193	38	179
5:00-6:00 PM	37	189	38	169	51	183	52	200	50	201	46	188

Traffic Research & Analysis, Inc.
 961 Washington Blvd., Suite 603
 Roseville, CA 95678
 (916) 772-0872

Client: AECOM SJ
 File Number: 2101147
 Route: LASUEN ST
 Location: S. of ARBORETUM RD

Site Ref: 6
 Direction: OUT

Count Date	4/26/2021		4/27/2021		4/28/2021		4/29/2021		4/30/2021		Average	
Count Time	AM	PM	AM	PM	AM	PM	AM	PM	AM	PM	AM	PM
00:00	0	16	0	10	0	17	0	11	0	5	0	12
00:15	0	16	0	23	0	11	0	8	0	6	0	13
00:30	0	20	0	18	0	21	2	8	0	11	0	16
00:45	0	18	0	22	0	11	0	12	0	9	0	14
01:00	0	21	0	21	0	15	0	15	0	14	0	17
01:15	0	14	0	26	1	9	0	9	0	18	0	15
01:30	0	15	0	13	0	12	0	14	0	12	0	13
01:45	0	16	0	18	0	17	0	13	0	14	0	16
02:00	0	12	0	15	0	10	0	9	0	5	0	10
02:15	0	24	0	19	1	12	0	10	0	12	0	15
02:30	0	22	0	18	0	9	0	12	0	11	0	14
02:45	0	17	0	11	0	18	0	11	0	1	0	12
03:00	0	16	0	18	0	13	0	13	0	10	0	14
03:15	0	14	0	9	0	16	0	16	0	4	0	12
03:30	0	16	0	10	0	12	0	9	0	13	0	12
03:45	0	12	0	12	0	20	0	8	0	12	0	13
04:00	1	16	0	28	0	15	0	4	0	14	0	15
04:15	0	13	1	14	0	12	0	20	0	10	0	14
04:30	0	6	0	11	1	7	0	8	0	6	0	8
04:45	0	5	0	9	0	7	0	7	0	10	0	8
05:00	2	3	0	7	0	3	0	4	0	4	0	4
05:15	0	6	0	5	0	2	0	2	0	7	0	4
05:30	0	0	0	1	0	0	0	3	0	3	0	1
05:45	0	4	1	4	0	3	0	2	0	3	0	3
06:00	0	1	0	0	0	1	0	1	2	3	0	1
06:15	0	1	0	0	2	2	1	3	3	0	1	1
06:30	0	1	1	2	0	1	1	3	0	1	0	2
06:45	0	0	0	1	0	2	0	4	0	3	0	2
07:00	0	1	3	2	0	0	1	1	0	1	1	1
07:15	1	2	1	1	1	2	0	1	1	6	1	2
07:30	1	1	4	1	0	0	0	1	2	3	1	1
07:45	0	0	2	1	0	1	0	1	2	1	1	1
08:00	0	0	0	1	1	0	1	0	0	2	0	1
08:15	4	1	1	0	4	0	3	1	0	0	2	0
08:30	1	0	2	0	0	0	2	0	2	1	1	0
08:45	6	0	7	0	5	0	1	0	4	3	5	1
09:00	12	0	21	3	11	0	6	2	12	0	12	1
09:15	17	3	15	0	17	2	7	0	20	2	15	1
09:30	25	1	20	0	16	0	2	0	14	0	15	0
09:45	14	0	22	1	16	0	6	0	9	4	13	1
10:00	30	1	11	0	21	0	5	0	11	1	16	0
10:15	24	0	24	1	14	2	16	0	8	0	17	1
10:30	21	0	13	0	14	1	14	10	21	1	17	2
10:45	30	0	25	0	17	0	12	2	15	0	20	0
11:00	26	0	22	0	14	0	18	2	12	0	18	0
11:15	21	0	18	0	15	0	5	0	9	1	14	0
11:30	17	0	16	0	24	0	10	0	10	0	15	0
11:45	18	0	20	0	22	0	13	0	12	0	17	0
Totals	271	335	250	356	217	286	126	260	169	247	207	297
Day Total	606		606		503		386		416		503	
AM Pct	44.7%		41.3%		43.1%		32.6%		40.6%		41.0%	
Peak Hour	10:00	14:15	10:15	12:30	11:15	15:15	10:15	14:30	10:30	13:00	10:15	12:30
Peak Volume	105	79	84	87	78	63	60	52	57	58	72	62
P.H.F	0.8750	0.8229	0.8400	0.8365	0.8125	0.7875	0.8333	0.8125	0.6786	0.8056	0.9091	0.9070

AECOM

7:00-8:00 AM	2	40	10	62	1	41	1	39	5	40	4	44
7:15-8:15 AM	2	27	7	41	2	29	1	39	5	30	3	33
7:30-8:30 AM	5	20	7	32	5	19	4	21	4	27	5	24
7:45-8:45 AM	5	14	5	22	5	12	6	16	4	24	5	18
8:00-9:00 AM	11	13	10	17	10	8	7	11	6	17	9	13

4:00-5:00 PM	2	40	10	62	1	41	1	39	5	40	4	44
4:15-5:15 PM	2	27	7	41	2	29	1	39	5	30	3	33
4:30-5:30 PM	5	20	7	32	5	19	4	21	4	27	5	24
4:45-5:45 PM	5	14	5	22	5	12	6	16	4	24	5	18
5:00-6:00 PM	11	13	10	17	10	8	7	11	6	17	9	13

Traffic Research & Analysis, Inc.
 961 Washington Blvd., Suite 603
 Roseville, CA 95678
 (916) 772-0872

Client: AECOM SJ
 File Number: 2101148
 Route: GALVEZ ST
 Location: S. of ARBORETUM RD

Site Ref: 7
 Direction: IN

Count Date	4/26/2021		4/27/2021		4/28/2021		4/29/2021		4/30/2021		Average	
Count Time	AM	PM	AM	PM	AM	PM	AM	PM	AM	PM	AM	PM
00:00	2	41	4	57	2	47	2	47	9	50	4	48
00:15	1	46	4	59	1	64	3	56	3	52	2	55
00:30	4	47	0	58	1	60	2	54	1	49	2	54
00:45	1	51	1	65	0	58	2	50	1	60	1	57
01:00	2	40	0	70	3	41	1	52	2	60	2	53
01:15	1	49	0	65	2	41	0	51	0	55	1	52
01:30	0	50	1	56	0	60	2	44	0	64	1	55
01:45	1	41	0	49	1	60	1	45	1	49	1	49
02:00	1	43	0	47	1	41	1	42	0	48	1	44
02:15	0	59	0	65	1	40	0	54	1	51	0	54
02:30	2	50	1	66	2	49	0	51	3	48	2	53
02:45	1	47	0	56	0	46	0	50	1	52	0	50
03:00	2	54	0	54	0	37	2	50	0	57	1	50
03:15	0	41	1	40	0	36	0	51	0	48	0	43
03:30	1	35	0	42	2	42	1	34	1	49	1	40
03:45	1	54	0	51	2	48	2	32	0	57	1	48
04:00	3	47	3	46	2	46	1	36	2	45	2	44
04:15	2	41	2	46	3	41	2	54	5	45	3	45
04:30	7	40	11	53	14	40	9	40	4	35	9	42
04:45	8	36	9	44	9	43	12	40	8	50	9	43
05:00	8	35	5	30	10	36	9	38	5	49	7	38
05:15	9	32	12	36	18	32	13	25	10	42	12	33
05:30	29	38	31	24	35	25	30	26	27	49	30	32
05:45	45	26	41	26	34	28	29	37	32	29	36	29
06:00	22	27	29	27	31	27	19	31	23	30	25	28
06:15	40	33	32	30	35	31	43	42	37	31	37	33
06:30	40	29	49	30	56	28	38	24	35	35	44	29
06:45	35	34	43	25	46	21	43	23	47	38	43	28
07:00	30	21	34	23	33	31	33	42	30	29	32	29
07:15	52	30	48	27	47	23	56	34	54	38	51	30
07:30	27	35	44	17	54	28	32	41	40	43	39	33
07:45	50	30	69	22	57	29	56	28	44	46	55	31
08:00	33	20	58	27	43	30	54	23	38	35	45	27
08:15	52	14	55	10	57	19	57	26	46	32	53	20
08:30	57	17	65	10	63	19	66	24	58	21	62	18
08:45	63	15	102	11	86	13	72	10	64	21	77	14
09:00	48	8	82	15	74	15	65	12	64	23	67	15
09:15	43	12	74	23	63	14	48	11	54	21	56	16
09:30	62	6	88	5	62	15	48	9	44	14	61	10
09:45	49	10	67	11	77	12	73	5	67	10	67	10
10:00	53	4	71	3	64	11	62	7	70	15	64	8
10:15	44	4	72	10	68	6	54	15	57	19	59	11
10:30	52	4	59	3	46	4	64	11	51	9	54	6
10:45	59	6	70	1	46	2	53	6	67	10	59	5
11:00	46	2	51	0	46	6	42	3	57	8	48	4
11:15	44	12	49	6	46	5	64	8	54	6	51	7
11:30	57	6	71	5	75	2	62	3	61	6	65	4
11:45	70	8	59	4	48	1	63	4	62	7	60	5
Totals	1259	1430	1567	1550	1466	1453	1391	1501	1340	1740	1405	1535
Day Total	2689		3117		2919		2892		3080		2939	
AM Pct	46.8%		50.3%		50.2%		48.1%		43.5%		47.8%	
Peak Hour	8:15	14:15	8:45	12:30	8:30	12:00	8:15	12:15	9:45	12:45	8:30	12:15
Peak Volume	220	210	346	258	286	229	260	212	245	239	262	218
P.H.F	0.8730	0.8898	0.8480	0.9214	0.8314	0.8945	0.9028	0.9464	0.8750	0.9336	0.8469	0.9613

AECOM

7:00-8:00 AM	159	164	195	189	191	170	177	170	168	175	178	174
7:15-8:15 AM	162	152	219	173	201	160	198	172	176	179	191	167
7:30-8:30 AM	162	143	226	163	211	151	199	143	168	176	193	155
7:45-8:45 AM	192	141	247	134	220	136	233	129	186	190	216	146
8:00-9:00 AM	205	131	280	116	249	121	249	126	206	169	238	133
4:00-5:00 PM	159	164	195	189	191	170	177	170	168	175	178	174
4:15-5:15 PM	162	152	219	173	201	160	198	172	176	179	191	167
4:30-5:30 PM	162	143	226	163	211	151	199	143	168	176	193	155
4:45-5:45 PM	192	141	247	134	220	136	233	129	186	190	216	146
5:00-6:00 PM	205	131	280	116	249	121	249	126	206	169	238	133

Traffic Research & Analysis, Inc.
 961 Washington Blvd., Suite 603
 Roseville, CA 95678
 (916) 772-0872

Client: AECOM SJ
 File Number: 2101149
 Route: GALVEZ ST
 Location: S. of ARBORETUM RD

Site Ref: 7
 Direction: OUT

Count Date	4/26/2021		4/27/2021		4/28/2021		4/29/2021		4/30/2021		Average	
Count Time	AM	PM	AM	PM	AM	PM	AM	PM	AM	PM	AM	PM
00:00	5	36	5	58	0	69	3	66	3	57	3	57
00:15	5	35	3	58	6	38	5	46	1	55	4	46
00:30	4	55	2	39	5	53	6	51	3	62	4	52
00:45	7	42	2	70	4	60	7	53	4	53	5	56
01:00	1	48	3	73	3	46	4	61	6	63	3	58
01:15	5	41	4	58	3	61	4	73	2	55	4	58
01:30	1	47	2	76	6	54	4	49	2	68	3	59
01:45	1	43	2	48	2	46	1	59	2	58	2	51
02:00	2	40	1	61	3	61	1	58	1	61	2	56
02:15	1	37	1	71	9	49	5	52	6	56	4	53
02:30	1	79	4	93	2	87	1	77	0	90	2	85
02:45	0	48	4	68	2	68	3	71	2	94	2	70
03:00	1	55	1	63	3	52	0	48	5	75	2	59
03:15	2	65	2	75	0	75	4	69	0	74	2	72
03:30	0	64	1	67	3	81	1	48	0	66	1	65
03:45	0	47	1	62	3	62	0	59	0	60	1	58
04:00	1	49	1	70	1	72	1	66	0	82	1	68
04:15	0	53	0	71	1	72	1	66	0	62	0	65
04:30	2	60	1	93	4	78	1	70	1	73	2	75
04:45	1	51	0	55	4	62	2	57	0	67	1	58
05:00	1	82	0	66	1	65	3	74	1	56	1	69
05:15	2	54	1	54	4	62	3	72	2	57	2	60
05:30	3	60	1	48	8	59	7	68	3	61	4	59
05:45	7	57	5	51	3	63	5	59	5	51	5	56
06:00	5	52	4	66	2	47	7	54	4	43	4	52
06:15	6	38	4	56	8	57	6	48	1	60	5	52
06:30	6	44	11	52	7	43	11	67	4	56	8	52
06:45	7	49	16	49	17	43	17	45	13	70	14	51
07:00	12	42	10	52	9	39	12	45	12	52	11	46
07:15	14	54	13	56	15	37	14	48	13	48	14	49
07:30	16	35	17	48	15	37	21	47	19	47	18	43
07:45	25	29	24	43	21	40	23	48	33	34	25	39
08:00	16	32	21	19	22	35	22	46	24	43	21	35
08:15	17	36	18	30	23	25	18	20	18	37	19	30
08:30	20	13	38	30	30	36	30	35	31	51	30	33
08:45	26	13	32	23	33	25	26	26	21	32	28	24
09:00	14	11	51	13	49	22	42	27	38	41	39	23
09:15	29	17	40	13	47	12	38	15	49	22	41	16
09:30	31	15	44	18	40	25	55	17	45	26	43	20
09:45	31	14	56	15	46	7	45	18	30	25	42	16
10:00	31	13	70	8	47	12	25	7	54	30	45	14
10:15	26	7	43	12	40	7	48	18	40	23	39	13
10:30	28	9	48	3	46	7	40	34	54	5	43	12
10:45	26	6	52	10	35	10	43	19	51	8	41	11
11:00	34	5	58	7	55	7	54	11	61	10	52	8
11:15	38	9	54	3	54	8	57	10	51	15	51	9
11:30	36	7	53	6	35	6	44	11	66	13	47	9
11:45	40	3	48	5	66	3	56	8	61	7	54	5
Totals	587	1801	872	2185	842	2085	826	2196	842	2354	794	2124
Day Total	2388		3057		2927		3022		3196		2918	
AM Pct	24.6%		28.5%		28.8%		27.3%		26.3%		27.2%	
Peak Hour	11:45	17:00	9:45	14:30	11:45	15:15	11:15	16:30	11:00	14:30	11:45	14:30
Peak Volume	166	253	217	299	226	290	223	273	239	333	210	285
P.H.F	0.7545	0.7713	0.7750	0.8038	0.8188	0.8951	0.8447	0.9223	0.9053	0.8856	0.9170	0.8369

AECOM

7:00-8:00 AM	67	213	64	289	60	284	70	259	77	284	68	266
7:15-8:15 AM	71	246	75	285	73	277	80	267	89	258	78	267
7:30-8:30 AM	74	247	80	268	81	267	84	273	94	253	83	262
7:45-8:45 AM	78	247	101	223	96	248	93	271	106	241	95	246
8:00-9:00 AM	79	253	109	219	108	249	96	273	94	225	97	244

4:00-5:00 PM	67	213	64	289	60	284	70	259	77	284	68	266
4:15-5:15 PM	71	246	75	285	73	277	80	267	89	258	78	267
4:30-5:30 PM	74	247	80	268	81	267	84	273	94	253	83	262
4:45-5:45 PM	78	247	101	223	96	248	93	271	106	241	95	246
5:00-6:00 PM	79	253	109	219	108	249	96	273	94	225	97	244

Traffic Research & Analysis, Inc.
 961 Washington Blvd., Suite 603
 Roseville, CA 95678
 (916) 772-0872

Client: AECOM SJ
 File Number: 2101150
 Route: SERRA ST
 Location: SW. of EL CAMINO REAL

Site Ref: 8
 Direction: IN

Count Date	4/26/2021		4/27/2021		4/28/2021		4/29/2021		4/30/2021		Average	
Count Time	AM	PM	AM	PM	AM	PM	AM	PM	AM	PM	AM	PM
00:00	6	49	1	44	8	59	17	31	0	43	6	45
00:15	13	57	5	26	12	53	10	0	0	32	8	34
00:30	2	47	4	40	5	54	6	0	0	35	3	35
00:45	8	54	2	54	9	55	3	0	0	47	4	42
01:00	12	47	3	39	5	39	4	0	0	39	5	33
01:15	7	51	7	42	2	59	6	0	0	41	4	39
01:30	8	23	3	52	3	46	3	0	0	39	3	32
01:45	2	35	4	45	4	53	2	0	0	51	2	37
02:00	4	55	2	46	6	42	7	0	0	38	4	36
02:15	4	40	4	53	2	38	4	0	0	48	3	36
02:30	1	35	2	53	0	38	2	0	0	73	1	40
02:45	0	25	0	41	2	34	0	0	0	62	0	32
03:00	2	45	1	49	2	35	2	0	0	56	1	37
03:15	0	41	1	39	2	52	6	0	0	68	2	40
03:30	2	44	1	43	0	45	4	0	0	56	1	38
03:45	2	45	2	50	3	40	0	0	0	46	1	36
04:00	4	44	6	32	1	47	1	0	0	53	2	35
04:15	6	44	2	33	0	54	5	0	0	50	3	36
04:30	8	34	9	47	16	36	9	0	0	49	8	33
04:45	12	43	6	54	9	56	18	0	0	55	9	42
05:00	7	56	13	48	10	40	18	0	0	55	10	40
05:15	22	36	17	53	23	37	23	0	0	70	17	39
05:30	38	51	41	43	42	41	35	0	0	71	31	41
05:45	49	57	59	52	49	52	62	0	0	55	44	43
06:00	11	55	15	49	10	70	9	0	0	61	9	47
06:15	27	46	26	36	31	39	44	0	0	62	26	37
06:30	27	62	40	53	57	44	54	0	0	57	36	43
06:45	40	54	48	46	39	59	30	0	0	68	31	45
07:00	44	58	37	45	32	43	37	0	0	68	30	43
07:15	41	42	44	41	44	42	29	0	0	53	32	36
07:30	48	51	55	50	35	46	51	0	0	57	38	41
07:45	48	38	47	41	55	45	39	0	0	53	38	35
08:00	44	49	60	32	55	61	64	0	0	46	45	38
08:15	49	43	43	55	38	48	55	0	0	40	37	37
08:30	53	49	68	44	43	42	52	0	0	47	43	36
08:45	58	35	54	43	46	40	40	0	6	32	41	30
09:00	37	41	50	46	44	43	52	0	39	42	44	34
09:15	36	34	49	39	58	32	51	0	42	22	47	25
09:30	62	29	63	34	39	29	38	0	26	24	46	23
09:45	28	21	49	27	51	27	60	0	25	20	43	19
10:00	41	25	27	25	55	34	50	0	35	20	42	21
10:15	25	10	39	25	49	23	38	0	32	22	37	16
10:30	50	16	54	22	31	24	29	0	29	22	39	17
10:45	59	12	32	15	45	29	46	0	28	27	42	17
11:00	38	15	34	14	52	9	45	0	50	8	44	9
11:15	62	14	53	9	69	19	38	0	42	13	53	11
11:30	45	12	48	18	39	13	47	0	35	12	43	11
11:45	69	4	53	7	42	6	61	0	46	13	54	6
Totals	1261	1873	1283	1894	1274	1972	1306	31	435	2121	1112	1578
Day Total	3134		3177		3246		1337		2556		2690	
AM Pct	40.2%		40.4%		39.2%		97.7%		17.0%		41.3%	
Peak Hour	11:15	17:45	8:00	16:30	11:15	12:00	8:00	12:00	11:00	14:30	11:15	18:00
Peak Volume	225	220	225	202	209	221	211	31	173	259	195	172
P.H.F	0.8152	0.8871	0.8272	0.9352	0.7572	0.9364	0.8242	0.2500	0.8650	0.8870	0.8994	0.9160

AECOM

7:00-8:00 AM	181	165	183	166	166	193	156	0	0	207	137	146
7:15-8:15 AM	181	177	206	182	189	186	183	0	0	209	152	151
7:30-8:30 AM	189	169	205	202	183	169	209	0	0	229	157	154
7:45-8:45 AM	194	186	218	198	191	174	210	0	0	251	163	162
8:00-9:00 AM	204	200	225	196	182	170	211	0	6	251	166	163
4:00-5:00 PM	181	165	183	166	166	193	156	0	0	207	137	146
4:15-5:15 PM	181	177	206	182	189	186	183	0	0	209	152	151
4:30-5:30 PM	189	169	205	202	183	169	209	0	0	229	157	154
4:45-5:45 PM	194	186	218	198	191	174	210	0	0	251	163	162
5:00-6:00 PM	204	200	225	196	182	170	211	0	6	251	166	163

Traffic Research & Analysis, Inc.
 961 Washington Blvd., Suite 603
 Roseville, CA 95678
 (916) 772-0872

Client: AECOM SJ
 File Number: 2101151
 Route: SERRA ST
 Location: SW. of EL CAMINO REAL

Site Ref: 8
 Direction: OUT

Count Date	4/26/2021		4/27/2021		4/28/2021		4/29/2021		4/30/2021		Average	
Count Time	AM	PM	AM	PM	AM	PM	AM	PM	AM	PM	AM	PM
00:00	3	34	7	35	9	36	10	35	0	31	6	34
00:15	4	39	2	27	2	35	7	0	0	28	3	26
00:30	2	39	3	35	6	35	6	0	0	55	3	33
00:45	4	32	1	38	3	39	6	0	0	50	3	32
01:00	4	35	4	53	2	47	5	0	0	23	3	32
01:15	4	34	3	34	3	44	5	0	0	31	3	29
01:30	0	39	1	33	2	55	2	0	0	35	1	32
01:45	4	34	1	47	4	44	3	0	0	46	2	34
02:00	3	45	0	32	2	35	2	0	0	38	1	30
02:15	1	37	3	40	5	50	5	0	0	38	3	33
02:30	4	55	3	46	2	64	6	0	0	34	3	40
02:45	0	45	4	48	4	41	2	0	0	30	2	33
03:00	0	44	0	55	2	39	1	0	0	37	1	35
03:15	0	70	1	61	3	62	0	0	0	49	1	48
03:30	2	52	0	60	1	65	1	0	0	21	1	40
03:45	0	51	0	47	3	63	1	0	0	35	1	39
04:00	2	37	2	57	1	61	0	0	0	32	1	37
04:15	1	42	2	57	0	45	0	0	0	41	1	37
04:30	1	67	1	61	0	53	1	0	0	38	1	44
04:45	2	42	1	46	1	48	4	0	0	35	2	34
05:00	5	53	1	62	5	55	1	0	0	42	2	42
05:15	1	49	2	54	2	57	4	0	0	42	2	40
05:30	5	48	6	46	3	38	4	0	0	38	4	34
05:45	4	51	6	31	5	53	8	0	0	33	5	34
06:00	3	52	5	52	5	43	6	0	0	28	4	35
06:15	6	56	4	49	4	52	8	0	0	38	4	39
06:30	8	58	14	53	13	45	16	0	0	40	10	39
06:45	11	36	16	57	8	55	10	0	0	35	9	37
07:00	8	39	9	48	9	43	9	0	0	45	7	35
07:15	10	46	16	46	15	47	12	0	0	44	11	37
07:30	17	37	15	35	21	57	16	0	0	34	14	33
07:45	23	26	22	38	23	39	21	0	0	35	18	28
08:00	30	29	21	27	25	39	26	0	0	43	20	28
08:15	25	28	22	34	19	39	28	0	0	36	19	27
08:30	23	23	32	27	29	39	23	0	0	37	21	25
08:45	28	20	33	30	41	30	30	0	12	49	29	26
09:00	27	24	34	33	38	31	29	0	44	44	34	26
09:15	26	17	24	24	31	13	29	0	41	39	30	19
09:30	34	20	26	13	33	33	22	0	30	26	29	18
09:45	34	14	32	15	40	23	30	0	34	32	34	17
10:00	29	16	24	13	24	17	25	0	24	17	25	13
10:15	25	15	28	11	22	13	24	0	41	28	28	13
10:30	18	6	25	22	27	9	29	0	24	21	25	12
10:45	27	9	32	6	28	11	29	0	34	17	30	9
11:00	34	14	27	9	39	15	42	0	43	11	37	10
11:15	37	7	39	14	39	12	42	0	35	9	38	8
11:30	45	5	39	3	53	9	39	0	38	14	43	6
11:45	47	7	47	4	41	3	41	0	49	13	45	5
Totals	631	1678	640	1768	697	1881	670	35	449	1617	617	1396
Day Total	2309		2408		2578		705		2066		2013	
AM Pct	27.3%		26.6%		27.0%		95.0%		21.7%		30.7%	
Peak Hour	11:30	15:00	11:15	16:15	11:00	15:15	11:00	12:00	11:00	20:30	11:00	15:15
Peak Volume	165	217	160	226	172	251	164	35	165	169	163	165
P.H.F	0.8777	0.7750	0.8511	0.9113	0.8113	0.9654	0.9762	0.2500	0.8418	0.8622	0.9067	0.8502

AECOM

7:00-8:00 AM	58	188	62	221	68	207	58	0	0	146	49	152
7:15-8:15 AM	80	204	74	226	84	201	75	0	0	156	63	157
7:30-8:30 AM	95	211	80	223	88	213	91	0	0	157	71	161
7:45-8:45 AM	101	192	97	208	96	198	98	0	0	157	78	151
8:00-9:00 AM	106	201	108	193	114	203	107	0	12	155	89	150
4:00-5:00 PM	58	188	62	221	68	207	58	0	0	146	49	152
4:15-5:15 PM	80	204	74	226	84	201	75	0	0	156	63	157
4:30-5:30 PM	95	211	80	223	88	213	91	0	0	157	71	161
4:45-5:45 PM	101	192	97	208	96	198	98	0	0	157	78	151
5:00-6:00 PM	106	201	108	193	114	203	107	0	12	155	89	150

Traffic Research & Analysis, Inc.
 961 Washington Blvd., Suite 603
 Roseville, CA 95678
 (916) 772-0872

Client: AECOM SJ
 File Number: 2101152
 Route: YALE ST
 Location: W. of STANFORD AVE

Site Ref: 9
 Direction: IN

Count Date	4/26/2021		4/27/2021		4/28/2021		4/29/2021		4/30/2021		Average	
Count Time	AM	PM	AM	PM	AM	PM	AM	PM	AM	PM	AM	PM
00:00	5	33	0	23	4	26	0	27	0	37	2	29
00:15	2	25	3	28	2	32	2	32	1	28	2	29
00:30	2	9	0	24	2	25	3	15	0	29	1	20
00:45	0	17	0	29	0	28	4	32	2	25	1	26
01:00	1	17	0	23	0	32	0	12	0	27	0	22
01:15	2	30	0	29	4	32	3	29	0	19	2	28
01:30	0	27	0	22	0	27	0	27	1	37	0	28
01:45	0	28	2	28	0	34	0	29	0	46	0	33
02:00	1	25	0	22	0	35	0	21	0	48	0	30
02:15	0	22	0	24	0	27	0	21	0	30	0	25
02:30	0	26	0	23	0	34	2	17	0	35	0	27
02:45	0	20	0	30	0	27	0	18	0	39	0	27
03:00	0	21	0	24	0	31	0	20	0	30	0	25
03:15	0	34	0	33	0	53	1	37	0	34	0	38
03:30	0	14	0	22	0	34	0	38	0	24	0	26
03:45	0	29	0	20	0	24	0	25	0	27	0	25
04:00	0	40	0	40	0	64	0	49	0	34	0	45
04:15	0	25	0	29	0	40	0	21	0	33	0	30
04:30	0	20	0	26	0	16	0	52	2	36	0	30
04:45	0	38	0	41	2	50	0	34	0	32	0	39
05:00	0	33	0	39	0	54	0	64	4	46	1	47
05:15	2	36	0	37	2	49	0	55	2	52	1	46
05:30	5	43	7	55	1	48	3	52	2	52	4	50
05:45	2	45	1	38	3	46	2	30	2	52	2	42
06:00	5	47	0	20	9	34	4	40	1	48	4	38
06:15	7	44	4	42	7	51	6	42	3	60	5	48
06:30	5	44	7	43	9	22	21	25	11	43	11	35
06:45	13	25	18	31	18	35	20	33	16	36	17	32
07:00	18	40	29	17	20	34	16	33	11	31	19	31
07:15	13	35	9	34	20	39	14	30	9	32	13	34
07:30	16	21	23	38	19	40	27	18	16	46	20	33
07:45	20	31	16	39	25	20	18	33	29	30	22	31
08:00	35	8	29	27	40	21	34	17	37	22	35	19
08:15	32	17	29	12	30	19	30	23	33	28	31	20
08:30	30	15	20	28	27	28	37	13	31	19	29	21
08:45	37	21	29	13	24	19	41	25	26	13	31	18
09:00	22	16	30	11	25	8	41	16	17	16	27	13
09:15	26	7	26	13	16	12	27	6	19	22	23	12
09:30	16	10	21	11	17	7	35	12	20	11	22	10
09:45	14	12	32	11	21	2	36	13	38	17	28	11
10:00	25	5	18	9	22	8	28	8	27	5	24	7
10:15	12	3	33	6	27	10	26	8	15	9	23	7
10:30	20	7	12	13	29	9	17	3	25	12	21	9
10:45	16	6	11	5	9	9	21	1	23	6	16	5
11:00	11	3	26	2	22	8	21	5	13	7	19	5
11:15	23	4	22	2	15	2	20	1	22	11	20	4
11:30	18	2	15	2	27	0	42	3	9	7	22	3
11:45	23	2	35	0	20	3	32	0	28	3	28	2
Totals	479	1082	507	1138	518	1308	634	1165	495	1386	527	1216
Day Total	1561		1645		1826		1799		1881		1742	
AM Pct	30.7%		30.8%		28.4%		35.2%		26.3%		30.2%	
Peak Hour	8:00	17:45	11:45	16:45	7:45	16:45	8:15	16:30	7:45	17:30	8:00	17:00
Peak Volume	134	180	110	172	122	201	149	205	130	212	126	185
P.H.F	0.9054	0.9574	0.7857	0.7818	0.7625	0.9306	0.9085	0.8008	0.8784	0.8833	0.9014	0.9260

AECOM

7:00-8:00 AM	67	123	77	136	84	170	75	156	65	135	74	144
7:15-8:15 AM	84	116	77	135	104	160	93	171	91	147	90	146
7:30-8:30 AM	103	127	97	143	114	169	109	205	115	166	108	162
7:45-8:45 AM	117	150	94	172	122	201	119	205	130	182	116	182
8:00-9:00 AM	134	157	107	169	121	197	142	201	127	202	126	185

4:00-5:00 PM	67	123	77	136	84	170	75	156	65	135	74	144
4:15-5:15 PM	84	116	77	135	104	160	93	171	91	147	90	146
4:30-5:30 PM	103	127	97	143	114	169	109	205	115	166	108	162
4:45-5:45 PM	117	150	94	172	122	201	119	205	130	182	116	182
5:00-6:00 PM	134	157	107	169	121	197	142	201	127	202	126	185

Traffic Research & Analysis, Inc.
 961 Washington Blvd., Suite 603
 Roseville, CA 95678
 (916) 772-0872

Client: AECOM SJ
 File Number: 2101153
 Route: YALE ST
 Location: W. of STANFORD AVE

Site Ref: 9
 Direction: OUT

Count Date	4/26/2021		4/27/2021		4/28/2021		4/29/2021		4/30/2021		Average	
Count Time	AM	PM	AM	PM	AM	PM	AM	PM	AM	PM	AM	PM
00:00	6	32	0	24	4	26	0	27	0	32	2	28
00:15	3	22	3	28	1	31	2	33	1	29	2	29
00:30	2	10	0	21	2	24	2	17	0	28	1	20
00:45	0	18	0	28	0	30	5	32	2	22	1	26
01:00	1	15	0	23	0	30	0	13	0	27	0	22
01:15	2	27	0	30	5	30	3	29	0	20	2	27
01:30	0	28	0	23	0	26	0	26	2	34	0	27
01:45	0	27	3	30	0	34	0	27	0	48	1	33
02:00	1	27	0	22	0	34	0	25	0	47	0	31
02:15	0	23	0	23	0	26	0	22	0	30	0	25
02:30	0	28	0	25	0	33	2	18	0	35	0	28
02:45	0	22	0	29	0	28	0	18	0	40	0	27
03:00	0	21	0	25	0	33	0	21	0	31	0	26
03:15	0	36	0	30	0	54	1	38	0	37	0	39
03:30	0	13	0	23	0	35	0	38	0	22	0	26
03:45	0	28	0	19	0	25	0	23	0	28	0	25
04:00	0	40	0	43	0	64	0	48	0	33	0	46
04:15	0	25	0	28	0	39	0	21	0	31	0	29
04:30	0	20	0	25	0	16	0	53	2	36	0	30
04:45	0	42	0	44	2	49	0	35	0	33	0	41
05:00	0	36	0	41	0	58	0	62	4	45	1	48
05:15	2	36	0	38	2	48	0	60	3	50	1	46
05:30	5	43	7	58	1	49	3	53	2	50	4	51
05:45	2	47	1	36	3	46	2	33	2	51	2	43
06:00	5	46	0	20	9	34	4	38	1	49	4	37
06:15	8	43	4	41	7	52	7	45	3	58	6	48
06:30	6	44	6	40	9	24	23	27	10	43	11	36
06:45	13	27	17	31	19	36	19	31	15	36	17	32
07:00	19	38	30	17	19	31	17	34	11	32	19	30
07:15	15	34	9	33	21	34	16	31	10	30	14	32
07:30	17	23	22	37	20	40	29	19	17	47	21	33
07:45	20	34	17	40	24	22	19	34	30	32	22	32
08:00	37	10	32	27	40	23	35	17	39	21	37	20
08:15	32	19	30	12	35	19	31	23	37	27	33	20
08:30	33	16	19	27	27	27	35	13	30	20	29	21
08:45	40	20	33	14	27	17	42	26	29	13	34	18
09:00	23	19	33	13	27	8	42	15	19	15	29	14
09:15	27	7	26	13	19	14	26	5	19	21	23	12
09:30	16	10	21	11	19	7	35	13	21	11	22	10
09:45	13	13	32	10	23	3	37	13	40	15	29	11
10:00	25	5	17	10	21	9	27	8	30	6	24	8
10:15	13	4	36	7	28	11	27	8	15	10	24	8
10:30	20	7	11	13	27	9	17	3	24	11	20	9
10:45	17	7	11	6	9	9	20	1	24	6	16	6
11:00	14	3	27	2	23	9	18	5	11	6	19	5
11:15	23	4	21	2	15	2	21	1	24	12	21	4
11:30	20	2	16	2	27	0	43	3	10	8	23	3
11:45	23	2	36	0	21	3	31	0	29	3	28	2
Totals	503	1103	520	1144	536	1311	641	1185	516	1371	543	1223
Day Total	1606		1664		1847		1826		1887		1766	
AM Pct	31.3%		31.3%		29.0%		35.1%		27.3%		30.8%	
Peak Hour	8:00	17:45	8:15	16:45	8:00	16:45	8:15	16:30	7:45	17:30	8:00	17:00
Peak Volume	142	180	115	181	129	204	150	210	136	208	133	188
P.H.F	0.8875	0.9574	0.8712	0.7802	0.8062	0.8793	0.8929	0.8468	0.8718	0.8966	0.9057	0.9289

AECOM

7:00-8:00 AM	71	127	78	140	84	168	81	157	68	133	76	145
7:15-8:15 AM	89	123	80	138	105	162	99	171	96	145	94	148
7:30-8:30 AM	106	134	101	148	119	171	114	210	123	164	113	165
7:45-8:45 AM	122	157	98	181	126	204	120	210	136	178	120	186
8:00-9:00 AM	142	162	114	173	129	201	143	208	135	196	133	188

4:00-5:00 PM	71	127	78	140	84	168	81	157	68	133	76	145
4:15-5:15 PM	89	123	80	138	105	162	99	171	96	145	94	148
4:30-5:30 PM	106	134	101	148	119	171	114	210	123	164	113	165
4:45-5:45 PM	122	157	98	181	126	204	120	210	136	178	120	186
5:00-6:00 PM	142	162	114	173	129	201	143	208	135	196	133	188

Traffic Research & Analysis, Inc.
 961 Washington Blvd., Suite 603
 Roseville, CA 95678
 (916) 772-0872

Client: AECOM SJ
 File Number: 2101154
 Route: WELLESLEY ST
 Location: W. of STANFORD AVE

Site Ref: 10
 Direction: IN

Count Date	4/26/2021		4/27/2021		4/28/2021		4/29/2021		4/30/2021		Average	
Count Time	AM	PM	AM	PM	AM	PM	AM	PM	AM	PM	AM	PM
00:00	1	6	1	11	1	8	1	8	1	8	1	8
00:15	0	16	1	14	1	11	0	9	1	6	1	11
00:30	0	6	0	13	0	12	0	12	1	23	0	13
00:45	0	8	0	3	0	10	2	7	0	12	0	8
01:00	0	8	1	3	1	7	1	10	0	10	1	8
01:15	0	11	0	20	0	14	1	9	1	13	0	13
01:30	2	13	0	9	1	10	0	11	3	14	1	11
01:45	0	10	0	21	0	7	0	10	0	7	0	11
02:00	0	11	0	6	0	7	0	7	2	9	0	8
02:15	2	6	0	8	0	5	0	10	3	6	1	7
02:30	1	8	0	10	0	9	2	7	0	6	1	8
02:45	1	6	0	7	0	9	0	7	0	13	0	8
03:00	0	7	2	8	0	12	0	5	0	8	0	8
03:15	0	7	0	12	0	12	0	9	0	11	0	10
03:30	0	9	0	5	0	10	0	8	0	10	0	8
03:45	1	9	0	6	0	12	0	3	0	15	0	9
04:00	0	6	0	10	0	15	0	8	0	10	0	10
04:15	0	14	0	11	0	8	0	16	2	14	0	13
04:30	0	14	0	20	0	13	2	5	0	9	0	12
04:45	1	14	1	10	0	12	1	10	0	15	1	12
05:00	0	15	0	12	0	17	1	16	1	18	0	16
05:15	0	13	0	9	0	16	0	10	1	24	0	14
05:30	2	10	0	5	0	11	0	19	0	21	0	13
05:45	2	17	1	12	0	10	1	24	0	17	1	16
06:00	2	17	1	11	2	18	4	11	1	13	2	14
06:15	2	15	5	18	3	12	7	15	5	18	4	16
06:30	5	29	4	17	3	19	5	19	0	24	3	22
06:45	2	15	1	9	4	11	5	28	0	22	2	17
07:00	0	11	0	12	1	15	2	24	2	25	1	17
07:15	3	16	1	16	1	14	4	14	1	24	2	17
07:30	4	6	4	16	8	15	3	10	2	23	4	14
07:45	10	24	3	18	8	12	8	10	7	26	7	18
08:00	7	10	14	9	14	9	7	13	10	21	10	12
08:15	9	5	14	10	3	15	11	9	9	26	9	13
08:30	4	4	9	13	7	9	6	5	7	7	7	8
08:45	8	8	2	12	10	5	8	7	8	9	7	8
09:00	10	11	4	14	9	12	9	15	7	10	8	12
09:15	9	11	4	10	8	5	10	7	14	9	9	8
09:30	9	4	3	12	5	8	7	12	10	7	7	9
09:45	8	2	9	10	15	6	6	5	3	12	8	7
10:00	9	4	3	3	5	5	13	6	6	11	7	6
10:15	5	3	4	6	6	1	11	4	6	9	6	5
10:30	7	5	5	5	3	1	1	6	4	2	4	4
10:45	8	1	12	2	10	3	9	3	6	4	9	3
11:00	9	7	9	4	7	3	3	3	10	5	8	4
11:15	6	0	8	1	11	6	8	1	9	5	8	3
11:30	13	1	12	3	10	1	5	3	11	4	10	2
11:45	12	2	13	2	14	2	9	3	10	5	12	3
Totals	174	455	151	478	171	464	173	473	164	620	167	498
Day Total	629		629		635		646		784		665	
AM Pct	27.7%		24.0%		26.9%		26.8%		20.9%		25.1%	
Peak Hour	11:30	17:45	11:45	19:00	11:45	18:00	11:45	18:15	11:45	19:00	11:45	18:30
Peak Volume	47	78	51	62	45	60	38	86	47	98	44	73
P.H.F	0.7344	0.6724	0.9107	0.8611	0.8036	0.7895	0.7917	0.7679	0.5109	0.9423	0.8371	0.8426

AECOM

7:00-8:00 AM	17	48	8	51	18	48	17	39	12	48	14	47
7:15-8:15 AM	24	57	22	53	31	50	22	47	20	56	24	53
7:30-8:30 AM	30	56	35	51	33	58	29	41	28	66	31	54
7:45-8:45 AM	30	52	40	36	32	56	32	55	33	78	33	55
8:00-9:00 AM	28	55	39	38	34	54	32	69	34	80	33	59

4:00-5:00 PM	17	48	8	51	18	48	17	39	12	48	14	47
4:15-5:15 PM	24	57	22	53	31	50	22	47	20	56	24	53
4:30-5:30 PM	30	56	35	51	33	58	29	41	28	66	31	54
4:45-5:45 PM	30	52	40	36	32	56	32	55	33	78	33	55
5:00-6:00 PM	28	55	39	38	34	54	32	69	34	80	33	59

Traffic Research & Analysis, Inc.
 961 Washington Blvd., Suite 603
 Roseville, CA 95678
 (916) 772-0872

Client: AECOM SJ
 File Number: 2101155
 Route: WELLESLEY ST
 Location: W. of STANFORD AVE

Site Ref: 10
 Direction: OUT

Count Date	4/26/2021		4/27/2021		4/28/2021		4/29/2021		4/30/2021		Average	
Count Time	AM	PM	AM	PM	AM	PM	AM	PM	AM	PM	AM	PM
00:00	2	14	3	23	2	10	1	9	2	13	2	14
00:15	0	28	4	33	2	18	0	14	2	9	2	20
00:30	0	13	0	34	0	17	0	17	2	32	0	23
00:45	0	14	0	5	0	15	3	8	0	15	1	11
01:00	0	11	2	10	2	12	2	14	0	17	1	13
01:15	0	22	0	45	0	16	2	13	1	17	1	23
01:30	4	29	0	12	2	15	0	12	4	19	2	17
01:45	0	21	0	29	0	10	0	14	0	10	0	17
02:00	0	23	0	9	0	10	0	11	4	12	1	13
02:15	3	16	0	13	0	7	0	14	3	9	1	12
02:30	4	16	0	14	0	13	4	9	0	10	2	12
02:45	2	14	0	11	0	14	0	11	0	19	0	14
03:00	0	18	6	13	0	15	0	7	0	11	1	13
03:15	0	14	0	16	0	16	0	14	0	18	0	16
03:30	0	26	0	10	0	14	0	11	0	15	0	15
03:45	2	20	0	7	0	22	0	4	0	23	0	15
04:00	0	16	0	14	0	20	0	12	0	13	0	15
04:15	0	25	0	15	0	14	0	22	3	22	1	20
04:30	0	33	0	30	0	18	2	8	0	13	0	20
04:45	1	24	2	16	0	18	2	14	0	23	1	19
05:00	0	37	0	18	0	25	3	25	1	25	1	26
05:15	0	36	0	15	0	23	0	14	1	38	0	25
05:30	6	25	0	7	0	16	0	28	0	39	1	23
05:45	3	41	1	19	0	15	2	36	0	21	1	26
06:00	4	46	2	16	4	26	6	14	2	19	4	24
06:15	4	39	11	29	5	18	11	26	5	27	7	28
06:30	9	49	13	22	5	28	6	29	0	38	7	33
06:45	4	29	3	16	5	14	6	35	0	31	4	25
07:00	0	21	0	21	2	21	3	35	2	34	1	26
07:15	6	38	4	28	2	23	7	19	1	32	4	28
07:30	8	15	10	20	9	23	3	14	3	31	7	21
07:45	20	57	10	26	10	14	11	14	10	38	12	30
08:00	12	21	37	13	17	14	8	18	14	31	18	19
08:15	19	12	21	16	4	23	14	11	11	36	14	20
08:30	6	9	25	18	8	12	7	9	8	11	11	12
08:45	15	19	8	18	12	7	10	12	13	10	12	13
09:00	17	28	8	21	10	17	10	24	9	12	11	20
09:15	16	23	8	12	11	8	12	9	23	15	14	13
09:30	16	9	8	13	5	11	11	15	11	10	10	12
09:45	15	2	21	13	19	9	8	8	4	17	13	10
10:00	16	8	10	4	8	7	16	7	9	17	12	9
10:15	8	3	12	7	10	1	16	5	6	15	10	6
10:30	12	11	8	5	4	2	1	9	6	2	6	6
10:45	16	3	24	3	13	5	11	6	9	8	15	5
11:00	18	15	28	7	11	5	4	4	13	6	15	7
11:15	13	0	19	2	14	7	14	1	12	9	14	4
11:30	22	2	31	4	13	1	7	6	17	6	18	4
11:45	24	6	32	3	20	3	12	3	16	6	21	4
Totals	327	1001	371	755	229	672	235	674	227	904	278	801
Day Total	1328		1126		901		909		1131		1079	
AM Pct	24.6%		32.9%		25.4%		25.9%		20.1%		25.7%	
Peak Hour	11:30	17:45	11:45	13:00	11:45	17:45	11:45	18:15	11:45	19:30	11:45	18:30
Peak Volume	88	175	122	96	65	87	52	125	70	136	78	113
P.H.F	0.7857	0.8929	0.8971	0.5333	0.8125	0.7768	0.7647	0.8929	0.5469	0.8947	0.8584	0.8479

AECOM

7:00-8:00 AM	34	98	24	75	23	70	24	56	16	71	24	74
7:15-8:15 AM	46	119	61	79	38	75	29	69	28	83	40	85
7:30-8:30 AM	59	130	78	79	40	84	36	61	38	99	50	91
7:45-8:45 AM	57	122	93	56	39	82	40	81	43	125	54	93
8:00-9:00 AM	52	139	91	59	41	79	39	103	46	123	54	101

4:00-5:00 PM	34	98	24	75	23	70	24	56	16	71	24	74
4:15-5:15 PM	46	119	61	79	38	75	29	69	28	83	40	85
4:30-5:30 PM	59	130	78	79	40	84	36	61	38	99	50	91
4:45-5:45 PM	57	122	93	56	39	82	40	81	43	125	54	93
5:00-6:00 PM	52	139	91	59	41	79	39	103	46	123	54	101

Traffic Research & Analysis, Inc.
 961 Washington Blvd., Suite 603
 Roseville, CA 95678
 (916) 772-0872

Client: AECOM SJ
 File Number: 2101157
 Route: OBERLIN ST
 Location: W. of STANFORD AVE

Site Ref: 11
 Direction: IN

Count Date	4/26/2021		4/27/2021		4/28/2021		4/29/2021		4/30/2021		Average	
Count Time	AM	PM	AM	PM	AM	PM	AM	PM	AM	PM	AM	PM
00:00	0	1	2	4	0	1	0	2	0	1	0	2
00:15	0	5	0	5	0	2	1	3	0	0	0	3
00:30	1	1	0	1	2	4	0	3	0	4	1	3
00:45	0	1	0	3	1	5	0	3	0	3	0	3
01:00	0	4	0	1	1	4	0	4	1	3	0	3
01:15	1	4	0	2	0	12	0	5	0	7	0	6
01:30	0	7	0	10	0	8	0	7	0	15	0	9
01:45	1	2	0	6	0	1	1	3	0	2	0	3
02:00	0	2	0	5	0	1	0	2	0	2	0	2
02:15	0	2	0	0	0	1	0	1	0	0	0	1
02:30	0	3	0	0	0	1	0	1	1	2	0	1
02:45	0	1	0	1	0	4	0	0	0	2	0	2
03:00	0	1	0	1	0	1	0	3	0	1	0	1
03:15	0	1	0	1	0	1	0	1	0	2	0	1
03:30	0	4	1	0	0	3	0	2	0	7	0	3
03:45	0	4	1	1	0	1	0	1	0	4	0	2
04:00	0	3	0	4	0	0	0	3	0	3	0	3
04:15	0	3	0	4	0	4	0	4	0	4	0	4
04:30	0	2	0	5	0	2	0	3	0	2	0	3
04:45	0	3	0	1	0	1	0	0	0	2	0	1
05:00	0	1	0	4	0	1	0	2	0	2	0	2
05:15	0	6	0	3	1	4	0	4	1	5	0	4
05:30	0	0	0	2	0	3	0	4	0	1	0	2
05:45	0	9	0	7	0	5	1	8	1	1	0	6
06:00	3	2	1	5	3	2	2	3	0	4	2	3
06:15	1	2	3	4	1	4	2	4	1	0	2	3
06:30	0	3	1	1	1	2	1	5	0	6	1	3
06:45	1	4	2	4	1	4	0	3	1	5	1	4
07:00	1	4	0	1	1	3	2	5	1	4	1	3
07:15	1	2	2	0	2	2	0	5	0	2	1	2
07:30	5	1	5	2	3	2	2	1	8	3	5	2
07:45	8	1	14	4	10	3	9	3	10	5	10	3
08:00	22	1	16	2	25	2	24	3	15	5	20	3
08:15	1	1	1	1	6	2	3	0	3	6	3	2
08:30	3	0	5	0	5	2	4	1	4	2	4	1
08:45	3	3	1	1	2	3	2	2	0	2	2	2
09:00	2	2	3	2	4	1	2	1	1	2	2	2
09:15	0	3	3	2	2	1	2	2	1	2	2	2
09:30	1	0	2	1	1	0	4	3	3	1	2	1
09:45	3	4	1	1	2	0	4	2	1	2	2	2
10:00	2	0	0	3	2	1	2	4	1	1	1	2
10:15	1	0	1	2	3	0	1	1	3	2	2	1
10:30	1	0	1	1	2	1	1	0	0	2	1	1
10:45	0	0	0	2	0	1	6	0	1	0	1	1
11:00	1	1	1	1	3	1	3	0	2	1	2	1
11:15	1	0	0	1	3	0	3	0	0	1	1	0
11:30	2	0	3	0	2	0	2	0	0	1	2	0
11:45	3	1	1	1	3	1	4	0	2	1	3	1
Totals	69	105	70	113	92	108	88	117	62	135	76	116
Day Total	174		183		200		205		197		192	
AM Pct	39.7%		38.3%		46.0%		42.9%		31.5%		39.7%	
Peak Hour	7:15	13:00	7:15	13:15	7:45	12:45	7:45	17:45	7:30	12:45	7:30	12:45
Peak Volume	36	17	37	23	46	29	40	20	36	28	38	22
P.H.F	0.4091	0.6071	0.5781	0.5750	0.4600	0.6042	0.4167	0.6250	0.6000	0.4667	0.4657	0.5745

AECOM

7:00-8:00 AM	15	11	21	14	16	7	13	10	19	11	17	11
7:15-8:15 AM	36	9	37	14	40	8	35	9	33	10	36	10
7:30-8:30 AM	36	12	36	13	44	8	38	9	36	11	38	11
7:45-8:45 AM	34	10	36	10	46	9	40	10	32	10	38	10
8:00-9:00 AM	29	16	23	16	38	13	33	18	22	9	29	14

4:00-5:00 PM	15	11	21	14	16	7	13	10	19	11	17	11
4:15-5:15 PM	36	9	37	14	40	8	35	9	33	10	36	10
4:30-5:30 PM	36	12	36	13	44	8	38	9	36	11	38	11
4:45-5:45 PM	34	10	36	10	46	9	40	10	32	10	38	10
5:00-6:00 PM	29	16	23	16	38	13	33	18	22	9	29	14

Traffic Research & Analysis, Inc.
 961 Washington Blvd., Suite 603
 Roseville, CA 95678
 (916) 772-0872

Client: AECOM SJ
 File Number: 2101156
 Route: OBERLIN ST
 Location: W. of STANFORD AVE

Site Ref: 11
 Direction: OUT

Count Date	4/26/2021		4/27/2021		4/28/2021		4/29/2021		4/30/2021		Average	
Count Time	AM	PM	AM	PM	AM	PM	AM	PM	AM	PM	AM	PM
00:00	0	1	0	3	0	1	0	1	0	3	0	2
00:15	0	3	0	4	1	3	0	5	0	4	0	4
00:30	0	2	0	2	1	4	0	2	0	3	0	3
00:45	0	0	0	3	0	2	0	4	0	2	0	2
01:00	0	5	0	2	0	3	0	0	0	3	0	3
01:15	1	0	0	3	0	4	1	4	0	3	0	3
01:30	1	8	0	11	0	4	0	3	0	8	0	7
01:45	1	6	0	5	0	3	0	4	0	5	0	5
02:00	0	3	0	0	0	2	0	4	0	1	0	2
02:15	0	2	0	1	0	5	0	2	0	5	0	3
02:30	0	1	0	1	0	5	0	3	0	1	0	2
02:45	0	2	0	1	0	2	0	1	0	3	0	2
03:00	0	3	0	0	0	3	0	3	0	4	0	3
03:15	0	4	0	6	0	9	0	6	0	4	0	6
03:30	0	2	0	0	0	1	0	3	0	1	0	1
03:45	0	2	0	4	0	3	0	2	0	3	0	3
04:00	0	2	0	2	0	4	0	4	0	5	0	3
04:15	0	3	0	4	0	7	0	2	0	2	0	4
04:30	0	11	0	4	0	5	0	4	0	2	0	5
04:45	0	4	0	7	0	4	0	5	0	3	0	5
05:00	0	2	0	5	0	3	0	3	0	8	0	4
05:15	1	2	0	7	1	6	1	4	1	4	1	5
05:30	1	8	1	3	0	5	0	4	0	2	0	4
05:45	0	1	1	6	0	3	0	4	0	2	0	3
06:00	0	6	0	5	0	5	1	4	0	2	0	4
06:15	0	2	0	2	0	3	1	4	1	5	0	3
06:30	0	2	0	2	0	3	2	6	0	7	0	4
06:45	0	2	0	2	0	1	2	5	1	6	1	3
07:00	0	1	0	1	1	2	0	2	0	5	0	2
07:15	1	3	2	2	2	4	1	3	1	2	1	3
07:30	2	2	1	2	2	1	0	1	4	4	2	2
07:45	3	3	2	4	1	3	2	2	0	0	2	2
08:00	7	2	4	2	6	2	6	0	5	4	6	2
08:15	3	2	3	0	1	0	3	0	2	1	2	1
08:30	3	1	4	3	4	2	3	0	0	3	3	2
08:45	2	1	3	3	5	1	0	1	1	2	2	2
09:00	4	1	1	3	2	2	1	1	5	1	3	2
09:15	2	1	2	3	1	0	3	0	3	1	2	1
09:30	1	1	2	2	2	0	4	2	3	0	2	1
09:45	2	0	1	0	3	1	1	1	0	2	1	1
10:00	1	1	0	1	1	1	3	1	1	3	1	1
10:15	2	1	0	1	5	0	1	2	4	0	2	1
10:30	3	0	4	1	3	0	4	0	2	1	3	0
10:45	2	0	1	0	0	0	0	0	2	0	1	0
11:00	0	0	0	1	1	0	2	0	2	0	1	0
11:15	3	0	1	0	2	0	2	1	0	1	2	0
11:30	0	0	3	0	1	0	3	1	2	0	2	0
11:45	5	0	5	0	3	0	1	0	3	1	3	0
Totals	51	109	41	124	49	122	48	114	43	132	46	120
Day Total	160		165		171		162		175		167	
AM Pct	31.9%		24.8%		28.7%		29.6%		24.6%		27.9%	
Peak Hour	7:45	16:00	11:30	16:30	8:00	16:00	7:45	18:00	11:45	18:15	8:00	16:30
Peak Volume	16	20	15	23	16	20	14	19	13	23	13	19
P.H.F	0.5714	0.4545	0.7500	0.8214	0.6667	0.7143	0.5833	0.7917	0.8125	0.8214	0.5804	0.8942

AECOM

7:00-8:00 AM	6	20	5	17	6	20	3	15	5	12	5	17
7:15-8:15 AM	13	20	9	20	11	19	9	14	10	15	10	18
7:30-8:30 AM	15	19	10	23	10	18	11	16	11	17	11	19
7:45-8:45 AM	16	16	13	22	12	18	14	16	7	17	12	18
8:00-9:00 AM	15	13	14	21	16	17	12	15	8	16	13	16

4:00-5:00 PM	6	20	5	17	6	20	3	15	5	12	5	17
4:15-5:15 PM	13	20	9	20	11	19	9	14	10	15	10	18
4:30-5:30 PM	15	19	10	23	10	18	11	16	11	17	11	19
4:45-5:45 PM	16	16	13	22	12	18	14	16	7	17	12	18
5:00-6:00 PM	15	13	14	21	16	17	12	15	8	16	13	16

Traffic Research & Analysis, Inc.
 961 Washington Blvd., Suite 603
 Roseville, CA 95678
 (916) 772-0872

Client: AECOM SJ
 File Number: 2101158
 Route: OLMSTEAD RD
 Location: N. of ESCONDIDO RD

Site Ref: 12
 Direction: IN

Count Date	4/26/2021		4/27/2021		4/28/2021		4/29/2021		4/30/2021		Average	
Count Time	AM	PM	AM	PM	AM	PM	AM	PM	AM	PM	AM	PM
00:00	0	1	0	4	0	5	0	3	3	2	1	3
00:15	0	2	0	0	0	1	2	1	1	2	1	1
00:30	0	0	0	0	0	4	0	0	0	1	0	1
00:45	0	0	0	1	0	4	0	2	0	0	0	1
01:00	1	1	0	1	0	0	0	0	0	2	0	1
01:15	0	6	0	4	0	4	0	2	0	0	0	3
01:30	0	6	0	7	0	5	0	10	1	7	0	7
01:45	0	2	0	6	0	2	0	2	0	4	0	3
02:00	0	1	0	2	0	0	0	1	0	2	0	1
02:15	0	0	0	0	0	4	0	1	1	1	0	1
02:30	0	0	0	0	1	0	1	0	0	2	0	0
02:45	0	0	0	0	0	0	0	2	0	4	0	1
03:00	0	2	0	0	0	1	0	1	0	0	0	1
03:15	0	1	0	1	0	3	0	0	0	2	0	1
03:30	0	6	0	2	0	2	0	1	0	3	0	3
03:45	0	1	0	2	0	2	0	3	0	0	0	2
04:00	0	2	0	2	0	5	0	3	0	1	0	3
04:15	0	6	0	9	0	4	0	4	0	5	0	6
04:30	0	1	0	4	0	1	0	1	0	2	0	2
04:45	0	0	0	0	0	3	0	1	0	1	0	1
05:00	0	1	0	2	0	1	0	0	0	3	0	1
05:15	0	0	0	1	1	3	1	0	0	3	0	1
05:30	0	0	1	2	1	2	3	3	1	2	1	2
05:45	0	3	1	2	1	2	1	3	0	2	1	2
06:00	1	1	1	0	1	3	1	2	1	0	1	1
06:15	6	2	9	0	10	2	7	3	1	3	7	2
06:30	4	2	7	3	5	1	9	2	8	3	7	2
06:45	3	1	1	0	1	2	2	1	2	0	2	1
07:00	1	2	0	1	3	1	2	1	0	2	1	1
07:15	1	0	5	1	4	3	3	2	4	0	3	1
07:30	3	0	3	1	4	0	5	0	7	0	4	0
07:45	2	0	7	3	3	0	6	2	3	0	4	1
08:00	11	0	8	1	8	1	7	0	8	1	8	1
08:15	4	0	2	0	1	0	2	1	3	1	2	0
08:30	3	1	8	1	4	0	5	0	5	0	5	0
08:45	6	0	3	0	7	0	1	1	1	0	4	0
09:00	1	0	2	2	1	0	1	2	0	2	1	1
09:15	0	0	1	0	2	0	0	0	2	0	1	0
09:30	0	0	2	1	2	2	0	1	3	0	1	1
09:45	1	0	0	1	0	0	0	0	0	0	0	0
10:00	0	0	0	0	1	0	2	1	0	0	1	0
10:15	1	0	1	0	0	1	2	0	0	0	1	0
10:30	0	0	0	0	0	0	1	0	1	0	0	0
10:45	1	0	0	0	0	0	1	0	2	0	1	0
11:00	0	0	0	1	0	0	0	0	2	0	0	0
11:15	0	0	2	0	0	0	1	0	3	0	1	0
11:30	0	0	7	1	4	1	1	0	1	0	3	0
11:45	1	0	1	0	2	0	1	0	3	2	2	0
Totals	51	51	72	69	67	75	68	63	67	65	65	65
Day Total	102		141		142		131		132		130	
AM Pct	50.0%		51.1%		47.2%		51.9%		50.8%		50.2%	
Peak Hour	8:00	13:00	7:45	13:15	8:00	12:00	7:15	13:15	7:15	13:30	7:15	13:15
Peak Volume	24	15	25	19	20	14	21	15	22	14	20	15
P.H.F	0.5455	0.6250	0.7813	0.6786	0.6250	0.7000	0.7500	0.3750	0.6875	0.5000	0.6071	0.5214

AECOM

7:00-8:00 AM	7	9	15	15	14	13	16	9	14	9	13	11
7:15-8:15 AM	17	8	23	15	19	9	21	6	22	11	20	10
7:30-8:30 AM	20	2	20	7	16	8	20	2	21	9	19	6
7:45-8:45 AM	20	1	25	5	16	9	20	4	19	9	20	6
8:00-9:00 AM	24	4	21	7	20	8	15	6	17	10	19	7

4:00-5:00 PM	7	9	15	15	14	13	16	9	14	9	13	11
4:15-5:15 PM	17	8	23	15	19	9	21	6	22	11	20	10
4:30-5:30 PM	20	2	20	7	16	8	20	2	21	9	19	6
4:45-5:45 PM	20	1	25	5	16	9	20	4	19	9	20	6
5:00-6:00 PM	24	4	21	7	20	8	15	6	17	10	19	7

Traffic Research & Analysis, Inc.
 961 Washington Blvd., Suite 603
 Roseville, CA 95678
 (916) 772-0872

Client: AECOM SJ
 File Number: 2101159
 Route: OLMSTEAD RD
 Location: N. of ESCONDIDO RD

Site Ref: 12
 Direction: OUT

Count Date	4/26/2021		4/27/2021		4/28/2021		4/29/2021		4/30/2021		Average	
Count Time	AM	PM	AM	PM	AM	PM	AM	PM	AM	PM	AM	PM
00:00	0	1	0	1	0	3	0	4	0	3	0	2
00:15	0	2	0	3	0	3	0	3	0	6	0	3
00:30	0	1	0	1	0	2	0	1	0	1	0	1
00:45	0	0	1	2	0	3	0	3	0	1	0	2
01:00	0	1	1	2	1	1	0	4	0	4	0	2
01:15	0	3	0	2	0	11	0	6	1	6	0	6
01:30	0	9	0	16	0	12	0	6	0	9	0	10
01:45	0	4	0	5	0	3	0	7	0	3	0	4
02:00	0	1	0	0	0	0	0	2	0	3	0	1
02:15	0	1	0	2	0	2	0	1	0	2	0	2
02:30	0	0	0	1	0	2	0	5	0	1	0	2
02:45	0	0	0	2	0	2	0	2	0	0	0	1
03:00	0	3	0	4	0	9	0	7	0	9	0	6
03:15	1	8	0	11	0	7	0	8	0	8	0	8
03:30	0	1	0	5	0	4	0	2	0	2	0	3
03:45	0	4	0	1	0	1	0	1	0	0	0	1
04:00	0	2	0	5	0	3	0	4	0	0	0	3
04:15	0	5	0	8	0	2	0	8	0	7	0	6
04:30	0	11	0	7	0	8	0	6	0	4	0	7
04:45	0	2	0	2	0	5	0	2	0	2	0	3
05:00	0	1	0	0	0	2	0	6	0	1	0	2
05:15	0	0	1	2	0	0	0	1	1	3	0	1
05:30	0	0	0	1	3	2	0	1	0	1	1	1
05:45	1	2	1	3	0	2	2	0	1	2	1	2
06:00	0	1	0	1	0	0	0	1	0	3	0	1
06:15	0	2	0	5	3	1	4	0	1	1	2	2
06:30	0	1	2	0	0	1	0	2	0	2	0	1
06:45	0	1	0	1	2	2	2	1	0	1	1	1
07:00	0	1	0	0	0	1	0	0	0	0	0	0
07:15	0	0	0	0	5	0	0	1	2	0	1	0
07:30	0	0	1	3	2	0	0	0	2	2	1	1
07:45	6	1	15	1	8	0	12	0	11	0	10	0
08:00	37	0	23	0	31	0	25	1	29	1	29	0
08:15	1	1	0	0	1	0	1	0	3	2	1	1
08:30	2	0	6	0	3	0	6	0	3	0	4	0
08:45	6	0	3	1	2	2	7	2	5	2	5	1
09:00	4	1	2	1	3	2	1	1	1	0	2	1
09:15	5	0	4	0	3	0	0	0	0	0	2	0
09:30	0	0	4	1	2	0	0	1	1	0	1	0
09:45	1	1	1	0	1	0	0	1	0	0	1	0
10:00	1	0	0	0	5	0	4	0	0	0	2	0
10:15	0	0	0	0	0	0	1	1	1	0	0	0
10:30	0	0	1	0	2	0	1	0	0	0	1	0
10:45	0	1	2	1	3	0	0	0	0	0	1	0
11:00	0	0	0	0	0	0	1	0	2	0	1	0
11:15	0	0	2	1	3	0	1	0	2	0	2	0
11:30	0	0	4	0	0	0	0	0	3	1	1	0
11:45	5	0	4	0	2	0	1	0	1	0	3	0
Totals	70	73	78	102	85	98	69	102	70	93	74	94
Day Total	143		180		183		171		163		168	
AM Pct	49.0%		43.3%		46.4%		40.4%		42.9%		44.3%	
Peak Hour	7:45	15:45	7:45	13:00	7:15	12:45	7:45	13:00	7:45	13:00	7:45	13:00
Peak Volume	46	22	44	25	46	27	44	23	46	22	45	23
P.H.F	0.3108	0.5000	0.4783	0.3906	0.3710	0.5625	0.4400	0.8214	0.3966	0.6111	0.3845	0.5481

AECOM

7:00-8:00 AM	6	20	16	22	15	18	12	20	15	13	13	19
7:15-8:15 AM	43	19	39	17	46	17	37	22	44	14	42	18
7:30-8:30 AM	44	14	39	11	42	15	38	15	45	10	42	13
7:45-8:45 AM	46	3	44	5	43	9	44	10	46	7	45	7
8:00-9:00 AM	46	3	32	6	37	6	39	8	40	7	39	6

4:00-5:00 PM	6	20	16	22	15	18	12	20	15	13	13	19
4:15-5:15 PM	43	19	39	17	46	17	37	22	44	14	42	18
4:30-5:30 PM	44	14	39	11	42	15	38	15	45	10	42	13
4:45-5:45 PM	46	3	44	5	43	9	44	10	46	7	45	7
5:00-6:00 PM	46	3	32	6	37	6	39	8	40	7	39	6

Traffic Research & Analysis, Inc.
 961 Washington Blvd., Suite 603
 Roseville, CA 95678
 (916) 772-0872

Client: AECOM SJ
 File Number: 2101160
 Route: BOWDOIN ST
 Location: W. of STANFORD AVE

Site Ref: 13
 Direction: IN

Count Date	4/26/2021		4/27/2021		4/28/2021		4/29/2021		4/30/2021		Average	
Count Time	AM	PM	AM	PM	AM	PM	AM	PM	AM	PM	AM	PM
00:00	2	38	1	37	5	44	8	43	4	52	4	43
00:15	1	34	2	54	4	44	4	40	4	40	3	42
00:30	0	42	0	42	2	43	0	49	1	49	1	45
00:45	2	25	1	39	0	44	1	41	2	27	1	35
01:00	1	33	0	38	2	33	6	29	4	33	3	33
01:15	0	35	1	31	0	29	1	40	2	44	1	36
01:30	1	39	1	31	0	49	1	43	1	54	1	43
01:45	1	42	0	60	0	39	3	77	0	55	1	55
02:00	0	29	0	26	0	30	2	30	0	38	0	31
02:15	0	23	0	34	0	34	1	36	2	42	1	34
02:30	0	32	0	36	0	45	0	35	0	41	0	38
02:45	1	27	1	39	1	43	1	26	1	37	1	34
03:00	0	30	1	26	1	41	1	23	1	34	1	31
03:15	1	33	1	34	1	43	0	37	0	37	1	37
03:30	0	26	0	29	0	36	0	25	0	40	0	31
03:45	1	26	1	38	1	43	2	44	1	41	1	38
04:00	2	39	4	45	2	41	4	35	2	40	3	40
04:15	4	31	2	31	4	36	5	31	3	39	4	34
04:30	2	23	7	33	7	29	4	31	7	31	5	29
04:45	4	40	5	31	4	44	8	29	7	32	6	35
05:00	9	42	5	39	9	32	8	45	6	57	7	43
05:15	8	34	12	47	12	36	16	30	11	42	12	38
05:30	19	25	17	34	28	34	18	39	13	41	19	35
05:45	34	25	38	40	34	43	40	37	37	51	37	39
06:00	25	30	26	30	22	37	20	24	28	35	24	31
06:15	18	26	32	33	31	27	35	40	24	28	28	31
06:30	37	26	41	24	39	28	41	35	31	33	38	29
06:45	32	21	26	24	31	26	41	30	30	41	32	28
07:00	16	20	22	19	31	26	27	27	24	30	24	24
07:15	38	26	29	30	31	24	35	31	31	34	33	29
07:30	31	19	38	26	38	28	38	34	38	28	37	27
07:45	54	26	57	22	68	25	67	22	63	33	62	26
08:00	55	11	61	14	69	18	61	25	54	31	60	20
08:15	50	17	53	19	53	21	53	18	59	30	54	21
08:30	42	19	62	12	58	21	55	15	55	19	54	17
08:45	41	16	50	11	52	17	53	23	48	19	49	17
09:00	36	13	56	13	35	21	34	20	37	20	40	17
09:15	29	7	39	13	34	14	41	14	39	18	36	13
09:30	31	10	35	13	40	12	37	12	36	18	36	13
09:45	32	7	45	8	41	6	43	9	42	17	41	9
10:00	23	7	39	11	32	15	34	5	32	10	32	10
10:15	27	7	27	5	44	4	29	7	39	10	33	7
10:30	37	6	34	7	29	7	38	7	39	12	35	8
10:45	34	4	48	3	41	6	31	3	53	9	41	5
11:00	20	6	21	5	29	3	35	4	44	6	30	5
11:15	22	2	31	5	54	0	34	9	26	5	33	4
11:30	34	3	37	3	34	1	39	4	49	4	39	3
11:45	36	5	46	0	40	2	38	4	42	10	40	4
Totals	893	1107	1055	1244	1093	1324	1093	1317	1072	1497	1041	1298
Day Total	2000		2299		2417		2410		2569		2339	
AM Pct	44.7%		45.9%		45.2%		45.4%		41.7%		44.5%	
Peak Hour	7:45	13:00	7:45	12:15	7:45	12:00	7:45	13:15	7:45	13:15	7:45	13:00
Peak Volume	201	149	233	173	248	175	236	190	231	191	230	167
P.H.F	0.9136	0.8869	0.9395	0.8009	0.8986	0.9943	0.8806	0.6169	0.9167	0.8682	0.9296	0.7637

AECOM

7:00-8:00 AM	139	133	146	140	168	150	167	126	156	142	155	138
7:15-8:15 AM	178	136	185	134	206	141	201	136	186	159	191	141
7:30-8:30 AM	190	139	209	150	228	141	219	135	214	162	212	145
7:45-8:45 AM	201	141	233	151	248	146	236	143	231	172	230	151
8:00-9:00 AM	188	126	226	160	232	145	222	151	216	191	217	155

4:00-5:00 PM	139	133	146	140	168	150	167	126	156	142	155	138
4:15-5:15 PM	178	136	185	134	206	141	201	136	186	159	191	141
4:30-5:30 PM	190	139	209	150	228	141	219	135	214	162	212	145
4:45-5:45 PM	201	141	233	151	248	146	236	143	231	172	230	151
5:00-6:00 PM	188	126	226	160	232	145	222	151	216	191	217	155

Traffic Research & Analysis, Inc.
 961 Washington Blvd., Suite 603
 Roseville, CA 95678
 (916) 772-0872

Client: AECOM SJ
 File Number: 2101161
 Route: BOWDOIN ST
 Location: W. of STANFORD AVE

Site Ref: 13
 Direction: OUT

Count Date	4/26/2021		4/27/2021		4/28/2021		4/29/2021		4/30/2021		Average	
Count Time	AM	PM	AM	PM	AM	PM	AM	PM	AM	PM	AM	PM
00:00	2	30	1	32	5	38	5	21	3	33	3	31
00:15	1	29	2	34	2	27	1	38	7	43	3	34
00:30	1	24	3	39	0	36	2	34	5	42	2	35
00:45	2	27	0	36	1	32	3	47	0	30	1	34
01:00	1	49	1	35	2	28	2	35	6	38	2	37
01:15	2	30	0	36	1	43	0	42	1	34	1	37
01:30	1	25	0	34	1	38	1	45	0	48	1	38
01:45	0	37	0	36	0	37	1	43	1	34	0	37
02:00	0	36	0	41	0	46	1	33	1	55	0	42
02:15	1	28	2	45	3	43	3	47	3	42	2	41
02:30	0	78	1	79	1	74	1	67	1	81	1	76
02:45	1	42	2	47	3	59	4	63	3	48	3	52
03:00	1	44	1	75	0	50	0	47	0	56	0	54
03:15	0	69	0	58	1	66	0	60	0	51	0	61
03:30	0	43	2	55	1	66	2	62	1	72	1	60
03:45	0	50	0	37	0	44	0	42	0	53	0	45
04:00	0	55	0	60	0	50	0	58	0	60	0	57
04:15	0	50	0	50	1	64	0	70	1	67	0	60
04:30	1	43	0	50	2	56	2	57	1	45	1	50
04:45	0	79	2	59	1	71	1	51	2	59	1	64
05:00	0	68	1	75	0	62	0	69	1	68	0	68
05:15	3	52	2	51	3	52	1	55	3	61	2	54
05:30	4	45	5	55	5	46	0	61	5	55	4	52
05:45	5	40	8	39	6	47	7	36	6	48	6	42
06:00	3	45	2	27	4	30	9	45	5	36	5	37
06:15	5	32	4	30	10	37	6	41	9	37	7	35
06:30	7	36	7	36	7	42	13	44	8	53	8	42
06:45	6	27	5	28	11	37	7	36	12	35	8	33
07:00	11	29	15	36	4	34	9	30	9	42	10	34
07:15	8	21	14	30	11	29	14	27	18	25	13	26
07:30	9	25	12	30	17	27	17	23	13	35	14	28
07:45	22	21	28	33	28	20	27	24	28	16	27	23
08:00	22	17	22	20	32	20	26	23	22	29	25	22
08:15	19	26	25	14	17	24	25	18	17	25	21	21
08:30	15	23	21	29	26	28	21	23	26	25	22	26
08:45	20	9	24	24	22	9	28	12	21	15	23	14
09:00	19	15	24	23	32	19	30	25	21	27	25	22
09:15	23	6	17	11	18	17	21	10	29	19	22	13
09:30	17	12	31	12	32	14	24	13	26	14	26	13
09:45	23	10	26	13	20	6	15	11	21	18	21	12
10:00	29	5	21	8	28	16	31	3	29	11	28	9
10:15	16	6	19	5	19	5	26	9	15	4	19	6
10:30	13	10	24	2	34	7	31	11	23	8	25	8
10:45	36	4	29	5	30	7	25	7	33	5	31	6
11:00	25	3	29	5	32	8	15	5	39	8	28	6
11:15	34	6	45	7	43	4	37	4	16	6	35	5
11:30	20	4	13	6	31	1	36	6	42	6	28	5
11:45	27	1	27	7	34	1	35	6	38	7	32	4
Totals	455	1466	517	1599	581	1617	565	1639	571	1729	538	1610
Day Total	1921		2116		2198		2204		2300		2148	
AM Pct	23.7%		24.4%		26.4%		25.6%		24.8%		25.0%	
Peak Hour	10:45	16:45	11:45	14:30	11:15	16:15	11:30	16:15	11:30	15:30	11:45	14:30
Peak Volume	115	244	132	259	146	253	130	247	156	252	132	243
P.H.F	0.7986	0.7722	0.8462	0.8196	0.8488	0.8908	0.8553	0.8821	0.9070	0.8750	0.9443	0.8008

AECOM

7:00-8:00 AM	50	227	69	219	60	241	67	236	68	231	63	231
7:15-8:15 AM	61	240	76	234	88	253	84	247	81	239	78	243
7:30-8:30 AM	72	242	87	235	94	241	95	232	80	233	86	237
7:45-8:45 AM	78	244	96	240	103	231	99	236	93	243	94	239
8:00-9:00 AM	76	205	92	220	97	207	100	221	86	232	90	217

4:00-5:00 PM	50	227	69	219	60	241	67	236	68	231	63	231
4:15-5:15 PM	61	240	76	234	88	253	84	247	81	239	78	243
4:30-5:30 PM	72	242	87	235	94	241	95	232	80	233	86	237
4:45-5:45 PM	78	244	96	240	103	231	99	236	93	243	94	239
5:00-6:00 PM	76	205	92	220	97	207	100	221	86	232	90	217

Traffic Research & Analysis, Inc.
 961 Washington Blvd., Suite 603
 Roseville, CA 95678
 (916) 772-0872

Client: AECOM SJ
 File Number: 2101163
 Route: RAIMUNDO WAY
 Location: W. of STANFORD AVE

Site Ref: 14
 Direction: IN

Count Date	4/26/2021		4/27/2021		4/28/2021		4/29/2021		4/30/2021		Average	
Count Time	AM	PM	AM	PM	AM	PM	AM	PM	AM	PM	AM	PM
00:00	0	13	0	17	1	13	0	11	0	8	0	12
00:15	0	8	0	15	1	12	0	15	0	13	0	13
00:30	0	6	0	10	0	14	2	7	2	17	1	11
00:45	0	14	1	6	0	8	0	10	0	8	0	9
01:00	0	8	0	5	0	8	1	12	1	16	0	10
01:15	0	7	0	8	0	10	0	9	0	6	0	8
01:30	0	7	0	9	0	14	0	10	0	2	0	8
01:45	0	14	1	7	0	12	0	12	0	0	0	9
02:00	0	11	0	9	1	15	1	8	0	0	0	9
02:15	0	12	0	9	0	10	0	14	0	0	0	9
02:30	0	7	0	14	1	6	0	8	0	0	0	7
02:45	0	11	0	12	0	9	2	12	0	0	0	9
03:00	0	9	0	9	0	10	0	11	1	8	0	9
03:15	1	7	0	20	0	16	0	18	0	13	0	15
03:30	0	8	0	17	0	8	0	8	0	16	0	11
03:45	0	10	0	9	0	7	0	12	0	10	0	10
04:00	0	9	0	8	0	8	0	9	0	17	0	10
04:15	1	5	0	11	1	10	0	6	0	17	0	10
04:30	0	8	0	9	0	8	0	6	0	9	0	8
04:45	1	12	0	9	0	8	0	8	0	13	0	10
05:00	0	12	0	9	0	4	0	12	0	15	0	10
05:15	0	9	0	9	0	9	0	13	1	9	0	10
05:30	0	7	0	12	0	13	0	11	0	13	0	11
05:45	0	13	1	8	1	11	1	7	0	9	1	10
06:00	0	9	0	14	0	10	0	9	0	9	0	10
06:15	1	9	0	15	3	12	2	9	4	13	2	12
06:30	1	3	2	7	1	6	1	7	2	8	1	6
06:45	2	3	2	9	0	5	2	8	2	7	2	6
07:00	1	5	4	5	6	10	2	5	5	7	4	6
07:15	6	7	5	11	8	5	5	3	13	9	7	7
07:30	9	8	9	4	12	8	7	3	7	11	9	7
07:45	17	4	12	3	19	10	21	9	13	7	16	7
08:00	10	3	12	4	10	7	13	7	19	12	13	7
08:15	13	3	8	10	14	4	10	3	10	10	11	6
08:30	18	6	16	3	23	3	20	7	17	6	19	5
08:45	11	1	21	5	16	5	23	2	14	3	17	3
09:00	8	2	14	1	8	6	8	1	17	0	11	2
09:15	10	4	10	0	10	3	8	3	13	3	10	3
09:30	13	1	13	5	14	2	9	4	9	6	12	4
09:45	5	3	8	2	13	1	11	7	17	4	11	3
10:00	9	1	12	3	10	1	9	2	15	5	11	2
10:15	8	0	3	0	20	2	6	2	13	2	10	1
10:30	9	1	15	1	9	0	14	2	10	1	11	1
10:45	11	1	11	2	8	1	11	0	8	2	10	1
11:00	10	0	3	0	8	1	11	1	5	2	7	1
11:15	9	1	6	1	5	0	9	0	7	1	7	1
11:30	11	2	10	1	10	1	6	2	8	4	9	2
11:45	9	0	12	0	10	1	13	1	9	2	11	1
Totals	204	304	211	357	243	347	228	346	242	353	226	341
Day Total	508		568		590		574		595		567	
AM Pct	40.2%		37.1%		41.2%		39.7%		40.7%		39.8%	
Peak Hour	7:45	13:30	8:30	14:45	7:45	13:15	8:00	14:30	8:30	15:30	8:00	15:15
Peak Volume	58	44	61	58	66	51	66	49	61	60	60	46
P.H.F	0.8056	0.7857	0.7262	0.7250	0.7174	0.8500	0.7174	0.6806	0.8971	0.8824	0.7926	0.7770

AECOM

7:00-8:00 AM	33	34	30	37	45	34	35	29	38	56	36	38
7:15-8:15 AM	42	37	38	38	49	30	46	32	52	54	45	38
7:30-8:30 AM	49	41	41	36	55	29	51	39	49	46	49	38
7:45-8:45 AM	58	40	48	39	66	34	64	44	59	50	59	41
8:00-9:00 AM	52	41	57	38	63	37	66	43	60	46	60	41
4:00-5:00 PM	33	34	30	37	45	34	35	29	38	56	36	38
4:15-5:15 PM	42	37	38	38	49	30	46	32	52	54	45	38
4:30-5:30 PM	49	41	41	36	55	29	51	39	49	46	49	38
4:45-5:45 PM	58	40	48	39	66	34	64	44	59	50	59	41
5:00-6:00 PM	52	41	57	38	63	37	66	43	60	46	60	41

Traffic Research & Analysis, Inc.
 961 Washington Blvd., Suite 603
 Roseville, CA 95678
 (916) 772-0872

Client: AECOM SJ
 File Number: 2101162
 Route: RAIMUNDO WAY
 Location: W. of STANFORD AVE

Site Ref: 14
 Direction: OUT

Count Date	4/26/2021		4/27/2021		4/28/2021		4/29/2021		4/30/2021		Average	
Count Time	AM	PM	AM	PM	AM	PM	AM	PM	AM	PM	AM	PM
00:00	1	11	1	11	1	18	1	10	0	17	1	13
00:15	1	12	0	10	0	15	0	18	0	21	0	15
00:30	0	10	0	10	0	9	1	4	1	15	0	10
00:45	0	8	0	6	0	10	0	8	0	10	0	8
01:00	0	7	0	5	0	13	0	9	0	7	0	8
01:15	0	15	0	16	0	16	1	18	1	13	0	16
01:30	0	11	0	7	0	13	0	15	0	2	0	10
01:45	0	11	0	17	0	10	0	14	0	0	0	10
02:00	0	17	0	11	0	19	1	7	0	0	0	11
02:15	0	12	0	11	0	10	0	10	0	0	0	9
02:30	0	11	2	16	2	11	2	18	2	0	2	11
02:45	0	14	0	18	0	11	1	18	0	0	0	12
03:00	0	9	0	18	0	15	0	12	0	15	0	14
03:15	0	8	0	17	0	16	0	16	0	18	0	15
03:30	0	15	0	19	0	14	0	12	0	19	0	16
03:45	0	13	0	11	1	16	0	14	0	19	0	15
04:00	0	18	0	21	0	17	0	15	0	15	0	17
04:15	0	15	0	16	0	9	0	13	0	18	0	14
04:30	0	13	0	16	0	10	0	15	0	13	0	13
04:45	1	10	0	9	0	20	0	12	0	13	0	13
05:00	0	19	0	19	0	17	0	13	0	23	0	18
05:15	0	11	0	12	1	13	0	16	0	14	0	13
05:30	0	11	0	6	0	10	0	8	0	18	0	11
05:45	0	9	1	14	0	8	1	17	1	16	1	13
06:00	0	8	1	13	1	9	0	13	0	13	0	11
06:15	1	6	1	5	1	10	2	9	2	12	1	8
06:30	2	9	2	11	1	10	3	6	2	10	2	9
06:45	2	9	2	4	3	5	3	8	4	9	3	7
07:00	3	3	1	13	4	7	4	4	2	10	3	7
07:15	5	4	1	10	12	6	6	6	6	10	6	7
07:30	5	6	11	6	9	7	8	11	8	6	8	7
07:45	15	4	22	6	22	5	17	2	19	6	19	5
08:00	9	1	7	4	6	1	9	6	11	7	8	4
08:15	6	3	5	1	10	3	10	2	9	10	8	4
08:30	7	1	11	0	4	2	10	2	15	1	9	1
08:45	4	3	15	3	8	4	13	3	12	5	10	4
09:00	14	1	8	3	3	2	10	4	12	5	9	3
09:15	13	1	12	3	21	3	9	1	15	6	14	3
09:30	7	3	9	3	9	2	11	0	8	5	9	3
09:45	8	0	12	1	7	0	6	2	14	2	9	1
10:00	12	3	11	0	9	1	15	1	10	2	11	1
10:15	11	0	14	2	13	0	12	2	12	3	12	1
10:30	6	0	14	2	9	0	13	2	16	1	12	1
10:45	10	1	16	3	12	2	9	0	13	4	12	2
11:00	7	0	12	0	17	0	16	2	10	0	12	0
11:15	8	0	13	0	9	0	12	0	8	3	10	1
11:30	17	0	14	0	13	0	13	0	16	2	15	0
11:45	11	2	12	1	22	0	13	2	11	1	14	1
Totals	186	358	230	410	230	399	232	400	240	419	224	397
Day Total	544		640		629		632		659		621	
AM Pct	34.2%		35.9%		36.6%		36.7%		36.4%		36.0%	
Peak Hour	11:30	15:30	10:15	14:45	11:30	15:15	11:00	14:30	11:30	15:00	11:30	15:15
Peak Volume	51	61	56	72	68	63	54	64	65	71	57	63
P.H.F	0.7500	0.8472	0.8750	0.9474	0.7727	0.9265	0.8438	0.8889	0.7738	0.9342	0.9375	0.9099

AECOM

7:00-8:00 AM	28	56	35	62	47	56	35	55	35	59	36	58
7:15-8:15 AM	34	57	41	60	49	56	40	53	44	67	42	59
7:30-8:30 AM	35	53	45	56	47	60	44	56	47	63	44	58
7:45-8:45 AM	37	51	45	46	42	60	46	49	54	68	45	55
8:00-9:00 AM	26	50	38	51	28	48	42	54	47	71	36	55

4:00-5:00 PM	28	56	35	62	47	56	35	55	35	59	36	58
4:15-5:15 PM	34	57	41	60	49	56	40	53	44	67	42	59
4:30-5:30 PM	35	53	45	56	47	60	44	56	47	63	44	58
4:45-5:45 PM	37	51	45	46	42	60	46	49	54	68	45	55
5:00-6:00 PM	26	50	38	51	28	48	42	54	47	71	36	55

Traffic Research & Analysis, Inc.
 961 Washington Blvd., Suite 603
 Roseville, CA 95678
 (916) 772-0872

Client: AECOM SJ
 File Number: 2101164
 Route: SANTA MARIA AVE
 Location: N. of JUNIPERO SERRA BLVD

Site Ref: 15
 Direction: IN

Count Date	4/26/2021		4/27/2021		4/28/2021		4/29/2021		4/30/2021		Average	
Count Time	AM	PM	AM	PM	AM	PM	AM	PM	AM	PM	AM	PM
00:00	0	1	0	2	1	1	0	0	0	2	0	1
00:15	0	1	0	1	0	1	0	1	0	0	0	1
00:30	0	3	0	3	0	4	0	1	0	1	0	2
00:45	0	0	0	3	0	3	0	1	0	4	0	2
01:00	0	2	0	2	0	4	0	1	0	0	0	2
01:15	0	3	0	3	0	1	0	2	0	1	0	2
01:30	0	0	0	1	1	1	1	0	0	3	0	1
01:45	0	1	1	5	0	3	1	5	1	2	1	3
02:00	0	0	0	2	0	3	0	3	0	3	0	2
02:15	0	0	0	1	0	2	0	4	0	1	0	2
02:30	0	2	0	0	0	0	0	0	0	3	0	1
02:45	0	1	0	3	0	1	0	3	1	1	0	2
03:00	0	0	0	0	0	5	0	0	0	3	0	2
03:15	0	1	0	2	0	0	0	1	0	4	0	2
03:30	0	4	0	1	0	3	0	3	0	4	0	3
03:45	0	1	0	1	0	3	0	0	0	1	0	1
04:00	0	0	0	2	0	2	0	2	0	3	0	2
04:15	0	5	1	2	0	2	0	1	0	4	0	3
04:30	0	1	0	1	0	1	0	4	0	2	0	2
04:45	0	1	0	1	0	1	0	1	0	0	0	1
05:00	0	4	0	2	0	1	0	1	0	2	0	2
05:15	0	1	0	5	0	1	0	2	0	1	0	2
05:30	0	0	0	2	0	3	0	3	2	1	0	2
05:45	0	3	0	2	0	1	0	1	0	2	0	2
06:00	0	0	1	1	1	2	0	3	0	3	0	2
06:15	1	3	0	0	0	2	0	1	0	3	0	2
06:30	0	4	0	0	0	1	0	3	1	0	0	2
06:45	3	3	2	1	3	2	5	0	3	0	3	1
07:00	0	1	2	2	5	1	2	2	2	1	2	1
07:15	2	1	8	0	3	1	3	3	2	2	4	1
07:30	4	1	2	1	4	2	4	0	3	1	3	1
07:45	4	0	5	0	2	1	3	0	1	0	3	0
08:00	4	0	0	2	0	3	1	0	5	2	2	1
08:15	4	0	2	0	4	0	4	1	5	1	4	0
08:30	5	0	2	4	3	1	2	1	2	3	3	2
08:45	0	0	1	3	2	1	5	2	0	1	2	1
09:00	0	0	2	0	0	2	0	2	1	3	1	1
09:15	0	3	2	1	4	1	2	1	5	1	3	1
09:30	6	0	4	1	1	1	4	1	0	0	3	1
09:45	3	0	4	1	6	1	2	0	3	3	4	1
10:00	4	0	2	0	2	0	2	0	2	0	2	0
10:15	1	0	7	2	3	0	1	0	3	0	3	0
10:30	5	0	4	0	1	0	1	0	1	1	2	0
10:45	0	0	6	0	1	0	1	0	4	0	2	0
11:00	2	0	1	0	5	0	0	0	3	1	2	0
11:15	1	0	4	0	1	0	3	0	4	0	3	0
11:30	3	0	1	1	2	0	4	0	2	0	2	0
11:45	0	0	5	0	5	0	3	0	1	0	3	0
Totals	52	51	69	67	60	69	54	60	57	74	58	64
Day Total	103		136		129		114		131		123	
AM Pct	50.5%		50.7%		46.5%		47.4%		43.5%		47.6%	
Peak Hour	7:45	16:15	10:00	12:30	6:45	12:15	6:45	13:30	7:30	14:45	6:45	15:30
Peak Volume	17	11	19	11	15	12	14	12	14	12	12	9
P.H.F	0.8500	0.5500	0.6786	0.9167	0.7500	0.7500	0.7000	0.6000	0.7000	0.7500	0.8611	0.7333

AECOM

7:00-8:00 AM	10	7	17	6	14	6	12	8	8	9	12	7
7:15-8:15 AM	14	11	15	6	9	5	11	7	11	8	12	7
7:30-8:30 AM	16	7	9	9	10	4	12	8	14	5	12	7
7:45-8:45 AM	17	6	9	10	9	6	10	7	13	4	12	7
8:00-9:00 AM	13	8	5	11	9	6	12	7	12	6	10	8
4:00-5:00 PM	10	7	17	6	14	6	12	8	8	9	12	7
4:15-5:15 PM	14	11	15	6	9	5	11	7	11	8	12	7
4:30-5:30 PM	16	7	9	9	10	4	12	8	14	5	12	7
4:45-5:45 PM	17	6	9	10	9	6	10	7	13	4	12	7
5:00-6:00 PM	13	8	5	11	9	6	12	7	12	6	10	8

Traffic Research & Analysis, Inc.
 961 Washington Blvd., Suite 603
 Roseville, CA 95678
 (916) 772-0872

Client: AECOM SJ
 File Number: 2101165
 Route: SANTA MARIA AVE
 Location: N. of JUNIPERO SERRA BLVD

Site Ref: 15
 Direction: OUT

Count Date	4/26/2021		4/27/2021		4/28/2021		4/29/2021		4/30/2021		Average	
Count Time	AM	PM	AM	PM	AM	PM	AM	PM	AM	PM	AM	PM
00:00	0	2	0	0	1	2	0	1	0	2	0	1
00:15	0	1	0	2	0	4	0	1	0	0	0	2
00:30	0	0	0	1	0	1	0	1	0	1	0	1
00:45	0	1	0	3	0	3	0	1	0	1	0	2
01:00	0	2	0	4	0	0	0	1	0	0	0	1
01:15	0	1	0	2	0	0	0	0	0	1	0	1
01:30	0	3	0	3	0	1	1	2	0	0	0	2
01:45	0	1	0	0	0	2	0	1	0	2	0	1
02:00	0	1	0	0	0	2	0	0	0	0	0	1
02:15	0	1	0	1	0	2	0	1	0	0	0	1
02:30	0	1	0	1	0	1	0	1	0	1	0	1
02:45	0	3	0	0	0	1	0	0	0	2	0	1
03:00	0	2	0	0	0	3	0	4	0	1	0	2
03:15	0	1	0	2	0	0	0	0	0	2	0	1
03:30	0	2	0	1	0	3	0	1	0	1	0	2
03:45	0	0	0	3	0	4	0	3	0	4	0	3
04:00	0	2	0	0	0	0	0	2	0	1	0	1
04:15	0	1	0	3	0	0	0	5	0	3	0	2
04:30	0	0	0	2	0	3	0	0	0	2	0	1
04:45	0	1	0	1	0	1	0	3	0	0	0	1
05:00	0	0	0	1	0	1	0	2	0	1	0	1
05:15	1	1	0	1	1	4	0	1	1	3	1	2
05:30	1	2	0	1	0	1	0	2	0	2	0	2
05:45	0	0	0	1	0	0	0	2	0	1	0	1
06:00	0	0	1	1	0	0	0	0	0	1	0	0
06:15	0	1	0	0	0	0	3	0	0	0	1	0
06:30	0	4	0	1	2	0	1	1	1	1	1	1
06:45	1	0	1	0	0	1	1	1	1	0	1	0
07:00	1	2	1	1	0	0	1	0	0	0	1	1
07:15	0	1	1	2	0	0	0	1	1	0	0	1
07:30	2	1	0	0	0	1	1	0	0	0	1	0
07:45	0	0	1	0	1	1	0	1	0	1	0	1
08:00	0	0	1	0	2	1	1	0	1	0	1	0
08:15	0	2	1	0	0	0	0	0	1	0	0	0
08:30	2	0	2	1	0	0	1	0	1	0	1	0
08:45	0	0	2	0	3	0	2	1	1	0	2	0
09:00	1	0	1	0	0	0	2	1	1	0	1	0
09:15	0	1	4	0	2	0	1	0	3	0	2	0
09:30	1	0	1	0	0	0	1	1	3	0	1	0
09:45	1	0	4	0	0	2	1	0	1	0	1	0
10:00	0	0	1	1	1	0	1	0	0	0	1	0
10:15	0	0	0	2	1	1	0	0	1	0	0	1
10:30	1	0	2	3	0	0	0	0	0	1	1	1
10:45	1	0	3	0	1	0	4	0	5	0	3	0
11:00	0	0	2	0	1	0	2	0	4	0	2	0
11:15	0	0	3	0	1	0	1	0	3	0	2	0
11:30	1	0	2	0	2	0	0	0	2	0	1	0
11:45	1	0	0	0	0	0	0	0	0	0	0	0
Totals	15	41	34	45	19	46	25	42	31	35	25	42
Day Total	56		79		65		67		66		67	
AM Pct	26.8%		43.0%		29.2%		37.3%		47.0%		37.2%	
Peak Hour	11:30	14:45	9:00	12:45	11:30	12:00	10:30	15:30	10:45	15:45	10:45	15:30
Peak Volume	5	8	10	12	8	10	7	11	14	10	8	8
P.H.F	0.6250	0.6667	0.6250	0.7500	0.5000	0.6250	0.4375	0.5500	0.7000	0.6250	0.6786	0.6964

AECOM

7:00-8:00 AM	3	4	3	6	1	4	2	10	1	6	2	6
7:15-8:15 AM	2	2	3	7	3	5	2	10	2	6	2	6
7:30-8:30 AM	2	2	3	5	3	9	2	6	2	6	2	6
7:45-8:45 AM	2	4	5	4	3	7	2	8	3	6	3	6
8:00-9:00 AM	2	3	6	4	5	6	4	7	4	7	4	5
4:00-5:00 PM	3	4	3	6	1	4	2	10	1	6	2	6
4:15-5:15 PM	2	2	3	7	3	5	2	10	2	6	2	6
4:30-5:30 PM	2	2	3	5	3	9	2	6	2	6	2	6
4:45-5:45 PM	2	4	5	4	3	7	2	8	3	6	3	6
5:00-6:00 PM	2	3	6	4	5	6	4	7	4	7	4	5

Traffic Research & Analysis, Inc.
 961 Washington Blvd., Suite 603
 Roseville, CA 95678
 (916) 772-0872

Client: AECOM SJ
 File Number: 2101166
 Route: CAMPUS DR EAST
 Location: E. of JUNIPERO SERRA BLVD

Site Ref: 16
 Direction: IN

Count Date	4/26/2021		4/27/2021		4/28/2021		4/29/2021		4/30/2021		Average	
Count Time	AM	PM	AM	PM	AM	PM	AM	PM	AM	PM	AM	PM
00:00	0	18	0	24	4	33	0	20	2	23	1	24
00:15	1	19	2	24	1	27	0	17	0	27	1	23
00:30	0	34	2	24	0	34	6	23	0	29	2	29
00:45	0	38	1	26	0	27	0	28	1	30	0	30
01:00	0	24	1	23	0	33	0	32	0	32	0	29
01:15	0	18	0	29	0	24	0	18	0	15	0	21
01:30	0	13	0	19	5	15	3	34	0	26	2	21
01:45	0	27	0	18	0	29	0	33	0	29	0	27
02:00	1	19	1	16	1	24	0	25	0	27	1	22
02:15	2	19	0	21	0	26	2	28	0	31	1	25
02:30	0	27	1	21	0	36	0	32	0	24	0	28
02:45	0	21	0	28	0	30	0	26	0	31	0	27
03:00	0	27	1	30	0	23	0	27	0	48	0	31
03:15	0	26	2	21	0	17	0	29	0	34	0	25
03:30	2	21	0	31	0	18	0	21	0	21	0	22
03:45	0	18	0	31	0	26	0	29	0	43	0	29
04:00	0	19	0	29	0	35	0	30	0	39	0	30
04:15	0	15	0	37	0	23	0	29	0	31	0	27
04:30	5	19	1	21	1	25	2	24	0	34	2	25
04:45	2	28	1	24	0	24	1	24	1	39	1	28
05:00	0	24	1	23	1	29	2	14	1	33	1	25
05:15	3	31	3	38	6	22	6	32	2	22	4	29
05:30	3	26	4	20	5	27	8	35	3	33	5	28
05:45	19	24	13	20	14	35	10	16	13	31	14	25
06:00	8	23	9	16	9	16	6	29	5	39	7	25
06:15	8	19	8	29	9	18	13	25	12	36	10	25
06:30	12	22	20	21	17	24	13	24	7	25	14	23
06:45	13	12	14	22	21	16	7	17	8	28	13	19
07:00	18	17	9	22	10	20	8	19	6	34	10	22
07:15	13	17	24	18	20	18	17	11	23	36	19	20
07:30	27	10	28	16	27	18	19	32	33	35	27	22
07:45	35	12	26	15	41	13	38	14	40	31	36	17
08:00	26	21	42	14	25	15	28	17	33	28	31	19
08:15	32	13	35	10	29	14	20	7	43	21	32	13
08:30	34	14	29	15	29	11	24	16	37	13	31	14
08:45	26	6	28	20	28	16	28	11	20	22	26	15
09:00	30	10	17	11	22	13	21	7	29	21	24	12
09:15	21	4	22	10	19	5	30	7	17	18	22	9
09:30	22	6	26	7	22	12	35	10	14	13	24	10
09:45	19	2	30	8	24	7	22	5	31	15	25	7
10:00	20	9	22	7	16	9	20	2	21	12	20	8
10:15	23	4	24	9	25	3	21	7	30	21	25	9
10:30	11	5	21	6	44	3	20	3	19	6	23	5
10:45	23	4	18	2	26	6	17	4	29	13	23	6
11:00	21	3	19	5	21	9	25	6	29	6	23	6
11:15	29	1	32	1	32	2	29	4	25	9	29	3
11:30	20	0	20	0	22	1	22	10	28	12	22	5
11:45	24	0	21	1	25	0	31	3	18	4	24	2
Totals	553	789	578	883	601	911	554	916	580	1230	573	946
Day Total	1342		1461		1512		1470		1810		1519	
AM Pct	41.2%		39.6%		39.7%		37.7%		32.0%		37.7%	
Peak Hour	7:45	12:15	8:00	15:30	7:45	12:00	8:45	13:30	7:45	15:45	7:45	14:30
Peak Volume	127	115	134	128	124	121	114	120	153	147	129	112
P.H.F	0.9071	0.7566	0.7976	0.8649	0.7561	0.8897	0.8143	0.8824	0.8895	0.8547	0.8972	0.9000

AECOM

7:00-8:00 AM	93	81	87	111	98	107	82	107	102	143	92	110
7:15-8:15 AM	101	86	120	105	113	101	102	91	129	137	113	104
7:30-8:30 AM	120	102	131	106	122	100	105	94	149	128	125	106
7:45-8:45 AM	127	109	132	105	124	102	110	105	153	127	129	110
8:00-9:00 AM	118	105	134	101	111	113	100	97	133	119	119	107

4:00-5:00 PM	93	81	87	111	98	107	82	107	102	143	92	110
4:15-5:15 PM	101	86	120	105	113	101	102	91	129	137	113	104
4:30-5:30 PM	120	102	131	106	122	100	105	94	149	128	125	106
4:45-5:45 PM	127	109	132	105	124	102	110	105	153	127	129	110
5:00-6:00 PM	118	105	134	101	111	113	100	97	133	119	119	107

Client: AECOM SJ
 File Number: 2101137
 Route: CAMPUS DR WEST
 Location: N. of JUNIPERO SERRA BLVD

Site Ref: 1
 Direction: IN

Count Date	4/26/2021		4/27/2021		4/28/2021		4/29/2021		4/30/2021		Average	
Count Time	AM	PM	AM	PM	AM	PM	AM	PM	AM	PM	AM	PM
00:00	5	50	2	38	1	40	1	48	2	58	2	47
00:15	1	46	3	60	3	70	2	65	0	49	2	58
00:30	0	45	0	55	1	53	4	57	2	59	1	54
00:45	2	50	2	64	3	71	3	47	0	65	2	59
01:00	0	37	3	44	0	46	1	41	2	56	1	45
01:15	1	39	0	54	1	40	3	52	1	36	1	44
01:30	2	56	0	50	0	69	2	46	1	48	1	54
01:45	2	57	0	62	1	47	1	70	0	51	1	57
02:00	0	53	1	59	2	68	2	57	0	27	1	53
02:15	1	50	5	57	3	52	2	58	5	17	3	47
02:30	2	49	2	48	2	51	1	57	0	65	1	54
02:45	0	49	0	51	0	50	1	44	2	70	1	53
03:00	0	44	1	45	1	51	0	52	0	54	0	49
03:15	1	42	1	49	1	42	2	45	1	32	1	42
03:30	3	48	2	58	2	51	3	49	2	76	2	56
03:45	3	51	5	56	0	56	3	53	2	84	3	60
04:00	2	40	3	49	2	52	2	56	2	63	2	52
04:15	5	48	5	49	3	53	2	39	3	82	4	54
04:30	3	40	4	53	1	48	5	49	3	66	3	51
04:45	5	45	6	43	6	65	8	44	7	86	6	57
05:00	11	46	11	58	12	55	11	58	9	91	11	62
05:15	22	50	29	49	29	54	21	45	24	88	25	57
05:30	33	32	46	37	32	44	35	37	32	67	36	43
05:45	68	66	69	55	78	67	73	41	68	81	71	62
06:00	61	66	65	62	62	64	56	63	62	63	61	64
06:15	93	58	87	63	91	38	92	50	66	48	86	51
06:30	60	52	73	60	79	49	77	35	70	53	72	50
06:45	75	40	82	44	86	34	82	30	61	50	77	40
07:00	57	29	62	24	64	31	57	31	51	10	58	25
07:15	82	28	95	24	82	29	76	29	60	2	79	22
07:30	89	21	93	22	88	23	87	32	93	1	90	20
07:45	97	24	88	31	108	22	70	20	86	1	90	20
08:00	96	26	114	17	81	25	109	28	85	1	97	19
08:15	74	18	91	20	93	23	89	16	72	1	84	16
08:30	109	16	90	13	73	23	79	16	96	0	89	14
08:45	79	12	86	26	83	21	94	12	79	2	84	15
09:00	69	14	81	10	77	12	68	12	79	0	75	10
09:15	73	14	67	16	79	13	71	6	57	0	69	10
09:30	72	10	60	8	70	8	89	15	75	0	73	8
09:45	69	17	56	12	75	10	65	9	78	0	69	10
10:00	56	9	69	7	73	4	55	6	60	0	63	5
10:15	52	9	66	8	57	13	58	15	68	1	60	9
10:30	44	6	67	9	47	15	56	7	81	0	59	7
10:45	64	7	66	5	52	5	66	10	63	0	62	5
11:00	37	3	47	5	40	5	52	7	45	0	44	4
11:15	53	8	57	5	60	3	54	3	66	0	58	4
11:30	48	6	52	4	49	5	49	7	43	0	48	4
11:45	70	2	45	3	57	3	48	1	59	0	56	2
Totals	1851	1628	1959	1741	1910	1773	1887	1670	1823	1704	1886	1703
Day Total	3479		3700		3683		3557		3527		3589	
AM Pct	53.2%		52.9%		51.9%		53.1%		51.7%		52.5%	
Peak Hour	7:45	17:45	7:15	17:45	7:30	12:15	8:00	13:45	7:45	16:45	7:30	17:45
Peak Volume	376	240	390	240	370	240	371	242	339	332	361	227
P.H.F	0.8624	0.9524	0.8553	0.9524	0.8565	0.8451	0.8509	0.8643	0.8828	0.9121	0.9294	0.8915

AECOM

7:00-8:00 AM	325	173	338	194	342	218	290	188	290	297	317	214
7:15-8:15 AM	364	179	390	203	359	221	342	190	324	325	356	224
7:30-8:30 AM	356	181	386	203	370	222	355	196	336	331	361	227
7:45-8:45 AM	376	173	383	187	355	218	347	184	339	332	360	219
8:00-9:00 AM	358	194	381	199	330	220	371	181	332	327	354	224

4:00-5:00 PM	325	173	338	194	342	218	290	188	290	297	317	214
4:15-5:15 PM	364	179	390	203	359	221	342	190	324	325	356	224
4:30-5:30 PM	356	181	386	203	370	222	355	196	336	331	361	227
4:45-5:45 PM	376	173	383	187	355	218	347	184	339	332	360	219
5:00-6:00 PM	358	194	381	199	330	220	371	181	332	327	354	224

Client: AECOM SJ
 File Number: 1 - CAMPUS DR WEST NB-IN
 Route: CAMPUS DR WEST
 Location: N. of JUNIPERO SERRA BLVD

Site Ref: 1
 Direction: NB-IN

Count Date	9/27/2021		9/28/2021		9/29/2021		9/30/2021		10/1/2021		Average	
Count Time	AM	PM	AM	PM	AM	PM	AM	PM	AM	PM	AM	PM
00:00	10	62	3	66	2	66	6	54	8	67	6	63
00:15	7	58	3	61	3	62	4	67	0	63	3	62
00:30	8	63	3	51	2	65	7	59	3	51	5	58
00:45	5	59	3	74	0	63	5	67	0	65	3	66
01:00	3	64	5	69	1	52	4	70	1	55	3	62
01:15	4	61	2	66	2	69	5	78	2	90	3	73
01:30	3	55	1	48	3	78	0	57	2	53	2	58
01:45	3	38	2	49	1	57	0	56	1	54	1	51
02:00	2	56	1	62	2	48	3	69	3	51	2	57
02:15	0	57	4	46	4	71	5	49	7	40	4	53
02:30	2	53	3	62	1	68	1	72	4	77	2	66
02:45	2	57	2	82	0	61	1	52	0	69	1	64
03:00	1	52	1	55	1	33	3	46	1	55	1	48
03:15	2	46	2	59	2	77	2	36	5	63	3	56
03:30	3	68	4	67	4	51	2	61	1	60	3	61
03:45	4	63	5	58	7	71	5	70	1	50	4	62
04:00	3	49	6	45	4	47	3	64	2	67	4	54
04:15	2	42	3	67	6	50	9	73	2	54	4	57
04:30	7	48	7	60	4	68	6	57	14	59	8	58
04:45	7	67	11	75	7	71	13	86	10	65	10	73
05:00	12	53	20	63	20	57	23	63	13	79	18	63
05:15	19	64	22	59	28	69	32	71	23	71	25	67
05:30	45	52	51	41	46	69	49	74	59	71	50	61
05:45	76	62	75	60	77	55	71	82	69	85	74	69
06:00	60	53	58	63	63	65	58	67	54	59	59	61
06:15	75	51	87	68	82	72	81	65	59	79	77	67
06:30	80	46	90	54	82	42	77	39	86	68	83	50
06:45	80	35	90	34	92	36	77	39	79	68	84	42
07:00	83	31	73	42	75	43	59	55	67	43	71	43
07:15	86	23	91	34	78	28	92	40	75	43	84	34
07:30	113	32	102	33	107	11	127	33	85	23	107	26
07:45	108	24	131	29	132	15	118	31	86	42	115	28
08:00	148	30	151	34	150	29	142	23	103	31	139	29
08:15	172	27	150	21	161	18	137	18	87	28	141	22
08:30	146	16	185	15	141	19	153	19	119	27	149	19
08:45	129	14	144	18	166	21	130	24	134	14	141	18
09:00	131	13	99	19	124	10	131	20	111	19	119	16
09:15	96	21	135	15	113	13	105	14	112	18	112	16
09:30	110	7	122	10	123	16	136	8	99	13	118	11
09:45	107	15	119	18	102	4	113	16	112	16	111	14
10:00	73	11	74	13	71	10	83	15	66	17	73	13
10:15	79	10	75	15	77	13	82	14	71	17	77	14
10:30	68	8	65	11	62	7	70	13	63	19	66	12
10:45	67	5	84	8	73	6	64	9	61	9	70	7
11:00	51	2	84	3	70	5	79	5	59	12	69	5
11:15	63	5	69	4	62	6	60	12	69	16	65	9
11:30	66	4	85	4	64	4	70	4	59	9	69	5
11:45	68	3	56	3	64	3	64	5	78	9	66	5
Totals	2489	1835	2658	2013	2561	1974	2567	2121	2225	2213	2500	2031
Day Total	4324		4671		4535		4688		4438		4531	
AM Pct	57.6%		56.9%		56.5%		54.8%		50.1%		55.2%	
Peak Hour	8:00	16:15	8:00	16:15	8:00	16:45	8:00	16:45	8:30	17:00	8:00	16:45
Peak Volume	595	265	630	265	618	266	562	294	476	306	570	264
P.H.F	0.8648	0.8833	0.8514	0.8833	0.9307	0.9366	0.9183	0.8547	0.8881	0.9000	0.9564	0.9041

AECOM

7:00-8:00 AM	390	206	397	247	392	236	396	280	313	245	378	243
7:15-8:15 AM	455	210	475	265	467	246	479	279	349	257	445	251
7:30-8:30 AM	541	232	534	257	550	265	524	277	361	274	502	261
7:45-8:45 AM	574	236	617	238	584	266	550	294	395	286	544	264
8:00-9:00 AM	595	231	630	223	618	250	562	290	443	306	570	260

4:00-5:00 PM	390	206	397	247	392	236	396	280	313	245	378	243
4:15-5:15 PM	455	210	475	265	467	246	479	279	349	257	445	251
4:30-5:30 PM	541	232	534	257	550	265	524	277	361	274	502	261
4:45-5:45 PM	574	236	617	238	584	266	550	294	395	286	544	264
5:00-6:00 PM	595	231	630	223	618	250	562	290	443	306	570	260

Client: AECOM SJ
 File Number: 1 - CAMPUS DR WEST SB-OUT
 Route: CAMPUS DR WEST
 Location: N. of JUNIPERO SERRA BLVD

Site Ref: 1
 Direction: SB-OUT

Count Date	9/27/2021		9/28/2021		9/29/2021		9/30/2021		10/1/2021		Average	
Count Time	AM	PM	AM	PM	AM	PM	AM	PM	AM	PM	AM	PM
00:00	9	51	9	57	6	65	5	62	9	67	8	60
00:15	8	44	3	53	5	47	6	58	9	60	6	52
00:30	3	56	1	58	7	55	3	58	4	65	4	58
00:45	4	61	6	62	5	67	6	62	2	40	5	58
01:00	4	60	3	75	2	81	1	66	4	87	3	74
01:15	2	71	2	48	4	75	8	55	5	63	4	62
01:30	3	65	0	82	3	71	1	82	4	83	2	77
01:45	2	78	1	83	1	71	4	76	5	62	3	74
02:00	0	101	3	100	1	89	3	98	3	100	2	98
02:15	5	103	1	106	3	114	4	90	3	90	3	101
02:30	1	103	11	102	12	107	15	83	16	98	11	99
02:45	1	90	3	87	0	85	0	95	2	113	1	94
03:00	2	120	3	124	2	125	3	119	2	130	2	124
03:15	1	107	0	145	3	118	0	125	0	112	1	121
03:30	1	129	0	136	1	133	1	148	2	112	1	132
03:45	0	115	3	135	1	151	2	135	1	112	1	130
04:00	5	138	3	164	4	176	3	158	2	129	3	153
04:15	0	126	3	151	4	157	3	135	2	153	2	144
04:30	2	151	1	181	4	153	2	157	2	138	2	156
04:45	2	133	2	160	2	137	6	146	3	151	3	145
05:00	2	155	2	183	4	169	1	152	2	139	2	160
05:15	4	153	5	189	1	161	3	170	4	164	3	167
05:30	7	138	6	143	9	169	2	191	1	141	5	156
05:45	11	120	12	140	6	130	8	149	9	108	9	129
06:00	4	117	5	124	4	137	3	127	6	118	4	125
06:15	11	105	11	109	17	127	16	124	11	100	13	113
06:30	19	113	14	126	6	113	15	115	10	103	13	114
06:45	16	70	19	103	13	99	14	99	9	92	14	93
07:00	14	81	11	73	24	71	11	105	23	81	17	82
07:15	21	73	23	73	22	81	17	95	30	73	23	79
07:30	49	81	43	75	61	69	59	76	34	73	49	75
07:45	76	60	85	66	76	50	64	64	33	59	67	60
08:00	49	55	43	52	43	52	35	56	31	52	40	53
08:15	28	40	33	52	37	50	50	43	32	43	36	46
08:30	35	29	40	37	39	42	32	39	32	30	36	35
08:45	44	28	44	38	38	23	33	27	32	31	38	29
09:00	40	22	40	27	39	37	26	45	48	30	39	32
09:15	31	17	44	33	40	29	34	34	39	30	38	29
09:30	26	26	36	29	33	24	23	24	27	38	29	28
09:45	29	21	28	16	42	21	21	19	41	49	32	25
10:00	42	22	39	19	36	12	56	24	45	24	44	20
10:15	45	19	42	18	30	20	42	33	35	25	39	23
10:30	39	11	56	35	35	14	55	19	39	26	45	21
10:45	46	9	51	11	43	14	53	12	53	12	49	12
11:00	35	7	40	10	46	7	43	11	49	21	43	11
11:15	39	8	42	11	46	7	53	11	58	14	48	10
11:30	47	15	67	7	57	12	64	12	44	10	56	11
11:45	46	11	48	10	65	10	48	9	54	10	52	10
Totals	910	3508	987	3918	982	3827	957	3893	911	3661	949	3761
Day Total	4418		4905		4809		4850		4572		4711	
AM Pct	20.6%		20.1%		20.4%		19.7%		19.9%		20.2%	
Peak Hour	7:30	16:30	7:30	16:30	7:30	15:45	10:45	17:00	11:00	16:45	11:00	16:30
Peak Volume	202	592	204	713	217	637	213	662	205	595	199	628
P.H.F	0.6645	0.9548	0.6000	0.9431	0.7138	0.9048	0.8320	0.8665	0.8836	0.9070	0.8884	0.9401

AECOM

7:00-8:00 AM	160	548	162	656	183	623	151	596	120	571	155	599
7:15-8:15 AM	195	565	194	675	202	616	175	590	128	581	179	605
7:30-8:30 AM	202	592	204	713	217	620	208	625	130	592	192	628
7:45-8:45 AM	188	579	201	675	195	636	181	659	128	595	179	629
8:00-9:00 AM	156	566	160	655	157	629	150	662	127	552	150	613

4:00-5:00 PM	160	548	162	656	183	623	151	596	120	571	155	599
4:15-5:15 PM	195	565	194	675	202	616	175	590	128	581	179	605
4:30-5:30 PM	202	592	204	713	217	620	208	625	130	592	192	628
4:45-5:45 PM	188	579	201	675	195	636	181	659	128	595	179	629
5:00-6:00 PM	156	566	160	655	157	629	150	662	127	552	150	613

Client: AECOM SJ
 File Number: 2 - STOCKFARM RD EB-IN
 Route: STOCKFARM RD
 Location: E. of SAND HILL RD

Site Ref: 2
 Direction: EB-IN

Count Date	9/27/2021		9/28/2021		9/29/2021		9/30/2021		10/1/2021		Average	
Count Time	AM	PM	AM	PM	AM	PM	AM	PM	AM	PM	AM	PM
00:00	3	35	1	35	2	44	2	37	4	40	2	38
00:15	3	48	2	31	1	48	1	56	1	34	2	43
00:30	2	46	3	49	2	39	2	44	2	44	2	44
00:45	1	41	2	48	2	57	1	48	1	55	1	50
01:00	0	25	0	44	2	55	2	53	2	38	1	43
01:15	0	46	0	45	2	41	1	45	0	44	1	44
01:30	2	28	2	30	1	34	1	28	1	39	1	32
01:45	0	38	0	39	0	28	0	33	0	36	0	35
02:00	0	48	0	49	0	29	2	36	0	25	0	37
02:15	0	37	0	54	1	26	0	43	2	45	1	41
02:30	0	33	0	40	1	46	0	36	0	40	0	39
02:45	2	28	0	36	0	42	0	33	0	37	0	35
03:00	0	38	1	23	0	25	0	35	1	44	0	33
03:15	0	32	2	28	2	40	1	39	2	34	1	35
03:30	2	34	1	39	3	40	5	33	2	31	3	35
03:45	2	38	1	33	3	53	2	42	3	64	2	46
04:00	3	32	3	32	0	35	3	30	3	36	2	33
04:15	2	26	5	42	6	31	3	42	4	42	4	37
04:30	7	26	7	35	11	26	9	30	6	66	8	37
04:45	11	39	9	38	11	35	11	48	8	63	10	45
05:00	15	35	19	41	14	35	18	35	5	71	14	43
05:15	28	41	27	46	18	42	22	32	21	75	23	47
05:30	30	27	54	35	50	49	40	40	38	77	42	46
05:45	49	31	71	32	71	40	62	43	70	60	65	41
06:00	75	34	100	32	78	31	87	30	82	51	84	36
06:15	91	30	128	30	144	53	114	48	128	61	121	44
06:30	110	31	133	30	151	40	143	42	126	63	133	41
06:45	77	13	123	28	109	34	115	34	93	43	103	30
07:00	81	16	107	18	105	24	90	23	84	25	93	21
07:15	84	13	107	15	119	26	139	21	106	26	111	20
07:30	127	14	172	9	141	11	145	11	91	8	135	11
07:45	153	17	151	10	141	14	133	13	94	12	134	13
08:00	109	7	126	13	113	8	113	13	127	11	118	10
08:15	139	5	126	10	144	11	156	12	138	12	141	10
08:30	103	13	148	8	159	7	133	5	135	8	136	8
08:45	119	5	152	5	154	6	138	9	113	9	135	7
09:00	108	9	88	8	134	10	108	14	104	9	108	10
09:15	77	8	101	8	107	5	127	15	83	5	99	8
09:30	91	5	96	11	95	10	118	10	94	8	99	9
09:45	80	8	82	2	72	14	78	5	86	10	80	8
10:00	62	9	68	4	60	9	62	11	55	11	61	9
10:15	51	2	71	7	54	5	66	10	58	8	60	6
10:30	50	5	68	5	62	6	59	6	53	8	58	6
10:45	62	2	50	2	54	4	50	5	49	7	53	4
11:00	50	5	39	3	60	3	54	3	43	7	49	4
11:15	50	2	54	3	50	2	63	6	51	8	54	4
11:30	39	4	52	4	54	3	52	2	45	5	48	4
11:45	40	1	48	1	33	3	59	2	58	3	48	2
Totals	2190	1110	2600	1190	2596	1279	2590	1291	2272	1558	2450	1286
Day Total	3300		3790		3875		3881		3830		3735	
AM Pct	66.4%		68.6%		67.0%		66.7%		59.3%		65.6%	
Peak Hour	7:30	12:00	7:30	12:30	8:15	12:15	7:30	12:15	8:00	16:45	8:00	12:30
Peak Volume	528	170	575	186	591	199	547	201	513	286	530	181
P.H.F	0.8627	0.8854	0.8358	0.9490	0.9292	0.8728	0.8766	0.8973	0.9293	0.9286	0.9397	0.9050

AECOM

7:00-8:00 AM	445	123	537	147	506	127	507	150	375	207	474	151
7:15-8:15 AM	473	126	556	156	514	127	530	155	418	242	498	161
7:30-8:30 AM	528	141	575	160	539	138	547	145	450	275	528	172
7:45-8:45 AM	504	142	551	160	557	161	535	155	494	286	528	181
8:00-9:00 AM	470	134	552	154	570	166	540	150	513	283	529	177

4:00-5:00 PM	445	123	537	147	506	127	507	150	375	207	474	151
4:15-5:15 PM	473	126	556	156	514	127	530	155	418	242	498	161
4:30-5:30 PM	528	141	575	160	539	138	547	145	450	275	528	172
4:45-5:45 PM	504	142	551	160	557	161	535	155	494	286	528	181
5:00-6:00 PM	470	134	552	154	570	166	540	150	513	283	529	177

Client: AECOM SJ
 File Number: 2 - STOCKFARM RD WB-OUT
 Route: STOCKFARM RD
 Location: E. of SAND HILL RD

Site Ref: 2
 Direction: WB-OUT

Count Date	9/27/2021		9/28/2021		9/29/2021		9/30/2021		10/1/2021		Average	
Count Time	AM	PM	AM	PM	AM	PM	AM	PM	AM	PM	AM	PM
00:00	6	31	7	37	6	35	8	28	7	43	7	35
00:15	7	39	5	37	6	31	7	35	10	46	7	38
00:30	10	42	6	48	5	33	5	54	2	38	6	43
00:45	2	35	7	38	1	35	2	36	4	39	3	37
01:00	3	33	2	44	2	29	2	35	5	31	3	34
01:15	2	55	2	51	5	43	2	40	3	51	3	48
01:30	2	37	5	44	3	52	2	45	7	41	4	44
01:45	3	48	2	42	1	66	3	53	2	41	2	50
02:00	1	42	1	37	0	46	2	33	0	44	1	40
02:15	0	44	0	46	1	50	2	60	2	53	1	51
02:30	3	63	1	52	3	49	2	55	1	66	2	57
02:45	1	63	6	52	5	77	5	67	5	68	4	65
03:00	0	77	1	82	1	68	1	60	0	52	1	68
03:15	0	67	1	77	0	62	0	92	0	56	0	71
03:30	2	66	0	87	0	76	0	89	0	71	0	78
03:45	0	75	0	86	1	112	0	74	1	96	0	89
04:00	1	72	0	84	0	73	2	84	0	79	1	78
04:15	0	82	0	75	0	98	0	88	1	104	0	89
04:30	2	91	2	105	0	111	0	114	0	85	1	101
04:45	6	112	2	98	2	113	1	105	1	98	2	105
05:00	3	120	0	131	4	124	1	127	1	113	2	123
05:15	8	148	0	129	1	135	3	142	1	130	3	137
05:30	1	127	2	162	1	165	0	143	0	130	1	145
05:45	13	143	0	142	3	152	1	131	0	126	3	139
06:00	27	132	2	112	6	141	4	115	4	109	9	122
06:15	32	118	6	120	9	130	7	119	4	103	12	118
06:30	25	100	8	119	6	109	8	110	5	100	10	108
06:45	24	122	2	114	3	87	4	100	5	75	8	100
07:00	28	83	8	95	9	84	8	108	12	79	13	90
07:15	27	69	7	83	11	85	16	99	8	85	14	84
07:30	29	89	8	80	16	80	17	79	16	74	17	80
07:45	44	72	9	59	16	80	13	72	12	65	19	70
08:00	48	52	19	70	14	66	25	48	11	55	23	58
08:15	42	33	32	46	38	47	45	56	16	44	35	45
08:30	40	32	29	44	37	33	15	45	10	37	26	38
08:45	39	19	27	23	31	32	26	35	10	26	27	27
09:00	43	16	22	27	21	19	18	22	30	20	27	21
09:15	27	20	19	21	23	14	21	19	30	25	24	20
09:30	46	21	22	26	27	36	26	35	26	38	29	31
09:45	36	22	16	22	27	21	23	26	19	47	24	28
10:00	43	19	26	27	26	17	41	21	30	97	33	36
10:15	18	19	28	11	19	16	26	20	28	44	24	22
10:30	39	10	21	20	34	15	29	12	19	21	28	16
10:45	14	6	21	6	13	6	27	17	30	11	21	9
11:00	23	7	32	8	23	11	35	8	25	8	28	8
11:15	42	9	30	12	31	9	31	8	31	17	33	11
11:30	41	7	33	6	43	12	38	9	26	15	36	10
11:45	31	11	21	7	28	7	43	15	29	12	30	10
Totals	884	2800	500	2944	562	2992	597	2988	489	2908	606	2926
Day Total	3684		3444		3554		3585		3397		3533	
AM Pct	24.0%		14.5%		15.8%		16.7%		14.4%		17.2%	
Peak Hour	7:45	17:15	10:45	17:00	8:15	17:15	11:00	17:00	10:45	17:00	11:00	17:00
Peak Volume	174	550	116	564	127	593	147	543	112	499	127	544
P.H.F	0.9063	0.9291	0.8788	0.8704	0.8355	0.8985	0.8547	0.9493	0.9032	0.9596	0.8819	0.9379

AECOM

7:00-8:00 AM	128	357	32	362	52	395	54	391	48	366	63	374
7:15-8:15 AM	148	405	43	409	57	446	71	434	47	400	73	419
7:30-8:30 AM	163	471	68	463	84	483	100	488	55	426	94	466
7:45-8:45 AM	174	507	89	520	105	537	98	517	49	471	103	510
8:00-9:00 AM	169	538	107	564	120	576	111	543	47	499	111	544

4:00-5:00 PM	128	357	32	362	52	395	54	391	48	366	63	374
4:15-5:15 PM	148	405	43	409	57	446	71	434	47	400	73	419
4:30-5:30 PM	163	471	68	463	84	483	100	488	55	426	94	466
4:45-5:45 PM	174	507	89	520	105	537	98	517	49	471	103	510
5:00-6:00 PM	169	538	107	564	120	576	111	543	47	499	111	544

Client: AECOM SJ
 File Number: 3 - WELCH RD SB-IN
 Route: WELCH RD
 Location: N. of OAK RD

Site Ref: 3
 Direction: SB-IN

Count Date	9/27/2021		9/28/2021		9/29/2021		9/30/2021		10/1/2021		Average	
Count Time	AM	PM	AM	PM	AM	PM	AM	PM	AM	PM	AM	PM
00:00	1	18	4	24	3	34	0	30	1	21	2	25
00:15	2	24	1	29	0	21	2	27	2	21	1	24
00:30	0	20	1	22	1	37	2	26	1	19	1	25
00:45	1	32	1	31	1	36	0	23	2	27	1	30
01:00	0	23	0	26	1	24	2	25	0	25	1	25
01:15	1	30	0	29	0	23	0	31	2	20	1	27
01:30	3	30	0	18	1	30	2	37	1	26	1	28
01:45	4	35	1	27	1	27	2	31	1	27	2	29
02:00	0	23	4	20	3	21	1	19	4	24	2	21
02:15	2	22	4	19	3	29	6	26	4	25	4	24
02:30	0	34	2	26	0	38	3	27	0	27	1	30
02:45	0	25	1	33	1	36	1	33	3	41	1	34
03:00	1	30	1	25	0	36	0	33	0	23	0	29
03:15	2	22	0	26	1	26	0	27	0	31	1	26
03:30	4	48	2	33	4	45	2	53	0	34	2	43
03:45	0	30	0	40	1	39	3	34	3	32	1	35
04:00	3	43	1	36	2	53	0	46	0	48	1	45
04:15	4	40	5	36	4	43	7	34	5	35	5	38
04:30	2	32	6	52	7	35	10	40	2	39	5	40
04:45	7	29	11	45	10	34	8	32	14	34	10	35
05:00	4	37	2	43	7	38	7	51	9	20	6	38
05:15	12	30	9	42	9	44	8	37	13	27	10	36
05:30	12	36	19	37	19	36	11	36	13	38	15	37
05:45	22	28	24	43	24	41	20	45	15	36	21	39
06:00	27	33	25	29	26	37	24	41	32	32	27	34
06:15	22	21	23	17	21	25	21	24	18	16	21	21
06:30	26	20	28	17	21	16	19	27	22	22	23	20
06:45	28	11	30	24	34	17	30	25	21	22	29	20
07:00	21	19	25	13	30	14	22	22	26	11	25	16
07:15	21	17	33	14	24	21	39	16	27	18	29	17
07:30	40	32	34	18	41	16	42	19	42	17	40	20
07:45	46	11	32	14	34	9	35	24	30	7	35	13
08:00	34	10	37	10	44	11	38	11	35	12	38	11
08:15	28	9	33	8	35	15	38	6	37	9	34	9
08:30	40	5	42	11	42	10	34	10	36	10	39	9
08:45	38	2	40	6	39	7	36	6	39	9	38	6
09:00	36	5	30	3	34	4	31	6	32	8	33	5
09:15	35	10	28	11	32	8	33	8	32	9	32	9
09:30	35	2	34	6	29	5	34	10	22	3	31	5
09:45	34	9	43	4	38	7	31	7	33	3	36	6
10:00	32	3	36	5	23	10	26	5	24	7	28	6
10:15	26	5	38	2	32	4	25	5	32	5	31	4
10:30	22	6	28	7	26	3	28	6	22	7	25	6
10:45	22	3	27	5	33	6	23	3	35	0	28	3
11:00	12	4	18	2	15	3	36	6	28	5	22	4
11:15	29	6	25	8	28	6	26	7	23	5	26	6
11:30	19	8	23	6	34	3	32	9	31	6	28	6
11:45	18	1	27	3	21	5	18	2	29	6	23	3
Totals	778	973	838	1005	839	1088	818	1108	803	949	815	1025
Day Total	1751		1843		1927		1926		1752		1840	
AM Pct	44.4%		45.5%		43.5%		42.5%		45.8%		44.3%	
Peak Hour	8:30	15:30	8:00	16:30	8:00	15:30	7:15	17:00	8:00	16:00	8:00	15:30
Peak Volume	149	161	152	182	160	180	154	169	147	156	149	161
P.H.F	0.9313	0.8385	0.9048	0.8750	0.9091	0.8491	0.9167	0.8284	0.9423	0.8125	0.9551	0.8944

AECOM

7:00-8:00 AM	128	144	124	169	129	165	138	152	125	156	129	157
7:15-8:15 AM	141	138	136	176	143	150	154	157	134	128	142	150
7:30-8:30 AM	148	128	136	182	154	151	153	160	144	120	147	148
7:45-8:45 AM	148	132	144	167	155	152	145	156	138	119	146	145
8:00-9:00 AM	140	131	152	165	160	159	146	169	147	121	149	149

4:00-5:00 PM	128	144	124	169	129	165	138	152	125	156	129	157
4:15-5:15 PM	141	138	136	176	143	150	154	157	134	128	142	150
4:30-5:30 PM	148	128	136	182	154	151	153	160	144	120	147	148
4:45-5:45 PM	148	132	144	167	155	152	145	156	138	119	146	145
5:00-6:00 PM	140	131	152	165	160	159	146	169	147	121	149	149

Client: AECOM SJ
 File Number: 3 - WELCH RD NB-OUT
 Route: WELCH RD
 Location: N. of OAK RD

Site Ref: 3
 Direction: NB-OUT

Count Date	9/27/2021		9/28/2021		9/29/2021		9/30/2021		10/1/2021		Average	
Count Time	AM	PM	AM	PM	AM	PM	AM	PM	AM	PM	AM	PM
00:00	1	26	7	27	2	25	3	34	5	26	4	28
00:15	1	36	3	35	1	26	3	31	4	30	2	32
00:30	0	33	0	34	3	35	4	42	3	21	2	33
00:45	2	39	1	29	0	39	4	42	1	45	2	39
01:00	0	25	3	31	2	24	2	31	5	26	2	27
01:15	0	39	2	28	2	38	0	41	3	25	1	34
01:30	1	24	0	28	1	21	1	32	2	37	1	28
01:45	3	33	2	27	1	38	1	29	2	23	2	30
02:00	1	31	2	40	1	35	1	25	2	29	1	32
02:15	2	41	6	40	3	31	4	37	4	23	4	34
02:30	0	39	25	29	23	46	31	32	25	46	21	38
02:45	1	26	0	41	4	34	0	29	1	29	1	32
03:00	0	31	0	40	1	40	3	35	0	25	1	34
03:15	1	28	3	36	2	30	0	36	1	29	1	32
03:30	1	44	0	39	2	39	4	30	0	34	1	37
03:45	1	37	0	34	1	40	2	34	1	39	1	37
04:00	1	31	2	40	1	38	0	41	3	31	1	36
04:15	1	31	2	30	0	41	2	40	2	38	1	36
04:30	4	30	3	40	4	36	3	39	1	38	3	37
04:45	6	42	5	46	2	38	5	39	13	43	6	42
05:00	3	33	6	36	8	43	8	50	5	35	6	39
05:15	8	46	9	36	9	39	9	43	10	42	9	41
05:30	4	46	6	35	2	45	9	42	6	38	5	41
05:45	21	37	13	40	13	34	10	37	15	24	14	34
06:00	21	30	16	28	17	51	15	41	19	49	18	40
06:15	31	41	34	48	27	53	31	60	32	47	31	50
06:30	34	50	30	48	33	43	29	47	29	49	31	47
06:45	27	23	21	40	30	35	21	40	17	35	23	35
07:00	22	26	20	33	27	33	16	26	12	24	19	28
07:15	26	35	23	23	24	31	31	39	20	23	25	30
07:30	27	21	29	24	30	22	33	27	30	23	30	23
07:45	46	20	34	21	25	15	36	16	16	19	31	18
08:00	44	15	29	13	35	11	28	12	29	11	33	12
08:15	43	19	31	12	38	14	37	10	40	18	38	15
08:30	33	9	38	11	24	14	32	10	39	10	33	11
08:45	31	8	42	14	45	10	35	9	40	12	39	11
09:00	19	7	25	5	30	1	25	11	32	9	26	7
09:15	20	5	18	8	19	4	24	8	26	9	21	7
09:30	20	4	29	11	28	6	30	11	20	3	25	7
09:45	34	9	33	8	28	7	29	5	33	17	31	9
10:00	26	9	28	2	32	8	28	6	20	7	27	6
10:15	36	1	28	13	25	12	30	9	25	10	29	9
10:30	26	9	29	9	25	12	23	7	17	6	24	9
10:45	18	3	34	10	27	0	21	10	29	7	26	6
11:00	23	7	29	5	31	4	31	4	33	5	29	5
11:15	25	6	33	5	33	1	22	7	29	5	28	5
11:30	24	4	35	6	30	8	30	1	21	5	28	5
11:45	22	4	32	1	33	1	38	0	35	4	32	2
Totals	741	1193	800	1239	784	1251	784	1287	757	1183	773	1231
Day Total	1934		2039		2035		2071		1940		2004	
AM Pct	38.3%		39.2%		38.5%		37.9%		39.0%		38.6%	
Peak Hour	7:45	16:45	8:00	18:15	8:00	17:30	7:30	18:00	8:15	18:00	8:00	18:00
Peak Volume	166	167	140	169	142	183	134	188	151	180	143	172
P.H.F	0.9022	0.9076	0.8333	0.8802	0.7889	0.8632	0.9054	0.7833	0.9438	0.9184	0.9167	0.8600

AECOM

7:00-8:00 AM	121	134	106	156	106	153	116	159	78	150	105	150
7:15-8:15 AM	143	136	115	152	114	158	128	168	95	154	119	154
7:30-8:30 AM	160	151	123	158	128	156	134	171	115	158	132	159
7:45-8:45 AM	166	167	132	153	122	165	133	174	124	158	135	163
8:00-9:00 AM	151	162	140	147	142	161	132	172	148	139	143	156

4:00-5:00 PM	121	134	106	156	106	153	116	159	78	150	105	150
4:15-5:15 PM	143	136	115	152	114	158	128	168	95	154	119	154
4:30-5:30 PM	160	151	123	158	128	156	134	171	115	158	132	159
4:45-5:45 PM	166	167	132	153	122	165	133	174	124	158	135	163
5:00-6:00 PM	151	162	140	147	142	161	132	172	148	139	143	156

Client: AECOM SJ
 File Number: 4 - QUARRY RD SB-IN
 Route: QUARRY RD
 Location: N. of QUARRY RD EXTENSION

Site Ref: 4
 Direction: SB-IN

Count Date	9/27/2021		9/28/2021		9/29/2021		9/30/2021		10/1/2021		Average	
Count Time	AM	PM	AM	PM	AM	PM	AM	PM	AM	PM	AM	PM
00:00	4	53	6	28	3	42	5	51	7	47	5	44
00:15	1	61	1	48	5	30	1	59	3	38	2	47
00:30	2	45	7	61	8	67	2	43	3	31	4	49
00:45	2	41	7	31	2	34	1	42	1	44	3	38
01:00	3	44	6	27	1	32	3	56	0	46	3	41
01:15	1	31	2	37	5	49	0	47	1	40	2	41
01:30	2	53	1	57	3	67	0	52	4	44	2	55
01:45	1	65	0	69	3	38	0	45	6	56	2	55
02:00	3	49	5	44	2	50	3	47	1	40	3	46
02:15	2	40	2	38	6	35	4	50	6	59	4	44
02:30	0	73	2	41	5	57	0	38	7	52	3	52
02:45	1	64	6	47	13	47	0	41	10	53	6	50
03:00	4	47	1	42	2	55	4	39	12	42	5	45
03:15	5	57	17	55	2	41	5	65	8	45	7	53
03:30	14	50	9	57	13	63	13	53	4	56	11	56
03:45	10	51	8	65	10	62	10	41	10	43	10	52
04:00	5	53	4	51	5	44	4	53	10	50	6	50
04:15	17	57	2	64	26	50	16	49	12	51	15	54
04:30	14	52	24	41	3	61	13	59	7	62	12	55
04:45	18	33	11	61	6	64	17	49	9	43	12	50
05:00	30	42	23	50	10	58	29	49	11	45	21	49
05:15	32	44	27	60	27	57	31	41	29	64	29	53
05:30	35	55	41	51	30	59	34	56	27	50	33	54
05:45	48	35	50	70	65	41	46	58	44	59	51	53
06:00	51	53	41	36	44	48	49	40	46	54	46	46
06:15	50	39	62	31	42	31	48	48	59	40	52	38
06:30	67	44	51	19	52	30	64	59	50	59	57	42
06:45	31	42	35	37	32	38	30	35	39	49	33	40
07:00	35	42	57	47	36	24	34	34	47	41	42	38
07:15	37	24	33	36	46	33	36	24	35	23	37	28
07:30	42	25	50	38	50	41	40	30	30	42	42	35
07:45	51	39	45	37	43	30	49	34	48	29	47	34
08:00	50	23	40	20	55	24	48	25	37	29	46	24
08:15	41	12	72	20	59	23	39	21	51	11	52	17
08:30	70	19	44	19	38	33	67	27	34	20	51	24
08:45	55	16	59	18	46	11	53	24	47	19	52	18
09:00	38	15	40	20	45	11	37	19	50	15	42	16
09:15	41	10	50	14	47	2	39	26	52	15	46	13
09:30	56	16	60	10	55	14	54	8	45	24	54	14
09:45	79	18	47	21	42	16	76	16	46	38	58	22
10:00	46	20	28	19	24	10	44	28	43	23	37	20
10:15	45	7	32	11	34	12	43	16	33	29	37	15
10:30	31	9	57	9	35	15	30	11	54	15	41	12
10:45	45	8	38	6	44	19	43	15	45	7	43	11
11:00	37	10	37	19	43	7	36	7	39	6	38	10
11:15	45	11	55	20	62	12	43	16	46	10	50	14
11:30	47	13	40	6	59	7	45	3	46	12	47	8
11:45	48	9	34	5	63	5	46	10	52	4	49	7
Totals	1392	1719	1369	1713	1351	1699	1334	1759	1306	1774	1350	1733
Day Total	3111		3082		3050		3093		3080		3083	
AM Pct	44.7%		44.4%		44.3%		43.1%		42.4%		43.8%	
Peak Hour	9:30	14:30	8:00	15:30	11:00	16:30	9:30	15:15	5:45	17:15	5:45	15:30
Peak Volume	226	241	215	237	227	240	217	212	199	227	206	212
P.H.F	0.7152	0.8253	0.7465	0.9115	0.9008	0.9375	0.7138	0.8154	0.8432	0.8867	0.9035	0.9464

AECOM

7:00-8:00 AM	165	195	185	217	175	219	159	210	160	206	169	209
7:15-8:15 AM	180	184	168	216	194	233	173	206	150	201	173	208
7:30-8:30 AM	184	171	207	212	207	240	176	198	166	214	188	207
7:45-8:45 AM	212	174	201	222	195	238	203	195	170	202	196	206
8:00-9:00 AM	216	176	215	231	198	215	207	204	169	218	201	209
4:00-5:00 PM	165	195	185	217	175	219	159	210	160	206	169	209
4:15-5:15 PM	180	184	168	216	194	233	173	206	150	201	173	208
4:30-5:30 PM	184	171	207	212	207	240	176	198	166	214	188	207
4:45-5:45 PM	212	174	201	222	195	238	203	195	170	202	196	206
5:00-6:00 PM	216	176	215	231	198	215	207	204	169	218	201	209

Client: AECOM SJ
 File Number: 4 - QUARRY RD NB-OUT
 Route: QUARRY RD
 Location: N. of QUARRY RD EXTENSION

Site Ref: 4
 Direction: NB-OUT

Count Date	9/27/2021		9/28/2021		9/29/2021		9/30/2021		10/1/2021		Average	
Count Time	AM	PM	AM	PM	AM	PM	AM	PM	AM	PM	AM	PM
00:00	2	42	7	37	7	27	3	40	5	31	5	35
00:15	4	57	7	32	8	35	6	55	5	40	6	44
00:30	7	33	7	32	3	46	7	32	1	34	5	35
00:45	2	30	3	32	2	48	1	25	0	41	2	35
01:00	0	38	3	38	5	36	1	43	2	35	2	38
01:15	2	27	6	34	1	27	2	31	4	25	3	29
01:30	0	40	3	40	2	52	1	22	3	28	2	36
01:45	1	49	3	33	5	34	0	34	1	30	2	36
02:00	3	44	4	38	5	40	3	44	1	29	3	39
02:15	0	34	1	19	4	26	1	27	3	34	2	28
02:30	2	48	2	40	2	42	2	36	4	43	2	42
02:45	1	31	3	28	0	40	0	30	1	44	1	35
03:00	1	31	2	36	0	32	0	26	1	33	1	32
03:15	4	60	2	41	3	44	4	43	6	48	4	47
03:30	6	52	8	53	1	46	6	58	7	45	6	51
03:45	6	38	0	40	9	48	6	39	7	53	6	44
04:00	4	48	2	37	6	37	4	40	3	43	4	41
04:15	3	41	7	37	11	36	3	57	3	48	5	44
04:30	10	64	10	42	11	55	10	34	13	46	11	48
04:45	14	57	14	44	13	58	13	51	11	50	13	52
05:00	9	46	3	52	2	58	9	59	16	43	8	52
05:15	10	41	14	47	10	50	10	59	6	52	10	50
05:30	16	49	8	33	10	33	15	52	10	46	12	43
05:45	12	40	23	45	19	42	12	49	15	55	16	46
06:00	26	34	12	45	19	45	25	33	24	47	21	41
06:15	22	38	16	28	29	45	21	34	26	38	23	37
06:30	41	21	31	32	26	20	39	38	32	53	34	33
06:45	28	27	32	23	51	24	27	24	51	23	38	24
07:00	29	27	45	25	31	30	28	29	36	41	34	30
07:15	17	23	27	38	23	29	16	27	21	22	21	28
07:30	37	20	37	20	31	31	36	41	36	19	35	26
07:45	35	19	35	24	20	15	34	25	36	30	32	23
08:00	25	10	27	13	40	12	24	15	28	23	29	15
08:15	34	13	25	14	40	21	33	22	27	13	32	17
08:30	41	8	38	13	33	11	39	6	26	20	35	12
08:45	23	8	34	8	32	11	22	9	20	13	26	10
09:00	23	10	26	9	21	9	22	13	29	12	24	11
09:15	16	14	12	6	29	9	15	15	19	11	18	11
09:30	21	10	27	13	21	3	20	11	18	30	21	13
09:45	26	16	28	15	18	8	25	9	30	19	25	13
10:00	19	11	25	9	21	10	18	15	30	13	23	12
10:15	23	10	16	9	35	4	22	7	16	14	22	9
10:30	29	9	29	6	24	3	28	10	31	7	28	7
10:45	19	9	27	8	27	8	18	7	30	10	24	8
11:00	40	7	34	6	36	6	38	6	26	6	35	6
11:15	51	4	34	10	33	9	49	12	37	9	41	9
11:30	43	8	27	2	32	11	41	13	33	16	35	10
11:45	30	8	26	10	44	6	29	4	52	6	36	7
Totals	817	1404	812	1296	855	1372	788	1411	842	1471	823	1391
Day Total	2221		2108		2227		2199		2313		2214	
AM Pct	36.8%		38.5%		38.4%		35.8%		36.4%		37.2%	
Peak Hour	11:00	16:00	7:00	16:30	8:00	16:30	11:00	16:45	11:00	17:15	11:00	16:30
Peak Volume	164	210	144	185	145	221	157	221	148	200	147	202
P.H.F	0.8039	0.8203	0.8000	0.8894	0.9063	0.9526	0.8010	0.9364	0.7115	0.9091	0.8963	0.9712

AECOM

7:00-8:00 AM	118	210	144	160	105	186	114	182	129	187	122	185
7:15-8:15 AM	114	208	126	175	114	207	110	201	121	187	117	196
7:30-8:30 AM	131	208	124	185	131	221	127	203	127	191	128	202
7:45-8:45 AM	135	193	125	176	133	199	130	221	117	191	128	196
8:00-9:00 AM	123	176	124	177	145	183	118	219	101	196	122	190

4:00-5:00 PM	118	210	144	160	105	186	114	182	129	187	122	185
4:15-5:15 PM	114	208	126	175	114	207	110	201	121	187	117	196
4:30-5:30 PM	131	208	124	185	131	221	127	203	127	191	128	202
4:45-5:45 PM	135	193	125	176	133	199	130	221	117	191	128	196
5:00-6:00 PM	123	176	124	177	145	183	118	219	101	196	122	190

Client: AECOM SJ
 File Number: 5 - PALM DR SB-IN
 Route: PALM DR
 Location: S. of ARBORETUM RD

Site Ref: 5
 Direction: SB-IN

Count Date	9/27/2021		9/28/2021		9/29/2021		9/30/2021		10/1/2021		Average	
Count Time	AM	PM	AM	PM	AM	PM	AM	PM	AM	PM	AM	PM
00:00	4	42	4	55	2	46	2	47	18	63	6	51
00:15	3	43	0	49	3	51	3	36	27	51	7	46
00:30	1	42	6	48	2	49	6	65	14	52	6	51
00:45	2	52	1	38	1	48	2	68	15	61	4	53
01:00	1	64	1	50	2	51	3	66	14	67	4	60
01:15	2	59	4	49	1	50	1	51	13	49	4	52
01:30	1	36	1	47	1	49	2	58	9	67	3	51
01:45	2	32	2	41	0	42	3	62	11	64	4	48
02:00	1	45	0	39	0	41	0	45	6	50	1	44
02:15	2	47	2	35	5	39	4	48	3	66	3	47
02:30	1	47	2	50	1	54	0	60	1	58	1	54
02:45	0	55	0	54	0	50	2	51	2	71	1	56
03:00	1	42	1	41	1	60	2	48	0	73	1	53
03:15	3	34	3	41	0	57	1	45	3	71	2	50
03:30	4	48	4	46	5	52	2	56	2	58	3	52
03:45	1	73	2	59	4	70	6	61	5	81	4	69
04:00	3	60	3	50	8	52	5	50	5	87	5	60
04:15	6	52	9	48	6	61	5	67	5	76	6	61
04:30	7	45	7	53	11	45	7	35	7	89	8	53
04:45	18	51	21	66	20	61	22	61	24	81	21	64
05:00	24	51	20	60	23	50	30	67	24	87	24	63
05:15	21	67	32	61	22	68	27	63	30	100	26	72
05:30	43	58	37	52	40	48	33	62	40	87	39	61
05:45	55	67	59	60	75	67	53	67	47	117	58	76
06:00	37	76	39	48	52	48	42	62	43	114	43	70
06:15	51	56	59	52	59	52	63	54	61	120	59	67
06:30	63	52	77	48	62	62	62	70	55	87	64	64
06:45	68	46	61	47	69	64	71	53	63	75	66	57
07:00	54	43	44	46	46	56	56	52	50	69	50	53
07:15	51	23	47	31	55	44	45	50	54	55	50	41
07:30	61	35	76	44	59	38	56	28	53	45	61	38
07:45	80	37	57	27	69	32	64	48	46	55	63	40
08:00	66	34	62	35	84	25	66	27	82	71	72	38
08:15	100	31	98	28	103	31	107	36	99	48	101	35
08:30	85	23	124	35	102	40	98	32	85	44	99	35
08:45	102	23	98	17	105	39	102	23	77	36	97	28
09:00	88	26	98	16	104	30	100	29	86	49	95	30
09:15	106	21	105	19	78	25	98	30	80	44	93	28
09:30	87	25	95	19	84	21	90	23	76	51	86	28
09:45	62	16	72	19	67	30	54	31	53	55	62	30
10:00	61	13	61	25	53	19	58	45	54	42	57	29
10:15	48	11	47	21	51	19	54	28	63	29	53	22
10:30	51	6	37	9	44	11	54	18	63	20	50	13
10:45	33	8	43	15	52	16	53	27	68	26	50	18
11:00	41	9	39	10	48	10	50	20	45	21	45	14
11:15	60	6	49	7	55	8	58	10	59	15	56	9
11:30	51	6	43	10	52	3	55	22	63	13	53	11
11:45	57	4	42	4	54	6	46	29	68	18	53	12
Totals	1769	1842	1794	1824	1840	1990	1823	2186	1871	2928	1819	2154
Day Total	3611		3618		3830		4009		4799		3973	
AM Pct	49.0%		49.6%		48.0%		45.5%		39.0%		45.8%	
Peak Hour	8:45	17:15	8:30	16:30	8:15	15:00	8:15	17:00	8:15	17:30	8:15	17:15
Peak Volume	383	268	425	240	414	239	407	259	347	438	392	279
P.H.F	0.9033	0.8816	0.8569	0.9091	0.9857	0.8536	0.9509	0.9664	0.8763	0.9125	0.9703	0.9178

AECOM

7:00-8:00 AM	246	208	224	217	229	219	221	213	203	333	225	238
7:15-8:15 AM	258	199	242	227	267	217	231	230	235	333	247	241
7:30-8:30 AM	307	214	293	240	315	224	293	226	280	357	298	252
7:45-8:45 AM	331	227	341	239	358	227	335	253	312	355	335	260
8:00-9:00 AM	353	243	382	233	394	233	373	259	343	391	369	272

4:00-5:00 PM	246	208	224	217	229	219	221	213	203	333	225	238
4:15-5:15 PM	258	199	242	227	267	217	231	230	235	333	247	241
4:30-5:30 PM	307	214	293	240	315	224	293	226	280	357	298	252
4:45-5:45 PM	331	227	341	239	358	227	335	253	312	355	335	260
5:00-6:00 PM	353	243	382	233	394	233	373	259	343	391	369	272

Client: AECOM SJ
 File Number: 5 - PALM DR NB-OUT
 Route: PALM DR
 Location: S. of ARBORETUM RD

Site Ref: 5
 Direction: OUT

Count Date	9/27/2021		9/28/2021		9/29/2021		9/30/2021		10/1/2021		Average	
Count Time	AM	PM	AM	PM	AM	PM	AM	PM	AM	PM	AM	PM
00:00	5	25	3	26	5	40	3	35	7	36	5	32
00:15	5	30	1	31	2	34	5	36	15	39	6	34
00:30	4	28	2	30	1	33	3	24	12	41	4	31
00:45	3	33	2	38	0	34	3	45	8	43	3	39
01:00	3	35	12	33	8	44	11	63	14	41	10	43
01:15	2	38	0	38	3	34	0	44	5	41	2	39
01:30	2	39	1	52	4	44	0	36	3	58	2	46
01:45	0	34	3	35	0	49	1	42	4	43	2	41
02:00	1	30	2	40	0	47	1	41	7	47	2	41
02:15	2	44	3	45	3	48	5	32	2	38	3	41
02:30	8	49	8	44	9	59	10	46	14	55	10	51
02:45	1	46	0	45	1	33	0	49	3	45	1	44
03:00	2	45	0	61	1	52	0	62	0	73	1	59
03:15	0	67	0	56	1	65	1	50	1	64	1	60
03:30	0	62	0	74	0	58	1	62	2	61	1	63
03:45	0	59	0	51	1	55	3	63	2	60	1	58
04:00	1	63	0	50	1	57	2	48	1	70	1	58
04:15	0	60	6	61	6	64	2	64	3	59	3	62
04:30	9	46	9	64	7	69	9	60	10	63	9	60
04:45	2	60	0	59	1	65	0	49	1	61	1	59
05:00	0	69	3	81	2	87	4	92	3	73	2	80
05:15	2	85	4	93	1	86	2	87	2	84	2	87
05:30	1	60	1	71	0	68	3	72	2	71	1	68
05:45	5	66	1	73	2	59	3	69	1	79	2	69
06:00	3	71	2	77	2	53	2	74	3	67	2	68
06:15	7	64	4	69	10	85	9	72	7	91	7	76
06:30	8	46	5	58	7	61	8	69	6	81	7	63
06:45	14	68	15	46	10	72	8	55	12	71	12	62
07:00	17	72	14	65	17	65	21	75	17	66	17	69
07:15	19	59	16	47	17	66	14	61	9	81	15	63
07:30	15	49	18	54	26	52	14	53	15	64	18	54
07:45	23	38	19	28	22	45	17	45	13	61	19	43
08:00	12	37	18	25	21	36	24	31	16	54	18	37
08:15	17	37	17	41	15	41	13	36	17	54	16	42
08:30	22	18	12	33	17	44	16	22	18	36	17	31
08:45	14	27	18	28	24	30	19	25	32	33	21	29
09:00	13	15	20	26	13	20	14	27	20	30	16	24
09:15	12	14	18	21	18	50	26	53	23	36	19	35
09:30	15	15	25	21	23	18	20	29	21	73	21	31
09:45	11	18	23	16	19	25	34	42	25	106	22	41
10:00	20	16	17	15	21	13	14	21	36	54	22	24
10:15	20	14	13	13	20	15	23	26	20	18	19	17
10:30	23	18	28	16	25	12	27	24	27	18	26	18
10:45	32	11	27	2	28	9	25	19	30	20	28	12
11:00	25	9	19	7	23	7	27	13	25	14	24	10
11:15	14	9	39	12	25	13	34	18	21	20	27	14
11:30	36	12	29	14	30	10	29	21	45	18	34	15
11:45	23	4	26	8	40	9	37	11	43	12	34	9
Totals	473	1914	503	1993	532	2135	547	2193	623	2523	536	2152
Day Total	2387		2496		2667		2740		3146		2687	
AM Pct	19.8%		20.2%		19.9%		20.0%		19.8%		19.9%	
Peak Hour	10:45	17:15	10:45	17:00	11:00	16:30	11:00	17:00	11:00	17:45	11:00	17:00
Peak Volume	107	282	114	318	118	307	127	320	134	318	119	304
P.H.F	0.7431	0.8294	0.7308	0.8548	0.7375	0.8822	0.8581	0.8696	0.7444	0.8736	0.8750	0.8736

AECOM

7:00-8:00 AM	74	229	67	234	82	255	66	221	54	253	69	238
7:15-8:15 AM	69	235	71	265	86	285	69	265	53	256	70	261
7:30-8:30 AM	67	260	72	297	84	307	68	288	61	281	70	287
7:45-8:45 AM	74	274	66	304	75	306	70	300	64	289	70	295
8:00-9:00 AM	65	280	65	318	77	300	72	320	83	307	72	305

4:00-5:00 PM	74	229	67	234	82	255	66	221	54	253	69	238
4:15-5:15 PM	69	235	71	265	86	285	69	265	53	256	70	261
4:30-5:30 PM	67	260	72	297	84	307	68	288	61	281	70	287
4:45-5:45 PM	74	274	66	304	75	306	70	300	64	289	70	295
5:00-6:00 PM	65	280	65	318	77	300	72	320	83	307	72	305

Client: AECOM SJ
 File Number: 6 - LAUSEN ST NB-OUT
 Route: LAUSEN ST
 Location: S. of ARBORETUM RD

Site Ref: 6
 Direction: NB-OUT

Count Date	9/27/2021		9/28/2021		9/29/2021		9/30/2021		10/1/2021		Average	
Count Time	AM	PM	AM	PM	AM	PM	AM	PM	AM	PM	AM	PM
00:00	0	1	0	2	0	2	0	2	1	3	0	2
00:15	0	8	0	3	0	0	0	2	0	1	0	3
00:30	1	2	0	2	0	3	0	2	0	3	0	2
00:45	0	9	0	2	0	3	0	4	0	4	0	4
01:00	0	11	0	3	0	1	0	6	0	5	0	5
01:15	0	18	1	1	0	1	0	2	0	8	0	6
01:30	0	7	0	3	0	1	0	5	0	4	0	4
01:45	0	7	0	0	0	2	0	7	0	3	0	4
02:00	0	9	0	4	0	11	0	0	0	6	0	6
02:15	0	2	0	5	1	3	0	1	0	5	0	3
02:30	0	7	0	0	0	2	0	1	0	8	0	4
02:45	0	2	0	2	0	3	0	3	0	6	0	3
03:00	0	1	0	1	0	3	0	1	0	4	0	2
03:15	0	3	0	2	0	4	1	5	0	2	0	3
03:30	0	3	0	6	0	4	0	6	0	5	0	5
03:45	0	0	0	4	0	5	0	3	0	7	0	4
04:00	0	8	0	7	0	4	0	3	0	7	0	6
04:15	0	4	0	6	0	1	0	2	0	5	0	4
04:30	0	7	0	4	0	4	0	4	0	6	0	5
04:45	0	2	0	4	0	4	1	6	0	7	0	5
05:00	0	2	0	4	0	4	1	9	0	17	0	7
05:15	0	4	0	3	0	8	2	5	0	10	0	6
05:30	1	4	1	6	1	3	2	5	1	10	1	6
05:45	1	3	0	5	0	2	0	2	1	6	0	4
06:00	1	2	1	6	0	3	0	4	0	11	0	5
06:15	0	0	0	3	0	5	0	1	0	5	0	3
06:30	2	3	0	1	0	2	0	6	0	2	0	3
06:45	1	0	0	2	0	2	0	1	0	6	0	2
07:00	1	1	0	2	0	0	1	4	1	3	1	2
07:15	5	4	1	1	1	2	1	0	1	3	2	2
07:30	1	2	0	2	0	2	0	0	2	6	1	2
07:45	0	1	1	0	0	0	0	0	0	4	0	1
08:00	0	1	1	0	1	3	2	1	0	5	1	2
08:15	3	2	1	1	3	3	0	0	1	7	2	3
08:30	2	1	2	0	0	0	1	0	2	5	1	1
08:45	1	0	4	0	1	1	3	1	0	10	2	2
09:00	2	0	1	0	2	0	4	3	0	13	2	3
09:15	1	0	3	4	1	8	1	5	1	40	1	11
09:30	1	1	2	0	2	1	0	0	0	98	1	20
09:45	0	0	3	0	3	0	1	0	0	113	1	23
10:00	4	0	2	0	5	1	2	1	0	151	3	31
10:15	3	0	0	1	0	0	2	1	2	20	1	4
10:30	2	0	1	0	3	0	1	1	1	11	2	2
10:45	2	1	2	0	5	0	3	0	3	3	3	1
11:00	0	0	1	0	1	0	3	1	2	10	1	2
11:15	3	0	2	0	3	0	3	1	6	1	3	0
11:30	1	1	1	0	4	0	7	0	2	0	3	0
11:45	1	0	2	0	4	0	2	0	3	1	2	0
Totals	40	144	33	102	41	111	44	117	30	670	38	229
Day Total	184		135		152		161		700		266	
AM Pct	21.7%		24.4%		27.0%		27.3%		4.3%		14.1%	
Peak Hour	10:00	12:45	8:30	15:30	10:00	16:30	10:45	16:45	10:45	21:15	10:45	21:15
Peak Volume	11	45	10	23	13	20	16	25	13	402	10	85
P.H.F	0.6875	0.6250	0.6250	0.8214	0.6500	0.6250	0.5714	0.6944	0.5417	0.6656	0.8333	0.6855

AECOM

7:00-8:00 AM	7	21	2	21	1	13	2	15	4	25	3	19
7:15-8:15 AM	6	15	3	18	2	13	3	21	3	35	3	20
7:30-8:30 AM	4	15	3	15	4	20	2	24	3	40	3	23
7:45-8:45 AM	5	12	5	17	4	19	3	25	3	44	4	23
8:00-9:00 AM	6	13	8	18	5	17	6	21	3	43	6	22
4:00-5:00 PM	7	21	2	21	1	13	2	15	4	25	3	19
4:15-5:15 PM	6	15	3	18	2	13	3	21	3	35	3	20
4:30-5:30 PM	4	15	3	15	4	20	2	24	3	40	3	23
4:45-5:45 PM	5	12	5	17	4	19	3	25	3	44	4	23
5:00-6:00 PM	6	13	8	18	5	17	6	21	3	43	6	22

Client: AECOM SJ
 File Number: 7 - GALVEZ ST SB-IN
 Route: GALVEZ ST
 Location: S. of ARBORETUM RD

Site Ref: 7
 Direction: SB-IN

Count Date	9/27/2021		9/28/2021		9/29/2021		9/30/2021		10/1/2021		Average	
Count Time	AM	PM	AM	PM	AM	PM	AM	PM	AM	PM	AM	PM
00:00	9	50	5	42	5	39	7	42	1	53	5	45
00:15	11	38	0	44	4	31	11	54	3	58	6	45
00:30	6	34	1	44	2	51	7	52	5	32	4	43
00:45	4	44	2	51	2	43	1	62	9	56	4	51
01:00	5	42	1	45	4	59	3	67	3	58	3	54
01:15	1	53	3	45	1	36	4	47	5	66	3	49
01:30	4	41	1	46	1	31	4	41	2	54	2	43
01:45	2	39	0	28	0	43	1	37	0	53	1	40
02:00	2	30	0	35	3	45	3	47	2	50	2	41
02:15	1	47	0	42	1	47	5	46	1	56	2	48
02:30	3	41	1	35	0	36	0	36	3	57	1	41
02:45	0	28	0	48	0	36	2	60	0	57	0	46
03:00	0	32	1	36	0	35	0	47	1	58	0	42
03:15	1	31	1	31	0	30	0	42	0	55	0	38
03:30	4	42	0	28	1	46	0	42	0	69	1	45
03:45	2	36	0	43	2	41	0	38	1	85	1	49
04:00	3	42	2	49	1	36	4	53	3	76	3	51
04:15	2	48	1	45	5	41	2	52	3	75	3	52
04:30	8	48	7	40	9	40	11	50	14	72	10	50
04:45	8	57	7	57	9	63	7	59	7	81	8	63
05:00	10	50	6	44	14	49	7	64	5	94	8	60
05:15	12	45	17	43	15	54	11	77	19	98	15	63
05:30	34	57	41	59	39	41	43	92	29	99	37	70
05:45	47	52	57	52	57	67	54	117	48	112	53	80
06:00	34	35	23	47	31	63	19	90	41	120	30	71
06:15	42	56	50	61	49	46	47	57	37	134	45	71
06:30	52	62	49	45	59	54	55	61	72	105	57	65
06:45	59	70	49	47	38	42	51	54	49	105	49	64
07:00	51	43	40	31	53	50	41	53	39	65	45	48
07:15	49	35	56	39	50	36	48	40	51	54	51	41
07:30	68	40	88	30	60	24	58	38	71	63	69	39
07:45	92	29	84	36	71	39	96	54	107	49	90	41
08:00	75	30	74	26	84	31	71	34	83	46	77	33
08:15	71	16	85	39	62	23	68	37	68	49	71	33
08:30	84	14	79	21	81	36	89	40	74	42	81	31
08:45	70	25	65	19	78	24	90	25	73	31	75	25
09:00	88	31	75	15	95	12	77	36	82	31	83	25
09:15	72	14	68	21	72	17	60	17	79	33	70	20
09:30	97	12	72	17	75	15	68	24	61	37	75	21
09:45	57	9	65	12	48	14	67	25	64	34	60	19
10:00	55	12	63	17	51	13	48	16	53	23	54	16
10:15	43	9	38	7	49	7	41	15	52	9	45	9
10:30	58	7	36	7	42	7	41	12	58	16	47	10
10:45	40	3	46	6	48	8	51	8	65	19	50	9
11:00	51	8	32	11	49	10	59	12	40	27	46	14
11:15	53	10	34	2	39	9	36	12	48	13	42	9
11:30	61	8	35	2	51	6	52	7	59	7	52	6
11:45	70	6	38	3	58	4	51	5	64	12	56	6
Totals	1671	1611	1498	1593	1568	1630	1571	2096	1654	2748	1592	1936
Day Total	3282		3091		3198		3667		4402		3528	
AM Pct	50.9%		48.5%		49.0%		42.8%		37.6%		45.1%	
Peak Hour	8:45	18:15	7:30	17:30	8:30	17:45	7:45	17:15	7:45	17:45	7:45	17:30
Peak Volume	327	231	331	219	326	230	324	376	332	471	319	292
P.H.F	0.8428	0.8250	0.9403	0.8975	0.8579	0.8582	0.8438	0.8034	0.7757	0.8787	0.8861	0.9125

AECOM

7:00-8:00 AM	260	195	268	191	234	180	243	214	268	304	255	217
7:15-8:15 AM	284	203	302	186	265	193	273	225	312	322	287	226
7:30-8:30 AM	306	200	331	184	277	206	293	250	329	345	307	237
7:45-8:45 AM	322	209	322	203	298	207	324	292	332	372	320	257
8:00-9:00 AM	300	204	303	198	305	211	318	350	298	403	305	273

4:00-5:00 PM	260	195	268	191	234	180	243	214	268	304	255	217
4:15-5:15 PM	284	203	302	186	265	193	273	225	312	322	287	226
4:30-5:30 PM	306	200	331	184	277	206	293	250	329	345	307	237
4:45-5:45 PM	322	209	322	203	298	207	324	292	332	372	320	257
5:00-6:00 PM	300	204	303	198	305	211	318	350	298	403	305	273

Client: AECOM SJ
 File Number: 7 - GALVEZ ST NB-OUT
 Route: GALVEZ ST
 Location: S. of ARBORETUM RD

Site Ref: 7
 Direction: NB-OUT

Count Date	9/27/2021		9/28/2021		9/29/2021		9/30/2021		10/1/2021		Average	
Count Time	AM	PM	AM	PM	AM	PM	AM	PM	AM	PM	AM	PM
00:00	10	43	3	47	1	46	2	61	9	57	5	51
00:15	8	48	3	32	7	43	3	49	7	58	6	46
00:30	8	53	6	38	5	31	12	36	13	46	9	41
00:45	6	53	6	51	3	41	5	36	5	57	5	48
01:00	6	45	5	38	6	38	1	53	6	56	5	46
01:15	4	74	6	41	5	49	8	44	2	60	5	54
01:30	5	54	3	47	3	57	6	76	12	89	6	65
01:45	1	47	2	42	1	35	2	65	1	48	1	47
02:00	1	79	4	51	9	51	4	56	4	48	4	57
02:15	4	42	5	49	2	61	0	57	3	69	3	56
02:30	3	73	6	82	8	92	11	77	14	86	8	82
02:45	0	64	4	65	5	63	1	72	1	63	2	65
03:00	2	66	1	57	1	76	2	69	1	89	1	71
03:15	0	75	1	74	1	80	2	80	0	102	1	82
03:30	0	72	0	68	1	87	0	74	3	116	1	83
03:45	1	84	0	60	0	77	2	70	2	81	1	74
04:00	0	71	1	69	2	67	3	87	2	120	2	83
04:15	2	60	2	82	5	82	2	88	4	103	3	83
04:30	3	89	1	93	3	84	0	106	5	103	2	95
04:45	1	92	2	84	2	93	3	110	5	100	3	96
05:00	0	122	0	105	0	108	2	125	2	113	1	115
05:15	3	108	3	110	2	114	3	83	6	98	3	103
05:30	2	109	3	96	2	100	5	100	4	97	3	100
05:45	3	71	1	93	3	88	1	84	5	85	3	84
06:00	6	87	6	84	5	85	6	132	3	88	5	95
06:15	5	108	3	98	4	95	5	103	4	115	4	104
06:30	6	86	10	88	11	88	6	97	10	102	9	92
06:45	15	78	15	83	11	66	10	100	17	84	14	82
07:00	24	67	21	83	15	72	13	83	23	79	19	77
07:15	14	69	16	80	16	88	15	89	18	73	16	80
07:30	32	71	27	73	17	68	24	74	26	75	25	72
07:45	19	59	31	41	27	48	19	63	28	90	25	60
08:00	24	58	27	59	26	57	23	152	35	69	27	79
08:15	23	44	20	47	26	43	21	145	28	56	24	67
08:30	29	42	32	28	30	43	31	73	40	53	32	48
08:45	34	24	28	33	37	29	31	47	39	56	34	38
09:00	35	34	25	40	35	25	35	36	28	41	32	35
09:15	29	78	25	37	25	47	30	56	46	109	31	65
09:30	27	64	34	25	25	33	22	44	38	191	29	71
09:45	39	35	28	20	26	23	35	35	49	152	35	53
10:00	36	11	23	29	22	18	31	33	36	71	30	32
10:15	13	21	28	15	38	16	26	24	47	36	30	22
10:30	32	12	24	13	28	13	30	14	32	18	29	14
10:45	32	8	42	13	26	12	31	19	50	17	36	14
11:00	39	8	32	9	32	10	28	11	43	23	35	12
11:15	38	9	29	18	25	10	35	16	53	21	36	15
11:30	40	12	35	5	34	7	53	15	77	23	48	12
11:45	43	5	32	10	54	9	48	7	47	15	45	9
Totals	707	2784	661	2605	672	2668	688	3226	933	3601	732	2977
Day Total	3491		3266		3340		3914		4534		3709	
AM Pct	20.3%		20.2%		20.1%		17.6%		20.6%		19.7%	
Peak Hour	11:00	16:45	10:45	17:00	11:00	16:45	11:00	19:30	10:45	21:15	11:00	16:45
Peak Volume	160	431	138	404	145	415	164	434	223	523	164	414
P.H.F	0.9302	0.8832	0.8214	0.9182	0.6713	0.9101	0.7736	0.7138	0.7240	0.6846	0.8542	0.9000

AECOM

7:00-8:00 AM	89	312	95	328	75	326	71	391	95	426	85	357
7:15-8:15 AM	89	363	101	364	86	367	81	429	107	419	93	388
7:30-8:30 AM	98	411	105	392	96	399	87	424	117	414	101	408
7:45-8:45 AM	95	431	110	395	109	415	94	418	131	408	108	413
8:00-9:00 AM	110	410	107	404	119	410	106	392	142	393	117	402

4:00-5:00 PM	89	312	95	328	75	326	71	391	95	426	85	357
4:15-5:15 PM	89	363	101	364	86	367	81	429	107	419	93	388
4:30-5:30 PM	98	411	105	392	96	399	87	424	117	414	101	408
4:45-5:45 PM	95	431	110	395	109	415	94	418	131	408	108	413
5:00-6:00 PM	110	410	107	404	119	410	106	392	142	393	117	402

Client: AECOM SJ
 File Number: 8 - SERRA ST SB-IN
 Route: SERRA ST
 Location: SW. of EL CAMINO REAL

Site Ref: 8
 Direction: SB-IN

Count Date	9/27/2021		9/28/2021		9/29/2021		9/30/2021		10/1/2021		Average	
Count Time	AM	PM	AM	PM	AM	PM	AM	PM	AM	PM	AM	PM
00:00	25	50	7	29	12	25	4	42	16	34	13	36
00:15	21	21	3	28	12	27	8	33	12	36	11	29
00:30	14	45	5	40	6	49	6	38	11	45	8	43
00:45	9	36	2	41	12	35	10	29	17	42	10	37
01:00	4	38	2	39	8	34	7	41	12	45	7	39
01:15	9	43	3	27	4	51	1	33	13	59	6	43
01:30	0	33	3	24	0	38	3	35	11	50	3	36
01:45	4	46	0	38	0	40	0	39	19	41	5	41
02:00	3	29	2	28	2	35	1	30	17	28	5	30
02:15	3	33	0	40	0	33	3	38	10	42	3	37
02:30	0	24	0	33	1	23	0	26	6	39	1	29
02:45	2	31	0	36	0	28	1	34	2	52	1	36
03:00	0	27	1	25	0	15	0	28	1	64	0	32
03:15	1	31	2	39	1	39	2	28	1	50	1	37
03:30	2	38	0	39	3	42	2	43	2	52	2	43
03:45	2	41	1	39	2	33	1	34	0	48	1	39
04:00	1	53	2	36	0	24	0	26	2	53	1	38
04:15	3	41	1	36	1	38	4	54	2	67	2	47
04:30	8	44	6	41	9	38	5	41	7	54	7	44
04:45	6	45	5	22	7	52	10	47	5	61	7	45
05:00	8	44	9	50	2	47	6	29	6	56	6	45
05:15	12	33	13	38	15	28	10	40	10	51	12	38
05:30	22	57	18	52	19	43	18	64	18	58	19	55
05:45	28	41	25	41	21	34	28	62	23	79	25	51
06:00	11	61	5	58	4	51	10	43	9	67	8	56
06:15	11	40	15	47	18	42	21	37	8	74	15	48
06:30	20	29	21	36	15	42	24	39	19	64	20	42
06:45	21	37	18	38	21	31	16	37	18	75	19	44
07:00	23	30	20	31	14	39	16	41	14	46	17	37
07:15	26	39	30	42	23	56	18	33	9	52	21	44
07:30	44	42	32	26	38	37	29	27	30	64	35	39
07:45	54	35	56	39	44	38	60	35	52	55	53	40
08:00	37	32	34	36	35	46	38	53	34	67	36	47
08:15	40	21	35	33	38	30	46	42	36	52	39	36
08:30	62	27	48	24	37	39	49	40	38	32	47	32
08:45	57	24	28	30	34	39	48	28	30	60	39	36
09:00	39	36	44	28	52	33	31	38	50	59	43	39
09:15	48	23	30	22	49	30	30	34	36	37	39	29
09:30	36	26	32	24	37	20	30	28	34	42	34	28
09:45	51	22	25	22	32	13	40	24	39	26	37	21
10:00	30	13	16	24	28	17	26	20	34	36	27	22
10:15	43	12	38	19	33	20	20	17	30	40	33	22
10:30	21	14	24	12	40	22	24	15	28	23	27	17
10:45	32	13	35	9	30	11	40	14	56	32	39	16
11:00	24	4	21	17	32	12	23	8	43	21	29	12
11:15	48	6	24	12	26	12	33	16	36	18	33	13
11:30	43	8	35	10	34	7	35	11	32	15	36	10
11:45	35	11	28	6	29	10	35	12	38	23	33	12
Totals	1043	1529	804	1506	880	1548	872	1606	976	2286	915	1695
Day Total	2572		2310		2428		2478		3262		2610	
AM Pct	40.6%		34.8%		36.2%		35.2%		29.9%		35.1%	
Peak Hour	8:30	17:30	7:45	17:30	8:30	19:15	7:45	17:15	10:45	17:45	7:45	17:30
Peak Volume	206	199	173	198	172	177	193	209	167	284	175	210
P.H.F	0.8306	0.8156	0.7723	0.8534	0.8269	0.7902	0.8042	0.8164	0.7455	0.8987	0.8255	0.9375

AECOM

7:00-8:00 AM	147	183	138	135	119	152	123	168	105	235	126	175
7:15-8:15 AM	161	174	152	149	140	175	145	171	125	238	145	181
7:30-8:30 AM	175	166	157	151	155	165	173	157	152	222	162	172
7:45-8:45 AM	193	179	173	162	154	170	193	180	160	226	175	183
8:00-9:00 AM	196	175	145	181	144	152	181	195	138	244	161	189

4:00-5:00 PM	147	183	138	135	119	152	123	168	105	235	126	175
4:15-5:15 PM	161	174	152	149	140	175	145	171	125	238	145	181
4:30-5:30 PM	175	166	157	151	155	165	173	157	152	222	162	172
4:45-5:45 PM	193	179	173	162	154	170	193	180	160	226	175	183
5:00-6:00 PM	196	175	145	181	144	152	181	195	138	244	161	189

Client: AECOM SJ
 File Number: 8 - SERRA ST NB-OUT
 Route: SERRA ST
 Location: SW. of EL CAMINO REAL

Site Ref: 8
 Direction: NB-OUT

Count Date	9/27/2021		9/28/2021		9/29/2021		9/30/2021		10/1/2021		Average	
Count Time	AM	PM	AM	PM	AM	PM	AM	PM	AM	PM	AM	PM
00:00	20	37	7	48	9	41	11	47	21	51	14	45
00:15	19	39	4	38	9	46	9	33	15	60	11	43
00:30	17	40	5	62	19	42	14	40	10	39	13	45
00:45	9	36	1	43	10	51	4	44	19	49	9	45
01:00	8	61	6	33	6	51	8	45	20	51	10	48
01:15	5	59	7	38	12	46	9	47	16	52	10	48
01:30	4	45	4	43	8	39	5	56	23	56	9	48
01:45	1	34	3	43	0	37	3	41	17	39	5	39
02:00	4	44	2	26	2	46	2	33	14	83	5	46
02:15	6	45	5	34	7	29	8	46	20	57	9	42
02:30	5	56	7	53	5	54	5	63	17	48	8	55
02:45	1	45	1	45	2	41	3	65	3	67	2	53
03:00	2	59	3	60	2	65	1	65	3	70	2	64
03:15	1	63	2	57	1	52	0	88	3	75	1	67
03:30	1	65	0	54	2	63	4	59	1	78	2	64
03:45	3	57	3	55	4	50	1	43	0	72	2	55
04:00	5	68	2	50	3	55	0	67	2	68	2	62
04:15	2	62	1	44	2	53	1	52	2	78	2	58
04:30	2	61	2	67	8	73	2	47	2	85	3	67
04:45	1	53	1	61	0	46	4	58	7	88	3	61
05:00	3	74	2	75	2	100	2	76	7	70	3	79
05:15	8	62	10	79	8	76	3	78	0	85	6	76
05:30	3	53	1	61	7	70	4	68	8	83	5	67
05:45	11	79	6	84	8	66	9	59	11	71	9	72
06:00	4	65	8	90	9	59	6	54	9	100	7	74
06:15	8	75	5	70	9	78	19	87	6	103	9	83
06:30	7	91	10	73	12	56	15	74	20	83	13	75
06:45	12	51	15	68	8	66	8	83	12	96	11	73
07:00	14	51	10	55	13	71	20	74	18	81	15	66
07:15	8	60	14	72	13	80	8	65	6	80	10	71
07:30	21	56	22	53	26	64	26	72	21	75	23	64
07:45	37	56	24	58	24	51	25	65	42	72	30	60
08:00	36	42	36	58	38	53	31	63	28	63	34	56
08:15	28	40	27	39	21	59	28	69	28	75	26	56
08:30	22	48	24	37	31	44	27	49	29	55	27	47
08:45	39	45	37	47	45	43	27	48	37	65	37	50
09:00	46	40	24	65	36	42	40	45	40	57	37	50
09:15	33	39	42	50	44	33	18	59	33	76	34	51
09:30	38	31	30	42	41	23	33	38	35	99	35	47
09:45	44	30	27	41	31	43	46	35	36	46	37	39
10:00	39	26	39	23	44	25	29	56	39	38	38	34
10:15	29	35	24	35	33	25	28	47	35	42	30	37
10:30	33	28	28	30	42	17	30	41	25	39	32	31
10:45	37	18	24	26	46	18	28	21	31	33	33	23
11:00	28	10	36	16	43	26	27	30	48	31	36	23
11:15	45	9	35	18	47	13	37	25	49	28	43	19
11:30	36	13	32	5	49	21	37	23	60	19	43	16
11:45	53	8	26	10	39	14	38	30	45	22	40	17
Totals	838	2264	684	2334	880	2316	743	2573	973	3053	824	2508
Day Total	3102		3018		3196		3316		4026		3332	
AM Pct	27.0%		22.7%		27.5%		22.4%		24.2%		24.7%	
Peak Hour	11:00	17:45	9:15	17:45	10:45	17:00	11:00	18:15	11:00	18:00	11:00	18:00
Peak Volume	162	310	138	317	185	312	139	318	202	382	162	305
P.H.F	0.7642	0.8516	0.8214	0.8806	0.9439	0.7800	0.9145	0.9138	0.8417	0.9272	0.9419	0.9187

AECOM

7:00-8:00 AM	80	244	70	222	76	227	79	224	87	319	78	247
7:15-8:15 AM	102	250	96	247	101	272	90	233	97	321	97	265
7:30-8:30 AM	122	250	109	282	109	295	110	259	119	328	114	283
7:45-8:45 AM	123	242	111	276	114	292	111	280	127	326	117	283
8:00-9:00 AM	125	268	124	299	135	312	113	281	122	309	124	294

4:00-5:00 PM	80	244	70	222	76	227	79	224	87	319	78	247
4:15-5:15 PM	102	250	96	247	101	272	90	233	97	321	97	265
4:30-5:30 PM	122	250	109	282	109	295	110	259	119	328	114	283
4:45-5:45 PM	123	242	111	276	114	292	111	280	127	326	117	283
5:00-6:00 PM	125	268	124	299	135	312	113	281	122	309	124	294

Client: AECOM SJ
 File Number: 9 - YALE ST WB-IN
 Route: YALE ST
 Location: W. of STANFORD AVE

Site Ref: 9
 Direction: WB-IN

Count Date	9/27/2021		9/28/2021		9/29/2021		9/30/2021		10/1/2021		Average	
Count Time	AM	PM	AM	PM	AM	PM	AM	PM	AM	PM	AM	PM
00:00	1	6	1	14	0	11	1	11	2	10	1	10
00:15	2	10	2	17	1	8	0	12	1	8	1	11
00:30	0	10	0	13	0	7	2	9	2	15	1	11
00:45	1	8	0	10	0	14	0	8	0	18	0	12
01:00	0	10	1	8	1	10	1	13	2	4	1	9
01:15	0	8	0	10	0	8	0	8	1	9	0	9
01:30	0	7	1	6	0	8	0	2	0	11	0	7
01:45	0	9	0	5	0	7	1	9	1	5	0	7
02:00	0	7	0	7	0	5	0	10	0	6	0	7
02:15	0	6	1	4	0	9	0	9	0	11	0	8
02:30	0	5	0	6	0	9	0	8	0	12	0	8
02:45	0	3	0	12	0	10	0	10	0	8	0	9
03:00	0	5	0	9	0	4	0	5	0	10	0	7
03:15	0	9	0	2	1	10	0	11	0	9	0	8
03:30	0	19	0	8	0	5	0	13	0	13	0	12
03:45	0	7	0	21	0	12	0	7	0	7	0	11
04:00	0	11	0	14	0	9	0	11	1	8	0	11
04:15	0	12	0	13	0	18	0	18	0	17	0	16
04:30	0	11	0	12	1	10	0	9	0	10	0	10
04:45	1	9	0	9	0	8	0	9	1	18	0	11
05:00	0	18	1	11	0	18	0	14	0	19	0	16
05:15	0	13	1	12	0	11	1	16	0	14	0	13
05:30	0	12	0	19	0	17	0	19	2	19	0	17
05:45	1	12	1	12	0	17	0	16	0	13	0	14
06:00	2	15	1	16	1	20	2	24	2	21	2	19
06:15	5	16	2	17	3	13	3	10	2	19	3	15
06:30	1	16	2	8	3	18	4	18	3	17	3	15
06:45	3	11	3	10	3	15	7	10	5	20	4	13
07:00	4	12	9	10	8	12	2	21	8	11	6	13
07:15	9	10	7	10	3	12	11	16	8	19	8	13
07:30	12	9	10	11	8	16	7	11	7	10	9	11
07:45	12	11	8	8	4	4	7	10	4	10	7	9
08:00	14	8	16	18	17	10	10	15	6	15	13	13
08:15	11	8	14	4	11	10	17	9	13	11	13	8
08:30	10	10	13	9	15	6	15	4	8	10	12	8
08:45	19	7	21	5	21	12	12	7	12	10	17	8
09:00	7	6	13	7	15	10	12	3	9	6	11	6
09:15	10	5	10	2	19	10	8	10	9	8	11	7
09:30	6	2	2	7	17	3	9	8	9	8	9	6
09:45	4	3	3	9	11	7	5	2	7	6	6	5
10:00	2	5	6	3	15	4	7	7	4	11	7	6
10:15	5	1	10	5	12	3	6	2	9	5	8	3
10:30	4	0	6	5	6	3	3	3	8	6	5	3
10:45	2	4	6	5	14	2	4	1	8	9	7	4
11:00	6	1	15	5	12	3	7	0	7	4	9	3
11:15	10	0	7	2	11	1	13	1	7	3	10	1
11:30	11	3	14	0	15	0	12	1	8	3	12	1
11:45	3	0	14	0	10	0	9	1	5	2	8	1
Totals	178	390	221	430	258	439	198	451	181	518	207	446
Day Total	568		651		697		649		699		653	
AM Pct	31.3%		33.9%		37.0%		30.5%		25.9%		31.7%	
Peak Hour	8:00	17:45	8:00	17:30	8:45	17:45	8:15	17:15	8:15	18:00	8:00	17:30
Peak Volume	54	59	64	64	72	68	56	75	42	77	55	65
P.H.F	0.7105	0.9219	0.7619	0.8421	0.8571	0.8500	0.8235	0.7813	0.8077	0.9167	0.8088	0.8553

AECOM

7:00-8:00 AM	37	43	34	48	23	45	27	47	27	53	30	47
7:15-8:15 AM	47	50	41	45	32	54	35	50	25	64	36	53
7:30-8:30 AM	49	51	48	44	40	47	41	48	30	61	42	50
7:45-8:45 AM	47	52	51	51	47	54	49	58	31	70	45	57
8:00-9:00 AM	54	55	64	54	64	63	54	65	39	65	55	60
4:00-5:00 PM	37	43	34	48	23	45	27	47	27	53	30	47
4:15-5:15 PM	47	50	41	45	32	54	35	50	25	64	36	53
4:30-5:30 PM	49	51	48	44	40	47	41	48	30	61	42	50
4:45-5:45 PM	47	52	51	51	47	54	49	58	31	70	45	57
5:00-6:00 PM	54	55	64	54	64	63	54	65	39	65	55	60

Client: AECOM SJ
 File Number: 9 - YALE ST EB-OUT
 Route: YALE ST
 Location: W. of STANFORD AVE

Site Ref: 9
 Direction: EB-OUT

Count Date	9/27/2021		9/28/2021		9/29/2021		9/30/2021		10/1/2021		Average	
Count Time	AM	PM	AM	PM	AM	PM	AM	PM	AM	PM	AM	PM
00:00	0	7	1	3	0	7	0	7	0	10	0	7
00:15	0	6	0	4	0	5	1	8	1	10	0	7
00:30	0	7	1	10	0	7	0	4	1	6	0	7
00:45	0	6	0	8	0	4	0	10	0	8	0	7
01:00	0	4	1	5	0	4	0	7	0	6	0	5
01:15	0	3	0	2	0	7	0	8	0	6	0	5
01:30	0	2	0	7	0	8	0	6	0	9	0	6
01:45	0	9	0	3	0	7	0	9	1	9	0	7
02:00	0	4	0	6	0	10	0	8	0	11	0	8
02:15	0	3	0	8	0	10	0	7	0	6	0	7
02:30	0	7	1	5	0	7	0	4	1	10	0	7
02:45	0	6	0	12	0	2	0	8	0	3	0	6
03:00	0	8	0	4	0	5	1	8	0	4	0	6
03:15	0	8	0	7	0	7	0	4	0	9	0	7
03:30	0	17	0	8	0	4	0	12	0	7	0	10
03:45	0	12	0	8	0	8	0	6	0	12	0	9
04:00	0	9	0	12	0	11	0	10	0	10	0	10
04:15	0	8	0	6	0	10	0	13	0	7	0	9
04:30	1	17	0	17	1	7	0	13	1	11	1	13
04:45	1	9	0	10	0	12	0	18	0	14	0	13
05:00	0	12	1	12	1	17	0	9	0	13	0	13
05:15	0	17	1	10	0	8	0	10	1	12	0	11
05:30	0	7	0	18	2	10	0	10	1	9	1	11
05:45	2	13	2	16	0	12	3	12	4	16	2	14
06:00	1	10	0	9	1	15	0	11	1	15	1	12
06:15	2	17	1	13	1	18	2	14	0	19	1	16
06:30	1	14	1	7	1	7	0	12	4	20	1	12
06:45	0	3	2	6	3	14	1	15	3	9	2	9
07:00	3	8	1	6	4	8	3	6	0	12	2	8
07:15	5	3	2	11	2	8	4	11	8	15	4	10
07:30	5	7	7	14	9	6	7	8	9	11	7	9
07:45	12	10	10	6	13	5	8	6	8	8	10	7
08:00	7	3	12	6	11	1	10	8	6	13	9	6
08:15	9	4	9	4	10	4	13	5	12	8	11	5
08:30	7	7	8	5	10	1	11	6	9	5	9	5
08:45	12	4	9	3	9	3	6	8	7	9	9	5
09:00	5	4	7	2	7	4	6	4	6	5	6	4
09:15	8	2	10	8	9	2	5	5	12	7	9	5
09:30	7	0	7	6	13	0	7	4	5	1	8	2
09:45	7	1	11	5	4	2	8	1	10	6	8	3
10:00	5	1	2	3	4	2	6	2	7	5	5	3
10:15	8	1	3	0	5	1	8	1	6	2	6	1
10:30	3	0	6	1	10	1	6	2	5	3	6	1
10:45	9	1	9	1	4	4	6	2	8	2	7	2
11:00	9	0	3	3	2	0	2	0	6	1	4	1
11:15	7	1	7	2	6	2	4	1	8	3	6	2
11:30	6	0	5	0	2	0	9	0	1	3	5	1
11:45	9	1	5	0	9	1	6	0	7	3	7	1
Totals	151	303	145	322	153	298	143	343	159	403	150	334
Day Total	454		467		451		486		562		484	
AM Pct	33.3%		31.0%		33.9%		29.4%		28.3%		31.0%	
Peak Hour	7:45	16:30	7:45	17:00	7:45	17:30	7:45	16:00	7:30	17:45	7:45	17:45
Peak Volume	35	55	39	56	44	55	42	54	35	70	39	54
P.H.F	0.7292	0.8088	0.8125	0.7778	0.8462	0.7639	0.8077	0.7500	0.7292	0.8750	0.8864	0.8438

AECOM

7:00-8:00 AM	25	43	20	45	28	40	22	54	25	42	24	45
7:15-8:15 AM	29	46	31	45	35	46	29	53	31	45	31	47
7:30-8:30 AM	33	55	38	49	43	44	38	50	35	50	37	50
7:45-8:45 AM	35	45	39	50	44	47	42	47	35	48	39	47
8:00-9:00 AM	35	49	38	56	40	47	40	41	34	50	37	49

4:00-5:00 PM	25	43	20	45	28	40	22	54	25	42	24	45
4:15-5:15 PM	29	46	31	45	35	46	29	53	31	45	31	47
4:30-5:30 PM	33	55	38	49	43	44	38	50	35	50	37	50
4:45-5:45 PM	35	45	39	50	44	47	42	47	35	48	39	47
5:00-6:00 PM	35	49	38	56	40	47	40	41	34	50	37	49

Client: AECOM SJ
 File Number: 10 - WELLESLEY ST WB-IN
 Route: WELLESLEY ST
 Location: W. of STANFORD AVE

Site Ref: 10
 Direction: WB-IN

Count Date	9/27/2021		9/28/2021		9/29/2021		9/30/2021		10/1/2021		Average	
Count Time	AM	PM	AM	PM	AM	PM	AM	PM	AM	PM	AM	PM
00:00	4	6	0	4	0	6	2	3	1	1	1	4
00:15	0	3	1	5	0	3	0	7	0	2	0	4
00:30	0	5	1	3	0	5	1	2	0	4	0	4
00:45	1	6	0	5	0	6	1	4	1	2	1	5
01:00	1	12	1	4	0	1	1	4	1	8	1	6
01:15	1	5	0	3	1	5	1	3	1	3	1	4
01:30	0	2	0	3	0	10	0	4	1	4	0	5
01:45	0	5	0	5	1	4	0	3	0	5	0	4
02:00	0	3	0	1	0	7	0	2	1	2	0	3
02:15	0	4	0	6	0	5	0	1	0	4	0	4
02:30	0	4	0	5	1	1	1	4	0	5	0	4
02:45	0	4	0	7	0	5	0	6	0	4	0	5
03:00	0	1	0	4	0	5	0	3	0	7	0	4
03:15	0	5	0	2	0	6	0	3	0	3	0	4
03:30	0	7	0	1	0	3	0	4	0	8	0	5
03:45	0	5	0	2	0	4	0	3	0	4	0	4
04:00	0	5	0	5	0	5	0	8	0	3	0	5
04:15	0	3	0	1	0	3	0	9	1	5	0	4
04:30	0	3	0	5	0	8	0	7	0	11	0	7
04:45	0	6	0	8	0	6	0	5	0	12	0	7
05:00	0	2	0	5	0	3	0	6	0	5	0	4
05:15	0	11	0	7	0	3	0	5	0	9	0	7
05:30	0	9	0	10	1	5	1	8	1	8	1	8
05:45	0	4	0	9	0	3	0	8	2	5	0	6
06:00	1	6	1	12	2	9	2	9	1	8	1	9
06:15	0	7	3	11	1	6	4	6	0	7	2	7
06:30	1	10	4	7	3	4	2	8	2	14	2	9
06:45	0	9	1	8	1	2	0	8	0	10	0	7
07:00	1	7	0	9	0	7	0	9	0	8	0	8
07:15	0	10	2	8	1	10	2	18	1	10	1	11
07:30	1	11	1	6	2	6	1	10	2	6	1	8
07:45	1	12	1	6	3	12	2	9	0	8	1	9
08:00	2	4	2	2	2	10	2	6	1	6	2	6
08:15	2	13	0	7	3	4	2	4	0	6	1	7
08:30	0	5	3	6	4	4	0	4	4	6	2	5
08:45	9	6	3	3	4	6	2	5	2	6	4	5
09:00	4	6	3	5	3	4	4	9	3	7	3	6
09:15	3	5	2	6	1	5	5	10	4	5	3	6
09:30	4	5	3	3	1	3	3	6	4	8	3	5
09:45	4	4	2	2	4	4	3	4	2	7	3	4
10:00	4	2	2	6	6	2	2	2	0	6	3	4
10:15	4	1	3	3	5	4	3	1	3	7	4	3
10:30	7	2	3	2	2	2	0	6	3	8	3	4
10:45	2	2	4	1	3	4	1	2	4	4	3	3
11:00	6	1	1	1	3	4	1	5	0	13	2	5
11:15	6	1	3	0	3	8	7	5	4	7	5	4
11:30	2	0	6	3	1	1	4	3	1	5	3	2
11:45	4	0	4	1	1	0	6	1	1	0	3	0
Totals	75	249	60	228	63	233	66	262	52	296	63	254
Day Total	324		288		296		328		348		317	
AM Pct	23.1%		20.8%		21.3%		20.1%		14.9%		19.9%	
Peak Hour	10:30	19:00	10:45	17:30	9:45	19:15	11:00	19:00	8:30	18:30	8:45	19:00
Peak Volume	21	40	14	42	17	38	18	46	13	42	13	36
P.H.F	0.7500	0.8333	0.5833	0.8750	0.7083	0.7917	0.6429	0.6389	0.8125	0.7500	0.8125	0.8182

AECOM

7:00-8:00 AM	3	17	4	19	6	22	5	29	3	31	4	24
7:15-8:15 AM	4	14	6	19	8	20	7	27	4	33	6	23
7:30-8:30 AM	6	22	4	25	10	20	7	23	3	37	6	25
7:45-8:45 AM	5	28	6	30	12	17	6	24	5	34	7	27
8:00-9:00 AM	13	26	8	31	13	14	6	27	7	27	9	25

4:00-5:00 PM	3	17	4	19	6	22	5	29	3	31	4	24
4:15-5:15 PM	4	14	6	19	8	20	7	27	4	33	6	23
4:30-5:30 PM	6	22	4	25	10	20	7	23	3	37	6	25
4:45-5:45 PM	5	28	6	30	12	17	6	24	5	34	7	27
5:00-6:00 PM	13	26	8	31	13	14	6	27	7	27	9	25

Client: AECOM SJ
 File Number: 10 - WELLESLEY ST EB-OUT
 Route: WELLESLEY ST
 Location: W. of STANFORD AVE

Site Ref: 10
 Direction: EB-OUT

Count Date	9/27/2021		9/28/2021		9/29/2021		9/30/2021		10/1/2021		Average	
Count Time	AM	PM	AM	PM	AM	PM	AM	PM	AM	PM	AM	PM
00:00	0	6	0	5	0	10	1	4	1	3	0	6
00:15	0	3	0	5	0	1	3	0	0	3	1	2
00:30	1	6	0	5	0	1	1	6	0	10	0	6
00:45	0	1	1	1	0	5	0	6	0	6	0	4
01:00	1	9	0	8	0	6	0	6	0	6	0	6
01:15	0	3	0	3	0	3	0	1	0	1	0	2
01:30	0	3	0	3	0	6	0	6	0	3	0	4
01:45	0	6	0	0	0	6	0	4	0	3	0	4
02:00	0	6	0	1	1	8	0	1	0	10	0	5
02:15	0	3	0	1	0	4	0	5	0	8	0	4
02:30	0	3	0	5	0	1	0	5	0	3	0	3
02:45	0	8	0	9	0	5	0	6	0	5	0	7
03:00	0	1	0	1	0	3	0	3	0	8	0	3
03:15	0	12	0	6	0	6	1	10	0	8	0	8
03:30	0	3	0	5	0	5	0	6	0	3	0	4
03:45	0	8	0	3	0	5	0	4	0	4	0	5
04:00	0	6	0	6	1	5	0	1	0	8	0	5
04:15	0	9	0	5	0	10	0	12	0	5	0	8
04:30	0	6	0	8	1	4	0	10	1	6	0	7
04:45	0	8	0	14	1	9	0	4	0	9	0	9
05:00	0	16	0	5	0	14	0	13	0	10	0	12
05:15	1	14	0	10	1	13	1	14	0	9	1	12
05:30	0	8	0	3	0	5	1	6	0	12	0	7
05:45	0	4	0	6	1	5	1	5	0	9	0	6
06:00	0	6	1	6	0	4	0	8	1	5	0	6
06:15	0	13	1	9	1	6	0	14	0	13	0	11
06:30	0	3	1	6	3	4	3	3	0	8	1	5
06:45	0	3	3	6	0	9	0	4	0	9	1	6
07:00	4	3	5	3	4	4	1	6	0	4	3	4
07:15	1	5	1	5	1	3	4	4	1	3	2	4
07:30	3	8	3	5	1	3	4	6	0	5	2	5
07:45	9	4	3	3	5	4	4	10	5	6	5	5
08:00	6	5	4	5	6	4	8	5	6	6	6	5
08:15	8	4	6	5	9	3	4	0	4	4	6	3
08:30	8	4	5	4	8	3	5	3	10	8	7	4
08:45	6	1	3	3	9	3	5	0	4	6	5	3
09:00	1	1	3	1	5	1	1	6	5	6	3	3
09:15	0	1	5	1	1	1	4	4	3	3	3	2
09:30	4	0	6	1	8	3	8	3	5	4	6	2
09:45	1	4	4	1	3	1	5	4	5	3	4	3
10:00	8	0	5	1	3	1	6	4	4	1	5	1
10:15	4	1	4	1	1	3	3	1	3	5	3	2
10:30	1	0	1	0	3	0	0	4	0	0	1	1
10:45	5	1	5	1	3	3	6	0	3	1	4	1
11:00	1	1	3	1	6	1	4	3	4	4	4	2
11:15	1	0	6	0	3	0	3	0	8	0	4	0
11:30	5	0	8	1	1	1	3	0	5	0	4	0
11:45	4	0	3	0	3	0	6	0	5	0	4	0
Totals	83	220	90	187	93	205	96	230	83	253	89	219
Day Total	303		277		298		326		336		308	
AM Pct	27.4%		32.5%		31.2%		29.4%		24.7%		28.9%	
Peak Hour	7:45	16:45	10:45	16:30	8:00	16:45	9:15	16:30	7:45	16:45	7:45	16:30
Peak Volume	31	46	22	37	32	41	23	41	25	40	24	40
P.H.F	0.8611	0.7188	0.6875	0.6607	0.8889	0.7321	0.7188	0.7321	0.6250	0.8333	0.8571	0.8333

AECOM

7:00-8:00 AM	17	29	12	33	11	28	13	27	6	28	12	29
7:15-8:15 AM	19	39	11	32	13	37	20	39	12	30	15	35
7:30-8:30 AM	26	44	16	37	21	40	20	41	15	34	20	39
7:45-8:45 AM	31	46	18	32	28	41	21	37	25	40	25	39
8:00-9:00 AM	28	42	18	24	32	37	22	38	24	40	25	36

4:00-5:00 PM	17	29	12	33	11	28	13	27	6	28	12	29
4:15-5:15 PM	19	39	11	32	13	37	20	39	12	30	15	35
4:30-5:30 PM	26	44	16	37	21	40	20	41	15	34	20	39
4:45-5:45 PM	31	46	18	32	28	41	21	37	25	40	25	39
5:00-6:00 PM	28	42	18	24	32	37	22	38	24	40	25	36

Client: AECOM SJ
 File Number: 11 - OBERLIN ST WB-IN
 Route: OBERLIN ST
 Location: W. of STANFORD AVE

Site Ref: 11
 Direction: WB-IN

Count Date	9/27/2021		9/28/2021		9/29/2021		9/30/2021		10/1/2021		Average	
Count Time	AM	PM	AM	PM	AM	PM	AM	PM	AM	PM	AM	PM
00:00	0	5	1	3	0	4	1	2	0	3	0	3
00:15	0	1	0	1	1	1	1	1	1	2	1	1
00:30	0	2	0	4	1	4	0	2	1	4	0	3
00:45	1	1	1	0	0	2	0	3	0	4	0	2
01:00	1	1	0	1	0	3	0	3	0	4	0	2
01:15	0	3	0	1	0	11	0	2	0	1	0	4
01:30	0	1	0	4	0	4	0	5	0	3	0	3
01:45	0	2	0	4	1	4	1	1	1	0	1	2
02:00	0	2	0	2	0	3	0	4	0	5	0	3
02:15	0	2	0	4	0	3	0	5	0	2	0	3
02:30	0	8	0	4	0	1	0	7	0	4	0	5
02:45	0	7	0	7	0	1	0	8	0	2	0	5
03:00	0	2	1	2	1	2	2	4	0	3	1	3
03:15	0	3	0	3	0	0	0	0	0	5	0	2
03:30	0	4	0	5	0	1	0	4	0	2	0	3
03:45	0	6	1	1	0	6	1	3	0	5	0	4
04:00	0	5	0	2	0	2	0	3	0	7	0	4
04:15	0	3	0	3	0	3	0	4	0	4	0	3
04:30	0	6	0	5	0	3	0	2	1	2	0	4
04:45	0	6	1	3	0	5	0	4	0	10	0	6
05:00	0	5	0	4	0	2	0	3	0	4	0	4
05:15	0	7	0	1	0	4	0	1	0	2	0	3
05:30	0	4	1	10	0	7	2	2	0	4	1	5
05:45	2	5	0	3	1	7	0	4	0	6	1	5
06:00	4	2	4	4	2	1	3	1	2	5	3	3
06:15	1	5	0	7	0	2	0	10	1	5	0	6
06:30	1	4	2	2	1	5	0	4	0	1	1	3
06:45	0	4	2	2	1	6	0	8	1	3	1	5
07:00	1	4	3	3	1	4	2	4	1	5	2	4
07:15	5	4	2	2	5	3	1	3	2	4	3	3
07:30	0	6	3	4	7	1	3	1	1	8	3	4
07:45	16	0	23	4	23	2	23	5	3	5	18	3
08:00	28	3	24	5	24	2	35	3	3	3	23	3
08:15	6	3	4	0	5	1	5	1	6	3	5	2
08:30	8	2	9	3	6	1	9	1	3	3	7	2
08:45	3	6	5	2	3	2	4	0	3	1	4	2
09:00	3	1	2	1	6	5	5	1	8	7	5	3
09:15	1	0	3	3	4	3	2	1	3	2	3	2
09:30	1	3	7	1	4	2	5	0	2	2	4	2
09:45	4	1	2	2	2	1	4	1	3	4	3	2
10:00	2	2	2	2	2	3	2	1	1	4	2	2
10:15	1	0	2	1	1	2	3	3	1	3	2	2
10:30	1	1	4	2	3	1	2	1	2	2	2	1
10:45	3	0	2	0	2	3	4	2	7	2	4	1
11:00	1	1	2	1	2	0	4	2	5	3	3	1
11:15	2	0	2	1	5	1	4	1	3	0	3	1
11:30	4	0	1	1	3	1	0	1	5	2	3	1
11:45	4	0	6	0	3	0	2	0	4	3	4	1
Totals	104	143	122	130	120	135	130	132	74	168	110	142
Day Total	247		252		255		262		242		252	
AM Pct	42.1%		48.4%		47.1%		49.6%		30.6%		43.7%	
Peak Hour	7:45	16:30	7:45	17:30	7:15	13:00	7:45	18:15	8:15	16:00	7:45	17:30
Peak Volume	58	24	60	24	59	22	72	26	20	23	53	19
P.H.F	0.5179	0.8571	0.6250	0.6000	0.6146	0.5000	0.5143	0.6500	0.6250	0.5750	0.5761	0.7917

AECOM

7:00-8:00 AM	22	20	31	13	36	13	29	13	7	23	25	16
7:15-8:15 AM	49	20	52	15	59	13	62	13	9	20	46	16
7:30-8:30 AM	50	24	54	13	59	14	66	10	13	18	48	16
7:45-8:45 AM	58	22	60	18	58	18	72	10	15	20	53	18
8:00-9:00 AM	45	21	42	18	38	20	53	10	15	16	39	17

4:00-5:00 PM	22	20	31	13	36	13	29	13	7	23	25	16
4:15-5:15 PM	49	20	52	15	59	13	62	13	9	20	46	16
4:30-5:30 PM	50	24	54	13	59	14	66	10	13	18	48	16
4:45-5:45 PM	58	22	60	18	58	18	72	10	15	20	53	18
5:00-6:00 PM	45	21	42	18	38	20	53	10	15	16	39	17

Client: AECOM SJ
 File Number: 11 - OBERLIN ST EB-OUT
 Route: OBERLIN ST
 Location: W. of STANFORD AVE

Site Ref: 11
 Direction: EB-OUT

Count Date	9/27/2021		9/28/2021		9/29/2021		9/30/2021		10/1/2021		Average	
Count Time	AM	PM	AM	PM	AM	PM	AM	PM	AM	PM	AM	PM
00:00	0	5	0	4	0	8	1	3	1	2	0	4
00:15	0	2	0	4	0	1	2	0	0	2	0	2
00:30	1	5	0	4	0	1	1	5	0	8	0	5
00:45	0	1	1	1	0	4	0	5	0	5	0	3
01:00	1	7	0	6	0	5	0	5	0	2	0	5
01:15	0	2	0	2	0	2	0	1	0	1	0	2
01:30	0	2	0	2	0	5	0	5	0	2	0	3
01:45	0	5	0	0	0	5	0	3	0	2	0	3
02:00	0	5	0	1	1	6	0	1	0	8	0	4
02:15	0	2	0	1	0	3	0	4	0	6	0	3
02:30	0	2	0	4	0	1	0	4	0	2	0	3
02:45	0	6	0	7	0	4	0	5	0	4	0	5
03:00	0	1	0	1	0	2	0	2	0	6	0	2
03:15	0	9	0	5	0	5	1	8	0	6	0	7
03:30	0	2	0	4	0	4	0	5	0	2	0	3
03:45	0	6	0	2	0	4	0	3	0	3	0	4
04:00	0	5	0	5	1	4	0	1	0	6	0	4
04:15	0	7	0	4	0	8	0	9	0	4	0	6
04:30	0	5	0	6	1	3	0	8	1	5	0	5
04:45	0	6	0	11	1	7	0	3	0	7	0	7
05:00	0	12	0	4	0	11	0	10	0	8	0	9
05:15	1	11	0	8	1	10	1	11	0	7	1	9
05:30	0	6	0	2	0	4	1	5	0	9	0	5
05:45	0	3	0	5	1	4	1	4	0	7	0	5
06:00	0	5	1	5	0	3	0	6	1	4	0	5
06:15	0	10	1	7	1	5	0	11	0	10	0	9
06:30	0	2	1	5	2	3	2	2	0	6	1	4
06:45	0	2	2	5	0	7	0	3	0	7	0	5
07:00	3	2	4	2	3	3	1	5	0	3	2	3
07:15	1	4	1	4	1	2	3	3	1	2	1	3
07:30	2	6	2	4	1	2	3	5	0	4	2	4
07:45	7	3	2	2	4	3	3	8	4	5	4	4
08:00	5	4	3	4	5	3	6	4	5	5	5	4
08:15	6	3	5	4	7	2	3	0	3	3	5	2
08:30	6	3	4	3	6	2	4	2	8	6	6	3
08:45	5	1	2	2	7	2	4	0	3	5	4	2
09:00	1	1	2	1	4	1	1	5	4	5	2	3
09:15	0	1	4	1	1	1	3	3	2	2	2	2
09:30	3	0	5	1	6	2	6	2	4	3	5	2
09:45	1	3	3	1	2	1	4	3	4	2	3	2
10:00	6	0	4	1	2	1	5	3	3	1	4	1
10:15	3	1	3	1	1	2	2	1	2	4	2	2
10:30	1	0	1	0	2	0	0	3	0	0	1	1
10:45	4	1	4	1	2	2	5	0	2	1	3	1
11:00	1	1	2	1	5	1	3	2	3	3	3	2
11:15	1	0	5	0	2	0	2	0	6	0	3	0
11:30	4	0	6	1	1	1	2	0	4	0	3	0
11:45	3	0	2	0	2	0	5	0	4	0	3	0
Totals	66	170	70	149	73	160	75	181	65	195	70	171
Day Total	236		219		233		256		260		241	
AM Pct	28.0%		32.0%		31.3%		29.3%		25.0%		29.0%	
Peak Hour	7:45	16:45	10:45	16:30	8:00	16:45	9:15	16:30	7:45	16:45	7:45	16:30
Peak Volume	24	35	17	29	25	32	18	32	20	31	20	30
P.H.F	0.8571	0.7292	0.7083	0.6591	0.8929	0.7273	0.7500	0.7273	0.6250	0.8611	0.8333	0.8333

AECOM

7:00-8:00 AM	13	23	9	26	9	22	10	21	5	22	9	23
7:15-8:15 AM	15	30	8	25	11	29	15	30	10	24	12	28
7:30-8:30 AM	20	34	12	29	17	31	15	32	12	27	15	31
7:45-8:45 AM	24	35	14	25	22	32	16	29	20	31	19	30
8:00-9:00 AM	22	32	14	19	25	29	17	30	19	31	19	28

4:00-5:00 PM	13	23	9	26	9	22	10	21	5	22	9	23
4:15-5:15 PM	15	30	8	25	11	29	15	30	10	24	12	28
4:30-5:30 PM	20	34	12	29	17	31	15	32	12	27	15	31
4:45-5:45 PM	24	35	14	25	22	32	16	29	20	31	19	30
5:00-6:00 PM	22	32	14	19	25	29	17	30	19	31	19	28

Client: AECOM SJ
 File Number: 12 - OLMSTED RD SB-IN
 Route: OLMSTED RD
 Location: N. of ESCONDIDO RD

Site Ref: 12
 Direction: SB-IN

Count Date	9/27/2021		9/28/2021		9/29/2021		9/30/2021		10/1/2021		Average	
Count Time	AM	PM	AM	PM	AM	PM	AM	PM	AM	PM	AM	PM
00:00	0	6	0	2	0	2	0	5	0	3	0	4
00:15	0	2	0	1	0	1	0	2	0	3	0	2
00:30	0	2	0	3	0	5	0	3	0	1	0	3
00:45	0	0	0	1	0	0	0	0	0	5	0	1
01:00	0	3	0	0	0	3	0	2	0	1	0	2
01:15	0	1	0	1	0	11	0	1	0	2	0	3
01:30	0	2	0	1	0	9	0	0	0	3	0	3
01:45	0	1	0	1	0	0	0	4	0	1	0	1
02:00	0	0	0	2	0	1	0	2	0	0	0	1
02:15	0	1	0	4	0	1	0	8	0	0	0	3
02:30	0	8	0	9	0	2	0	5	0	3	0	5
02:45	0	9	0	8	0	3	1	14	0	4	0	8
03:00	0	7	0	10	0	7	0	8	0	7	0	8
03:15	0	6	0	9	0	10	0	9	1	7	0	8
03:30	0	5	0	3	0	4	1	4	0	3	0	4
03:45	0	2	0	3	0	2	0	3	0	7	0	3
04:00	0	7	0	5	0	4	0	3	0	0	0	4
04:15	0	4	0	7	0	9	0	5	0	3	0	6
04:30	0	4	0	4	0	2	0	3	1	6	0	4
04:45	0	7	0	5	0	2	0	2	0	4	0	4
05:00	0	6	0	3	0	10	0	3	0	3	0	5
05:15	0	7	0	4	0	1	0	1	0	0	0	3
05:30	0	3	0	1	0	4	0	1	0	2	0	2
05:45	1	3	1	3	1	1	0	3	0	2	1	2
06:00	0	0	0	3	0	2	1	2	1	2	0	2
06:15	0	1	0	4	0	0	0	3	1	2	0	2
06:30	0	3	1	1	0	2	0	2	0	1	0	2
06:45	0	1	0	1	1	0	0	3	1	1	0	1
07:00	0	1	0	2	1	2	1	1	1	0	1	1
07:15	1	0	0	0	1	1	0	1	1	1	1	1
07:30	1	1	2	2	3	0	1	0	1	1	2	1
07:45	13	0	20	2	17	2	17	0	3	0	14	1
08:00	25	0	30	0	26	0	34	0	4	1	24	0
08:15	5	0	4	0	0	1	1	2	7	0	3	1
08:30	6	0	5	1	4	1	8	0	4	2	5	1
08:45	3	2	4	1	8	0	4	0	7	0	5	1
09:00	4	0	3	0	5	0	6	0	5	1	5	0
09:15	3	0	8	0	4	0	6	1	1	2	4	1
09:30	2	1	2	1	1	0	4	0	0	1	2	1
09:45	3	0	1	0	1	0	7	3	0	1	2	1
10:00	0	1	3	0	0	0	3	0	6	0	2	0
10:15	1	0	0	0	1	1	2	0	1	1	1	0
10:30	1	0	1	0	4	0	0	0	1	0	1	0
10:45	0	0	1	1	3	1	2	1	0	2	1	1
11:00	2	0	1	0	0	0	0	0	5	0	2	0
11:15	0	0	4	0	2	0	3	0	3	0	2	0
11:30	3	0	1	1	5	0	3	0	5	0	3	0
11:45	2	0	4	0	4	0	7	0	2	0	4	0
Totals	76	107	96	110	92	107	112	110	62	89	88	105
Day Total	183		206		199		222		151		192	
AM Pct	41.5%		46.6%		46.2%		50.5%		41.1%		45.6%	
Peak Hour	7:45	14:30	7:45	14:30	7:15	14:45	7:45	14:30	8:15	15:00	7:45	14:30
Peak Volume	49	30	59	36	47	24	60	36	23	24	46	29
P.H.F	0.4900	0.8333	0.4917	0.9000	0.4519	0.6000	0.4412	0.6429	0.8214	0.8571	0.4792	0.9063

AECOM

7:00-8:00 AM	15	22	22	21	22	17	19	13	6	13	17	17
7:15-8:15 AM	40	21	52	19	47	23	52	13	9	16	40	18
7:30-8:30 AM	44	24	56	16	46	15	53	9	15	13	43	15
7:45-8:45 AM	49	23	59	13	47	17	60	7	18	9	47	14
8:00-9:00 AM	39	19	43	11	38	16	47	8	22	7	38	12

4:00-5:00 PM	15	22	22	21	22	17	19	13	6	13	17	17
4:15-5:15 PM	40	21	52	19	47	23	52	13	9	16	40	18
4:30-5:30 PM	44	24	56	16	46	15	53	9	15	13	43	15
4:45-5:45 PM	49	23	59	13	47	17	60	7	18	9	47	14
5:00-6:00 PM	39	19	43	11	38	16	47	8	22	7	38	12

Client: AECOM SJ
 File Number: 12 - OLMSTED RD NB-OUT
 Route: OLMSTED RD
 Location: N. of ESCONDIDO RD

Site Ref: 12
 Direction: NB-OUT

Count Date	9/27/2021		9/28/2021		9/29/2021		9/30/2021		10/1/2021		Average	
Count Time	AM	PM	AM	PM	AM	PM	AM	PM	AM	PM	AM	PM
00:00	0	5	0	2	0	2	0	7	0	2	0	4
00:15	0	2	0	2	0	4	0	2	0	3	0	3
00:30	0	5	0	1	0	2	0	1	0	2	0	2
00:45	0	1	0	0	0	3	0	5	0	1	0	2
01:00	0	1	0	3	0	3	0	0	0	1	0	2
01:15	0	0	0	0	0	6	0	4	0	3	0	3
01:30	0	2	0	1	0	12	0	1	0	0	0	3
01:45	0	2	0	0	0	2	0	4	0	2	0	2
02:00	0	1	0	0	0	1	0	2	0	0	0	1
02:15	0	4	0	0	0	2	0	8	0	2	0	3
02:30	0	6	0	3	0	3	0	9	0	2	0	5
02:45	0	10	0	6	0	4	0	8	0	4	0	6
03:00	0	3	0	1	0	1	0	2	0	2	0	2
03:15	0	3	0	3	0	2	1	3	0	1	0	2
03:30	0	1	0	2	0	4	0	1	0	2	0	2
03:45	0	3	0	3	0	3	0	7	0	3	0	4
04:00	0	3	0	9	0	2	0	5	0	2	0	4
04:15	0	4	0	5	0	7	0	2	0	4	0	4
04:30	0	5	0	2	0	6	0	8	0	4	0	5
04:45	0	8	0	5	0	12	0	9	0	7	0	8
05:00	0	6	0	2	0	2	0	2	0	3	0	3
05:15	0	9	0	8	0	7	0	2	0	5	0	6
05:30	0	4	1	3	0	2	0	1	1	3	0	3
05:45	0	6	0	3	3	6	1	6	1	5	1	5
06:00	3	1	4	4	3	2	4	6	2	5	3	4
06:15	4	3	11	2	7	2	8	3	6	4	7	3
06:30	4	3	6	2	8	3	6	1	3	4	5	3
06:45	1	0	2	2	3	4	1	0	4	2	2	2
07:00	2	3	0	3	0	2	2	0	1	5	1	3
07:15	1	0	0	0	1	0	3	2	1	3	1	1
07:30	5	1	5	2	5	0	4	2	6	1	5	1
07:45	5	0	5	2	9	0	3	0	10	0	6	0
08:00	4	0	13	0	7	1	10	0	3	0	7	0
08:15	3	0	3	0	3	0	0	1	3	1	2	0
08:30	7	0	4	3	3	0	7	0	5	1	5	1
08:45	3	0	5	0	6	0	3	0	3	2	4	0
09:00	3	1	4	0	0	1	2	0	2	0	2	0
09:15	1	0	3	0	1	0	3	1	0	1	2	0
09:30	3	1	1	1	0	1	4	0	0	0	2	1
09:45	2	0	1	0	0	1	7	0	2	1	2	0
10:00	0	2	0	0	2	1	1	0	3	0	1	1
10:15	2	0	0	0	1	0	1	0	0	1	1	0
10:30	1	1	0	2	3	0	0	1	0	1	1	1
10:45	0	0	1	1	2	0	3	1	0	0	1	0
11:00	0	0	2	0	2	0	0	0	2	0	1	0
11:15	2	0	2	0	1	0	3	0	5	1	3	0
11:30	3	0	4	0	8	0	8	0	6	0	6	0
11:45	1	0	3	0	3	0	4	0	2	0	3	0
Totals	60	110	80	88	81	116	89	117	71	96	76	105
Day Total	170		168		197		206		167		182	
AM Pct	35.3%		47.6%		41.1%		43.2%		42.5%		42.0%	
Peak Hour	7:45	16:30	7:30	16:00	7:30	16:00	7:15	14:00	7:30	16:30	7:30	16:30
Peak Volume	19	28	26	21	24	27	20	27	22	19	20	22
P.H.F	0.6786	0.7778	0.5000	0.5833	0.6667	0.5625	0.5000	0.7500	0.5500	0.6786	0.7143	0.6875

AECOM

7:00-8:00 AM	13	20	10	21	15	27	12	24	18	17	14	22
7:15-8:15 AM	15	23	23	14	22	27	20	21	20	18	20	21
7:30-8:30 AM	17	28	26	17	24	27	17	21	22	19	21	22
7:45-8:45 AM	19	27	25	18	22	23	20	14	21	18	21	20
8:00-9:00 AM	17	25	25	16	19	17	20	11	14	16	19	17

4:00-5:00 PM	13	20	10	21	15	27	12	24	18	17	14	22
4:15-5:15 PM	15	23	23	14	22	27	20	21	20	18	20	21
4:30-5:30 PM	17	28	26	17	24	27	17	21	22	19	21	22
4:45-5:45 PM	19	27	25	18	22	23	20	14	21	18	21	20
5:00-6:00 PM	17	25	25	16	19	17	20	11	14	16	19	17

Client: AECOM SJ
 File Number: 13 - BOWDOIN ST WB-IN
 Route: BOWDOIN ST
 Location: W. of STANFORD AVE

Site Ref: 13
 Direction: WB-IN

Count Date	9/27/2021		9/28/2021		9/29/2021		9/30/2021		10/1/2021		Average	
Count Time	AM	PM	AM	PM	AM	PM	AM	PM	AM	PM	AM	PM
00:00	10	56	6	50	3	54	4	52	5	59	6	54
00:15	7	29	2	53	1	34	7	37	7	35	5	38
00:30	2	40	3	39	0	44	8	49	3	49	3	44
00:45	1	40	8	45	1	44	6	42	5	56	4	45
01:00	1	45	0	53	0	44	3	55	1	55	1	50
01:15	2	42	1	33	2	54	2	44	15	44	4	43
01:30	6	29	1	35	0	50	1	34	4	59	2	41
01:45	2	34	0	31	0	43	2	40	4	35	2	37
02:00	1	36	0	25	1	27	1	27	2	50	1	33
02:15	0	21	1	41	0	42	2	37	1	38	1	36
02:30	1	37	0	50	0	42	1	55	0	41	0	45
02:45	0	51	2	58	1	34	5	47	2	54	2	49
03:00	2	31	0	45	2	38	2	42	4	41	2	39
03:15	1	51	0	39	0	49	2	42	0	65	1	49
03:30	0	52	2	36	1	45	1	41	4	43	2	43
03:45	7	44	2	51	3	54	1	47	2	79	3	55
04:00	2	52	1	44	0	50	5	50	4	52	2	50
04:15	1	45	2	39	7	44	2	57	3	81	3	53
04:30	3	57	2	42	2	46	4	40	4	80	3	53
04:45	9	46	6	50	6	44	8	44	6	65	7	50
05:00	11	51	11	47	8	40	6	49	10	54	9	48
05:15	15	45	14	54	14	49	9	61	10	66	12	55
05:30	19	40	16	57	18	61	19	54	17	70	18	56
05:45	57	47	65	56	59	57	50	76	66	68	59	61
06:00	33	50	30	46	30	48	26	39	38	85	31	54
06:15	35	45	38	55	47	57	32	36	19	97	34	58
06:30	35	27	42	40	41	42	41	37	27	58	37	41
06:45	33	46	37	35	34	51	34	55	43	54	36	48
07:00	34	22	36	39	39	34	26	42	36	52	34	38
07:15	66	25	50	27	61	33	53	46	45	37	55	34
07:30	86	28	67	31	53	39	79	69	70	47	71	43
07:45	85	26	99	32	98	30	80	32	53	20	83	28
08:00	97	31	93	27	98	24	94	36	81	28	93	29
08:15	102	17	82	20	66	27	109	25	60	30	84	24
08:30	92	13	98	26	87	21	77	32	78	28	86	24
08:45	91	24	94	31	100	15	97	26	66	33	90	26
09:00	70	26	71	26	90	21	62	29	51	30	69	26
09:15	67	12	68	23	63	23	69	30	64	28	66	23
09:30	45	13	69	19	53	15	76	27	40	27	57	20
09:45	59	5	50	13	31	18	48	19	54	29	48	17
10:00	45	13	49	12	39	15	43	14	57	19	47	15
10:15	43	9	44	7	45	11	41	14	45	32	44	15
10:30	56	4	42	16	43	12	38	9	39	19	44	12
10:45	48	7	49	5	63	7	37	14	52	16	50	10
11:00	41	4	45	7	42	5	47	8	53	16	46	8
11:15	39	4	49	5	42	8	41	8	49	12	44	7
11:30	49	3	50	4	48	8	45	9	54	9	49	7
11:45	53	3	50	1	47	4	32	7	46	11	46	5
Totals	1564	1478	1547	1620	1489	1657	1478	1785	1399	2156	1495	1739
Day Total	3042		3167		3146		3263		3555		3235	
AM Pct	51.4%		48.8%		47.3%		45.3%		39.4%		46.2%	
Peak Hour	8:00	16:00	7:45	17:00	8:00	17:30	8:00	17:00	8:00	17:30	8:00	17:30
Peak Volume	382	200	372	214	351	223	377	240	285	320	353	229
P.H.F	0.9363	0.8772	0.9394	0.9386	0.8775	0.9139	0.8647	0.7895	0.8796	0.8247	0.9489	0.9385

AECOM

7:00-8:00 AM	271	200	252	175	251	184	238	191	204	278	243	206
7:15-8:15 AM	334	199	309	178	310	174	306	190	249	280	302	204
7:30-8:30 AM	370	199	341	193	315	179	362	194	264	265	330	206
7:45-8:45 AM	376	182	372	208	349	194	360	208	272	255	346	209
8:00-9:00 AM	382	183	367	214	351	207	377	240	285	258	352	220

4:00-5:00 PM	271	200	252	175	251	184	238	191	204	278	243	206
4:15-5:15 PM	334	199	309	178	310	174	306	190	249	280	302	204
4:30-5:30 PM	370	199	341	193	315	179	362	194	264	265	330	206
4:45-5:45 PM	376	182	372	208	349	194	360	208	272	255	346	209
5:00-6:00 PM	382	183	367	214	351	207	377	240	285	258	352	220

Client: AECOM SJ
 File Number: 13 - BOWDOIN ST EB-OUT
 Route: BOWDOIN ST
 Location: W. of STANFORD AVE

Site Ref: 13
 Direction: EB-OUT

Count Date	9/27/2021		9/28/2021		9/29/2021		9/30/2021		10/1/2021		Average	
Count Time	AM	PM	AM	PM	AM	PM	AM	PM	AM	PM	AM	PM
00:00	13	33	7	43	5	30	2	39	5	53	6	40
00:15	7	26	4	28	2	42	5	33	5	34	5	33
00:30	7	25	4	34	1	33	6	31	6	35	5	32
00:45	6	42	3	35	3	34	5	41	1	39	4	38
01:00	4	42	3	37	2	43	7	38	6	36	4	39
01:15	3	24	2	39	2	38	7	36	2	47	3	37
01:30	2	45	0	47	0	35	1	52	3	54	1	47
01:45	2	30	0	34	1	36	2	38	6	38	2	35
02:00	2	44	1	42	2	44	0	51	7	35	2	43
02:15	2	40	0	53	1	50	2	50	2	49	1	48
02:30	2	79	4	102	1	83	4	83	4	85	3	86
02:45	0	51	1	56	2	65	2	51	3	81	2	61
03:00	1	54	0	63	1	74	1	56	2	65	1	62
03:15	1	83	0	69	1	74	2	82	0	67	1	75
03:30	0	66	0	71	1	72	0	72	0	64	0	69
03:45	0	59	1	60	0	56	3	83	2	68	1	65
04:00	1	71	2	90	0	67	1	69	0	86	1	77
04:15	0	61	0	57	0	55	1	52	2	69	1	59
04:30	0	84	1	92	0	86	0	69	0	94	0	85
04:45	1	84	4	66	1	79	2	78	3	83	2	78
05:00	2	95	0	99	2	103	2	112	3	107	2	103
05:15	3	115	1	92	0	88	0	94	2	128	1	103
05:30	3	91	5	83	4	82	3	89	0	105	3	90
05:45	2	57	2	79	7	73	5	68	5	89	4	73
06:00	8	70	12	54	7	54	7	54	7	62	8	59
06:15	3	44	6	59	11	61	4	73	6	93	6	66
06:30	13	68	11	46	7	57	9	60	10	87	10	64
06:45	13	47	8	51	8	48	10	62	8	73	9	56
07:00	8	40	16	47	16	50	13	46	11	56	13	48
07:15	23	29	18	48	15	46	16	46	11	49	17	44
07:30	24	46	17	40	20	41	19	46	25	38	21	42
07:45	34	26	20	46	28	43	34	32	24	48	28	39
08:00	44	29	37	37	28	31	53	31	23	45	37	35
08:15	20	15	22	33	24	29	27	30	24	35	23	28
08:30	31	23	23	29	22	33	19	29	24	25	24	28
08:45	22	22	33	21	24	34	32	27	24	19	27	25
09:00	19	35	22	19	25	21	14	27	20	21	20	25
09:15	19	18	15	21	18	27	24	32	25	51	20	30
09:30	21	15	11	24	24	22	20	27	29	41	21	26
09:45	25	12	32	12	12	22	28	18	16	41	23	21
10:00	28	6	27	15	21	18	25	25	22	33	25	19
10:15	19	9	18	15	24	20	15	19	18	17	19	16
10:30	21	9	24	11	20	14	17	12	33	13	23	12
10:45	22	6	22	2	27	8	15	8	20	19	21	9
11:00	20	7	27	4	37	6	32	12	33	10	30	8
11:15	24	7	21	5	32	3	31	4	41	14	30	7
11:30	22	8	29	9	19	12	31	6	40	5	28	8
11:45	31	4	21	4	32	3	30	9	39	8	31	6
Totals	578	1996	537	2123	540	2145	588	2202	602	2514	569	2196
Day Total	2574		2660		2685		2790		3116		2765	
AM Pct	22.5%		20.2%		20.1%		21.1%		19.3%		20.6%	
Peak Hour	7:45	16:45	8:00	17:00	11:00	16:30	7:30	16:45	11:00	17:00	11:00	16:45
Peak Volume	129	385	115	353	120	356	133	373	153	429	119	374
P.H.F	0.7330	0.8370	0.7770	0.8914	0.8108	0.8641	0.6274	0.8326	0.9329	0.8379	0.9597	0.9078

AECOM

7:00-8:00 AM	89	300	71	305	79	287	82	268	71	332	78	298
7:15-8:15 AM	125	324	92	314	91	323	122	311	83	353	103	325
7:30-8:30 AM	122	378	96	349	100	356	133	353	96	412	109	370
7:45-8:45 AM	129	385	102	340	102	352	133	373	95	423	112	375
8:00-9:00 AM	117	358	115	353	98	346	131	363	95	429	111	370

4:00-5:00 PM	89	300	71	305	79	287	82	268	71	332	78	298
4:15-5:15 PM	125	324	92	314	91	323	122	311	83	353	103	325
4:30-5:30 PM	122	378	96	349	100	356	133	353	96	412	109	370
4:45-5:45 PM	129	385	102	340	102	352	133	373	95	423	112	375
5:00-6:00 PM	117	358	115	353	98	346	131	363	95	429	111	370

Client: AECOM SJ
 File Number: 14 - RAIMUNDO WAY WB-IN
 Route: RAIMUNDO WAY
 Location: W. of STANFORD AVE

Site Ref: 14
 Direction: WB-IN

Count Date	9/27/2021		9/28/2021		9/29/2021		9/30/2021		10/1/2021		Average	
Count Time	AM	PM	AM	PM	AM	PM	AM	PM	AM	PM	AM	PM
00:00	1	12	1	9	1	7	1	9	1	9	1	9
00:15	1	9	0	9	1	16	0	7	0	11	0	10
00:30	0	5	0	7	0	11	0	8	0	11	0	8
00:45	0	18	0	7	0	10	0	8	0	13	0	11
01:00	2	9	0	12	0	5	0	16	0	10	0	10
01:15	0	3	0	10	0	10	0	6	0	8	0	7
01:30	0	5	0	8	0	14	0	6	0	9	0	8
01:45	0	5	0	11	0	11	0	3	0	7	0	7
02:00	0	10	0	9	0	11	0	11	0	10	0	10
02:15	0	11	0	8	0	7	0	15	0	11	0	10
02:30	0	18	0	17	0	8	0	17	0	4	0	13
02:45	0	8	0	14	0	10	1	10	0	14	0	11
03:00	0	9	0	11	0	11	0	10	0	10	0	10
03:15	0	7	0	14	0	12	0	13	0	15	0	12
03:30	0	18	0	16	0	14	0	9	0	10	0	13
03:45	0	10	0	10	0	9	0	17	0	15	0	12
04:00	0	10	0	12	0	13	0	12	0	5	0	10
04:15	0	12	0	17	0	12	0	15	0	12	0	14
04:30	0	5	0	11	0	10	0	7	0	10	0	9
04:45	0	24	0	9	0	13	0	8	0	9	0	13
05:00	0	10	1	11	0	12	0	7	0	11	0	10
05:15	1	8	0	7	0	10	0	15	1	6	0	9
05:30	0	6	1	13	0	9	1	13	0	11	0	10
05:45	1	4	0	18	1	13	0	27	0	13	0	15
06:00	0	16	0	12	0	14	0	30	0	16	0	18
06:15	1	11	5	8	1	11	0	16	1	6	2	10
06:30	2	2	0	8	4	7	5	10	3	12	3	8
06:45	4	5	0	14	2	4	0	9	5	12	2	9
07:00	8	13	4	6	3	12	5	6	4	13	5	10
07:15	5	5	5	12	8	4	6	12	9	8	7	8
07:30	8	6	7	10	12	1	10	9	7	9	9	7
07:45	14	4	16	5	18	5	15	8	13	2	15	5
08:00	14	0	13	4	22	4	24	6	14	7	17	4
08:15	16	5	16	7	11	5	13	6	13	6	14	6
08:30	21	2	13	4	19	6	15	4	17	3	17	4
08:45	19	3	23	2	27	2	19	1	13	6	20	3
09:00	13	2	12	2	15	5	12	5	19	2	14	3
09:15	11	3	9	2	14	4	9	4	11	2	11	3
09:30	7	0	15	1	7	4	9	1	11	2	10	2
09:45	13	2	7	1	15	1	22	2	11	6	14	2
10:00	8	0	9	4	11	0	12	3	12	6	10	3
10:15	6	1	14	1	10	1	7	3	10	0	9	1
10:30	11	0	11	0	7	1	11	1	10	0	10	0
10:45	12	0	6	0	12	0	13	2	9	2	10	1
11:00	8	1	15	2	5	1	12	3	13	2	11	2
11:15	9	0	10	1	10	1	6	1	15	6	10	2
11:30	13	1	10	0	10	1	7	1	10	3	10	1
11:45	8	0	8	1	7	1	11	2	10	2	9	1
Totals	237	318	231	377	253	353	246	414	242	377	242	368
Day Total	555		608		606		660		619		610	
AM Pct	42.7%		38.0%		41.7%		37.3%		39.1%		39.7%	
Peak Hour	8:00	16:00	8:00	14:30	8:00	15:15	8:00	17:30	8:15	15:00	8:00	17:30
Peak Volume	70	51	65	56	79	48	71	86	62	50	68	53
P.H.F	0.8333	0.5313	0.7065	0.8235	0.7315	0.8571	0.7396	0.7167	0.8158	0.8333	0.8500	0.7361

AECOM

7:00-8:00 AM	35	51	32	49	41	48	36	42	33	36	35	45
7:15-8:15 AM	41	51	41	48	60	47	55	37	43	42	48	45
7:30-8:30 AM	52	47	52	38	63	45	62	37	47	36	55	41
7:45-8:45 AM	65	48	58	40	70	44	67	43	57	37	63	42
8:00-9:00 AM	70	28	65	49	79	44	71	62	57	41	68	45
4:00-5:00 PM	35	51	32	49	41	48	36	42	33	36	35	45
4:15-5:15 PM	41	51	41	48	60	47	55	37	43	42	48	45
4:30-5:30 PM	52	47	52	38	63	45	62	37	47	36	55	41
4:45-5:45 PM	65	48	58	40	70	44	67	43	57	37	63	42
5:00-6:00 PM	70	28	65	49	79	44	71	62	57	41	68	45

Client: AECOM SJ
 File Number: 14 - RAIMUNDO WAY EB-OUT
 Route: RAIMUNDO WAY
 Location: W. of STANFORD AVE

Site Ref: 14
 Direction: EB-OUT

Count Date	9/27/2021		9/28/2021		9/29/2021		9/30/2021		10/1/2021		Average	
Count Time	AM	PM	AM	PM	AM	PM	AM	PM	AM	PM	AM	PM
00:00	7	7	1	10	1	15	0	10	0	8	2	10
00:15	1	10	0	16	0	12	0	7	0	10	0	11
00:30	0	12	0	7	0	7	0	10	3	11	1	9
00:45	0	12	0	21	0	13	0	6	0	10	0	12
01:00	0	8	0	9	0	14	0	11	2	16	0	12
01:15	0	2	0	8	0	8	0	10	0	11	0	8
01:30	0	11	0	6	0	8	0	15	0	14	0	11
01:45	0	10	0	10	0	6	0	9	0	6	0	8
02:00	0	16	0	19	0	19	0	17	2	15	0	17
02:15	0	25	0	21	0	11	0	24	3	9	1	18
02:30	2	10	3	12	3	16	4	9	3	11	3	12
02:45	0	11	0	9	0	12	0	17	0	10	0	12
03:00	0	15	0	18	0	17	0	10	0	6	0	13
03:15	0	19	0	25	0	18	0	21	0	22	0	21
03:30	0	9	0	18	0	13	0	18	0	11	0	14
03:45	0	15	1	12	0	11	0	17	0	5	0	12
04:00	0	23	0	14	0	11	0	18	0	16	0	16
04:15	0	13	0	15	0	13	0	17	0	11	0	14
04:30	0	9	0	18	0	9	0	12	0	9	0	11
04:45	1	15	1	17	0	22	0	9	0	21	0	17
05:00	0	11	0	20	0	18	0	19	1	14	0	16
05:15	1	18	0	19	0	18	0	23	0	15	0	19
05:30	0	13	0	23	0	12	1	17	1	15	0	16
05:45	0	17	1	9	1	14	0	11	0	15	0	13
06:00	0	9	0	15	1	7	0	15	0	21	0	13
06:15	0	9	0	17	0	12	0	14	0	11	0	13
06:30	1	9	3	16	3	11	1	13	2	15	2	13
06:45	2	7	2	13	1	8	3	8	6	8	3	9
07:00	3	7	4	3	1	6	3	7	4	7	3	6
07:15	4	3	4	12	8	8	6	8	8	10	6	8
07:30	8	5	14	11	15	11	11	5	11	8	12	8
07:45	34	9	31	4	32	6	24	10	9	5	26	7
08:00	15	3	21	4	16	12	11	12	13	3	15	7
08:15	8	4	11	2	8	9	10	4	10	4	9	5
08:30	10	1	13	5	17	7	18	20	11	3	14	7
08:45	17	2	16	8	17	6	14	8	13	3	15	5
09:00	8	3	7	5	11	1	13	15	9	3	10	5
09:15	7	4	10	1	11	1	12	8	12	2	10	3
09:30	6	1	9	1	17	0	12	7	10	2	11	2
09:45	10	1	9	5	5	0	11	0	13	7	10	3
10:00	15	1	12	2	18	0	11	0	17	6	15	2
10:15	8	0	15	2	10	1	12	2	17	3	12	2
10:30	14	0	14	1	10	1	11	4	13	0	12	1
10:45	11	1	9	2	5	0	9	2	18	4	10	2
11:00	6	2	13	0	13	1	16	1	20	2	14	1
11:15	10	0	9	0	11	1	12	0	11	2	11	1
11:30	17	0	6	0	11	4	10	1	12	2	11	1
11:45	12	0	12	1	8	0	12	2	12	0	11	1
Totals	238	392	251	486	254	430	247	503	266	422	251	447
Day Total	630		737		684		750		688		698	
AM Pct	37.8%		34.1%		37.1%		32.9%		38.7%		36.0%	
Peak Hour	7:45	15:15	7:30	16:45	7:45	16:45	7:45	15:15	10:15	17:15	7:45	16:45
Peak Volume	67	66	77	79	73	70	63	74	68	66	64	68
P.H.F	0.4926	0.7174	0.6210	0.8587	0.5703	0.7955	0.6563	0.8810	0.8500	0.7857	0.6154	0.8947

AECOM

7:00-8:00 AM	49	60	53	64	56	55	44	56	32	57	47	58
7:15-8:15 AM	61	48	70	70	71	62	52	57	41	55	59	58
7:30-8:30 AM	65	53	77	74	71	67	56	63	43	59	62	63
7:45-8:45 AM	67	57	76	79	73	70	63	68	43	65	64	68
8:00-9:00 AM	50	59	61	71	58	62	53	70	47	59	54	64

4:00-5:00 PM	49	60	53	64	56	55	44	56	32	57	47	58
4:15-5:15 PM	61	48	70	70	71	62	52	57	41	55	59	58
4:30-5:30 PM	65	53	77	74	71	67	56	63	43	59	62	63
4:45-5:45 PM	67	57	76	79	73	70	63	68	43	65	64	68
5:00-6:00 PM	50	59	61	71	58	62	53	70	47	59	54	64

Client: AECOM SJ
 File Number: 15 - SANTA MARIA AVE NB-IN
 Route: SANTA MARIA AVE
 Location: N. of JUNIPERO SERRA BLVD

Site Ref: 15
 Direction: NB-IN

Count Date	9/27/2021		9/28/2021		9/29/2021		9/30/2021		10/1/2021		Average	
Count Time	AM	PM	AM	PM	AM	PM	AM	PM	AM	PM	AM	PM
00:00	0	1	0	1	0	2	0	2	1	1	0	1
00:15	0	2	0	4	1	4	0	2	0	0	0	2
00:30	0	3	0	4	0	2	0	2	0	6	0	3
00:45	0	2	0	0	0	4	0	0	0	2	0	2
01:00	0	3	0	3	0	3	0	4	0	0	0	3
01:15	0	3	0	4	0	2	0	1	0	2	0	2
01:30	0	0	0	1	0	0	0	1	0	0	0	0
01:45	0	1	0	3	0	1	0	1	0	1	0	1
02:00	0	2	0	1	0	1	0	1	1	3	0	2
02:15	0	1	0	3	0	2	0	5	0	2	0	3
02:30	0	1	0	0	0	2	0	1	0	1	0	1
02:45	0	2	0	1	0	0	0	1	0	2	0	1
03:00	0	0	0	3	0	0	0	1	0	3	0	1
03:15	0	0	0	2	0	0	0	4	0	3	0	2
03:30	0	0	0	1	0	4	0	4	0	3	0	2
03:45	0	1	0	5	0	5	0	3	0	2	0	3
04:00	0	3	0	2	0	4	0	4	0	3	0	3
04:15	0	3	0	2	0	0	0	4	0	1	0	2
04:30	0	1	0	2	0	1	0	1	0	2	0	1
04:45	0	0	0	2	0	1	0	7	0	3	0	3
05:00	0	2	0	1	0	1	0	0	0	9	0	3
05:15	0	3	0	1	0	1	0	1	1	4	0	2
05:30	0	2	0	4	0	0	0	3	1	2	0	2
05:45	0	4	0	6	0	1	2	3	0	8	0	4
06:00	0	3	0	1	1	3	0	3	0	4	0	3
06:15	0	0	0	2	0	0	0	2	0	3	0	1
06:30	0	2	0	2	0	0	0	1	0	1	0	1
06:45	0	2	3	2	0	0	1	1	1	2	1	1
07:00	2	1	1	0	2	0	1	2	2	2	2	1
07:15	2	1	3	2	4	1	3	1	4	0	3	1
07:30	3	0	1	4	2	0	1	2	2	1	2	1
07:45	3	1	8	2	2	1	6	1	9	0	6	1
08:00	5	0	5	1	1	0	4	2	3	5	4	2
08:15	3	1	1	0	2	0	5	0	4	1	3	0
08:30	3	1	2	0	1	0	2	0	2	1	2	0
08:45	1	1	3	0	0	0	3	0	6	0	3	0
09:00	3	3	4	2	1	0	0	1	2	2	2	2
09:15	0	0	1	2	0	1	1	1	1	0	1	1
09:30	1	0	2	0	2	0	3	0	2	2	2	0
09:45	2	0	4	0	2	0	4	0	2	1	3	0
10:00	2	1	7	0	4	1	0	1	4	2	3	1
10:15	0	0	2	1	2	2	1	2	2	2	1	1
10:30	0	0	5	0	1	1	3	2	3	1	2	1
10:45	3	0	3	2	3	0	0	0	6	0	3	0
11:00	1	0	1	0	1	0	9	0	1	0	3	0
11:15	1	0	2	1	0	0	3	0	1	2	1	1
11:30	0	0	0	0	0	0	2	1	1	0	1	0
11:45	0	0	1	0	2	0	1	0	1	0	1	0
Totals	35	57	59	80	34	51	55	79	63	97	49	73
Day Total	92		139		85		134		160		122	
AM Pct	38.0%		42.4%		40.0%		41.0%		39.4%		40.3%	
Peak Hour	7:30	17:15	9:45	17:30	7:00	12:15	7:45	16:00	7:15	17:00	7:15	17:00
Peak Volume	14	12	18	13	10	13	17	16	18	23	15	11
P.H.F	0.7000	0.7500	0.6429	0.5417	0.6250	0.8125	0.7083	0.5714	0.5000	0.6389	0.6250	0.6875

AECOM

7:00-8:00 AM	10	7	13	8	10	6	11	16	17	9	12	9
7:15-8:15 AM	13	6	17	7	9	3	14	12	18	15	14	9
7:30-8:30 AM	14	6	15	6	7	4	16	9	18	18	14	9
7:45-8:45 AM	14	7	16	8	6	3	17	11	18	18	14	9
8:00-9:00 AM	12	11	11	12	4	3	14	7	15	23	11	11
4:00-5:00 PM	10	7	13	8	10	6	11	16	17	9	12	9
4:15-5:15 PM	13	6	17	7	9	3	14	12	18	15	14	9
4:30-5:30 PM	14	6	15	6	7	4	16	9	18	18	14	9
4:45-5:45 PM	14	7	16	8	6	3	17	11	18	18	14	9
5:00-6:00 PM	12	11	11	12	4	3	14	7	15	23	11	11

Client: AECOM SJ
 File Number: 15 - SANTA MARIA AVE SB-OUT
 Route: SANTA MARIA AVE
 Location: N. of JUNIPERO SERRA BLVD

Site Ref: 15
 Direction: SB-OUT

Count Date	9/27/2021		9/28/2021		9/29/2021		9/30/2021		10/1/2021		Average	
Count Time	AM	PM	AM	PM	AM	PM	AM	PM	AM	PM	AM	PM
00:00	0	1	0	1	0	0	0	4	0	3	0	2
00:15	0	2	0	2	0	2	0	2	0	1	0	2
00:30	0	2	0	1	0	1	0	0	0	0	0	1
00:45	0	0	0	0	0	4	1	2	0	3	0	2
01:00	0	2	0	1	0	4	0	0	0	1	0	2
01:15	0	1	0	2	0	0	0	1	0	0	0	1
01:30	0	0	0	6	0	1	0	1	0	1	0	2
01:45	0	0	0	4	0	3	0	1	0	1	0	2
02:00	0	1	0	2	0	0	0	2	1	2	0	1
02:15	0	1	0	3	0	3	0	2	0	2	0	2
02:30	0	0	0	5	0	1	0	1	0	1	0	2
02:45	0	1	0	0	0	0	0	2	0	2	0	1
03:00	0	2	0	1	0	2	0	3	0	1	0	2
03:15	0	2	0	4	0	0	0	0	0	0	0	1
03:30	0	2	0	1	0	0	0	1	0	5	0	2
03:45	0	3	0	1	0	2	0	4	0	0	0	2
04:00	0	3	0	2	0	2	0	3	0	3	0	3
04:15	0	1	0	1	0	1	0	3	0	1	0	1
04:30	0	1	0	2	0	4	0	3	0	1	0	2
04:45	0	2	0	0	0	1	0	4	0	2	0	2
05:00	0	1	0	1	0	1	0	3	0	3	0	2
05:15	0	2	0	1	0	0	0	1	3	3	1	1
05:30	0	0	0	2	0	0	0	7	0	1	0	2
05:45	0	1	0	0	0	1	0	3	0	3	0	2
06:00	0	0	0	2	0	1	0	2	0	6	0	2
06:15	0	0	0	2	0	1	1	0	0	0	0	1
06:30	0	2	1	2	0	2	0	1	1	1	0	2
06:45	1	1	1	3	1	1	0	0	1	1	1	1
07:00	0	7	0	0	0	0	1	1	2	2	1	2
07:15	0	3	1	2	1	0	1	1	0	5	1	2
07:30	2	2	1	1	2	1	4	0	0	6	2	2
07:45	3	1	1	1	1	1	1	0	1	5	1	2
08:00	0	0	1	0	2	1	1	0	0	0	1	0
08:15	0	0	3	0	1	0	3	1	0	0	1	0
08:30	0	0	1	2	0	0	1	0	0	0	0	0
08:45	0	2	1	2	0	0	1	0	0	1	0	1
09:00	1	0	0	0	1	0	0	0	2	0	1	0
09:15	0	0	1	1	0	0	0	0	1	0	0	0
09:30	0	0	2	0	1	0	0	0	1	1	1	0
09:45	0	0	3	0	0	1	3	1	1	0	1	0
10:00	0	0	0	0	1	0	2	0	1	1	1	0
10:15	1	0	2	0	2	0	1	1	4	1	2	0
10:30	1	0	0	0	1	0	3	0	0	0	1	0
10:45	0	1	2	0	1	0	2	0	4	0	2	0
11:00	1	0	3	0	1	0	3	0	2	0	2	0
11:15	0	0	1	1	3	0	0	1	0	0	1	0
11:30	0	0	1	0	0	0	2	0	1	0	1	0
11:45	2	0	1	0	1	0	1	0	4	0	2	0
Totals	12	50	27	62	20	42	32	62	30	70	24	57
Day Total	62		89		62		94		100		81	
AM Pct	19.4%		30.3%		32.3%		34.0%		30.0%		29.7%	
Peak Hour	7:00	18:30	9:30	13:30	7:15	12:15	7:30	16:45	10:15	19:00	10:15	15:15
Peak Volume	5	13	7	15	6	11	9	15	10	18	7	8
P.H.F	0.4167	0.4643	0.5833	0.6250	0.7500	0.6875	0.5625	0.5357	0.6250	0.7500	0.8750	0.6667

AECOM

7:00-8:00 AM	5	7	3	5	4	8	7	13	3	7	4	8
7:15-8:15 AM	5	5	4	4	6	7	7	13	1	7	5	7
7:30-8:30 AM	5	6	6	4	6	6	9	11	1	9	5	7
7:45-8:45 AM	3	5	6	4	4	2	6	15	1	9	4	7
8:00-9:00 AM	0	4	6	4	3	2	6	14	0	10	3	7

4:00-5:00 PM	5	7	3	5	4	8	7	13	3	7	4	8
4:15-5:15 PM	5	5	4	4	6	7	7	13	1	7	5	7
4:30-5:30 PM	5	6	6	4	6	6	9	11	1	9	5	7
4:45-5:45 PM	3	5	6	4	4	2	6	15	1	9	4	7
5:00-6:00 PM	0	4	6	4	3	2	6	14	0	10	3	7

Client: AECOM SJ
 File Number: 16 - CAMPUS DR EAST EB-IN
 Route: CAMPUS DR EAST
 Location: E. of JUNIPERO SERRA BLVD

Site Ref: 16
 Direction: EB-IN

Count Date	9/27/2021		9/28/2021		9/29/2021		9/30/2021		10/1/2021		Average	
Count Time	AM	PM	AM	PM	AM	PM	AM	PM	AM	PM	AM	PM
00:00	4	10	3	28	4	26	4	25	10	35	5	25
00:15	2	19	2	21	3	34	8	28	11	41	5	29
00:30	9	25	1	30	6	38	8	33	6	27	6	31
00:45	4	20	2	36	0	39	4	33	5	27	3	31
01:00	2	28	4	24	2	32	15	27	5	35	6	29
01:15	2	25	1	31	1	35	6	32	1	27	2	30
01:30	0	22	0	26	1	23	0	21	3	30	1	24
01:45	1	29	1	30	2	29	1	37	3	22	2	29
02:00	1	23	0	39	0	22	0	27	3	29	1	28
02:15	1	34	0	18	0	19	0	19	2	32	1	24
02:30	0	26	0	35	0	28	1	27	1	25	0	28
02:45	0	26	1	36	0	22	0	31	0	35	0	30
03:00	0	25	0	31	0	28	0	31	2	35	0	30
03:15	1	33	0	27	1	29	0	43	0	37	0	34
03:30	1	25	1	32	0	36	1	26	0	30	1	30
03:45	1	38	0	34	0	48	0	35	1	28	0	37
04:00	1	34	0	28	0	40	0	42	0	42	0	37
04:15	0	29	0	25	0	37	0	38	0	44	0	35
04:30	0	29	0	25	0	42	0	28	1	39	0	33
04:45	1	33	2	34	4	41	1	38	2	44	2	38
05:00	3	31	4	33	2	37	2	37	2	45	3	37
05:15	3	33	3	29	7	28	2	30	3	43	4	33
05:30	7	28	6	29	9	28	5	42	11	50	8	35
05:45	11	29	8	43	16	33	17	35	13	48	13	38
06:00	9	30	7	43	6	36	9	39	8	55	8	41
06:15	15	20	14	32	16	38	13	32	10	60	14	36
06:30	12	23	28	31	17	31	20	28	23	70	20	37
06:45	15	29	17	26	15	53	13	23	11	26	14	31
07:00	12	23	17	29	19	19	16	30	7	30	14	26
07:15	28	27	29	26	23	26	15	23	27	31	24	27
07:30	33	20	31	30	46	21	28	27	41	29	36	25
07:45	41	21	59	27	47	20	53	17	54	28	51	23
08:00	48	16	56	19	53	27	52	16	46	14	51	18
08:15	60	15	45	23	57	20	70	26	53	26	57	22
08:30	68	14	72	20	59	15	56	20	60	28	63	19
08:45	54	20	65	13	70	18	50	21	57	19	59	18
09:00	46	7	38	15	70	14	50	22	38	25	48	17
09:15	50	6	50	15	41	15	38	12	45	24	45	14
09:30	45	11	45	14	39	16	39	21	48	14	43	15
09:45	21	7	34	15	27	13	25	17	37	23	29	15
10:00	26	12	20	12	30	9	27	14	24	18	25	13
10:15	29	9	29	10	42	14	52	12	28	18	36	13
10:30	22	7	34	8	32	12	27	10	23	15	28	10
10:45	33	4	35	8	34	9	33	19	26	19	32	12
11:00	27	4	33	5	31	4	42	6	40	13	35	6
11:15	29	6	41	6	32	4	51	6	31	16	37	8
11:30	27	1	23	4	27	7	25	5	34	11	27	6
11:45	28	6	24	4	29	8	44	8	36	13	32	8
Totals	833	992	885	1159	920	1223	923	1219	892	1475	891	1214
Day Total	1825		2044		2143		2142		2367		2104	
AM Pct	45.6%		43.3%		42.9%		43.1%		37.7%		42.3%	
Peak Hour	8:00	15:15	8:00	17:45	8:15	15:45	7:45	17:30	8:00	17:45	8:00	17:45
Peak Volume	230	130	238	149	256	167	231	148	216	233	230	152
P.H.F	0.8456	0.8553	0.8264	0.8663	0.9143	0.8698	0.8250	0.8810	0.9000	0.8321	0.9127	0.9268

AECOM

7:00-8:00 AM	114	125	136	112	135	160	112	146	129	169	125	142
7:15-8:15 AM	150	122	175	117	169	157	148	141	168	172	162	142
7:30-8:30 AM	182	126	191	121	203	148	203	133	194	171	195	140
7:45-8:45 AM	217	125	232	125	216	134	231	147	213	182	222	143
8:00-9:00 AM	230	121	238	134	239	126	228	144	216	186	230	142

4:00-5:00 PM	114	125	136	112	135	160	112	146	129	169	125	142
4:15-5:15 PM	150	122	175	117	169	157	148	141	168	172	162	142
4:30-5:30 PM	182	126	191	121	203	148	203	133	194	171	195	140
4:45-5:45 PM	217	125	232	125	216	134	231	147	213	182	222	143
5:00-6:00 PM	230	121	238	134	239	126	228	144	216	186	230	142

Client: AECOM SJ
 File Number: 16 - CAMPUS DR EAST WB-OUT
 Route: CAMPUS DR EAST
 Location: E. of JUNIPERO SERRA BLVD

Site Ref: 16
 Direction: WB-OUT

Count Date	9/27/2021		9/28/2021		9/29/2021		9/30/2021		10/1/2021		Average	
Count Time	AM	PM	AM	PM	AM	PM	AM	PM	AM	PM	AM	PM
00:00	7	26	0	38	3	26	6	38	10	43	5	34
00:15	11	25	3	28	2	29	6	36	4	38	5	31
00:30	7	26	3	29	3	22	8	33	5	31	5	28
00:45	1	21	2	42	2	35	2	28	2	33	2	32
01:00	6	44	3	31	3	48	7	39	2	44	4	41
01:15	2	41	3	35	4	41	6	36	4	45	4	40
01:30	1	28	1	34	0	46	3	39	8	57	3	41
01:45	3	26	0	28	0	48	1	32	6	52	2	37
02:00	1	37	0	29	2	39	2	46	2	42	1	39
02:15	0	31	1	24	2	46	1	43	3	46	1	38
02:30	1	46	0	63	0	54	2	41	4	57	1	52
02:45	1	56	1	45	0	48	1	39	0	50	1	48
03:00	0	44	0	39	0	41	5	44	5	60	2	46
03:15	0	46	0	64	1	60	1	52	2	77	1	60
03:30	1	43	1	41	0	59	1	49	1	65	1	51
03:45	0	51	1	48	0	60	0	60	0	48	0	53
04:00	1	58	1	72	0	54	0	45	0	68	0	59
04:15	2	48	0	48	1	63	4	40	1	69	2	54
04:30	0	57	0	50	1	74	0	66	2	60	1	61
04:45	1	72	1	53	3	76	2	75	1	59	2	67
05:00	1	63	1	78	1	86	0	75	4	82	1	77
05:15	0	67	0	59	0	89	1	85	0	83	0	77
05:30	1	52	4	66	5	69	2	60	7	73	4	64
05:45	9	47	7	46	6	56	8	60	9	70	8	56
06:00	8	52	1	71	4	60	3	65	5	56	4	61
06:15	6	52	7	50	17	43	7	51	5	69	8	53
06:30	8	47	14	65	7	55	11	45	9	79	10	58
06:45	11	33	17	52	14	52	8	52	17	60	13	50
07:00	16	36	12	40	12	48	10	59	9	51	12	47
07:15	17	47	23	54	19	42	18	50	17	58	19	50
07:30	22	37	10	45	17	46	14	43	27	40	18	42
07:45	29	28	40	32	37	26	23	32	27	66	31	37
08:00	43	31	39	41	41	36	34	36	29	31	37	35
08:15	23	24	26	32	29	26	35	34	25	34	28	30
08:30	31	25	41	35	35	28	31	35	41	33	36	31
08:45	28	20	41	27	30	36	32	27	40	26	34	27
09:00	29	20	24	28	48	26	30	27	24	33	31	27
09:15	32	14	23	23	38	21	28	21	35	36	31	23
09:30	35	22	45	24	31	19	24	22	32	38	33	25
09:45	24	15	29	20	30	21	27	17	32	31	28	21
10:00	21	21	21	15	23	22	25	13	34	28	25	20
10:15	23	16	20	12	31	20	26	18	28	20	26	17
10:30	24	13	27	8	21	10	31	23	34	18	27	14
10:45	29	9	34	8	38	6	31	21	31	24	33	14
11:00	19	2	30	9	38	11	39	7	39	27	33	11
11:15	24	3	32	7	22	4	30	5	42	19	30	8
11:30	34	4	36	6	27	7	29	7	49	22	35	9
11:45	28	5	26	3	31	4	39	8	40	12	33	6
Totals	621	1631	651	1797	679	1938	654	1879	753	2263	672	1902
Day Total	2252		2448		2617		2533		3016		2573	
AM Pct	27.6%		26.6%		25.9%		25.8%		25.0%		26.1%	
Peak Hour	7:45	16:30	8:00	16:45	8:30	16:30	11:00	16:30	11:00	17:00	8:00	16:45
Peak Volume	126	259	147	256	151	325	137	301	170	308	135	285
P.H.F	0.7326	0.8993	0.8963	0.8205	0.7865	0.9129	0.8782	0.8853	0.8673	0.9277	0.9122	0.9253

AECOM												
7:00-8:00 AM	84	235	85	223	85	267	65	226	80	256	80	241
7:15-8:15 AM	111	240	112	229	114	299	89	256	100	270	105	259
7:30-8:30 AM	117	259	115	240	124	325	106	301	108	284	114	282
7:45-8:45 AM	126	254	146	256	142	320	123	295	122	297	132	284
8:00-9:00 AM	125	229	147	249	135	300	132	280	135	308	135	273

4:00-5:00 PM	84	235	85	223	85	267	65	226	80	256	80	241
4:15-5:15 PM	111	240	112	229	114	299	89	256	100	270	105	259
4:30-5:30 PM	117	259	115	240	124	325	106	301	108	284	114	282
4:45-5:45 PM	126	254	146	256	142	320	123	295	122	297	132	284
5:00-6:00 PM	125	229	147	249	135	300	132	280	135	308	135	273

Client: AECOM SJ
 File Number:
 Route: CAMPUS DR WEST
 Location: N. of JUNIPERO SERRA BLVD

Site Ref: 1
 Direction: NB-IN

Count Date	10/4/2021		10/5/2021		10/6/2021		10/7/2021		10/8/2021		Average	
Count Time	AM	PM	AM	PM	AM	PM	AM	PM	AM	PM	AM	PM
00:00	1	56	1	46	1	55	4	58	3	66	2	56
00:15	3	52	3	44	9	54	2	83	2	64	4	59
00:30	4	42	2	61	1	62	3	67	4	78	3	62
00:45	2	54	1	65	2	58	1	78	5	67	2	64
01:00	2	60	1	57	5	75	0	70	4	49	2	62
01:15	0	62	2	65	0	79	4	58	3	61	2	65
01:30	0	46	1	52	3	68	0	78	4	62	2	61
01:45	0	50	1	40	0	53	0	51	1	56	0	50
02:00	1	42	0	59	5	42	0	70	4	59	2	54
02:15	0	38	8	33	3	52	8	56	2	59	4	48
02:30	1	62	3	73	3	44	3	65	2	62	2	61
02:45	1	62	1	57	1	66	0	75	3	54	1	63
03:00	1	47	0	42	0	48	1	62	1	60	1	52
03:15	1	49	1	43	1	78	1	57	0	49	1	55
03:30	1	52	6	62	2	52	3	54	6	63	4	57
03:45	4	60	4	52	7	72	6	67	5	50	5	60
04:00	5	61	3	60	6	54	2	48	3	75	4	60
04:15	3	47	7	55	2	55	11	47	4	69	5	55
04:30	4	52	9	66	7	56	7	69	5	76	6	64
04:45	14	58	12	63	16	47	14	64	15	72	14	61
05:00	14	50	15	53	16	53	13	62	11	77	14	59
05:15	21	56	30	63	29	59	27	64	24	62	26	61
05:30	46	53	51	59	51	73	48	69	41	68	47	64
05:45	88	77	90	49	74	70	81	75	70	70	81	68
06:00	56	43	76	55	63	66	69	58	58	62	64	57
06:15	89	47	92	53	93	56	83	66	66	51	85	55
06:30	75	59	85	68	80	52	76	69	66	73	76	64
06:45	86	55	91	44	79	35	99	60	87	47	88	48
07:00	82	35	65	33	75	36	58	29	67	41	69	35
07:15	104	17	104	33	88	24	91	31	86	24	95	26
07:30	84	20	96	26	95	11	103	31	72	26	90	23
07:45	101	21	107	24	129	19	130	28	90	27	111	24
08:00	132	15	169	36	157	21	150	31	140	27	150	26
08:15	163	18	142	22	143	22	131	24	137	19	143	21
08:30	144	16	171	18	142	21	168	22	151	21	155	20
08:45	156	14	152	15	173	21	143	10	132	21	151	16
09:00	117	16	157	18	141	10	126	12	102	13	129	14
09:15	112	10	108	10	115	11	128	11	89	17	110	12
09:30	106	6	112	15	103	15	124	8	121	10	113	11
09:45	95	12	91	9	90	10	115	9	106	7	99	9
10:00	64	10	70	7	67	16	74	9	75	9	70	10
10:15	68	10	61	17	66	13	84	14	77	14	71	14
10:30	74	7	61	6	69	8	66	9	71	12	68	8
10:45	66	5	80	9	90	4	68	7	59	6	73	6
11:00	66	5	80	5	73	5	74	7	61	10	71	6
11:15	67	9	68	5	58	9	87	7	73	7	71	7
11:30	54	4	58	4	72	4	54	6	72	8	62	5
11:45	67	2	68	1	59	7	70	3	71	6	67	4
Totals	2445	1744	2616	1852	2564	1921	2610	2108	2351	2086	2517	1942
Day Total	4189		4468		4485		4718		4437		4459	
AM Pct	58.4%		58.5%		57.2%		55.3%		53.0%		56.4%	
Peak Hour	8:00	12:30	8:00	12:30	8:00	12:45	8:00	12:15	8:00	16:15	8:00	12:30
Peak Volume	595	248	634	248	615	280	592	298	560	294	599	253
P.H.F	0.9126	0.9538	0.9269	0.9538	0.8887	0.8861	0.8810	0.8976	0.9272	0.9545	0.9661	0.9731

AECOM

7:00-8:00 AM	371	218	372	244	387	212	382	228	315	292	365	239
7:15-8:15 AM	421	207	476	237	469	211	474	242	388	294	446	238
7:30-8:30 AM	480	216	514	245	524	215	514	259	439	287	494	244
7:45-8:45 AM	540	217	589	238	571	232	579	259	518	279	559	245
8:00-9:00 AM	595	236	634	224	615	255	592	270	560	277	599	252

4:00-5:00 PM	371	218	372	244	387	212	382	228	315	292	365	239
4:15-5:15 PM	421	207	476	237	469	211	474	242	388	294	446	238
4:30-5:30 PM	480	216	514	245	524	215	514	259	439	287	494	244
4:45-5:45 PM	540	217	589	238	571	232	579	259	518	279	559	245
5:00-6:00 PM	595	236	634	224	615	255	592	270	560	277	599	252

Client: AECOM SJ
 File Number: 1 -CAMPUS DR WEST SB-OUT
 Route: CAMPUS DR WEST
 Location: N. of JUNIPERO SERRA BLVD

Site Ref: 1
 Direction: SB-OUT

Count Date	10/4/2021		10/5/2021		10/6/2021		10/7/2021		10/8/2021		Average	
Count Time	AM	PM	AM	PM	AM	PM	AM	PM	AM	PM	AM	PM
00:00	5	43	2	54	7	69	11	59	9	73	7	60
00:15	5	46	4	52	5	75	6	74	6	59	5	61
00:30	3	48	3	56	6	48	7	69	3	64	4	57
00:45	1	50	1	55	1	71	4	57	1	78	2	62
01:00	1	68	1	62	6	82	4	92	4	83	3	77
01:15	0	53	3	72	3	69	5	83	4	100	3	75
01:30	3	47	1	67	2	73	2	87	3	85	2	72
01:45	1	62	1	73	2	89	0	93	0	126	1	89
02:00	3	99	2	98	1	95	2	140	4	138	2	114
02:15	1	121	4	109	4	118	6	155	5	125	4	126
02:30	1	86	13	109	15	104	11	145	14	141	11	117
02:45	2	91	3	94	5	106	0	135	3	173	3	120
03:00	0	119	6	116	0	110	4	163	1	166	2	135
03:15	0	126	2	133	0	137	0	185	1	156	1	147
03:30	4	126	3	113	1	137	2	172	2	156	2	141
03:45	1	112	1	118	2	138	1	176	4	157	2	140
04:00	2	130	1	134	2	148	4	185	0	172	2	154
04:15	0	152	1	141	1	138	3	190	0	192	1	163
04:30	3	124	2	161	1	158	0	188	1	213	1	169
04:45	3	125	1	161	4	164	1	196	2	195	2	168
05:00	3	161	4	178	3	171	2	208	2	173	3	178
05:15	4	149	5	172	2	194	5	207	2	232	4	191
05:30	7	189	10	155	7	144	5	167	5	240	7	179
05:45	7	140	11	142	7	121	8	140	12	158	9	140
06:00	8	101	11	131	8	118	5	154	5	122	7	125
06:15	10	99	11	132	10	131	17	124	12	117	12	121
06:30	13	90	17	110	7	110	12	113	8	89	11	102
06:45	14	91	11	92	17	94	11	80	15	85	14	88
07:00	16	80	16	78	19	98	18	86	23	83	18	85
07:15	18	69	41	82	32	83	25	73	32	74	30	76
07:30	44	64	63	60	56	64	45	81	54	62	52	66
07:45	68	52	64	51	73	45	62	57	73	38	68	49
08:00	36	48	49	55	42	33	43	52	42	41	42	46
08:15	25	27	33	48	38	51	31	60	40	31	33	43
08:30	37	29	30	48	41	39	42	34	38	42	38	38
08:45	37	30	28	24	24	25	34	27	35	19	32	25
09:00	42	28	25	30	43	31	38	37	39	31	37	31
09:15	32	32	39	27	24	29	41	28	30	22	33	28
09:30	34	29	36	26	30	30	35	32	37	19	34	27
09:45	45	17	32	33	38	12	39	16	40	21	39	20
10:00	44	12	45	20	36	20	42	26	42	16	42	19
10:15	33	16	37	33	39	23	55	37	45	19	42	26
10:30	31	11	38	19	56	11	30	21	50	29	41	18
10:45	39	4	37	14	41	13	44	5	58	14	44	10
11:00	38	12	37	7	38	10	46	12	62	16	44	11
11:15	36	6	41	8	48	6	43	15	64	8	46	9
11:30	56	18	48	11	58	12	60	8	79	17	60	13
11:45	46	8	62	8	50	10	63	9	70	8	58	9
Totals	862	3440	936	3772	955	3857	974	4553	1081	4478	962	4020
Day Total	4302		4708		4812		5527		5559		4982	
AM Pct	20.0%		19.9%		19.8%		17.6%		19.4%		19.3%	
Peak Hour	11:00	17:00	7:15	16:30	7:30	16:30	11:00	16:30	11:00	16:45	11:00	16:45
Peak Volume	176	639	217	672	209	687	212	799	275	840	208	716
P.H.F	0.7857	0.8452	0.8477	0.9438	0.7158	0.8853	0.8413	0.9603	0.8703	0.8750	0.8667	0.9372

AECOM

7:00-8:00 AM	146	531	184	597	180	608	150	759	182	772	168	653
7:15-8:15 AM	166	562	217	641	203	631	175	782	201	773	192	678
7:30-8:30 AM	173	559	209	672	209	687	181	799	209	813	196	706
7:45-8:45 AM	166	624	176	666	194	673	178	778	193	840	181	716
8:00-9:00 AM	135	639	140	647	145	630	150	722	155	803	145	688

4:00-5:00 PM	146	531	184	597	180	608	150	759	182	772	168	653
4:15-5:15 PM	166	562	217	641	203	631	175	782	201	773	192	678
4:30-5:30 PM	173	559	209	672	209	687	181	799	209	813	196	706
4:45-5:45 PM	166	624	176	666	194	673	178	778	193	840	181	716
5:00-6:00 PM	135	639	140	647	145	630	150	722	155	803	145	688

Client: AECOM SJ
 File Number: 2-STOCKFARM RD NB-IN
 Route: STOCKFARM RD
 Location: E. of SAND HILL RD

Site Ref: 2
 Direction: NB-IN

Count Date	10/4/2021		10/5/2021		10/6/2021		10/7/2021		10/8/2021		Average	
Count Time	AM	PM	AM	PM	AM	PM	AM	PM	AM	PM	AM	PM
00:00	2	31	3	24	1	26	3	50	3	36	2	33
00:15	1	26	0	46	2	48	2	35	0	39	1	39
00:30	2	44	1	52	4	54	3	44	2	43	2	47
00:45	1	44	2	56	3	54	2	55	1	55	2	53
01:00	0	29	0	31	1	35	1	43	0	33	0	34
01:15	0	54	0	41	1	40	1	45	1	25	1	41
01:30	0	31	0	39	0	36	0	43	2	33	0	36
01:45	0	43	0	34	2	37	0	39	0	32	0	37
02:00	0	54	0	38	0	32	0	47	0	51	0	44
02:15	0	43	0	51	0	47	0	56	1	27	0	45
02:30	0	23	0	36	1	41	0	33	1	30	0	33
02:45	0	33	2	29	0	33	1	33	0	30	1	32
03:00	2	27	1	32	1	25	2	53	1	25	1	32
03:15	0	29	1	31	1	34	1	41	4	38	1	35
03:30	2	33	4	26	4	29	5	26	2	26	3	28
03:45	2	20	4	32	1	31	3	31	1	46	2	32
04:00	3	40	2	32	5	29	5	28	6	31	4	32
04:15	1	32	5	43	7	40	4	37	4	36	4	38
04:30	4	38	4	30	8	27	5	47	8	45	6	37
04:45	11	27	10	46	13	43	9	45	8	27	10	38
05:00	10	29	12	37	12	31	11	48	14	35	12	36
05:15	17	31	28	52	22	47	28	47	21	28	23	41
05:30	48	38	43	36	43	40	41	62	30	24	41	40
05:45	62	30	81	45	57	32	67	41	63	34	66	36
06:00	72	27	88	20	101	46	107	48	91	44	92	37
06:15	123	37	131	41	140	40	129	55	129	50	130	45
06:30	131	30	161	30	148	23	160	37	122	46	144	33
06:45	105	21	135	32	104	35	112	35	83	36	108	32
07:00	92	17	81	26	107	25	101	21	100	34	96	25
07:15	110	15	137	16	101	18	137	17	102	28	117	19
07:30	154	7	158	15	165	8	152	15	132	16	152	12
07:45	155	10	146	10	163	6	161	20	154	23	156	14
08:00	117	8	128	12	126	6	143	14	127	11	128	10
08:15	138	9	143	7	119	16	108	12	123	5	126	10
08:30	148	4	117	5	165	10	128	5	102	15	132	8
08:45	142	9	163	6	156	5	125	10	120	12	141	8
09:00	120	8	111	9	131	7	149	2	78	6	118	6
09:15	116	7	108	6	92	10	100	4	114	8	106	7
09:30	98	6	109	10	108	3	113	3	91	6	104	6
09:45	70	7	87	5	108	6	80	5	75	10	84	7
10:00	67	6	67	7	68	8	64	13	63	15	66	10
10:15	47	5	54	6	60	4	63	8	45	7	54	6
10:30	61	3	85	4	57	4	47	5	52	9	60	5
10:45	58	3	49	3	57	2	47	6	47	6	52	4
11:00	52	2	48	2	31	2	40	3	45	10	43	4
11:15	45	2	43	3	65	1	43	1	44	7	48	3
11:30	47	2	51	3	37	4	37	1	55	3	45	3
11:45	41	2	58	2	51	1	56	2	39	3	49	2
Totals	2477	1076	2661	1199	2649	1181	2596	1371	2306	1239	2538	1213
Day Total	3553		3860		3830		3967		3545		3751	
AM Pct	69.7%		68.9%		69.2%		65.4%		65.0%		67.7%	
Peak Hour	7:30	13:15	7:30	12:15	7:30	12:15	7:15	17:30	7:30	18:00	7:30	12:30
Peak Volume	564	182	575	185	573	191	593	206	536	176	562	175
P.H.F	0.9097	0.8426	0.9098	0.8259	0.8682	0.8843	0.9208	0.8306	0.8701	0.8800	0.9006	0.8255

AECOM

7:00-8:00 AM	511	137	522	151	536	139	551	157	488	139	522	145
7:15-8:15 AM	536	126	569	156	555	141	593	177	515	143	554	149
7:30-8:30 AM	564	125	575	165	573	148	564	187	536	135	562	152
7:45-8:45 AM	558	125	534	171	573	161	540	202	506	114	542	155
8:00-9:00 AM	545	128	551	170	566	150	504	198	472	121	528	153

4:00-5:00 PM	511	137	522	151	536	139	551	157	488	139	522	145
4:15-5:15 PM	536	126	569	156	555	141	593	177	515	143	554	149
4:30-5:30 PM	564	125	575	165	573	148	564	187	536	135	562	152
4:45-5:45 PM	558	125	534	171	573	161	540	202	506	114	542	155
5:00-6:00 PM	545	128	551	170	566	150	504	198	472	121	528	153

Client: AECOM SJ
 File Number: 2-STOCKFARM RD SB-OUT
 Route: STOCKFARM RD
 Location: E. of SAND HILL RD

Site Ref: 2
 Direction: SB-OUT

Count Date	10/4/2021		10/5/2021		10/6/2021		10/7/2021		10/8/2021		Average	
Count Time	AM	PM	AM	PM	AM	PM	AM	PM	AM	PM	AM	PM
00:00	6	29	13	38	7	40	9	41	11	41	9	38
00:15	3	32	5	34	3	42	4	48	5	52	4	42
00:30	2	36	4	31	6	34	7	42	4	43	5	37
00:45	3	29	4	43	6	42	2	46	6	39	4	40
01:00	0	46	0	50	2	47	2	48	5	40	2	46
01:15	3	42	3	35	2	46	3	48	2	55	3	45
01:30	0	41	0	31	2	57	1	51	1	51	1	46
01:45	1	32	0	41	3	30	1	34	2	48	1	37
02:00	2	49	0	54	2	48	1	52	2	61	1	53
02:15	0	50	2	61	2	62	3	55	3	53	2	56
02:30	1	63	5	63	4	57	3	80	6	78	4	68
02:45	0	93	0	74	1	75	3	65	0	62	1	74
03:00	0	84	2	86	0	70	1	87	1	85	1	82
03:15	1	71	0	82	0	85	0	82	0	81	0	80
03:30	1	76	2	81	0	92	2	93	1	73	1	83
03:45	0	90	2	88	1	89	0	103	0	79	1	90
04:00	0	81	0	104	0	100	0	64	0	88	0	87
04:15	1	109	1	115	1	106	0	111	0	98	1	108
04:30	0	112	0	131	1	118	1	119	0	106	0	117
04:45	2	127	4	117	3	135	4	131	3	81	3	118
05:00	0	127	1	121	3	125	2	137	0	114	1	125
05:15	2	156	2	147	2	159	2	156	3	132	2	150
05:30	0	135	1	143	1	153	1	130	1	130	1	138
05:45	1	135	5	130	3	130	4	126	3	113	3	127
06:00	10	113	10	127	2	101	4	116	8	104	7	112
06:15	6	85	6	108	6	96	11	113	8	90	7	98
06:30	5	108	1	112	5	121	8	117	5	100	5	112
06:45	4	84	7	92	6	89	10	92	8	79	7	87
07:00	9	85	13	87	15	109	12	78	15	87	13	89
07:15	13	75	17	76	23	90	14	72	9	57	15	74
07:30	11	57	20	66	17	59	23	81	9	53	16	63
07:45	18	45	19	39	20	53	17	46	18	48	18	46
08:00	40	44	47	51	39	45	39	43	31	46	39	46
08:15	35	40	21	44	28	32	28	30	31	34	29	36
08:30	24	30	29	30	28	36	30	17	31	27	28	28
08:45	29	27	28	22	23	23	31	27	15	22	25	24
09:00	26	16	34	24	28	16	34	28	38	23	32	21
09:15	18	15	20	25	17	26	19	37	30	27	21	26
09:30	29	17	18	20	29	24	23	27	19	24	24	22
09:45	23	22	24	9	23	26	27	23	23	14	24	19
10:00	23	12	24	17	31	17	19	28	27	32	25	21
10:15	23	6	24	14	26	14	20	43	22	47	23	25
10:30	26	13	19	10	20	9	34	21	33	32	26	17
10:45	32	8	27	9	21	10	24	15	25	16	26	12
11:00	17	8	29	8	38	10	28	14	32	11	29	10
11:15	24	10	28	13	36	11	38	10	32	8	32	10
11:30	28	6	31	9	34	7	46	9	37	10	35	8
11:45	33	6	34	7	38	9	36	10	29	10	34	8
Totals	535	2777	586	2919	608	2975	631	3046	594	2804	591	2904
Day Total	3312		3505		3583		3677		3398		3495	
AM Pct	16.2%		16.7%		17.0%		17.2%		17.5%		16.9%	
Peak Hour	8:00	17:00	8:00	17:15	11:00	16:45	11:00	16:45	11:00	17:00	11:00	17:00
Peak Volume	128	553	125	547	146	572	148	554	130	489	130	540
P.H.F	0.8000	0.8862	0.6649	0.9303	0.9605	0.8994	0.8043	0.8878	0.8784	0.9261	0.9286	0.9000

AECOM

7:00-8:00 AM	51	429	69	467	75	459	66	425	51	373	62	431
7:15-8:15 AM	82	475	103	484	99	484	93	498	67	399	89	468
7:30-8:30 AM	104	522	107	516	104	537	107	543	89	433	102	510
7:45-8:45 AM	117	545	116	528	115	572	114	554	111	457	115	531
8:00-9:00 AM	128	553	125	541	118	567	128	549	108	489	121	540

4:00-5:00 PM	51	429	69	467	75	459	66	425	51	373	62	431
4:15-5:15 PM	82	475	103	484	99	484	93	498	67	399	89	468
4:30-5:30 PM	104	522	107	516	104	537	107	543	89	433	102	510
4:45-5:45 PM	117	545	116	528	115	572	114	554	111	457	115	531
5:00-6:00 PM	128	553	125	541	118	567	128	549	108	489	121	540

Client: AECOM SJ
 File Number: 3 -WELCH RD SB-IN
 Route: WELCH RD
 Location: N. of OAK RD

Site Ref: 3
 Direction: SB-IN

Count Date	10/4/2021		10/5/2021		10/6/2021		10/7/2021		10/8/2021		Average	
Count Time	AM	PM	AM	PM	AM	PM	AM	PM	AM	PM	AM	PM
00:00	1	26	2	29	5	34	4	22	3	39	3	30
00:15	1	14	1	25	1	23	2	37	1	17	1	23
00:30	1	26	0	30	0	27	2	35	2	33	1	30
00:45	1	25	2	24	3	29	0	24	0	47	1	30
01:00	1	18	0	25	2	28	1	31	5	30	2	26
01:15	1	20	2	18	1	28	0	45	0	38	1	30
01:30	0	17	1	23	2	19	0	29	0	44	1	26
01:45	1	25	1	27	1	25	0	38	1	53	1	34
02:00	1	15	2	27	2	28	1	56	3	42	2	34
02:15	0	26	4	27	4	30	4	53	3	42	3	36
02:30	0	23	1	26	0	29	2	52	0	55	1	37
02:45	1	22	4	28	3	36	1	66	3	49	2	40
03:00	2	31	4	33	0	35	4	87	1	68	2	51
03:15	0	30	1	36	1	46	1	82	1	53	1	49
03:30	4	44	2	38	1	42	3	71	2	69	2	53
03:45	1	35	2	34	3	30	1	67	5	64	2	46
04:00	3	24	1	43	1	49	3	75	2	59	2	50
04:15	4	40	4	35	2	31	5	64	5	100	4	54
04:30	3	35	4	45	4	37	4	74	6	79	4	54
04:45	7	27	10	39	13	39	6	46	3	65	8	43
05:00	1	25	5	32	4	35	9	48	11	64	6	41
05:15	10	43	10	28	12	39	8	33	14	61	11	41
05:30	16	28	22	32	14	39	15	42	10	80	15	44
05:45	22	45	24	46	23	39	17	43	17	54	21	45
06:00	21	34	20	27	29	24	20	32	23	33	23	30
06:15	18	17	28	19	27	16	34	26	26	22	27	20
06:30	24	13	23	19	25	16	13	31	24	23	22	20
06:45	28	15	20	19	26	25	35	23	28	27	27	22
07:00	25	14	25	13	36	17	33	22	25	19	29	17
07:15	25	13	31	20	32	21	25	18	25	23	28	19
07:30	44	15	42	21	45	14	35	19	43	12	42	16
07:45	35	11	38	13	35	11	34	11	35	6	35	10
08:00	24	9	32	9	33	15	42	12	40	9	34	11
08:15	33	6	26	11	30	14	36	6	28	9	31	9
08:30	51	10	36	11	49	9	39	9	40	5	43	9
08:45	35	8	35	5	41	5	43	6	52	3	41	5
09:00	42	8	31	11	39	10	37	8	43	8	38	9
09:15	27	7	29	9	31	6	35	12	29	5	30	8
09:30	27	4	40	6	32	12	39	3	42	4	36	6
09:45	26	8	18	7	33	6	35	8	26	9	28	8
10:00	28	3	35	6	22	6	26	5	23	7	27	5
10:15	35	8	23	2	33	4	36	3	38	1	33	4
10:30	20	3	30	4	23	2	26	2	33	8	26	4
10:45	25	3	26	3	27	4	36	3	27	2	28	3
11:00	20	3	26	5	26	3	20	8	20	4	22	5
11:15	19	7	27	2	27	4	37	4	39	8	30	5
11:30	26	9	18	6	26	8	26	10	24	8	24	8
11:45	26	3	26	4	33	5	26	4	35	3	29	4
Totals	766	895	794	1002	862	1054	861	1505	866	1563	830	1204
Day Total	1661		1796		1916		2366		2429		2034	
AM Pct	46.1%		44.2%		45.0%		36.4%		35.7%		40.8%	
Peak Hour	8:15	17:15	7:15	16:00	8:30	15:15	8:00	15:00	8:45	16:15	8:15	15:45
Peak Volume	161	150	143	162	160	167	160	307	166	308	153	204
P.H.F	0.7892	0.8333	0.8512	0.9000	0.8163	0.8520	0.9302	0.8822	0.7981	0.7700	0.8895	0.9444

AECOM

7:00-8:00 AM	129	126	136	162	148	156	127	259	128	303	134	201
7:15-8:15 AM	128	127	143	151	145	142	136	232	143	308	139	192
7:30-8:30 AM	136	130	138	144	143	150	147	201	146	269	142	179
7:45-8:45 AM	143	123	132	131	147	152	151	169	143	270	143	169
8:00-9:00 AM	143	141	129	138	153	152	160	166	160	259	149	171

4:00-5:00 PM	129	126	136	162	148	156	127	259	128	303	134	201
4:15-5:15 PM	128	127	143	151	145	142	136	232	143	308	139	192
4:30-5:30 PM	136	130	138	144	143	150	147	201	146	269	142	179
4:45-5:45 PM	143	123	132	131	147	152	151	169	143	270	143	169
5:00-6:00 PM	143	141	129	138	153	152	160	166	160	259	149	171

Client: AECOM SJ
 File Number: 3 -WELCH RD NB-OUT
 Route: WELCH RD
 Location: N. of OAK RD

Site Ref: 3
 Direction: NB-OUT

Count Date	10/4/2021		10/5/2021		10/6/2021		10/7/2021		10/8/2021		Average	
Count Time	AM	PM	AM	PM	AM	PM	AM	PM	AM	PM	AM	PM
00:00	0	23	4	21	4	18	5	29	1	26	3	23
00:15	2	26	3	27	1	29	1	37	5	32	2	30
00:30	2	31	2	31	0	43	1	29	3	32	2	33
00:45	4	33	1	48	2	40	1	48	0	31	2	40
01:00	1	29	3	33	1	26	4	30	3	25	2	29
01:15	1	34	2	24	4	33	1	35	3	31	2	31
01:30	2	23	2	33	1	32	1	35	2	32	2	31
01:45	2	29	1	25	3	28	3	36	2	35	2	31
02:00	0	23	0	25	1	34	0	38	1	18	0	28
02:15	2	26	4	31	1	32	3	40	4	25	3	31
02:30	1	28	28	40	26	37	22	44	20	42	19	38
02:45	0	27	0	25	1	25	1	42	2	34	1	31
03:00	0	31	0	34	0	34	3	46	1	28	1	35
03:15	0	28	1	36	0	42	5	42	0	31	1	36
03:30	0	24	1	29	1	34	2	24	2	36	1	29
03:45	0	32	2	28	2	33	4	38	3	30	2	32
04:00	0	35	1	37	1	38	0	43	4	34	1	37
04:15	1	30	2	43	1	33	3	41	3	49	2	39
04:30	2	33	2	46	4	41	2	40	6	45	3	41
04:45	4	34	7	39	5	47	3	36	6	50	5	41
05:00	5	38	7	38	7	28	7	47	8	39	7	38
05:15	5	41	4	50	9	56	8	52	8	35	7	47
05:30	7	50	6	33	3	49	3	45	3	43	4	44
05:45	17	36	24	37	14	42	17	47	16	34	18	39
06:00	11	43	11	52	16	36	18	42	26	37	16	42
06:15	33	43	28	55	31	53	35	57	34	43	32	50
06:30	25	35	36	42	32	37	35	42	24	53	30	42
06:45	23	28	22	33	27	29	21	43	17	31	22	33
07:00	20	24	16	27	21	25	23	27	22	35	20	28
07:15	26	27	21	29	24	35	30	25	18	25	24	28
07:30	31	28	20	24	30	22	24	16	20	33	25	25
07:45	30	17	32	18	29	18	30	17	34	18	31	18
08:00	28	11	34	8	29	11	31	16	30	8	30	11
08:15	29	15	33	10	31	16	39	13	39	15	34	14
08:30	37	12	38	14	39	8	35	13	32	6	36	11
08:45	38	11	40	8	42	6	29	5	38	9	37	8
09:00	32	13	27	8	37	11	22	10	28	7	29	10
09:15	29	6	22	9	19	9	33	10	25	4	26	8
09:30	24	3	32	12	28	8	28	10	32	9	29	8
09:45	22	5	32	8	27	6	32	6	30	8	29	7
10:00	28	6	25	8	34	14	29	7	30	9	29	9
10:15	18	9	14	11	21	7	27	13	26	7	21	9
10:30	20	8	23	11	26	13	35	12	29	5	27	10
10:45	27	5	37	1	18	4	22	3	25	3	26	3
11:00	32	7	32	6	25	2	31	4	21	6	28	5
11:15	20	5	27	1	40	3	27	3	26	4	28	3
11:30	31	7	22	4	22	7	23	3	27	9	25	6
11:45	24	3	27	0	25	4	34	3	28	3	28	3
Totals	696	1115	758	1212	765	1238	793	1344	767	1204	756	1223
Day Total	1811		1970		2003		2137		1971		1978	
AM Pct	38.4%		38.5%		38.2%		37.1%		38.9%		38.2%	
Peak Hour	8:15	17:30	8:00	17:45	8:15	17:15	7:45	17:00	8:00	16:15	8:00	17:30
Peak Volume	136	172	145	186	149	183	135	191	139	183	137	175
P.H.F	0.8947	0.8600	0.9063	0.8455	0.8869	0.8170	0.8654	0.9183	0.8910	0.9150	0.9257	0.8750

AECOM

7:00-8:00 AM	107	132	89	165	104	159	107	160	94	178	100	159
7:15-8:15 AM	115	135	107	166	112	149	115	164	102	183	110	159
7:30-8:30 AM	118	146	119	173	119	172	124	175	123	169	121	167
7:45-8:45 AM	124	163	137	160	128	180	135	180	135	167	132	170
8:00-9:00 AM	132	165	145	158	141	175	134	191	139	151	138	168

4:00-5:00 PM	107	132	89	165	104	159	107	160	94	178	100	159
4:15-5:15 PM	115	135	107	166	112	149	115	164	102	183	110	159
4:30-5:30 PM	118	146	119	173	119	172	124	175	123	169	121	167
4:45-5:45 PM	124	163	137	160	128	180	135	180	135	167	132	170
5:00-6:00 PM	132	165	145	158	141	175	134	191	139	151	138	168

Client: AECOM SJ
 File Number: 4 -QUARRY RD SB-IN
 Route: QUARRY RD
 Location: N. of QUARRY RD EXTENSION

Site Ref: 4
 Direction: SB-IN

Count Date	10/4/2021		10/5/2021		10/6/2021		10/7/2021		10/8/2021		Average	
Count Time	AM	PM	AM	PM	AM	PM	AM	PM	AM	PM	AM	PM
00:00	1	53	2	38	1	62	4	54	8	47	3	51
00:15	4	49	1	47	7	54	5	35	5	51	4	47
00:30	4	38	4	29	1	57	2	50	4	45	3	44
00:45	3	31	5	45	9	46	6	42	8	40	6	41
01:00	0	38	9	71	1	62	4	46	0	46	3	53
01:15	2	27	4	50	4	47	0	41	5	65	3	46
01:30	9	54	0	47	3	63	0	51	4	65	3	56
01:45	0	45	2	46	4	68	0	57	4	63	2	56
02:00	3	48	0	46	8	63	5	66	2	63	4	57
02:15	0	35	4	36	3	44	4	51	2	70	3	47
02:30	0	23	7	41	1	50	3	59	2	62	3	47
02:45	5	24	3	44	2	35	6	73	3	66	4	48
03:00	5	41	3	63	6	59	6	97	3	52	5	62
03:15	4	43	7	49	8	45	6	73	7	104	6	63
03:30	9	41	9	33	7	49	8	87	9	74	8	57
03:45	17	37	9	63	15	49	11	119	6	65	12	67
04:00	12	55	8	34	3	51	6	77	6	77	7	59
04:15	11	44	6	44	7	56	14	79	8	106	9	66
04:30	8	52	22	56	9	52	15	66	5	99	12	65
04:45	9	37	13	38	11	36	28	60	10	84	14	51
05:00	15	44	18	57	15	37	13	51	12	100	15	58
05:15	20	72	23	48	18	44	12	60	14	67	17	58
05:30	30	51	44	36	26	58	36	39	28	98	33	56
05:45	44	46	61	33	48	34	69	36	47	62	54	42
06:00	42	40	35	52	48	32	36	59	43	37	41	44
06:15	50	54	47	40	69	39	53	34	62	28	56	39
06:30	53	59	57	32	56	60	62	26	53	36	56	43
06:45	56	22	61	35	50	39	44	27	45	26	51	30
07:00	40	22	47	18	46	19	25	37	29	25	37	24
07:15	39	21	46	29	59	26	37	35	41	35	44	29
07:30	30	37	48	23	48	22	38	23	31	22	39	25
07:45	63	26	62	32	48	19	51	19	34	32	52	26
08:00	59	15	46	21	33	18	48	17	32	22	44	19
08:15	41	22	49	31	38	16	47	17	39	20	43	21
08:30	54	19	51	18	36	25	58	19	38	13	47	19
08:45	42	23	48	17	41	26	47	15	36	24	43	21
09:00	75	18	35	12	66	45	43	14	53	16	54	21
09:15	44	8	57	17	35	4	39	17	44	16	44	12
09:30	51	23	52	18	38	12	44	13	57	25	48	18
09:45	50	11	44	21	31	19	33	20	54	18	42	18
10:00	41	23	42	24	33	19	32	15	34	19	36	20
10:15	41	11	32	5	42	13	40	20	38	9	39	12
10:30	36	14	49	19	63	7	42	13	41	10	46	13
10:45	41	4	26	8	49	11	35	5	55	14	41	8
11:00	38	10	41	5	31	6	58	6	57	5	45	6
11:15	32	10	37	4	40	6	35	11	30	8	35	8
11:30	35	6	56	7	51	3	68	9	49	14	52	8
11:45	37	0	61	3	50	3	55	5	43	8	49	4
Totals	1305	1526	1393	1585	1318	1710	1333	1945	1240	2153	1318	1784
Day Total	2831		2978		3028		3278		3393		3102	
AM Pct	46.1%		46.8%		43.5%		40.7%		36.5%		42.5%	
Peak Hour	9:00	17:00	6:15	13:00	6:00	13:15	5:45	15:00	9:00	16:15	5:45	15:45
Peak Volume	220	213	212	214	223	241	220	376	208	389	207	257
P.H.F	0.7333	0.7396	0.8689	0.7535	0.8080	0.8860	0.7971	0.7899	0.9123	0.9175	0.9241	0.9590

AECOM

7:00-8:00 AM	172	188	203	172	201	195	151	282	135	366	172	241
7:15-8:15 AM	191	177	202	195	188	181	174	256	138	389	179	240
7:30-8:30 AM	193	205	205	199	167	169	184	237	136	350	177	232
7:45-8:45 AM	217	204	208	179	155	175	204	210	143	349	185	223
8:00-9:00 AM	196	213	194	174	148	173	200	186	145	327	177	215

4:00-5:00 PM	172	188	203	172	201	195	151	282	135	366	172	241
4:15-5:15 PM	191	177	202	195	188	181	174	256	138	389	179	240
4:30-5:30 PM	193	205	205	199	167	169	184	237	136	350	177	232
4:45-5:45 PM	217	204	208	179	155	175	204	210	143	349	185	223
5:00-6:00 PM	196	213	194	174	148	173	200	186	145	327	177	215

Client: AECOM SJ
 File Number: 4 -QUARRY RD NB-OUT
 Route: QUARRY RD
 Location: N. of QUARRY RD EXTENSION

Site Ref: 4
 Direction: NB-OUT

Count Date	10/4/2021		10/5/2021		10/6/2021		10/7/2021		10/8/2021		Average	
Count Time	AM	PM	AM	PM	AM	PM	AM	PM	AM	PM	AM	PM
00:00	6	36	7	52	6	33	0	47	2	36	4	41
00:15	4	32	1	34	6	45	3	19	5	32	4	32
00:30	5	36	1	28	3	34	7	27	5	32	4	31
00:45	5	46	6	24	1	46	4	42	0	30	3	38
01:00	2	35	7	43	7	40	7	28	10	33	7	36
01:15	5	33	0	46	0	46	3	26	0	47	2	40
01:30	4	37	3	36	2	59	1	28	0	30	2	38
01:45	0	27	3	42	2	33	3	32	5	43	3	35
02:00	4	40	6	32	5	34	2	36	0	49	3	38
02:15	3	22	1	46	0	37	0	28	3	42	1	35
02:30	2	26	3	43	7	51	6	43	2	36	4	40
02:45	2	27	7	30	1	29	3	44	4	38	3	34
03:00	1	29	3	39	4	37	1	51	1	40	2	39
03:15	2	50	0	43	2	46	5	41	4	53	3	47
03:30	2	40	4	32	4	56	3	52	1	41	3	44
03:45	2	49	8	60	8	39	1	41	2	44	4	47
04:00	6	42	2	45	3	47	2	44	8	49	4	45
04:15	7	39	10	48	0	57	9	54	6	45	6	49
04:30	14	43	14	63	10	43	13	52	3	62	11	53
04:45	6	34	13	64	15	75	15	49	8	34	11	51
05:00	6	36	3	62	3	41	4	54	3	53	4	49
05:15	5	58	4	56	2	35	10	41	10	42	6	46
05:30	15	44	10	34	11	46	19	40	8	37	13	40
05:45	21	61	26	33	14	37	16	52	16	36	19	44
06:00	14	37	22	40	17	47	23	39	19	35	19	40
06:15	25	38	23	38	24	29	31	32	27	25	26	32
06:30	31	34	39	38	36	24	37	28	34	22	35	29
06:45	56	32	53	29	39	36	44	25	38	23	46	29
07:00	32	33	36	29	47	28	31	22	32	14	36	25
07:15	18	13	35	19	29	25	16	19	28	20	25	19
07:30	38	18	27	29	35	18	27	26	32	32	32	25
07:45	35	23	38	18	38	15	50	16	32	22	39	19
08:00	31	13	33	19	32	14	36	18	28	12	32	15
08:15	31	11	27	19	34	13	16	20	29	14	27	15
08:30	20	14	38	15	39	20	40	9	29	15	33	15
08:45	31	17	32	14	37	11	34	19	30	12	33	15
09:00	31	12	24	13	24	12	37	6	33	8	30	10
09:15	28	16	22	9	29	22	20	10	28	16	25	15
09:30	26	10	26	6	23	8	19	21	32	13	25	12
09:45	28	13	40	5	25	15	23	9	28	8	29	10
10:00	21	15	26	7	29	6	33	16	24	1	27	9
10:15	21	6	24	3	30	7	22	11	19	10	23	7
10:30	34	8	41	11	23	10	23	5	24	15	29	10
10:45	28	2	27	9	26	11	30	6	30	8	28	7
11:00	27	11	29	15	30	8	41	10	28	8	31	10
11:15	28	2	18	9	31	8	41	11	21	8	28	8
11:30	28	11	33	7	40	11	35	9	31	13	33	10
11:45	24	5	23	5	38	6	47	7	38	5	34	6
Totals	815	1316	878	1441	871	1450	893	1365	800	1343	851	1383
Day Total	2131		2319		2321		2258		2143		2234	
AM Pct	38.2%		37.9%		37.5%		39.5%		37.3%		38.1%	
Peak Hour	6:15	17:15	6:30	16:30	6:30	16:00	11:00	16:15	6:30	15:45	6:15	16:15
Peak Volume	144	200	163	245	151	222	164	209	132	200	143	202
P.H.F	0.6429	0.8197	0.7689	0.9570	0.8032	0.7400	0.8723	0.9676	0.8684	0.8065	0.7772	0.9528

AECOM

7:00-8:00 AM	123	158	136	220	149	222	124	199	124	190	131	198
7:15-8:15 AM	122	152	133	237	134	216	129	209	120	194	128	202
7:30-8:30 AM	135	171	125	245	139	194	129	196	121	191	130	199
7:45-8:45 AM	117	172	136	216	143	197	142	184	118	166	131	187
8:00-9:00 AM	113	199	130	185	142	159	126	187	116	168	125	180

4:00-5:00 PM	123	158	136	220	149	222	124	199	124	190	131	198
4:15-5:15 PM	122	152	133	237	134	216	129	209	120	194	128	202
4:30-5:30 PM	135	171	125	245	139	194	129	196	121	191	130	199
4:45-5:45 PM	117	172	136	216	143	197	142	184	118	166	131	187
5:00-6:00 PM	113	199	130	185	142	159	126	187	116	168	125	180

Client: AECOM SJ
 File Number: 5 -PALM DR SB-IN
 Route: PALM DR
 Location: S. of ARBORETUM RD

Site Ref: 5
 Direction: SB-IN

Count Date	10/4/2021		10/5/2021		10/6/2021		10/7/2021		10/8/2021		Average	
Count Time	AM	PM	AM	PM	AM	PM	AM	PM	AM	PM	AM	PM
00:00	3	47	5	33	3	47	2	40	16	63	6	46
00:15	3	41	4	45	6	50	3	45	6	66	4	49
00:30	1	44	4	38	6	61	3	59	14	64	6	53
00:45	3	52	0	54	5	58	0	81	8	58	3	61
01:00	1	64	1	56	2	58	1	62	14	62	4	60
01:15	2	39	1	50	2	67	1	75	10	61	3	58
01:30	0	44	0	58	0	38	0	59	14	51	3	50
01:45	1	42	3	40	0	50	5	67	6	66	3	53
02:00	0	42	1	49	3	48	2	68	5	66	2	55
02:15	1	31	2	39	3	59	2	73	4	66	2	54
02:30	1	44	0	46	0	63	0	78	1	72	0	61
02:45	1	36	1	44	0	55	6	54	2	76	2	53
03:00	1	39	1	57	2	49	2	51	1	57	1	51
03:15	4	41	2	33	1	54	1	59	0	74	2	52
03:30	6	60	2	56	3	53	4	57	6	57	4	57
03:45	2	55	8	52	4	67	5	64	4	93	5	66
04:00	1	55	6	54	6	54	5	75	5	75	5	63
04:15	6	54	7	55	6	67	8	56	12	78	8	62
04:30	13	52	10	59	14	56	15	78	9	74	12	64
04:45	17	49	23	60	23	73	19	87	12	61	19	66
05:00	25	52	27	54	17	64	22	71	21	71	22	62
05:15	23	49	21	59	39	59	33	71	26	68	28	61
05:30	40	59	53	50	37	58	41	95	39	72	42	67
05:45	57	53	56	67	54	61	56	101	53	75	55	71
06:00	43	57	49	71	46	59	38	90	39	98	43	75
06:15	53	48	62	49	61	57	57	91	59	104	58	70
06:30	70	45	69	44	58	59	59	84	61	71	63	61
06:45	71	53	73	36	71	65	53	65	57	76	65	59
07:00	47	47	56	43	55	53	52	87	51	69	52	60
07:15	59	43	50	42	50	44	44	58	59	52	52	48
07:30	65	28	62	33	58	38	57	46	68	50	62	39
07:45	66	29	65	36	75	44	72	52	53	58	66	44
08:00	75	34	75	30	81	36	71	39	68	40	74	36
08:15	96	21	110	28	92	30	95	36	90	48	97	33
08:30	100	26	98	30	111	30	102	45	82	41	99	34
08:45	100	32	106	33	104	34	98	31	109	44	103	35
09:00	96	25	98	21	116	27	103	25	90	46	101	29
09:15	98	16	107	28	90	28	84	35	90	51	94	32
09:30	67	17	87	22	82	27	86	27	82	43	81	27
09:45	61	28	69	22	67	26	87	44	62	38	69	32
10:00	64	20	48	28	59	24	68	40	73	45	62	31
10:15	46	7	51	19	47	20	57	32	51	49	50	25
10:30	44	8	43	7	57	8	58	21	54	33	51	15
10:45	59	11	55	14	46	14	50	13	60	21	54	15
11:00	58	8	57	14	51	12	45	18	50	22	52	15
11:15	54	5	44	13	59	4	40	15	57	19	51	11
11:30	57	6	43	14	46	5	51	10	55	18	50	11
11:45	47	10	53	7	51	2	65	12	54	10	54	8
Totals	1808	1768	1868	1892	1869	2115	1828	2642	1862	2772	1847	2238
Day Total	3576		3760		3984		4470		4634		4085	
AM Pct	50.6%		49.7%		46.9%		40.9%		40.2%		45.2%	
Peak Hour	8:30	15:30	8:15	17:15	8:15	16:15	8:15	17:30	8:15	17:30	8:15	17:30
Peak Volume	394	224	412	247	423	260	398	377	371	349	400	283
P.H.F	0.9850	0.9333	0.9364	0.8697	0.9116	0.8904	0.9660	0.9332	0.8509	0.8389	0.9709	0.9433

AECOM

7:00-8:00 AM	237	210	233	228	238	250	225	296	231	288	233	254
7:15-8:15 AM	265	207	252	228	264	260	244	292	248	284	255	254
7:30-8:30 AM	302	202	312	232	306	252	295	307	279	274	299	253
7:45-8:45 AM	337	209	348	223	359	254	340	324	293	272	335	256
8:00-9:00 AM	371	213	389	230	388	242	366	338	349	286	373	262

4:00-5:00 PM	237	210	233	228	238	250	225	296	231	288	233	254
4:15-5:15 PM	265	207	252	228	264	260	244	292	248	284	255	254
4:30-5:30 PM	302	202	312	232	306	252	295	307	279	274	299	253
4:45-5:45 PM	337	209	348	223	359	254	340	324	293	272	335	256
5:00-6:00 PM	371	213	389	230	388	242	366	338	349	286	373	262

Client: AECOM SJ
 File Number: 5 -PALM DR NB-OUT
 Route: PALM DR
 Location: S. of ARBORETUM RD

Site Ref: 5
 Direction: OUT

Count Date	10/4/2021		10/5/2021		10/6/2021		10/7/2021		10/8/2021		Average	
Count Time	AM	PM	AM	PM	AM	PM	AM	PM	AM	PM	AM	PM
00:00	5	33	5	33	8	34	1	31	3	39	4	34
00:15	2	32	3	26	4	30	5	27	2	56	3	34
00:30	6	25	6	31	2	36	9	29	8	36	6	31
00:45	0	31	1	33	7	25	0	26	11	38	4	31
01:00	0	31	10	47	12	34	11	41	12	46	9	40
01:15	2	39	1	28	1	32	3	40	10	49	3	38
01:30	2	36	2	43	2	45	1	44	6	43	3	42
01:45	2	39	2	37	2	51	1	46	1	38	2	42
02:00	1	53	2	39	1	51	1	52	2	54	1	50
02:15	0	42	2	46	3	45	7	36	4	55	3	45
02:30	7	47	9	54	10	55	4	62	5	45	7	53
02:45	0	30	0	34	0	47	0	48	2	59	0	44
03:00	0	50	0	58	2	66	0	57	0	53	0	57
03:15	0	56	0	63	4	67	0	57	1	57	1	60
03:30	1	71	0	67	2	67	0	65	0	53	1	65
03:45	0	49	0	39	0	48	0	49	0	65	0	50
04:00	1	62	0	56	0	59	0	50	1	71	0	60
04:15	0	53	0	62	2	54	0	64	0	66	0	60
04:30	9	51	8	77	8	60	11	86	11	73	9	69
04:45	2	81	0	56	2	65	0	71	2	67	1	68
05:00	1	65	0	74	4	70	1	95	2	85	2	78
05:15	1	86	1	74	2	81	3	71	2	80	2	78
05:30	0	58	4	72	3	82	1	81	1	74	2	73
05:45	4	71	4	67	1	62	1	60	3	68	3	66
06:00	2	60	3	88	4	71	7	99	3	68	4	77
06:15	2	74	5	74	7	86	6	84	5	79	5	79
06:30	8	77	6	67	11	61	11	74	15	85	10	73
06:45	16	49	14	64	17	61	11	69	14	75	14	64
07:00	16	53	21	61	26	62	28	72	18	55	22	61
07:15	17	50	15	66	14	57	19	61	19	73	17	61
07:30	19	59	19	48	21	51	20	55	22	57	20	54
07:45	20	39	23	56	10	39	22	35	23	39	20	42
08:00	13	38	27	45	19	45	19	33	15	33	19	39
08:15	19	39	19	32	16	31	13	55	16	48	17	41
08:30	19	19	11	26	12	29	18	28	18	38	16	28
08:45	23	23	23	28	24	19	22	26	26	24	24	24
09:00	19	15	16	23	23	26	17	14	17	22	18	20
09:15	23	19	17	23	17	45	17	22	16	29	18	28
09:30	23	43	19	25	26	29	21	35	12	35	20	33
09:45	19	15	21	24	20	15	26	53	23	23	22	26
10:00	26	15	16	15	19	13	19	75	29	46	22	33
10:15	15	17	20	18	15	17	19	44	23	70	18	33
10:30	16	17	18	15	23	14	19	39	32	37	22	24
10:45	25	7	27	11	28	6	34	17	30	24	29	13
11:00	33	6	28	13	16	14	30	21	27	15	27	14
11:15	29	9	33	13	32	9	26	17	20	21	28	14
11:30	26	8	24	8	31	11	38	16	30	22	30	13
11:45	34	5	22	12	30	5	37	3	45	9	34	7
Totals	508	1947	507	2071	543	2082	559	2335	587	2397	541	2166
Day Total	2455		2578		2625		2894		2984		2707	
AM Pct	20.7%		19.7%		20.7%		19.3%		19.7%		20.0%	
Peak Hour	11:00	16:45	10:45	17:15	11:00	17:30	11:00	18:00	11:00	17:00	11:00	16:45
Peak Volume	122	290	112	301	109	301	131	326	122	307	119	297
P.H.F	0.8971	0.8430	0.8485	0.8551	0.8516	0.8750	0.8618	0.8232	0.6778	0.9029	0.8750	0.9519

AECOM

7:00-8:00 AM	72	247	78	251	71	238	89	271	82	277	78	257
7:15-8:15 AM	69	250	84	269	64	249	80	316	79	291	75	275
7:30-8:30 AM	71	283	88	281	66	276	74	323	76	305	75	294
7:45-8:45 AM	71	290	80	276	57	298	72	318	72	306	70	298
8:00-9:00 AM	74	280	80	287	71	295	72	307	75	307	74	295

4:00-5:00 PM	72	247	78	251	71	238	89	271	82	277	78	257
4:15-5:15 PM	69	250	84	269	64	249	80	316	79	291	75	275
4:30-5:30 PM	71	283	88	281	66	276	74	323	76	305	75	294
4:45-5:45 PM	71	290	80	276	57	298	72	318	72	306	70	298
5:00-6:00 PM	74	280	80	287	71	295	72	307	75	307	74	295

Client: AECOM SJ
 File Number: 6 -LAUSEN ST NB-OUT
 Route: LAUSEN ST
 Location: S. of ARBORETUM RD

Site Ref: 6
 Direction: NB-OUT

Count Date	10/4/2021		10/5/2021		10/6/2021		10/7/2021		10/8/2021		Average	
Count Time	AM	PM	AM	PM	AM	PM	AM	PM	AM	PM	AM	PM
00:00	0	0	0	2	0	4	0	2	3	0	1	2
00:15	0	2	0	2	0	2	0	2	1	3	0	2
00:30	0	2	0	2	0	2	0	4	0	1	0	2
00:45	0	1	0	2	0	2	0	1	2	4	0	2
01:00	0	2	0	0	0	4	0	1	1	2	0	2
01:15	0	2	0	4	1	5	1	4	2	4	1	4
01:30	0	3	0	1	0	2	0	4	0	1	0	2
01:45	0	1	0	4	0	3	0	3	0	2	0	3
02:00	0	4	0	3	0	6	0	7	1	3	0	5
02:15	0	0	0	2	0	2	0	3	0	2	0	2
02:30	0	3	0	2	1	3	0	4	0	5	0	3
02:45	0	1	0	5	0	2	0	6	0	5	0	4
03:00	0	5	0	0	0	3	0	3	0	6	0	3
03:15	0	2	0	3	0	4	0	7	0	1	0	3
03:30	0	4	0	2	0	2	0	1	0	1	0	2
03:45	0	1	0	7	0	2	0	6	0	0	0	3
04:00	0	3	0	4	0	5	0	11	0	7	0	6
04:15	0	2	0	6	0	4	0	13	0	4	0	6
04:30	0	5	0	6	0	3	0	7	0	2	0	5
04:45	0	0	0	8	0	2	0	3	0	4	0	3
05:00	0	5	0	4	0	4	0	10	0	11	0	7
05:15	2	4	0	7	0	9	1	9	0	5	1	7
05:30	1	2	0	5	1	6	1	4	0	4	1	4
05:45	0	3	0	3	0	3	0	7	0	5	0	4
06:00	0	4	0	5	0	2	0	9	0	3	0	5
06:15	0	1	0	4	0	1	0	14	1	8	0	6
06:30	0	2	0	2	1	1	0	7	0	14	0	5
06:45	0	0	2	1	0	3	1	10	3	14	1	6
07:00	1	0	0	2	1	5	0	15	3	7	1	6
07:15	0	2	2	1	0	0	0	10	0	4	0	3
07:30	0	0	1	0	0	1	2	5	3	5	1	2
07:45	1	0	0	0	0	4	1	8	2	2	1	3
08:00	0	1	0	1	1	1	0	5	0	3	0	2
08:15	0	0	1	0	0	0	1	16	4	10	1	5
08:30	0	0	0	0	1	0	3	8	3	6	1	3
08:45	1	2	0	1	1	2	2	3	3	4	1	2
09:00	3	1	1	0	0	0	0	9	0	7	1	3
09:15	3	0	3	1	2	3	3	12	1	3	2	4
09:30	1	0	1	0	3	0	3	18	0	2	2	4
09:45	2	2	0	1	1	1	2	15	5	7	2	5
10:00	2	0	0	0	0	3	4	107	2	15	2	25
10:15	2	0	0	0	0	1	3	91	1	26	1	24
10:30	0	0	2	0	3	0	1	31	1	31	1	12
10:45	1	0	2	1	7	0	0	11	5	15	3	5
11:00	1	0	6	0	1	0	1	7	7	4	3	2
11:15	2	0	1	0	2	1	3	1	2	2	2	1
11:30	2	0	2	0	1	0	3	1	3	2	2	1
11:45	1	0	3	0	2	1	3	3	6	2	3	1
Totals	26	72	27	104	30	114	39	538	65	278	37	221
Day Total	98		131		144		577		343		259	
AM Pct	26.5%		20.6%		20.8%		6.8%		19.0%		14.5%	
Peak Hour	9:00	16:30	11:00	16:30	10:30	17:00	9:15	21:45	11:00	22:00	10:45	21:45
Peak Volume	9	14	12	25	13	22	12	244	18	87	10	66
P.H.F	0.7500	0.7000	0.5000	0.7813	0.4643	0.6111	0.7500	0.5701	0.6429	0.7016	0.8333	0.6600

AECOM

7:00-8:00 AM	2	10	3	24	1	14	3	34	8	17	3	20
7:15-8:15 AM	1	12	3	24	1	13	3	33	5	21	3	21
7:30-8:30 AM	1	14	2	25	1	18	4	29	9	22	3	22
7:45-8:45 AM	1	11	1	24	2	21	5	26	9	24	4	21
8:00-9:00 AM	1	14	1	19	3	22	6	30	10	25	4	22

4:00-5:00 PM	2	10	3	24	1	14	3	34	8	17	3	20
4:15-5:15 PM	1	12	3	24	1	13	3	33	5	21	3	21
4:30-5:30 PM	1	14	2	25	1	18	4	29	9	22	3	22
4:45-5:45 PM	1	11	1	24	2	21	5	26	9	24	4	21
5:00-6:00 PM	1	14	1	19	3	22	6	30	10	25	4	22

Client: AECOM SJ
 File Number: 7 -GALVEZ ST SB-IN
 Route: GALVEZ ST
 Location: S. of ARBORETUM RD

Site Ref: 7
 Direction: SB-IN

Count Date	10/4/2021		10/5/2021		10/6/2021		10/7/2021		10/8/2021		Average	
Count Time	AM	PM	AM	PM	AM	PM	AM	PM	AM	PM	AM	PM
00:00	3	41	4	51	4	48	4	31	4	43	4	43
00:15	4	34	3	44	3	45	3	55	8	49	4	45
00:30	3	53	2	46	2	51	5	69	5	41	3	52
00:45	5	45	8	35	0	63	1	63	4	40	4	49
01:00	3	46	2	42	6	50	4	66	3	50	4	51
01:15	4	34	0	39	3	47	3	53	7	44	3	43
01:30	6	43	4	29	3	48	1	40	4	48	4	42
01:45	0	39	0	34	2	41	0	46	2	55	1	43
02:00	0	29	0	38	0	45	1	39	1	50	0	40
02:15	2	36	2	22	2	26	2	70	2	55	2	42
02:30	0	38	0	37	0	50	1	33	3	50	1	42
02:45	6	34	0	31	1	38	1	52	0	51	2	41
03:00	0	39	2	35	1	46	1	34	0	61	1	43
03:15	3	35	1	40	1	27	0	50	0	66	1	44
03:30	1	43	1	38	0	38	0	50	1	41	1	42
03:45	3	41	0	48	1	50	3	44	1	55	2	48
04:00	2	36	1	53	2	38	1	36	3	68	2	46
04:15	2	54	4	55	1	39	2	53	2	52	2	51
04:30	11	51	8	51	10	43	7	72	8	58	9	55
04:45	5	46	9	55	8	49	11	67	10	46	9	53
05:00	8	52	9	31	12	48	13	83	6	63	10	55
05:15	22	56	19	57	24	38	15	85	17	52	19	58
05:30	30	53	39	48	30	41	48	114	34	69	36	65
05:45	62	50	52	66	58	59	55	100	56	65	57	68
06:00	25	48	29	57	40	48	29	93	33	90	31	67
06:15	44	52	61	48	57	56	51	102	42	82	51	68
06:30	45	50	49	50	48	38	47	108	34	89	45	67
06:45	50	43	60	37	46	43	55	74	48	91	52	58
07:00	51	51	44	48	49	44	49	85	47	75	48	61
07:15	54	39	63	27	58	47	57	68	55	63	57	49
07:30	70	30	92	37	62	42	52	48	76	58	70	43
07:45	86	32	85	30	83	31	85	30	81	54	84	35
08:00	72	36	80	26	64	29	71	45	67	53	71	38
08:15	72	25	94	22	69	34	71	30	57	44	73	31
08:30	72	25	102	27	101	23	99	45	61	43	87	33
08:45	74	19	80	21	85	20	72	29	70	25	76	23
09:00	79	15	97	20	80	26	84	21	75	41	83	25
09:15	78	13	82	15	66	26	76	23	62	33	73	22
09:30	88	15	61	13	82	16	77	18	60	33	74	19
09:45	59	13	69	10	73	16	65	24	64	18	66	16
10:00	55	9	50	6	49	14	65	12	58	22	55	13
10:15	44	12	58	11	50	11	52	23	29	26	47	17
10:30	53	8	43	8	51	8	44	19	44	22	47	13
10:45	48	11	52	9	45	11	56	14	64	19	53	13
11:00	34	7	58	14	51	8	46	13	36	16	45	12
11:15	49	6	39	3	47	8	39	6	42	10	43	7
11:30	46	3	47	6	40	8	51	7	51	12	47	7
11:45	33	6	53	3	45	9	61	5	44	8	47	6
Totals	1566	1596	1718	1573	1615	1684	1636	2347	1481	2299	1603	1900
Day Total	3162		3291		3299		3983		3780		3503	
AM Pct	49.5%		52.2%		49.0%		41.1%		39.2%		45.8%	
Peak Hour	8:45	17:00	8:15	17:15	8:15	12:30	8:30	17:30	7:30	18:00	8:15	17:45
Peak Volume	319	211	373	228	335	211	331	409	281	352	319	270
P.H.F	0.9063	0.9420	0.9142	0.8636	0.8292	0.8373	0.8359	0.8969	0.8673	0.9670	0.9167	0.9926

AECOM

7:00-8:00 AM	261	187	284	214	252	169	243	228	259	224	260	204
7:15-8:15 AM	282	203	320	192	267	179	265	275	279	219	283	214
7:30-8:30 AM	300	205	351	194	278	178	279	307	281	219	298	221
7:45-8:45 AM	302	207	361	191	317	176	326	349	266	230	314	231
8:00-9:00 AM	290	211	356	202	319	186	313	382	255	249	307	246

4:00-5:00 PM	261	187	284	214	252	169	243	228	259	224	260	204
4:15-5:15 PM	282	203	320	192	267	179	265	275	279	219	283	214
4:30-5:30 PM	300	205	351	194	278	178	279	307	281	219	298	221
4:45-5:45 PM	302	207	361	191	317	176	326	349	266	230	314	231
5:00-6:00 PM	290	211	356	202	319	186	313	382	255	249	307	246

Client: AECOM SJ
 File Number: 7 -GALVEZ ST NB-OUT
 Route: GALVEZ ST
 Location: S. of ARBORETUM RD

Site Ref: 7
 Direction: NB-OUT

Count Date	10/4/2021		10/5/2021		10/6/2021		10/7/2021		10/8/2021		Average	
Count Time	AM	PM	AM	PM	AM	PM	AM	PM	AM	PM	AM	PM
00:00	9	37	6	51	5	44	4	46	19	61	9	48
00:15	0	40	6	51	3	51	4	31	8	44	4	43
00:30	8	43	6	37	0	51	5	37	4	39	5	41
00:45	4	49	3	53	4	45	2	38	3	60	3	49
01:00	3	40	2	53	3	54	7	54	4	60	4	52
01:15	3	43	3	55	4	53	4	49	10	57	5	51
01:30	5	68	5	51	1	68	3	61	7	65	4	63
01:45	3	39	3	54	6	53	5	47	6	65	5	52
02:00	1	56	3	54	6	55	6	59	4	61	4	57
02:15	0	49	2	58	3	64	4	51	4	69	3	58
02:30	6	76	11	95	10	104	14	91	12	78	11	89
02:45	2	63	3	79	3	64	1	58	3	68	2	66
03:00	4	78	3	77	0	65	3	72	0	106	2	80
03:15	0	88	1	83	2	88	3	82	2	87	2	86
03:30	2	78	1	69	0	83	0	64	3	64	1	72
03:45	0	79	0	65	0	79	2	77	3	84	1	77
04:00	3	86	0	66	2	75	2	77	0	73	1	75
04:15	2	80	2	77	4	83	2	86	2	92	2	84
04:30	5	81	4	96	4	93	2	83	5	92	4	89
04:45	2	95	3	89	2	111	2	102	5	85	3	96
05:00	3	112	0	115	2	121	1	103	1	105	1	111
05:15	1	111	5	137	3	119	3	126	3	109	3	120
05:30	5	86	3	96	4	99	3	101	6	112	4	99
05:45	5	80	3	101	3	96	5	81	5	103	4	92
06:00	6	90	6	113	8	79	5	96	6	78	6	91
06:15	3	87	7	110	4	97	3	106	3	83	4	97
06:30	10	79	10	88	5	95	9	111	8	105	8	96
06:45	18	88	15	91	15	87	12	96	26	99	17	92
07:00	16	76	19	90	12	69	15	84	18	91	16	82
07:15	20	83	23	83	20	78	10	86	14	72	17	80
07:30	26	69	27	65	16	71	24	65	26	60	24	66
07:45	16	44	24	85	31	58	21	58	22	48	23	59
08:00	36	58	38	69	28	37	40	64	25	51	33	56
08:15	24	30	25	47	29	47	22	70	29	44	26	48
08:30	31	39	27	33	18	35	21	50	31	36	26	39
08:45	33	33	28	37	30	26	27	46	21	24	28	33
09:00	30	26	31	29	27	31	26	112	28	27	28	45
09:15	36	25	28	26	35	47	35	130	21	49	31	55
09:30	31	55	37	33	29	30	18	58	34	30	30	41
09:45	21	29	46	19	32	29	43	55	34	31	35	33
10:00	24	26	28	29	22	25	40	153	39	87	31	64
10:15	34	18	30	15	23	20	29	146	26	170	28	74
10:30	33	26	34	12	27	8	27	55	41	72	32	35
10:45	31	7	42	12	27	13	37	23	34	26	34	16
11:00	34	15	39	6	47	6	42	26	43	25	41	16
11:15	40	9	33	10	48	9	48	14	38	28	41	14
11:30	33	9	41	9	38	10	39	13	41	16	38	11
11:45	40	6	47	4	55	10	36	12	39	24	43	11
Totals	702	2684	763	2877	700	2835	716	3405	766	3215	729	3003
Day Total	3386		3640		3535		4121		3981		3733	
AM Pct	20.7%		21.0%		19.8%		17.4%		19.2%		19.5%	
Peak Hour	11:00	16:45	11:00	17:00	11:00	16:45	10:45	16:45	11:00	17:00	11:00	16:45
Peak Volume	147	404	160	449	188	450	166	432	161	429	163	426
P.H.F	0.9188	0.9018	0.8511	0.8193	0.8545	0.9298	0.8646	0.8571	0.9360	0.9576	0.9477	0.8875

AECOM

7:00-8:00 AM	78	342	93	328	79	362	70	348	80	342	80	344
7:15-8:15 AM	98	368	112	377	95	408	95	374	87	374	97	380
7:30-8:30 AM	102	399	114	437	104	444	107	414	102	391	106	417
7:45-8:45 AM	107	404	114	437	106	450	104	432	107	411	108	427
8:00-9:00 AM	124	389	118	449	105	435	110	411	106	429	113	423

4:00-5:00 PM	78	342	93	328	79	362	70	348	80	342	80	344
4:15-5:15 PM	98	368	112	377	95	408	95	374	87	374	97	380
4:30-5:30 PM	102	399	114	437	104	444	107	414	102	391	106	417
4:45-5:45 PM	107	404	114	437	106	450	104	432	107	411	108	427
5:00-6:00 PM	124	389	118	449	105	435	110	411	106	429	113	423

Client: AECOM SJ
 File Number: 8 -SERRA ST SB-IN
 Route: SERRA ST
 Location: SW. of EL CAMINO REAL

Site Ref: 8
 Direction: SB-IN

Count Date	10/4/2021		10/5/2021		10/6/2021		10/7/2021		10/8/2021		Average	
Count Time	AM	PM	AM	PM	AM	PM	AM	PM	AM	PM	AM	PM
00:00	6	32	4	34	5	28	9	47	18	34	8	35
00:15	4	32	5	30	4	35	5	40	19	42	7	36
00:30	3	39	8	37	7	37	8	61	14	45	8	44
00:45	8	44	1	39	8	49	5	36	10	38	6	41
01:00	1	42	5	55	2	40	3	44	12	41	5	44
01:15	10	44	2	28	7	38	6	50	13	53	8	43
01:30	1	19	0	26	2	29	2	34	11	38	3	29
01:45	2	33	4	30	0	36	6	39	5	48	3	37
02:00	2	38	2	28	2	26	5	40	5	40	3	34
02:15	1	26	0	33	1	32	3	31	2	52	1	35
02:30	5	31	0	32	1	37	0	35	0	42	1	35
02:45	2	30	2	35	1	30	2	51	2	53	2	40
03:00	1	34	1	28	1	37	1	29	4	42	2	34
03:15	2	37	0	35	0	33	2	31	2	32	1	34
03:30	1	28	2	36	2	25	1	43	2	37	2	34
03:45	1	43	2	42	1	30	2	43	2	45	2	41
04:00	0	29	3	34	1	28	0	46	4	40	2	35
04:15	4	45	3	41	2	39	1	35	3	57	3	43
04:30	8	39	5	59	5	44	9	53	7	47	7	48
04:45	8	43	6	38	7	38	6	43	6	60	7	44
05:00	3	31	4	32	6	43	6	40	6	44	5	38
05:15	10	42	14	35	13	50	12	46	15	46	13	44
05:30	18	28	17	41	18	52	14	43	16	61	17	45
05:45	21	42	21	49	30	60	32	51	24	44	26	49
06:00	12	36	6	49	9	48	11	49	22	42	12	45
06:15	12	41	19	49	14	39	11	43	9	63	13	47
06:30	18	28	22	44	11	41	29	51	20	51	20	43
06:45	20	24	15	38	24	36	21	37	18	66	20	40
07:00	23	48	21	42	20	42	7	37	10	46	16	43
07:15	19	38	21	50	21	46	28	43	25	48	23	45
07:30	25	30	42	40	46	37	28	42	39	59	36	42
07:45	44	32	53	35	45	37	65	46	62	53	54	41
08:00	37	41	39	30	54	38	47	47	36	52	43	42
08:15	46	29	47	39	35	35	40	48	46	59	43	42
08:30	67	32	48	35	64	37	56	50	55	50	58	41
08:45	51	45	51	24	42	35	40	38	40	40	45	36
09:00	43	24	34	27	49	37	52	40	38	47	43	35
09:15	48	42	34	28	45	29	39	30	32	37	40	33
09:30	49	21	48	29	36	16	52	37	43	32	46	27
09:45	43	22	23	21	31	24	42	42	31	36	34	29
10:00	29	15	31	26	32	29	28	37	26	37	29	29
10:15	35	15	35	27	33	20	32	30	31	33	33	25
10:30	37	11	23	15	31	18	34	18	25	32	30	19
10:45	26	13	27	16	31	10	39	26	34	40	31	21
11:00	24	12	32	6	32	14	34	13	37	34	32	16
11:15	23	8	31	13	34	15	41	22	41	22	34	16
11:30	44	12	39	4	37	10	33	19	50	24	41	14
11:45	30	6	44	7	35	7	44	21	51	25	41	13
Totals	927	1476	896	1571	937	1596	993	1877	1023	2109	955	1726
Day Total	2403		2467		2533		2870		3132		2681	
AM Pct	38.6%		36.3%		37.0%		34.6%		32.7%		35.6%	
Peak Hour	8:30	12:30	7:45	17:45	8:30	17:15	7:45	17:45	7:45	18:15	7:45	17:30
Peak Volume	209	169	187	191	200	210	208	194	199	226	198	186
P.H.F	0.7799	0.9602	0.8821	0.9745	0.7813	0.8750	0.8000	0.9510	0.8024	0.8561	0.8534	0.9490

AECOM

7:00-8:00 AM	111	156	137	172	132	149	128	177	136	204	129	172
7:15-8:15 AM	125	158	155	170	166	164	168	171	162	208	155	174
7:30-8:30 AM	152	155	181	164	180	175	180	182	183	197	175	175
7:45-8:45 AM	194	144	187	146	198	183	208	172	199	211	197	171
8:00-9:00 AM	201	143	185	157	195	205	183	180	177	195	188	176

4:00-5:00 PM	111	156	137	172	132	149	128	177	136	204	129	172
4:15-5:15 PM	125	158	155	170	166	164	168	171	162	208	155	174
4:30-5:30 PM	152	155	181	164	180	175	180	182	183	197	175	175
4:45-5:45 PM	194	144	187	146	198	183	208	172	199	211	197	171
5:00-6:00 PM	201	143	185	157	195	205	183	180	177	195	188	176

Client: AECOM SJ
 File Number: 8 -SERRA ST NB-OUT
 Route: SERRA ST
 Location: SW. of EL CAMINO REAL

Site Ref: 8
 Direction: NB-OUT

Count Date	10/4/2021		10/5/2021		10/6/2021		10/7/2021		10/8/2021		Average	
Count Time	AM	PM	AM	PM	AM	PM	AM	PM	AM	PM	AM	PM
00:00	8	54	8	51	7	45	11	49	23	59	11	52
00:15	10	38	6	42	10	58	13	50	17	59	11	49
00:30	5	44	6	39	5	32	7	53	15	45	8	43
00:45	2	40	6	30	8	35	6	44	21	66	9	43
01:00	11	27	3	44	7	52	6	54	22	48	10	45
01:15	5	43	5	49	9	39	7	57	23	56	10	49
01:30	5	59	5	50	3	47	4	64	12	64	6	57
01:45	2	42	4	56	1	48	0	52	11	54	4	50
02:00	2	45	0	44	3	44	6	47	4	70	3	50
02:15	3	46	8	48	10	58	8	43	9	65	8	52
02:30	8	54	8	64	9	81	4	66	7	90	7	71
02:45	3	52	0	59	0	58	5	44	3	77	2	58
03:00	4	62	1	58	1	45	2	51	1	72	2	58
03:15	2	71	0	63	0	67	1	69	1	71	1	68
03:30	1	71	0	63	1	58	1	58	3	53	1	61
03:45	3	68	1	55	4	66	5	51	1	67	3	61
04:00	2	57	3	69	0	69	4	66	7	77	3	68
04:15	0	77	1	57	2	76	0	82	2	96	1	78
04:30	3	67	3	86	1	90	3	81	4	74	3	80
04:45	1	78	5	85	2	80	0	88	5	84	3	83
05:00	0	70	3	95	3	90	4	87	6	111	3	91
05:15	4	83	8	89	6	87	1	76	3	106	4	88
05:30	7	104	3	80	6	69	10	68	13	83	8	81
05:45	6	77	11	71	3	92	11	59	10	68	8	73
06:00	6	84	16	88	5	81	9	82	6	105	8	88
06:15	4	81	8	97	11	86	9	102	4	94	7	92
06:30	9	88	15	90	10	88	18	78	13	104	13	90
06:45	10	72	7	87	12	82	19	84	18	77	13	80
07:00	14	54	15	43	12	78	13	64	20	89	15	66
07:15	13	58	14	75	16	97	21	68	12	86	15	77
07:30	31	71	24	65	25	74	28	67	21	77	26	71
07:45	40	47	38	58	34	49	32	69	38	83	36	61
08:00	37	50	43	78	38	56	35	47	34	69	37	60
08:15	24	38	15	53	25	55	37	71	29	73	26	58
08:30	30	42	19	51	28	54	23	59	31	60	26	53
08:45	32	36	40	45	35	46	32	47	33	54	34	46
09:00	39	40	27	47	29	41	37	36	39	44	34	42
09:15	33	41	28	37	26	39	47	45	47	52	36	43
09:30	32	23	33	49	37	42	42	47	51	51	39	42
09:45	44	32	39	29	47	25	24	54	46	38	40	36
10:00	33	28	29	29	39	27	33	50	43	53	35	37
10:15	41	26	38	17	40	26	29	28	18	49	33	29
10:30	26	19	33	23	38	30	31	31	38	20	33	25
10:45	40	19	40	25	40	17	24	38	31	31	35	26
11:00	41	25	32	21	39	17	27	24	53	39	38	25
11:15	39	14	37	21	45	19	42	19	43	36	41	22
11:30	63	10	44	12	38	21	40	18	43	21	46	16
11:45	52	15	43	9	32	18	47	17	60	19	47	16
Totals	830	2442	775	2596	802	2654	818	2704	994	3139	844	2707
Day Total	3272		3371		3456		3522		4133		3551	
AM Pct	25.4%		23.0%		23.2%		23.2%		24.1%		23.8%	
Peak Hour	11:00	17:15	11:00	18:00	9:45	16:30	8:45	18:00	11:00	16:45	11:00	18:00
Peak Volume	195	348	156	362	164	347	158	346	199	384	172	350
P.H.F	0.7738	0.8365	0.8864	0.9330	0.8723	0.9639	0.8404	0.8480	0.8292	0.8649	0.9149	0.9511

AECOM

7:00-8:00 AM	98	279	91	297	87	315	94	317	91	331	92	308
7:15-8:15 AM	121	292	119	323	113	336	116	338	105	365	115	331
7:30-8:30 AM	132	298	120	355	122	347	132	332	122	375	126	341
7:45-8:45 AM	131	335	115	349	125	326	127	319	132	384	126	343
8:00-9:00 AM	123	334	117	335	126	338	127	290	127	368	124	333

4:00-5:00 PM	98	279	91	297	87	315	94	317	91	331	92	308
4:15-5:15 PM	121	292	119	323	113	336	116	338	105	365	115	331
4:30-5:30 PM	132	298	120	355	122	347	132	332	122	375	126	341
4:45-5:45 PM	131	335	115	349	125	326	127	319	132	384	126	343
5:00-6:00 PM	123	334	117	335	126	338	127	290	127	368	124	333

Client: AECOM SJ
 File Number: 9 -YALE ST WB-IN
 Route: YALE ST
 Location: W. of STANFORD AVE

Site Ref: 9
 Direction: WB-IN

Count Date	10/4/2021		10/5/2021		10/6/2021		10/7/2021		10/8/2021		Average	
Count Time	AM	PM	AM	PM	AM	PM	AM	PM	AM	PM	AM	PM
00:00	0	5	1	7	0	10	1	6	3	10	1	8
00:15	0	10	2	5	1	8	3	14	5	7	2	9
00:30	2	12	1	10	0	5	0	4	3	6	1	7
00:45	1	12	1	10	0	10	0	8	1	9	1	10
01:00	1	3	0	7	0	4	0	11	0	3	0	6
01:15	0	10	0	4	0	7	0	8	0	11	0	8
01:30	1	8	0	5	0	4	0	9	1	7	0	7
01:45	1	6	0	5	1	8	0	7	0	7	0	7
02:00	0	2	0	8	0	7	2	4	1	7	1	6
02:15	0	9	0	5	0	6	0	10	0	8	0	8
02:30	0	8	0	8	0	8	0	12	0	13	0	10
02:45	1	10	0	13	0	4	0	8	0	11	0	9
03:00	0	8	0	10	0	9	0	10	0	8	0	9
03:15	0	9	0	6	0	12	0	6	1	8	0	8
03:30	0	9	0	11	0	13	0	7	0	11	0	10
03:45	0	10	0	9	1	9	0	7	0	13	0	10
04:00	0	8	1	12	0	9	0	9	0	4	0	8
04:15	0	13	0	11	0	19	0	16	0	12	0	14
04:30	0	8	0	6	0	10	0	13	2	13	0	10
04:45	1	10	0	11	0	14	0	9	0	7	0	10
05:00	1	12	0	7	1	9	0	13	0	12	0	11
05:15	1	14	0	15	0	11	1	13	0	12	0	13
05:30	1	15	1	13	0	16	0	13	0	18	0	15
05:45	0	13	1	12	1	15	2	17	0	18	1	15
06:00	2	19	2	11	2	16	2	13	3	12	2	14
06:15	2	11	2	16	0	7	3	12	1	16	2	12
06:30	3	14	2	15	2	21	4	18	2	19	3	17
06:45	3	15	4	13	8	11	5	16	6	11	5	13
07:00	1	12	9	20	5	9	7	11	8	19	6	14
07:15	11	11	8	8	12	15	6	18	7	10	9	12
07:30	8	7	6	8	9	9	13	11	6	13	8	10
07:45	9	12	12	14	6	2	8	11	7	9	8	10
08:00	9	7	11	15	9	11	12	7	9	5	10	9
08:15	10	6	9	6	13	14	9	9	9	14	10	10
08:30	7	6	15	6	19	12	15	5	13	6	14	7
08:45	18	6	14	9	21	3	13	8	7	5	15	6
09:00	8	7	12	6	9	13	10	10	9	6	10	8
09:15	8	4	7	4	8	7	15	1	8	8	9	5
09:30	10	6	7	9	5	2	3	2	6	9	6	6
09:45	6	8	9	9	7	3	7	8	9	4	8	6
10:00	4	5	5	8	3	1	6	8	11	8	6	6
10:15	4	2	5	5	11	4	7	5	5	6	6	4
10:30	6	3	4	1	5	2	8	1	9	3	6	2
10:45	4	1	9	2	6	2	8	1	7	4	7	2
11:00	5	0	9	1	8	4	6	1	8	3	7	2
11:15	10	1	7	1	5	3	7	1	7	4	7	2
11:30	10	2	3	0	7	2	8	1	9	4	7	2
11:45	6	0	9	1	10	0	6	2	9	3	8	1
Totals	175	389	188	398	195	400	197	414	192	436	189	407
Day Total	564		586		595		611		628		597	
AM Pct	31.0%		32.1%		32.8%		32.2%		30.6%		31.7%	
Peak Hour	8:00	17:15	8:15	18:15	8:00	17:45	8:30	18:30	7:45	17:45	8:00	17:45
Peak Volume	44	61	50	64	62	59	53	63	38	65	49	58
P.H.F	0.6111	0.8026	0.8333	0.8000	0.7381	0.7024	0.8833	0.8750	0.7308	0.8553	0.8167	0.8529

AECOM

7:00-8:00 AM	29	39	35	40	32	52	34	47	28	36	32	43
7:15-8:15 AM	37	43	37	35	36	52	39	51	29	44	36	45
7:30-8:30 AM	36	44	38	39	37	44	42	48	31	44	37	44
7:45-8:45 AM	35	51	47	46	47	50	44	48	38	49	42	49
8:00-9:00 AM	44	54	49	47	62	51	49	56	38	60	48	54

4:00-5:00 PM	29	39	35	40	32	52	34	47	28	36	32	43
4:15-5:15 PM	37	43	37	35	36	52	39	51	29	44	36	45
4:30-5:30 PM	36	44	38	39	37	44	42	48	31	44	37	44
4:45-5:45 PM	35	51	47	46	47	50	44	48	38	49	42	49
5:00-6:00 PM	44	54	49	47	62	51	49	56	38	60	48	54

Client: AECOM SJ
 File Number: 9 -YALE ST EB-OUT
 Route: YALE ST
 Location: W. of STANFORD AVE

Site Ref: 9
 Direction: EB-OUT

Count Date	10/4/2021		10/5/2021		10/6/2021		10/7/2021		10/8/2021		Average	
Count Time	AM	PM	AM	PM	AM	PM	AM	PM	AM	PM	AM	PM
00:00	0	5	0	7	0	5	0	8	1	10	0	7
00:15	0	7	1	9	0	3	0	9	2	5	1	7
00:30	1	16	0	3	0	9	0	8	0	4	0	8
00:45	0	4	0	6	0	5	1	9	1	7	0	6
01:00	0	9	0	3	0	8	0	6	0	7	0	7
01:15	0	4	0	5	0	12	0	5	0	3	0	6
01:30	1	8	0	9	0	6	0	1	0	7	0	6
01:45	1	3	0	6	0	4	0	6	0	9	0	6
02:00	0	5	0	4	0	7	1	5	0	6	0	5
02:15	0	5	0	6	0	4	0	3	0	6	0	5
02:30	0	6	0	7	1	5	0	9	0	11	0	8
02:45	0	4	0	10	0	6	0	7	1	9	0	7
03:00	0	8	0	4	0	9	0	7	0	5	0	7
03:15	0	8	0	10	0	4	0	7	0	9	0	8
03:30	0	7	0	7	0	5	0	9	0	10	0	8
03:45	0	8	0	14	0	5	0	6	0	13	0	9
04:00	0	8	0	14	0	12	0	12	0	12	0	12
04:15	0	7	0	6	0	9	0	15	0	8	0	9
04:30	0	16	0	9	0	13	0	8	1	8	0	11
04:45	1	12	1	11	0	13	0	17	0	16	0	14
05:00	0	12	0	12	0	25	1	14	0	7	0	14
05:15	0	8	0	10	0	15	0	12	2	13	0	12
05:30	1	16	0	13	1	14	0	13	1	19	1	15
05:45	2	12	5	13	3	12	3	9	5	17	4	13
06:00	1	13	1	13	2	16	2	13	2	10	2	13
06:15	3	15	1	6	0	16	0	14	2	11	1	12
06:30	1	10	1	8	2	9	1	9	0	20	1	11
06:45	2	3	2	15	2	6	3	10	3	6	2	8
07:00	6	3	1	9	1	9	2	15	1	9	2	9
07:15	3	7	6	7	6	11	2	7	5	9	4	8
07:30	4	4	8	7	12	6	5	17	5	10	7	9
07:45	13	3	7	6	5	3	7	6	10	17	8	7
08:00	16	8	6	3	9	4	11	4	5	10	9	6
08:15	7	2	12	6	13	4	10	4	11	7	11	5
08:30	8	5	5	4	8	2	3	5	11	11	7	5
08:45	8	5	9	2	7	3	10	2	7	6	8	4
09:00	5	4	6	7	7	3	7	9	6	6	6	6
09:15	5	4	7	5	5	1	7	4	2	5	5	4
09:30	5	3	9	6	7	3	6	1	12	5	8	4
09:45	6	1	8	2	4	2	6	4	5	4	6	3
10:00	5	3	3	2	7	1	11	2	9	1	7	2
10:15	7	0	9	0	7	3	5	2	5	1	7	1
10:30	5	1	2	1	11	3	2	2	13	3	7	2
10:45	5	1	8	0	9	1	7	0	2	2	6	1
11:00	3	0	2	1	5	0	7	2	9	3	5	1
11:15	6	0	4	0	9	0	6	1	1	1	5	0
11:30	5	1	3	1	5	1	6	0	3	0	4	1
11:45	8	1	7	1	5	0	7	2	6	1	7	1
Totals	144	295	134	310	153	317	139	340	149	379	144	328
Day Total	439		444		470		479		528		472	
AM Pct	32.8%		30.2%		32.6%		29.0%		28.2%		30.5%	
Peak Hour	7:45	17:30	7:30	17:15	7:30	16:45	8:00	16:45	7:45	17:15	7:30	16:45
Peak Volume	44	56	33	49	39	67	34	56	37	59	35	55
P.H.F	0.6875	0.8750	0.6875	0.9423	0.7500	0.6700	0.7727	0.8235	0.8409	0.7763	0.7955	0.9167

AECOM

7:00-8:00 AM	26	43	22	40	24	47	16	52	21	44	22	45
7:15-8:15 AM	36	47	27	38	32	60	25	54	25	39	29	48
7:30-8:30 AM	40	48	33	42	39	66	33	51	31	44	35	50
7:45-8:45 AM	44	48	30	46	35	67	31	56	37	55	35	54
8:00-9:00 AM	39	48	32	48	37	66	34	48	34	56	35	53

4:00-5:00 PM	26	43	22	40	24	47	16	52	21	44	22	45
4:15-5:15 PM	36	47	27	38	32	60	25	54	25	39	29	48
4:30-5:30 PM	40	48	33	42	39	66	33	51	31	44	35	50
4:45-5:45 PM	44	48	30	46	35	67	31	56	37	55	35	54
5:00-6:00 PM	39	48	32	48	37	66	34	48	34	56	35	53

Client: AECOM SJ
 File Number: 10 -WELLESLEY ST WB-IN
 Route: WELLESLEY ST
 Location: W. of STANFORD AVE

Site Ref: 10
 Direction: WB-IN

Count Date	10/4/2021		10/5/2021		10/6/2021		10/7/2021		10/8/2021		Average	
Count Time	AM	PM	AM	PM	AM	PM	AM	PM	AM	PM	AM	PM
00:00	1	1	1	5	2	4	1	3	3	4	2	3
00:15	0	1	0	3	0	6	0	3	3	6	1	4
00:30	2	5	0	4	0	5	0	5	3	2	1	4
00:45	2	4	0	5	0	3	1	4	0	9	1	5
01:00	1	5	0	6	1	6	0	6	1	7	1	6
01:15	0	8	0	2	1	5	0	5	0	9	0	6
01:30	0	3	1	3	0	3	1	3	0	3	0	3
01:45	0	3	0	2	0	1	0	6	0	5	0	3
02:00	0	1	0	4	0	3	0	6	1	5	0	4
02:15	1	1	0	2	0	3	0	3	0	4	0	3
02:30	0	6	0	8	1	3	0	3	1	1	0	4
02:45	1	4	0	4	0	7	1	2	0	5	0	4
03:00	0	8	0	4	0	4	0	5	0	1	0	4
03:15	0	3	0	6	0	6	0	3	0	5	0	5
03:30	1	13	0	6	0	4	0	8	0	2	0	7
03:45	0	6	0	4	0	3	0	9	0	4	0	5
04:00	0	5	0	6	0	4	0	3	0	6	0	5
04:15	0	5	0	3	0	8	0	5	0	8	0	6
04:30	0	3	0	7	0	6	0	5	1	7	0	6
04:45	0	7	0	2	0	1	0	7	0	2	0	4
05:00	0	5	0	4	0	6	0	8	0	9	0	6
05:15	0	7	0	4	0	7	0	8	1	4	0	6
05:30	0	6	0	9	0	12	0	9	0	4	0	8
05:45	1	6	0	2	0	4	1	6	1	6	1	5
06:00	1	4	2	6	1	7	0	8	1	10	1	7
06:15	1	5	2	10	2	13	1	8	1	5	1	8
06:30	2	5	1	6	2	10	2	5	2	10	2	7
06:45	0	11	1	7	0	7	2	11	1	7	1	9
07:00	1	4	0	9	0	6	0	7	1	7	0	7
07:15	1	5	2	5	0	8	1	6	1	9	1	7
07:30	1	12	0	5	1	8	1	5	0	7	1	7
07:45	2	7	4	8	1	8	3	6	5	11	3	8
08:00	5	10	4	5	2	6	4	6	0	16	3	9
08:15	1	11	1	7	6	6	2	4	4	11	3	8
08:30	1	9	0	2	3	7	3	7	3	7	2	6
08:45	3	6	5	9	5	7	6	5	4	5	5	6
09:00	3	3	6	7	2	10	2	6	2	9	3	7
09:15	2	6	4	4	1	4	3	5	2	9	2	6
09:30	3	4	2	4	3	4	3	2	0	7	2	4
09:45	5	2	2	6	3	7	4	4	3	7	3	5
10:00	2	0	3	5	3	4	3	6	5	2	3	3
10:15	7	2	6	4	5	6	5	1	3	6	5	4
10:30	4	2	1	1	2	4	1	3	3	3	2	3
10:45	5	1	4	1	6	1	2	4	6	6	5	3
11:00	3	4	2	2	8	1	4	2	2	7	4	3
11:15	3	1	4	3	4	1	2	4	6	5	4	3
11:30	8	2	1	3	1	1	2	1	4	5	3	2
11:45	4	1	1	0	4	2	3	3	5	0	3	1
Totals	78	233	60	224	70	252	64	244	79	289	70	248
Day Total	311		284		322		308		368		319	
AM Pct	25.1%		21.1%		21.7%		20.8%		21.5%		22.0%	
Peak Hour	10:15	19:30	8:45	18:15	10:15	18:00	8:00	16:45	10:45	19:30	10:15	19:30
Peak Volume	19	40	17	32	21	37	15	32	18	45	16	32
P.H.F	0.6786	0.8333	0.7083	0.8000	0.6563	0.7115	0.6250	0.8889	0.7500	0.7031	0.8000	0.8889

AECOM

7:00-8:00 AM	5	20	6	18	2	19	5	20	7	23	5	20
7:15-8:15 AM	9	20	10	16	4	21	9	25	6	26	8	22
7:30-8:30 AM	9	22	9	17	10	20	10	28	9	22	9	22
7:45-8:45 AM	9	25	9	19	12	26	12	32	12	19	11	24
8:00-9:00 AM	10	24	10	19	16	29	15	31	11	23	12	25

4:00-5:00 PM	5	20	6	18	2	19	5	20	7	23	5	20
4:15-5:15 PM	9	20	10	16	4	21	9	25	6	26	8	22
4:30-5:30 PM	9	22	9	17	10	20	10	28	9	22	9	22
4:45-5:45 PM	9	25	9	19	12	26	12	32	12	19	11	24
5:00-6:00 PM	10	24	10	19	16	29	15	31	11	23	12	25

Client: AECOM SJ
 File Number: 10 -WELLESLEY ST EB-OUT
 Route: WELLESLEY ST
 Location: W. of STANFORD AVE

Site Ref: 10
 Direction: EB-OUT

Count Date	10/4/2021		10/5/2021		10/6/2021		10/7/2021		10/8/2021		Average	
Count Time	AM	PM	AM	PM	AM	PM	AM	PM	AM	PM	AM	PM
00:00	0	4	0	5	0	4	0	6	1	4	0	5
00:15	0	0	0	1	0	4	0	3	0	3	0	2
00:30	2	4	0	3	0	4	0	8	1	6	1	5
00:45	0	5	0	6	3	8	0	6	0	4	1	6
01:00	0	10	0	6	0	5	0	1	0	8	0	6
01:15	0	4	0	6	0	3	0	1	1	4	0	4
01:30	0	3	0	3	0	6	0	6	0	5	0	5
01:45	1	3	0	3	0	3	0	5	0	3	0	3
02:00	0	4	0	0	0	3	0	3	0	1	0	2
02:15	0	6	0	4	0	4	0	4	0	8	0	5
02:30	0	1	0	6	0	8	0	3	0	3	0	4
02:45	0	11	0	11	0	4	0	9	0	10	0	9
03:00	0	4	0	5	0	1	0	1	0	5	0	3
03:15	0	8	0	9	0	11	0	4	0	10	0	8
03:30	1	3	0	3	0	5	0	6	0	8	0	5
03:45	0	6	0	6	0	4	0	3	0	8	0	5
04:00	0	1	0	6	0	6	0	8	0	5	0	5
04:15	0	6	0	8	0	8	0	10	0	5	0	7
04:30	0	6	0	10	0	6	1	8	0	11	0	8
04:45	0	10	0	10	0	5	0	5	0	8	0	8
05:00	1	13	0	8	0	14	0	14	0	13	0	12
05:15	3	14	0	11	1	5	1	11	0	10	1	10
05:30	0	8	1	11	0	10	1	9	0	9	0	9
05:45	0	4	0	10	0	1	0	6	0	8	0	6
06:00	0	9	0	3	0	5	0	11	0	9	0	7
06:15	0	9	1	9	0	10	0	9	0	8	0	9
06:30	0	3	0	8	0	8	0	8	0	3	0	6
06:45	0	6	1	4	0	9	1	9	3	4	1	6
07:00	0	1	1	8	1	5	1	5	1	4	1	5
07:15	1	4	4	8	3	6	1	6	1	5	2	6
07:30	3	6	3	1	1	1	1	6	5	3	3	3
07:45	5	8	8	3	5	4	8	5	4	6	6	5
08:00	9	5	6	3	5	3	6	4	9	3	7	4
08:15	5	9	4	5	5	6	4	6	4	5	4	6
08:30	3	3	3	0	9	3	5	0	6	1	5	1
08:45	6	3	1	4	8	4	4	3	4	3	5	3
09:00	5	1	4	1	5	1	6	0	5	3	5	1
09:15	3	1	8	0	3	3	4	3	4	3	4	2
09:30	4	0	3	0	4	1	6	4	3	3	4	2
09:45	4	1	4	3	5	1	1	1	3	1	3	1
10:00	6	1	4	0	3	0	6	3	11	4	6	2
10:15	4	0	1	0	3	1	5	0	3	1	3	0
10:30	3	0	5	0	1	4	6	0	3	0	4	1
10:45	4	1	9	0	5	1	5	3	1	3	5	2
11:00	5	4	1	0	6	1	3	0	1	1	3	1
11:15	3	0	8	1	5	1	4	1	4	0	5	1
11:30	6	0	3	0	1	0	6	0	5	1	4	0
11:45	3	0	4	0	5	5	1	3	6	0	4	2
Totals	90	213	87	212	87	215	87	230	89	233	88	221
Day Total	303		299		302		317		322		309	
AM Pct	29.7%		29.1%		28.8%		27.4%		27.6%		28.5%	
Peak Hour	8:00	16:45	10:30	16:45	8:00	16:45	7:45	17:00	7:45	16:30	7:45	16:45
Peak Volume	23	45	23	40	27	34	23	40	23	42	22	39
P.H.F	0.6389	0.8036	0.6389	0.9091	0.7500	0.6071	0.7188	0.7143	0.6389	0.8077	0.7857	0.8125

AECOM

7:00-8:00 AM	9	23	16	34	10	25	11	31	11	29	11	28
7:15-8:15 AM	18	35	21	36	14	33	16	37	19	37	18	36
7:30-8:30 AM	22	43	21	39	16	30	19	38	22	42	20	38
7:45-8:45 AM	22	45	21	40	24	34	23	39	23	40	23	40
8:00-9:00 AM	23	39	14	40	27	30	19	40	23	40	21	38
4:00-5:00 PM	9	23	16	34	10	25	11	31	11	29	11	28
4:15-5:15 PM	18	35	21	36	14	33	16	37	19	37	18	36
4:30-5:30 PM	22	43	21	39	16	30	19	38	22	42	20	38
4:45-5:45 PM	22	45	21	40	24	34	23	39	23	40	23	40
5:00-6:00 PM	23	39	14	40	27	30	19	40	23	40	21	38

Client: AECOM SJ
 File Number: 11 - OBERLIN ST WB-IN
 Route: OBERLIN ST
 Location: W. of STANFORD AVE

Site Ref: 11
 Direction: WB-IN

Count Date	10/4/2021		10/5/2021		10/6/2021		10/7/2021		10/8/2021		Average	
Count Time	AM	PM	AM	PM	AM	PM	AM	PM	AM	PM	AM	PM
00:00	0	2	0	6	0	3	0	4	0	10	0	5
00:15	0	6	0	3	0	1	0	1	2	4	0	3
00:30	1	2	0	3	1	1	0	3	0	2	0	2
00:45	0	1	1	1	1	4	0	1	0	5	0	2
01:00	0	5	0	2	0	5	3	5	0	3	1	4
01:15	0	2	2	2	0	7	0	4	1	1	1	3
01:30	0	0	0	1	1	6	0	3	1	2	0	2
01:45	0	2	0	2	0	4	0	5	0	4	0	3
02:00	0	1	0	3	0	4	0	2	0	4	0	3
02:15	0	6	0	10	0	4	1	5	0	8	0	7
02:30	0	6	0	8	1	3	0	6	0	7	0	6
02:45	0	10	0	6	0	3	0	6	0	6	0	6
03:00	0	2	0	1	0	2	0	2	0	1	0	2
03:15	0	6	0	3	0	1	0	2	0	3	0	3
03:30	0	4	0	2	0	2	0	6	0	2	0	3
03:45	0	4	0	1	0	2	0	3	1	7	0	3
04:00	0	2	0	4	0	1	0	2	0	3	0	2
04:15	0	1	0	6	0	1	1	4	0	5	0	3
04:30	0	0	0	2	0	1	0	4	0	6	0	3
04:45	0	6	0	3	0	4	0	3	0	5	0	4
05:00	0	4	0	3	0	5	0	5	0	4	0	4
05:15	1	4	0	8	0	4	0	6	0	10	0	6
05:30	0	7	0	1	0	3	1	4	0	3	0	4
05:45	1	6	3	4	2	4	2	4	3	4	2	4
06:00	2	3	1	5	3	3	2	7	0	3	2	4
06:15	0	3	0	5	0	6	0	4	1	8	0	5
06:30	0	2	0	3	0	3	0	4	0	8	0	4
06:45	0	1	2	3	1	7	0	4	0	2	1	3
07:00	2	5	1	5	3	4	4	7	2	6	2	5
07:15	3	5	4	5	3	2	4	3	3	7	3	4
07:30	4	3	1	5	6	6	2	7	2	2	3	5
07:45	19	3	20	1	21	4	18	4	21	3	20	3
08:00	25	2	28	4	34	0	29	3	22	7	28	3
08:15	5	3	7	2	5	3	6	4	7	1	6	3
08:30	4	4	4	1	4	0	3	5	4	3	4	3
08:45	5	3	5	1	8	2	7	4	4	4	6	3
09:00	6	1	5	3	3	2	2	2	7	0	5	2
09:15	1	1	2	1	4	4	1	3	4	1	2	2
09:30	4	2	4	1	6	2	3	1	7	2	5	2
09:45	1	4	3	4	2	3	3	2	5	2	3	3
10:00	3	2	4	2	2	1	5	0	5	0	4	1
10:15	3	1	0	2	4	0	1	0	0	1	2	1
10:30	1	1	0	2	1	1	2	1	1	2	1	1
10:45	0	0	3	1	2	1	4	4	2	1	2	1
11:00	2	2	1	0	2	0	2	0	2	4	2	1
11:15	2	1	0	1	8	1	4	0	2	2	3	1
11:30	2	1	4	1	1	2	2	1	4	3	3	2
11:45	11	1	8	1	3	1	7	1	5	0	7	1
Totals	108	143	113	144	132	133	119	161	118	181	118	152
Day Total	251		257		265		280		299		270	
AM Pct	43.0%		44.0%		49.8%		42.5%		39.5%		43.6%	
Peak Hour	7:30	14:15	7:45	14:00	7:30	12:45	7:45	17:15	7:45	14:00	7:45	14:00
Peak Volume	53	24	59	27	66	22	56	21	54	25	58	22
P.H.F	0.5300	0.6000	0.5268	0.6750	0.4853	0.7857	0.4828	0.7500	0.6136	0.7813	0.5179	0.7857

AECOM

7:00-8:00 AM	28	9	26	15	33	7	28	13	28	19	29	13
7:15-8:15 AM	51	11	53	14	64	11	53	16	48	20	54	14
7:30-8:30 AM	53	14	56	16	66	14	55	18	52	25	56	17
7:45-8:45 AM	53	21	59	15	64	16	56	18	54	22	57	18
8:00-9:00 AM	39	21	44	16	51	16	45	19	37	21	43	19

4:00-5:00 PM	28	9	26	15	33	7	28	13	28	19	29	13
4:15-5:15 PM	51	11	53	14	64	11	53	16	48	20	54	14
4:30-5:30 PM	53	14	56	16	66	14	55	18	52	25	56	17
4:45-5:45 PM	53	21	59	15	64	16	56	18	54	22	57	18
5:00-6:00 PM	39	21	44	16	51	16	45	19	37	21	43	19

Client: AECOM SJ
 File Number: 11 - OBERLIN ST EB-OUT
 Route: OBERLIN ST
 Location: W. of STANFORD AVE

Site Ref: 11
 Direction: EB-OUT

Count Date	10/4/2021		10/5/2021		10/6/2021		10/7/2021		10/8/2021		Average	
Count Time	AM	PM	AM	PM	AM	PM	AM	PM	AM	PM	AM	PM
00:00	0	3	0	4	0	3	0	5	1	3	0	4
00:15	0	0	0	1	0	3	0	2	0	2	0	2
00:30	0	3	0	2	0	3	0	6	1	5	0	4
00:45	0	4	0	5	2	6	0	5	0	3	0	5
01:00	0	8	0	5	0	4	0	1	0	6	0	5
01:15	0	3	0	5	0	2	0	1	1	3	0	3
01:30	0	2	0	2	0	5	0	5	0	4	0	4
01:45	1	2	0	2	0	2	0	4	0	2	0	2
02:00	0	3	0	0	0	2	0	2	0	1	0	2
02:15	0	5	0	3	0	3	0	3	0	6	0	4
02:30	0	1	0	5	0	6	0	2	0	2	0	3
02:45	0	9	0	9	0	3	0	7	0	8	0	7
03:00	0	3	0	4	0	1	0	1	0	4	0	3
03:15	0	6	0	7	0	9	0	3	0	8	0	7
03:30	1	2	0	2	0	4	0	5	0	6	0	4
03:45	0	5	0	5	0	3	0	2	0	6	0	4
04:00	0	1	0	5	0	5	0	6	0	4	0	4
04:15	0	5	0	6	0	6	0	8	0	4	0	6
04:30	0	5	0	8	0	5	1	6	0	9	0	7
04:45	0	8	0	8	0	4	0	4	0	6	0	6
05:00	1	10	0	6	0	11	0	11	0	10	0	10
05:15	2	11	0	9	1	4	1	9	0	8	1	8
05:30	0	6	1	9	0	8	1	7	0	7	0	7
05:45	0	3	0	8	0	1	0	5	0	6	0	5
06:00	0	7	0	2	0	4	0	9	0	7	0	6
06:15	0	7	1	7	0	8	0	7	0	6	0	7
06:30	0	2	0	6	0	6	0	6	0	2	0	4
06:45	0	5	1	3	0	7	1	7	2	3	1	5
07:00	0	1	1	6	1	4	1	4	1	3	1	4
07:15	1	3	3	6	2	5	1	5	1	4	2	5
07:30	2	5	2	1	1	1	1	5	4	2	2	3
07:45	4	6	6	2	4	3	6	4	3	5	5	4
08:00	7	4	5	2	4	2	5	3	7	2	6	3
08:15	4	7	3	4	4	5	3	5	3	4	3	5
08:30	2	2	2	0	7	2	4	0	5	1	4	1
08:45	5	2	1	3	6	3	3	2	3	2	4	2
09:00	4	1	3	1	4	1	5	0	4	2	4	1
09:15	2	1	6	0	2	2	3	2	3	2	3	1
09:30	3	0	2	0	3	1	5	3	2	2	3	1
09:45	3	1	3	2	4	1	1	1	2	1	3	1
10:00	5	1	3	0	2	0	5	2	9	3	5	1
10:15	3	0	1	0	2	1	4	0	2	1	2	0
10:30	2	0	4	0	1	3	5	0	2	0	3	1
10:45	3	1	7	0	4	1	4	2	1	2	4	1
11:00	4	3	1	0	5	1	2	0	1	1	3	1
11:15	2	0	6	1	4	1	3	1	3	0	4	1
11:30	5	0	2	0	1	0	5	0	4	1	3	0
11:45	2	0	3	0	4	4	1	2	5	0	3	1
Totals	68	167	67	166	68	169	71	180	70	179	69	172
Day Total	235		233		237		251		249		241	
AM Pct	28.9%		28.8%		28.7%		28.3%		28.1%		28.5%	
Peak Hour	8:00	16:45	10:30	16:45	8:00	16:45	7:45	17:00	7:45	16:30	7:45	16:30
Peak Volume	18	35	18	32	21	27	18	32	18	33	18	31
P.H.F	0.6429	0.7955	0.6429	0.8889	0.7500	0.6136	0.7500	0.7273	0.6429	0.8250	0.7500	0.7750

AECOM

7:00-8:00 AM	7	19	12	27	8	20	9	24	9	23	9	23
7:15-8:15 AM	14	28	16	28	11	26	13	29	15	29	14	28
7:30-8:30 AM	17	34	16	31	13	24	15	30	17	33	16	30
7:45-8:45 AM	17	35	16	32	19	27	18	31	18	31	18	31
8:00-9:00 AM	18	30	11	32	21	24	15	32	18	31	17	30
4:00-5:00 PM	7	19	12	27	8	20	9	24	9	23	9	23
4:15-5:15 PM	14	28	16	28	11	26	13	29	15	29	14	28
4:30-5:30 PM	17	34	16	31	13	24	15	30	17	33	16	30
4:45-5:45 PM	17	35	16	32	19	27	18	31	18	31	18	31
5:00-6:00 PM	18	30	11	32	21	24	15	32	18	31	17	30

Client: AECOM SJ
 File Number: 12 -OLMSTED RD SB-IN
 Route: OLMSTED RD
 Location: N. of ESCONDIDO RD

Site Ref: 12
 Direction: SB-IN

Count Date	10/4/2021		10/5/2021		10/6/2021		10/7/2021		10/8/2021		Average	
Count Time	AM	PM	AM	PM	AM	PM	AM	PM	AM	PM	AM	PM
00:00	0	4	0	6	1	4	0	3	1	2	0	4
00:15	0	2	0	3	0	3	0	2	1	3	0	3
00:30	0	2	0	1	0	5	0	3	0	2	0	3
00:45	1	0	0	1	0	3	0	2	0	1	0	1
01:00	0	1	0	3	0	3	0	0	0	3	0	2
01:15	0	1	0	0	0	8	0	2	0	3	0	3
01:30	0	0	0	2	0	5	0	2	0	1	0	2
01:45	0	3	0	3	0	1	0	4	0	4	0	3
02:00	0	0	0	2	0	0	0	3	0	1	0	1
02:15	0	7	0	8	0	2	0	5	0	6	0	6
02:30	0	3	0	9	0	0	0	7	0	3	0	4
02:45	0	8	0	7	0	2	0	6	0	4	0	5
03:00	0	6	0	7	0	7	0	6	0	6	0	6
03:15	0	9	0	10	0	8	0	11	0	14	0	10
03:30	0	3	0	4	0	3	0	5	0	2	0	3
03:45	0	5	0	0	0	4	0	0	0	7	0	3
04:00	0	3	0	4	0	2	0	2	0	6	0	3
04:15	0	5	0	6	0	7	0	7	0	2	0	5
04:30	0	1	0	2	0	0	0	4	1	1	0	2
04:45	0	3	0	6	0	2	0	2	0	1	0	3
05:00	0	4	0	4	0	8	0	10	0	8	0	7
05:15	0	1	0	4	0	5	0	1	0	2	0	3
05:30	0	0	0	2	0	0	0	1	0	2	0	1
05:45	0	1	0	1	1	2	1	3	0	1	0	2
06:00	1	1	1	2	0	2	0	3	1	1	1	2
06:15	0	2	0	1	0	0	0	0	0	2	0	1
06:30	0	3	1	1	0	0	0	0	0	1	0	1
06:45	1	0	0	2	0	0	0	1	0	0	0	1
07:00	1	0	0	0	1	0	1	0	2	2	1	0
07:15	0	0	1	0	0	0	0	0	0	0	0	0
07:30	1	0	2	1	2	0	0	2	1	0	1	0
07:45	17	0	18	1	18	1	17	1	16	0	17	1
08:00	25	1	26	0	31	0	33	2	25	1	28	1
08:15	4	1	4	1	2	1	4	0	2	0	3	1
08:30	3	0	4	0	3	0	4	0	2	0	3	0
08:45	3	1	4	1	6	0	4	0	2	0	4	0
09:00	2	0	8	2	1	1	7	2	2	0	4	1
09:15	3	0	1	0	2	0	5	0	4	0	3	0
09:30	4	0	3	0	2	1	0	0	2	1	2	0
09:45	3	0	0	2	4	0	2	0	1	0	2	0
10:00	1	0	2	1	1	0	1	0	4	0	2	0
10:15	0	0	0	0	3	0	2	1	1	1	1	0
10:30	0	0	1	0	0	0	1	0	3	0	1	0
10:45	1	1	2	0	2	0	4	2	1	0	2	1
11:00	0	0	0	0	1	0	2	0	2	1	1	0
11:15	3	0	1	0	3	0	1	0	2	0	2	0
11:30	2	0	3	0	3	0	0	1	0	2	2	1
11:45	5	0	6	0	5	1	6	0	5	0	5	0
Totals	81	82	88	110	92	91	95	104	81	97	87	97
Day Total	163		198		183		199		178		184	
AM Pct	49.7%		44.4%		50.3%		47.7%		45.5%		47.4%	
Peak Hour	7:45	14:30	7:45	14:30	7:45	15:00	7:45	14:30	7:45	15:00	7:45	14:30
Peak Volume	49	26	52	33	54	22	58	30	45	29	51	25
P.H.F	0.4900	0.7222	0.5000	0.8250	0.4355	0.6875	0.4394	0.6818	0.4500	0.5179	0.4554	0.6250

AECOM

7:00-8:00 AM	19	12	21	18	21	11	18	15	19	10	20	13
7:15-8:15 AM	43	13	47	18	51	17	50	23	42	12	47	17
7:30-8:30 AM	47	9	50	16	53	15	54	17	44	12	50	14
7:45-8:45 AM	49	8	52	16	54	15	58	14	45	13	52	13
8:00-9:00 AM	35	6	38	11	42	15	45	15	31	13	38	12

4:00-5:00 PM	19	12	21	18	21	11	18	15	19	10	20	13
4:15-5:15 PM	43	13	47	18	51	17	50	23	42	12	47	17
4:30-5:30 PM	47	9	50	16	53	15	54	17	44	12	50	14
4:45-5:45 PM	49	8	52	16	54	15	58	14	45	13	52	13
5:00-6:00 PM	35	6	38	11	42	15	45	15	31	13	38	12

Client: AECOM SJ
 File Number: 12 -OLMSTED RD NB-OUT
 Route: OLMSTED RD
 Location: N. of ESCONDIDO RD

Site Ref: 12
 Direction: NB-OUT

Count Date	10/4/2021		10/5/2021		10/6/2021		10/7/2021		10/8/2021		Average	
Count Time	AM	PM	AM	PM	AM	PM	AM	PM	AM	PM	AM	PM
00:00	0	6	0	5	1	4	0	3	0	2	0	4
00:15	0	6	0	1	0	3	0	3	0	2	0	3
00:30	0	0	0	0	0	2	0	1	0	0	0	1
00:45	1	1	0	2	0	4	0	2	0	3	0	2
01:00	0	1	0	1	0	1	0	1	0	2	0	1
01:15	0	3	0	0	0	2	0	0	0	2	0	1
01:30	0	1	0	0	0	9	0	1	0	2	0	3
01:45	0	1	0	2	0	4	0	2	0	2	0	2
02:00	0	1	0	3	0	1	0	1	0	2	0	2
02:15	0	3	0	1	0	2	0	2	0	4	0	2
02:30	0	5	0	3	0	0	0	11	0	2	0	4
02:45	0	7	0	8	0	2	0	6	0	9	0	6
03:00	0	4	0	2	0	2	0	3	0	3	0	3
03:15	0	2	0	4	0	1	0	7	0	5	0	4
03:30	0	3	0	5	0	0	0	5	0	4	0	3
03:45	0	4	0	4	0	5	0	4	0	3	0	4
04:00	0	4	0	2	0	3	0	1	0	3	0	3
04:15	0	2	0	2	0	6	0	4	0	6	0	4
04:30	0	7	0	6	0	2	0	3	0	3	0	4
04:45	0	12	0	6	0	7	0	4	0	5	0	7
05:00	0	5	0	8	0	5	0	7	0	4	0	6
05:15	1	1	0	6	0	6	0	6	0	3	0	4
05:30	0	6	0	1	0	4	0	1	0	2	0	3
05:45	0	6	1	2	1	1	1	3	1	3	1	3
06:00	5	2	4	2	2	3	4	3	6	1	4	2
06:15	2	3	9	3	8	2	5	1	3	3	5	2
06:30	4	2	3	2	4	2	8	0	6	0	5	1
06:45	2	0	3	2	1	2	1	2	1	2	2	2
07:00	0	4	0	0	0	0	2	0	1	0	1	1
07:15	1	0	2	0	2	2	1	1	2	0	2	1
07:30	4	2	4	1	7	1	5	1	2	0	4	1
07:45	5	0	5	0	7	1	4	0	5	1	5	0
08:00	14	1	8	1	9	2	16	0	7	0	11	1
08:15	3	1	5	0	4	0	3	1	2	0	3	0
08:30	3	0	4	1	2	0	1	1	3	0	3	0
08:45	1	0	3	1	4	1	4	0	4	0	3	0
09:00	3	1	1	0	2	1	2	0	2	0	2	0
09:15	2	0	2	1	2	0	2	0	4	2	2	1
09:30	1	0	1	1	1	0	2	1	0	0	1	0
09:45	1	0	0	1	2	0	1	0	1	0	1	0
10:00	1	1	1	1	1	0	1	0	1	0	1	0
10:15	1	1	1	0	0	0	2	0	1	0	1	0
10:30	1	0	0	0	0	1	1	0	2	0	1	0
10:45	0	1	2	1	2	0	1	0	0	0	1	0
11:00	2	0	1	0	1	0	1	0	2	1	1	0
11:15	1	0	4	1	5	1	3	0	2	0	3	0
11:30	1	0	0	0	2	0	2	1	1	1	1	0
11:45	2	0	5	1	2	0	1	0	1	1	2	0
Totals	62	110	69	94	72	95	74	93	60	88	67	96
Day Total	172		163		167		167		148		163	
AM Pct	36.0%		42.3%		43.1%		44.3%		40.5%		41.2%	
Peak Hour	7:30	16:15	7:30	16:30	7:30	16:45	7:30	14:30	7:45	14:45	7:30	16:15
Peak Volume	26	26	22	26	27	22	28	27	17	21	23	21
P.H.F	0.4643	0.5417	0.6875	0.8125	0.7500	0.7857	0.4375	0.6136	0.6071	0.5833	0.5227	0.7500

AECOM

7:00-8:00 AM	10	25	11	16	16	18	12	12	10	17	12	18
7:15-8:15 AM	24	26	19	22	25	20	26	18	16	18	22	21
7:30-8:30 AM	26	25	22	26	27	20	28	20	16	15	24	21
7:45-8:45 AM	25	24	22	21	22	22	24	18	17	14	22	20
8:00-9:00 AM	21	18	20	17	19	16	24	17	16	12	20	16

4:00-5:00 PM	10	25	11	16	16	18	12	12	10	17	12	18
4:15-5:15 PM	24	26	19	22	25	20	26	18	16	18	22	21
4:30-5:30 PM	26	25	22	26	27	20	28	20	16	15	24	21
4:45-5:45 PM	25	24	22	21	22	22	24	18	17	14	22	20
5:00-6:00 PM	21	18	20	17	19	16	24	17	16	12	20	16

Client: AECOM SJ
 File Number: 13 -BOWDOIN ST WB-IN
 Route: BOWDOIN ST
 Location: W. of STANFORD AVE

Site Ref: 13
 Direction: WB-IN

Count Date	10/4/2021		10/5/2021		10/6/2021		10/7/2021		10/8/2021		Average	
Count Time	AM	PM	AM	PM	AM	PM	AM	PM	AM	PM	AM	PM
00:00	9	50	4	42	8	40	2	67	10	48	7	49
00:15	4	42	1	39	3	36	1	45	5	40	3	40
00:30	3	39	1	45	1	50	0	53	3	45	2	46
00:45	1	53	3	49	5	45	2	48	8	63	4	52
01:00	3	45	2	37	1	47	3	43	4	47	3	44
01:15	0	47	2	43	1	64	2	44	2	49	1	49
01:30	3	30	2	39	4	33	1	32	0	43	2	35
01:45	2	28	0	47	0	40	0	32	3	38	1	37
02:00	0	26	1	35	1	26	3	29	1	40	1	31
02:15	1	26	0	33	2	33	0	30	1	46	1	34
02:30	0	44	0	50	1	34	0	46	0	47	0	44
02:45	0	40	1	39	2	47	0	51	0	53	1	46
03:00	2	41	0	39	1	41	1	35	1	59	1	43
03:15	4	51	1	31	1	41	1	36	1	79	2	48
03:30	2	39	2	46	0	30	1	38	2	54	1	41
03:45	2	41	3	48	3	60	2	50	1	56	2	51
04:00	3	42	4	44	1	43	4	64	1	54	3	49
04:15	2	53	3	45	3	52	2	43	6	66	3	52
04:30	5	60	3	47	7	35	6	49	4	52	5	49
04:45	4	36	8	43	9	50	9	67	6	70	7	53
05:00	9	36	9	56	5	53	10	83	9	50	8	56
05:15	11	54	13	56	16	52	13	65	12	62	13	58
05:30	22	58	20	49	31	63	26	73	20	71	24	63
05:45	49	47	55	67	45	54	50	55	46	65	49	58
06:00	28	43	31	31	44	39	31	70	33	58	33	48
06:15	36	50	37	54	34	35	29	70	28	57	33	53
06:30	33	51	35	39	34	48	34	55	29	61	33	51
06:45	26	40	36	51	28	44	46	45	31	40	33	44
07:00	43	23	42	34	39	49	38	44	17	48	36	40
07:15	56	32	53	26	46	40	68	43	47	38	54	36
07:30	79	31	63	31	72	29	69	33	69	30	70	31
07:45	81	26	96	32	85	31	83	39	99	40	89	34
08:00	106	27	94	23	105	19	95	30	86	33	97	26
08:15	89	23	103	17	93	31	92	24	72	57	90	30
08:30	101	19	114	19	92	26	106	22	72	27	97	23
08:45	75	26	110	22	92	23	92	32	83	22	90	25
09:00	76	17	65	18	69	17	77	10	56	36	69	20
09:15	78	19	70	22	64	23	53	28	55	27	64	24
09:30	61	14	62	16	76	16	57	30	50	22	61	20
09:45	39	9	47	16	43	14	57	12	36	21	44	14
10:00	35	12	45	12	39	10	32	17	41	17	38	14
10:15	33	2	44	8	46	12	49	13	48	10	44	9
10:30	48	6	39	9	40	13	51	7	46	18	45	11
10:45	45	9	45	8	61	13	48	7	50	20	50	11
11:00	44	6	26	6	47	4	30	4	46	19	39	8
11:15	40	2	41	4	47	7	62	12	50	10	48	7
11:30	48	0	43	5	42	2	55	11	46	10	47	6
11:45	39	1	48	2	49	5	49	11	38	10	45	6
Totals	1480	1516	1527	1574	1538	1619	1542	1847	1374	2028	1492	1717
Day Total	2996		3101		3157		3389		3402		3209	
AM Pct	49.4%		49.2%		48.7%		45.5%		40.4%		46.5%	
Peak Hour	7:45	17:15	8:00	17:00	8:00	17:00	8:00	16:45	7:45	17:15	8:00	17:00
Peak Volume	377	202	421	228	382	222	385	288	329	256	374	235
P.H.F	0.8892	0.8707	0.9232	0.8507	0.9095	0.8810	0.9080	0.8675	0.8308	0.9014	0.9639	0.9325

AECOM

7:00-8:00 AM	259	191	254	179	242	180	258	223	232	242	249	203
7:15-8:15 AM	322	185	306	191	308	190	315	242	301	238	310	209
7:30-8:30 AM	355	186	356	202	355	190	339	264	326	234	346	215
7:45-8:45 AM	377	184	407	204	375	218	376	288	329	253	373	229
8:00-9:00 AM	371	195	421	228	382	222	385	276	313	248	374	234

4:00-5:00 PM	259	191	254	179	242	180	258	223	232	242	249	203
4:15-5:15 PM	322	185	306	191	308	190	315	242	301	238	310	209
4:30-5:30 PM	355	186	356	202	355	190	339	264	326	234	346	215
4:45-5:45 PM	377	184	407	204	375	218	376	288	329	253	373	229
5:00-6:00 PM	371	195	421	228	382	222	385	276	313	248	374	234

Client: AECOM SJ
 File Number: 13 -BOWDOIN ST EB-OUT
 Route: BOWDOIN ST
 Location: W. of STANFORD AVE

Site Ref: 13
 Direction: EB-OUT

Count Date	10/4/2021		10/5/2021		10/6/2021		10/7/2021		10/8/2021		Average	
Count Time	AM	PM	AM	PM	AM	PM	AM	PM	AM	PM	AM	PM
00:00	5	32	2	37	3	37	3	39	9	47	4	38
00:15	4	29	2	51	3	36	5	44	7	46	4	41
00:30	1	30	2	30	5	35	1	38	3	58	2	38
00:45	4	38	0	35	4	44	1	36	2	32	2	37
01:00	2	37	3	40	2	34	1	46	3	50	2	41
01:15	0	21	4	32	0	40	1	46	1	39	1	36
01:30	2	40	1	51	5	58	0	45	0	52	2	49
01:45	4	34	0	28	1	29	2	39	3	34	2	33
02:00	1	46	0	33	1	34	0	45	4	53	1	42
02:15	0	40	1	54	3	50	4	67	2	41	2	50
02:30	3	92	1	70	1	89	0	83	3	86	2	84
02:45	2	39	3	56	3	59	3	63	1	62	2	56
03:00	1	72	0	43	1	60	0	74	2	62	1	62
03:15	0	61	0	69	0	80	1	75	0	69	0	71
03:30	1	85	0	57	1	79	2	75	1	63	1	72
03:45	0	56	0	59	0	75	0	68	2	63	0	64
04:00	4	58	0	77	1	83	0	73	1	88	1	76
04:15	0	69	1	75	0	69	1	93	0	64	0	74
04:30	1	59	0	88	0	84	3	87	0	103	1	84
04:45	2	79	1	70	2	71	1	83	1	96	1	80
05:00	2	110	2	88	2	115	1	92	2	92	2	99
05:15	2	91	0	102	2	131	2	108	1	123	1	111
05:30	3	92	4	85	3	71	4	77	1	108	3	87
05:45	2	72	5	63	5	66	4	77	5	76	4	71
06:00	7	47	5	58	9	65	3	71	8	55	6	59
06:15	5	51	6	61	7	60	9	79	6	62	7	63
06:30	1	54	11	44	7	65	12	80	8	87	8	66
06:45	11	53	16	33	12	42	6	87	7	78	10	59
07:00	10	36	18	48	9	52	8	52	11	48	11	47
07:15	15	29	14	45	10	45	10	53	11	47	12	44
07:30	25	33	32	44	20	36	22	52	24	30	25	39
07:45	27	27	31	31	31	31	43	25	27	32	32	29
08:00	38	21	24	43	30	29	46	35	33	46	34	35
08:15	25	28	17	23	24	20	17	27	31	30	23	26
08:30	18	19	22	26	26	28	20	31	26	23	22	25
08:45	23	22	28	28	33	28	35	19	22	24	28	24
09:00	34	20	27	25	23	23	17	18	16	20	23	21
09:15	23	22	19	23	31	27	27	34	28	16	26	24
09:30	22	20	30	16	22	22	33	24	29	22	27	21
09:45	10	26	22	29	18	19	30	20	35	23	23	23
10:00	19	17	27	13	19	13	23	22	27	15	23	16
10:15	23	15	20	12	24	10	20	28	24	36	22	20
10:30	18	8	37	5	22	9	22	15	22	19	24	11
10:45	27	3	21	5	27	20	30	15	26	21	26	13
11:00	20	14	30	6	29	5	23	9	30	18	26	10
11:15	21	15	32	12	31	9	33	10	45	14	32	12
11:30	32	4	30	2	24	2	39	5	45	11	34	5
11:45	34	7	26	4	24	2	47	8	37	4	34	5
Totals	534	1973	577	2029	560	2191	615	2392	632	2388	584	2195
Day Total	2507		2606		2751		3007		3020		2778	
AM Pct	21.3%		22.1%		20.4%		20.5%		20.9%		21.0%	
Peak Hour	7:30	16:45	10:30	16:30	8:00	16:30	11:00	16:30	11:00	16:45	11:00	16:45
Peak Volume	115	372	120	348	113	401	142	370	157	419	126	377
P.H.F	0.7566	0.8455	0.8108	0.8529	0.8561	0.7653	0.7553	0.8565	0.8722	0.8516	0.9265	0.8491

AECOM

7:00-8:00 AM	77	265	95	310	70	307	83	336	73	351	80	314
7:15-8:15 AM	105	317	101	321	91	339	121	355	95	355	103	337
7:30-8:30 AM	115	339	104	348	105	401	128	370	115	414	113	374
7:45-8:45 AM	108	372	94	345	111	388	126	360	117	419	111	377
8:00-9:00 AM	104	365	91	338	113	383	118	354	112	399	108	368

4:00-5:00 PM	77	265	95	310	70	307	83	336	73	351	80	314
4:15-5:15 PM	105	317	101	321	91	339	121	355	95	355	103	337
4:30-5:30 PM	115	339	104	348	105	401	128	370	115	414	113	374
4:45-5:45 PM	108	372	94	345	111	388	126	360	117	419	111	377
5:00-6:00 PM	104	365	91	338	113	383	118	354	112	399	108	368

Client: AECOM SJ
 File Number: 14 -RAIMUNDO WAY WB-IN
 Route: RAIMUNDO WAY
 Location: W. of STANFORD AVE

Site Ref: 14
 Direction: WB-IN

Count Date	10/4/2021		10/5/2021		10/6/2021		10/7/2021		10/8/2021		Average	
Count Time	AM	PM	AM	PM	AM	PM	AM	PM	AM	PM	AM	PM
00:00	1	7	0	11	2	12	1	25	0	13	1	14
00:15	0	12	0	9	0	15	0	10	0	14	0	12
00:30	0	8	1	12	0	11	1	15	3	12	1	12
00:45	0	13	0	8	0	12	0	15	1	14	0	12
01:00	1	7	0	11	1	13	0	14	1	14	1	12
01:15	0	9	0	13	0	7	0	21	0	12	0	12
01:30	0	12	0	8	0	9	0	5	0	16	0	10
01:45	0	8	0	15	1	10	0	9	0	8	0	10
02:00	0	11	0	9	0	8	0	13	0	14	0	11
02:15	0	12	0	14	0	16	2	14	0	14	0	14
02:30	4	20	3	24	4	11	1	14	4	19	3	18
02:45	0	11	0	10	1	12	0	14	0	13	0	12
03:00	0	8	0	13	0	11	0	16	1	14	0	12
03:15	1	15	0	13	0	13	0	21	0	17	0	16
03:30	0	10	0	21	0	15	0	20	0	13	0	16
03:45	0	24	0	16	0	14	0	20	0	21	0	19
04:00	0	7	1	23	0	20	0	10	0	20	0	16
04:15	0	12	0	9	0	11	0	24	0	15	0	14
04:30	0	16	0	21	0	16	0	11	0	13	0	15
04:45	1	21	1	15	0	11	0	9	0	19	0	15
05:00	0	19	1	23	0	15	0	26	0	16	0	20
05:15	0	9	0	21	0	23	0	14	0	15	0	16
05:30	0	20	1	12	1	14	0	12	0	19	0	15
05:45	1	17	0	16	0	14	0	18	0	16	0	16
06:00	0	9	0	16	0	8	0	15	0	11	0	12
06:15	0	14	1	10	0	16	0	7	0	6	0	11
06:30	1	16	2	11	1	11	3	13	2	10	2	12
06:45	1	6	5	3	3	9	3	12	7	11	4	8
07:00	1	5	2	12	6	9	2	6	6	11	3	9
07:15	6	8	5	7	3	9	3	8	4	5	4	7
07:30	19	8	15	5	21	7	8	6	11	6	15	6
07:45	28	7	28	1	24	5	24	5	26	3	26	4
08:00	18	4	21	5	13	7	16	4	24	3	18	5
08:15	12	1	16	4	12	3	10	4	11	6	12	4
08:30	11	3	17	3	12	1	16	3	14	2	14	2
08:45	16	3	15	5	19	3	11	5	10	2	14	4
09:00	14	1	10	4	8	4	11	5	6	4	10	4
09:15	11	0	11	1	11	1	7	2	9	0	10	1
09:30	8	2	9	3	10	3	15	4	14	2	11	3
09:45	15	2	13	4	11	3	10	0	10	0	12	2
10:00	9	1	12	4	16	2	10	2	10	3	11	2
10:15	11	4	8	4	17	0	18	4	8	3	12	3
10:30	14	1	12	0	10	1	6	2	18	5	12	2
10:45	14	0	7	1	6	2	20	2	15	0	12	1
11:00	15	1	14	2	8	3	9	0	9	2	11	2
11:15	15	1	11	0	10	1	9	2	14	5	12	2
11:30	15	1	4	0	18	1	13	0	10	4	12	1
11:45	10	0	8	0	13	0	20	1	16	6	13	1
Totals	273	406	254	452	262	422	249	482	264	471	260	447
Day Total	679		706		684		731		735		707	
AM Pct	40.2%		36.0%		38.3%		34.1%		35.9%		36.8%	
Peak Hour	7:30	16:45	7:45	16:30	7:30	17:00	7:45	15:00	7:45	15:15	7:30	15:15
Peak Volume	77	69	82	80	70	66	66	77	75	71	71	67
P.H.F	0.6875	0.8214	0.7321	0.8696	0.7292	0.7174	0.6875	0.9167	0.7212	0.8452	0.6827	0.8816

AECOM

7:00-8:00 AM	54	56	50	68	54	58	37	54	47	67	48	61
7:15-8:15 AM	71	68	69	68	61	53	51	70	65	63	63	64
7:30-8:30 AM	77	65	80	80	70	65	58	60	72	63	71	67
7:45-8:45 AM	69	69	82	71	61	63	66	61	75	69	71	67
8:00-9:00 AM	57	65	69	72	56	66	53	70	59	66	59	68

4:00-5:00 PM	54	56	50	68	54	58	37	54	47	67	48	61
4:15-5:15 PM	71	68	69	68	61	53	51	70	65	63	63	64
4:30-5:30 PM	77	65	80	80	70	65	58	60	72	63	71	67
4:45-5:45 PM	69	69	82	71	61	63	66	61	75	69	71	67
5:00-6:00 PM	57	65	69	72	56	66	53	70	59	66	59	68

Client: AECOM SJ
 File Number: 14 -RAIMUNDO WAY EB-OUT
 Route: RAIMUNDO WAY
 Location: W. of STANFORD AVE

Site Ref: 14
 Direction: EB-OUT

Count Date	10/4/2021		10/5/2021		10/6/2021		10/7/2021		10/8/2021		Average	
Count Time	AM	PM	AM	PM	AM	PM	AM	PM	AM	PM	AM	PM
00:00	1	13	0	9	2	13	1	7	1	8	1	10
00:15	1	11	1	11	0	16	1	14	0	17	1	14
00:30	0	12	0	10	0	18	0	8	1	9	0	11
00:45	1	7	0	12	0	13	0	9	1	7	0	10
01:00	0	7	0	16	0	8	0	11	1	8	0	10
01:15	0	14	0	12	0	15	1	17	0	12	0	14
01:30	0	6	0	7	0	7	0	11	0	6	0	7
01:45	0	9	0	8	0	6	0	10	0	7	0	8
02:00	0	5	0	7	0	6	0	10	0	10	0	8
02:15	0	9	0	6	0	17	0	10	1	12	0	11
02:30	1	11	0	16	0	11	0	18	0	9	0	13
02:45	0	11	0	10	0	13	0	13	0	8	0	11
03:00	0	14	0	11	0	7	0	10	0	14	0	11
03:15	0	5	0	10	0	4	0	8	0	5	0	6
03:30	1	7	0	13	0	16	0	17	0	15	0	14
03:45	0	13	0	12	0	15	0	16	0	19	0	15
04:00	0	15	0	11	0	9	0	13	0	8	0	11
04:15	0	13	0	11	0	10	0	14	0	12	0	12
04:30	0	8	0	17	0	6	0	16	0	13	0	12
04:45	1	9	0	14	0	16	0	12	0	15	0	13
05:00	1	5	0	11	0	11	0	14	0	14	0	11
05:15	0	8	2	8	0	12	0	10	0	10	0	10
05:30	0	15	0	7	0	20	0	7	0	11	0	12
05:45	0	14	2	14	1	15	0	12	0	4	1	12
06:00	0	15	0	13	0	11	1	15	1	8	0	12
06:15	1	7	0	12	1	9	0	4	1	9	1	8
06:30	4	8	6	9	8	6	4	6	3	8	5	7
06:45	3	14	2	11	3	2	5	11	3	12	3	10
07:00	2	5	3	10	3	4	1	5	6	11	3	7
07:15	8	3	6	6	9	7	9	10	5	9	7	7
07:30	9	7	14	5	14	13	6	5	8	9	10	8
07:45	18	5	16	9	16	6	21	3	17	3	18	5
08:00	21	4	19	9	24	3	14	9	20	6	20	6
08:15	17	4	15	6	11	6	16	3	19	2	16	4
08:30	19	5	19	2	14	8	15	3	20	4	17	4
08:45	18	7	12	3	11	2	21	8	15	3	15	5
09:00	10	5	9	4	14	3	12	8	14	6	12	5
09:15	16	1	11	2	17	1	14	2	9	1	13	1
09:30	7	0	13	1	14	1	12	4	6	3	10	2
09:45	8	5	13	2	18	1	15	1	11	3	13	2
10:00	7	2	16	0	9	1	12	3	13	2	11	2
10:15	10	0	11	4	11	3	7	0	11	4	10	2
10:30	10	0	13	1	11	2	10	1	4	3	10	1
10:45	7	0	9	0	14	2	9	2	14	2	11	1
11:00	10	2	8	2	8	0	8	1	13	2	9	1
11:15	11	0	11	1	14	2	8	0	14	0	12	1
11:30	12	1	7	0	9	1	11	1	12	3	10	1
11:45	15	1	8	0	9	0	9	2	8	2	10	1
Totals	250	342	246	375	265	378	243	394	252	368	251	371
Day Total	592		621		643		637		620		623	
AM Pct	42.2%		39.6%		41.2%		38.1%		40.6%		40.3%	
Peak Hour	7:45	17:15	7:45	16:00	7:30	12:00	7:45	15:30	7:45	15:30	7:45	15:30
Peak Volume	75	52	69	53	65	60	66	60	76	54	71	52
P.H.F	0.8929	0.8667	0.9079	0.7794	0.6771	0.8333	0.7857	0.8824	0.9500	0.7105	0.8875	0.8667

AECOM

7:00-8:00 AM	37	45	39	53	42	41	37	55	36	48	38	48
7:15-8:15 AM	56	35	55	53	63	43	50	56	50	54	55	48
7:30-8:30 AM	65	30	64	50	65	45	57	52	64	52	63	46
7:45-8:45 AM	75	37	69	40	65	59	66	43	76	50	70	46
8:00-9:00 AM	75	42	65	40	60	58	66	43	74	39	68	44

4:00-5:00 PM	37	45	39	53	42	41	37	55	36	48	38	48
4:15-5:15 PM	56	35	55	53	63	43	50	56	50	54	55	48
4:30-5:30 PM	65	30	64	50	65	45	57	52	64	52	63	46
4:45-5:45 PM	75	37	69	40	65	59	66	43	76	50	70	46
5:00-6:00 PM	75	42	65	40	60	58	66	43	74	39	68	44

Client: AECOM SJ
 File Number: 15 -SANTA MARIA AVE NB-IN
 Route: SANTA MARIA AVE
 Location: N. of JUNIPERO SERRA BLVD

Site Ref: 15
 Direction: NB-IN

Count Date	10/4/2021		10/5/2021		10/6/2021		10/7/2021		10/8/2021		Average	
Count Time	AM	PM	AM	PM	AM	PM	AM	PM	AM	PM	AM	PM
00:00	0	3	0	2	0	1	0	2	0	1	0	2
00:15	0	1	0	1	0	3	0	3	0	3	0	2
00:30	0	2	0	0	0	0	0	2	0	1	0	1
00:45	0	1	0	2	0	5	0	0	0	3	0	2
01:00	0	4	1	3	0	3	0	2	0	2	0	3
01:15	0	3	1	1	0	0	0	0	1	5	0	2
01:30	0	1	0	3	0	6	0	8	1	3	0	4
01:45	0	4	0	2	0	1	0	2	0	4	0	3
02:00	0	1	0	3	0	2	0	4	0	3	0	3
02:15	0	4	0	2	0	2	0	3	0	2	0	3
02:30	0	1	0	1	0	2	0	1	0	1	0	1
02:45	0	3	0	1	0	1	0	1	0	0	0	1
03:00	0	7	0	1	0	2	0	2	0	2	0	3
03:15	0	0	0	3	0	4	0	2	0	3	0	2
03:30	0	2	0	0	0	1	0	2	0	1	0	1
03:45	0	1	0	1	0	3	0	2	0	2	0	2
04:00	0	1	0	2	0	6	0	0	0	1	0	2
04:15	0	3	0	3	0	2	0	1	0	3	0	2
04:30	0	1	0	1	0	0	0	2	0	3	0	1
04:45	0	1	0	0	0	0	0	1	0	3	0	1
05:00	0	3	0	1	0	6	0	1	0	3	0	3
05:15	0	2	0	0	0	7	0	4	0	1	0	3
05:30	0	3	0	2	0	1	0	3	0	2	0	2
05:45	0	4	0	0	0	3	1	0	0	3	0	2
06:00	0	1	1	0	0	0	0	7	0	4	0	2
06:15	0	1	0	5	0	1	0	0	0	1	0	2
06:30	0	4	0	0	0	1	0	3	0	3	0	2
06:45	3	0	2	2	2	3	1	3	2	1	2	2
07:00	1	0	4	1	3	2	5	2	3	2	3	1
07:15	3	3	5	1	3	1	3	1	3	0	3	1
07:30	1	1	3	3	2	0	5	0	4	4	3	2
07:45	3	0	7	0	3	1	7	1	4	1	5	1
08:00	6	0	4	0	6	1	2	2	2	0	4	1
08:15	7	1	2	0	5	1	4	0	5	1	5	1
08:30	4	1	1	0	1	0	6	3	3	0	3	1
08:45	5	1	3	0	3	1	7	1	3	1	4	1
09:00	2	0	0	1	0	0	2	1	3	0	1	0
09:15	1	1	4	2	2	0	2	0	5	1	3	1
09:30	3	2	2	2	3	1	8	0	3	0	4	1
09:45	1	0	2	1	7	0	7	0	6	0	5	0
10:00	4	1	2	0	5	1	6	1	4	0	4	1
10:15	3	0	2	1	2	1	4	1	3	0	3	1
10:30	3	0	4	1	1	0	2	0	9	1	4	0
10:45	1	0	3	1	4	0	3	0	2	0	3	0
11:00	0	0	1	0	2	0	2	0	2	0	1	0
11:15	1	0	5	0	1	0	2	1	2	1	2	0
11:30	4	0	2	1	1	0	1	0	3	2	2	1
11:45	0	0	2	0	1	0	1	0	3	0	1	0
Totals	56	73	63	57	57	76	81	75	76	78	67	72
Day Total	129		120		133		156		154		138	
AM Pct	43.4%		52.5%		42.9%		51.9%		49.4%		48.1%	
Peak Hour	8:00	14:15	7:00	13:30	9:15	17:00	9:30	13:30	9:45	13:15	7:30	13:30
Peak Volume	22	15	19	10	17	17	25	17	22	15	17	13
P.H.F	0.7857	0.5357	0.6786	0.8333	0.6071	0.6071	0.7813	0.5313	0.6111	0.7500	0.8500	0.8125

AECOM

7:00-8:00 AM	8	6	19	6	11	8	20	4	14	10	14	7
7:15-8:15 AM	13	8	19	5	14	8	17	5	13	12	15	8
7:30-8:30 AM	17	7	16	2	16	13	18	8	15	10	16	8
7:45-8:45 AM	20	9	14	3	15	14	19	9	14	9	16	9
8:00-9:00 AM	22	12	10	3	15	17	19	8	13	9	16	10

4:00-5:00 PM	8	6	19	6	11	8	20	4	14	10	14	7
4:15-5:15 PM	13	8	19	5	14	8	17	5	13	12	15	8
4:30-5:30 PM	17	7	16	2	16	13	18	8	15	10	16	8
4:45-5:45 PM	20	9	14	3	15	14	19	9	14	9	16	9
5:00-6:00 PM	22	12	10	3	15	17	19	8	13	9	16	10

Client: AECOM SJ
 File Number: 15 -SANTA MARIA AVE SB-OUT
 Route: SANTA MARIA AVE
 Location: N. of JUNIPERO SERRA BLVD

Site Ref: 15
 Direction: SB-OUT

Count Date	10/4/2021		10/5/2021		10/6/2021		10/7/2021		10/8/2021		Average	
Count Time	AM	PM	AM	PM	AM	PM	AM	PM	AM	PM	AM	PM
00:00	0	2	0	2	0	6	0	3	0	2	0	3
00:15	0	1	0	2	0	0	0	0	0	2	0	1
00:30	0	1	0	0	0	4	0	1	0	5	0	2
00:45	0	2	0	0	0	5	0	1	0	2	0	2
01:00	0	1	0	1	0	2	0	3	0	4	0	2
01:15	0	1	0	2	0	2	0	2	0	1	0	2
01:30	0	2	0	1	0	3	0	3	0	3	0	2
01:45	0	2	0	0	0	3	0	3	0	1	0	2
02:00	0	3	0	2	0	5	0	1	0	1	0	2
02:15	0	0	0	5	0	4	0	0	0	0	0	2
02:30	0	3	0	2	0	1	0	0	0	0	0	1
02:45	0	0	0	1	0	1	0	0	0	1	0	1
03:00	0	3	0	0	0	0	0	1	0	6	0	2
03:15	0	4	0	1	0	3	0	3	0	2	0	3
03:30	0	0	0	2	0	3	0	1	0	1	0	1
03:45	0	4	0	2	0	4	0	10	0	5	0	5
04:00	0	2	0	2	0	3	0	3	0	2	0	2
04:15	0	0	0	3	0	2	0	0	0	1	0	1
04:30	0	0	0	1	0	0	0	1	0	2	0	1
04:45	0	0	0	3	0	1	0	1	0	1	0	1
05:00	0	4	0	2	0	1	0	5	1	1	0	3
05:15	0	0	0	1	0	4	0	3	0	0	0	2
05:30	0	0	0	2	0	3	0	5	0	4	0	3
05:45	0	0	0	2	0	0	0	0	0	0	0	0
06:00	0	0	0	1	0	1	2	5	0	0	0	1
06:15	0	2	0	1	0	0	0	1	0	1	0	1
06:30	0	1	0	1	0	1	0	14	0	2	0	4
06:45	0	0	0	2	1	0	1	1	0	0	0	1
07:00	1	2	2	1	0	0	1	0	1	1	1	1
07:15	0	2	1	0	0	4	0	0	1	1	0	1
07:30	1	1	1	0	2	1	4	2	1	1	2	1
07:45	2	0	3	0	0	0	3	1	0	2	2	1
08:00	1	0	1	0	2	3	1	0	0	1	1	1
08:15	3	0	1	0	0	1	4	0	1	0	2	0
08:30	1	1	0	0	1	0	1	0	1	2	1	1
08:45	2	0	0	0	1	0	0	1	0	0	1	0
09:00	1	0	2	0	0	0	1	0	1	1	1	0
09:15	2	0	0	0	2	0	1	1	4	0	2	0
09:30	1	0	1	1	1	1	2	1	1	0	1	1
09:45	0	0	1	0	0	0	0	0	2	1	1	0
10:00	0	0	1	0	3	0	0	0	1	0	1	0
10:15	1	0	0	0	4	0	3	0	2	1	2	0
10:30	1	0	0	0	1	0	1	1	1	0	1	0
10:45	0	0	1	0	2	0	1	1	0	0	1	0
11:00	3	0	1	0	0	0	4	0	1	0	2	0
11:15	0	0	2	0	1	0	3	0	1	1	1	0
11:30	1	0	0	0	2	0	3	0	3	0	2	0
11:45	1	0	1	0	0	0	4	0	0	0	1	0
Totals	22	44	19	46	23	72	40	79	23	62	25	61
Day Total	66		65		95		119		85		86	
AM Pct	33.3%		29.2%		24.2%		33.6%		27.1%		29.5%	
Peak Hour	7:30	15:00	7:00	14:00	10:00	12:00	11:00	18:00	9:00	15:00	7:30	15:00
Peak Volume	7	11	7	10	10	15	14	21	8	14	7	11
P.H.F	0.5833	0.6875	0.5833	0.5000	0.6250	0.6250	0.8750	0.3750	0.5000	0.5833	0.8750	0.5500

AECOM

7:00-8:00 AM	4	2	7	9	2	6	8	5	3	6	5	6
7:15-8:15 AM	4	4	6	9	4	4	8	7	2	5	5	6
7:30-8:30 AM	7	4	6	7	4	6	12	10	2	4	6	6
7:45-8:45 AM	7	4	5	8	3	9	9	14	2	6	5	8
8:00-9:00 AM	7	4	2	7	4	8	6	13	2	5	4	7

4:00-5:00 PM	4	2	7	9	2	6	8	5	3	6	5	6
4:15-5:15 PM	4	4	6	9	4	4	8	7	2	5	5	6
4:30-5:30 PM	7	4	6	7	4	6	12	10	2	4	6	6
4:45-5:45 PM	7	4	5	8	3	9	9	14	2	6	5	8
5:00-6:00 PM	7	4	2	7	4	8	6	13	2	5	4	7

Client: AECOM SJ
 File Number: 16 -CAMPUS DR EAST EB-IN
 Route: CAMPUS DR EAST
 Location: E. of JUNIPERO SERRA BLVD

Site Ref: 16
 Direction: EB-IN

Count Date	10/4/2021		10/5/2021		10/6/2021		10/7/2021		10/8/2021		Average	
Count Time	AM	PM	AM	PM	AM	PM	AM	PM	AM	PM	AM	PM
00:00	3	22	2	21	8	38	5	29	3	35	4	29
00:15	3	23	0	22	3	40	3	34	7	29	3	30
00:30	4	35	1	24	5	29	5	48	4	43	4	36
00:45	5	34	4	37	2	31	3	29	3	39	3	34
01:00	0	29	1	35	1	40	1	49	7	50	2	41
01:15	2	29	2	25	1	36	1	30	3	34	2	31
01:30	2	27	1	28	0	29	1	25	0	32	1	28
01:45	3	13	0	31	1	28	2	30	1	36	1	28
02:00	0	18	0	27	0	24	0	32	3	28	1	26
02:15	0	28	1	21	0	26	3	33	1	34	1	28
02:30	0	19	0	25	0	35	0	37	1	31	0	29
02:45	2	27	2	37	0	37	1	36	1	36	1	35
03:00	1	32	0	28	0	22	0	36	0	43	0	32
03:15	0	24	0	31	0	25	0	32	0	29	0	28
03:30	3	33	0	29	0	39	1	37	0	46	1	37
03:45	1	30	2	41	0	34	1	32	0	44	1	36
04:00	0	35	0	48	2	46	0	43	1	29	1	40
04:15	2	25	0	34	0	34	1	34	0	40	1	33
04:30	3	32	2	29	2	34	0	30	1	38	2	33
04:45	1	46	0	38	0	57	2	38	4	48	1	45
05:00	0	26	2	34	1	38	1	32	0	48	1	36
05:15	1	32	3	36	1	32	4	41	4	40	3	36
05:30	16	27	7	30	7	39	8	31	5	52	9	36
05:45	14	34	15	28	17	46	11	42	12	49	14	40
06:00	10	39	6	47	4	41	7	39	9	61	7	45
06:15	14	17	14	49	18	42	18	47	12	53	15	42
06:30	16	32	23	30	20	29	24	43	15	44	20	36
06:45	19	23	19	39	16	36	17	28	15	30	17	31
07:00	15	19	14	23	18	21	11	32	14	28	14	25
07:15	20	19	34	20	22	26	13	29	20	30	22	25
07:30	28	23	45	24	32	28	30	30	38	26	35	26
07:45	63	21	49	19	53	21	54	19	42	23	52	21
08:00	59	16	65	19	51	16	50	18	40	27	53	19
08:15	62	12	52	25	71	15	61	16	56	20	60	18
08:30	76	16	74	27	90	16	64	17	70	28	75	21
08:45	67	11	76	19	83	15	58	19	65	25	70	18
09:00	58	16	62	10	53	14	55	20	67	32	59	18
09:15	45	8	68	14	58	16	40	15	50	13	52	13
09:30	42	12	57	16	43	14	60	12	42	19	49	15
09:45	41	13	41	20	53	11	38	12	43	21	43	15
10:00	26	8	36	10	33	11	38	8	33	16	33	11
10:15	28	13	35	14	32	13	43	12	18	15	31	13
10:30	26	8	37	7	31	4	28	9	25	13	29	8
10:45	30	5	32	8	35	10	38	12	36	15	34	10
11:00	29	5	38	8	28	9	27	8	39	14	32	9
11:15	31	8	44	3	38	6	42	7	41	7	39	6
11:30	30	3	21	2	19	7	24	5	45	4	28	4
11:45	28	2	39	1	36	3	41	5	34	14	36	5
Totals	929	1029	1026	1193	988	1263	935	1302	930	1511	962	1260
Day Total	1958		2219		2251		2237		2441		2221	
AM Pct	47.4%		46.2%		43.9%		41.8%		38.1%		43.3%	
Peak Hour	8:00	16:00	8:30	18:00	8:15	16:00	8:15	17:45	8:15	17:30	8:15	17:30
Peak Volume	264	138	280	165	297	171	238	171	258	215	264	163
P.H.F	0.8684	0.7500	0.9211	0.8418	0.8250	0.7500	0.9297	0.9096	0.9214	0.8811	0.8800	0.9056

AECOM

7:00-8:00 AM	126	138	142	149	125	171	108	145	114	155	123	152
7:15-8:15 AM	170	129	193	135	158	163	147	134	140	174	162	147
7:30-8:30 AM	212	136	211	137	207	161	195	141	176	174	200	150
7:45-8:45 AM	260	131	240	138	265	166	229	142	208	188	240	153
8:00-9:00 AM	264	119	267	128	295	155	233	146	231	189	258	147

4:00-5:00 PM	126	138	142	149	125	171	108	145	114	155	123	152
4:15-5:15 PM	170	129	193	135	158	163	147	134	140	174	162	147
4:30-5:30 PM	212	136	211	137	207	161	195	141	176	174	200	150
4:45-5:45 PM	260	131	240	138	265	166	229	142	208	188	240	153
5:00-6:00 PM	264	119	267	128	295	155	233	146	231	189	258	147

Client: AECOM SJ
 File Number: 16 -CAMPUS DR EAST WB-OUT
 Route: CAMPUS DR EAST
 Location: E. of JUNIPERO SERRA BLVD

Site Ref: 16
 Direction: WB-OUT

Count Date	10/4/2021		10/5/2021		10/6/2021		10/7/2021		10/8/2021		Average	
Count Time	AM	PM	AM	PM	AM	PM	AM	PM	AM	PM	AM	PM
00:00	4	28	5	38	3	29	5	25	11	44	6	33
00:15	4	22	2	27	4	29	6	52	2	33	4	33
00:30	8	20	1	27	8	32	3	43	4	35	5	31
00:45	0	27	1	39	3	22	3	33	6	43	3	33
01:00	4	40	1	33	3	38	1	36	6	55	3	40
01:15	0	35	0	42	1	59	8	36	3	50	2	44
01:30	3	39	2	38	4	36	1	48	2	53	2	43
01:45	3	28	1	30	0	35	3	37	3	44	2	35
02:00	0	48	1	36	0	32	2	38	3	52	1	41
02:15	0	36	0	28	2	40	2	47	2	50	1	40
02:30	1	59	5	46	0	74	1	55	2	59	2	59
02:45	0	35	0	42	0	57	0	53	3	55	1	48
03:00	0	54	0	49	0	58	1	58	0	49	0	54
03:15	0	47	1	53	0	54	0	64	0	82	0	60
03:30	0	31	0	51	0	58	0	55	0	60	0	51
03:45	0	48	1	37	0	55	2	44	0	56	1	48
04:00	0	53	0	67	0	57	2	61	0	54	0	58
04:15	0	52	3	64	0	54	0	66	1	62	1	60
04:30	0	57	2	64	2	54	0	64	0	57	1	59
04:45	1	55	0	59	1	71	1	56	4	64	1	61
05:00	2	69	0	76	1	95	2	69	3	88	2	79
05:15	0	63	1	71	0	87	4	72	1	91	1	77
05:30	5	58	2	54	2	61	4	51	2	81	3	61
05:45	12	34	11	48	4	60	11	51	7	65	9	52
06:00	8	52	3	43	5	46	1	51	4	55	4	49
06:15	15	46	5	55	8	42	7	74	8	57	9	55
06:30	13	51	13	38	14	62	8	82	8	62	11	59
06:45	11	44	14	50	15	47	14	58	9	52	13	50
07:00	12	24	12	43	9	43	11	34	8	56	10	40
07:15	29	33	27	53	16	48	14	44	18	46	21	45
07:30	15	27	20	38	16	34	16	36	17	46	17	36
07:45	35	27	22	22	33	32	25	34	30	21	29	27
08:00	29	39	40	38	25	33	31	44	28	25	31	36
08:15	22	20	33	26	25	28	24	34	26	23	26	26
08:30	31	11	34	21	41	33	31	35	43	36	36	27
08:45	32	16	38	26	43	19	43	23	47	24	41	22
09:00	38	15	35	25	31	19	27	19	38	26	34	21
09:15	31	17	29	21	31	14	17	26	33	22	28	20
09:30	26	7	27	25	29	24	42	18	46	26	34	20
09:45	32	16	32	16	22	19	29	19	33	30	30	20
10:00	20	17	31	13	24	16	29	22	37	17	28	17
10:15	26	23	33	19	23	13	20	24	40	25	28	21
10:30	18	7	27	4	35	13	23	19	24	15	25	12
10:45	31	7	31	12	29	14	41	13	35	23	33	14
11:00	23	8	18	5	24	12	23	11	31	19	24	11
11:15	28	4	33	6	37	5	23	12	33	15	31	8
11:30	30	1	37	5	38	3	39	7	28	13	34	6
11:45	25	2	33	2	33	4	30	5	33	15	31	6
Totals	627	1552	667	1725	644	1870	630	1958	722	2131	658	1847
Day Total	2179		2392		2514		2588		2853		2505	
AM Pct	28.8%		27.9%		25.6%		24.3%		25.3%		26.3%	
Peak Hour	8:30	16:45	8:00	16:30	8:30	16:45	8:00	18:00	8:45	17:00	8:30	16:45
Peak Volume	132	245	145	270	146	314	129	265	164	325	139	278
P.H.F	0.8684	0.8877	0.9063	0.8882	0.8488	0.8263	0.7500	0.8079	0.8723	0.8929	0.8476	0.8797

AECOM												
7:00-8:00 AM	91	217	81	254	74	236	66	247	73	237	77	238
7:15-8:15 AM	108	233	109	263	90	274	86	255	93	271	97	259
7:30-8:30 AM	101	244	115	270	99	307	96	261	101	300	102	276
7:45-8:45 AM	117	245	129	260	124	314	111	248	127	324	122	278
8:00-9:00 AM	114	224	145	249	134	303	129	243	144	325	133	269

4:00-5:00 PM	91	217	81	254	74	236	66	247	73	237	77	238
4:15-5:15 PM	108	233	109	263	90	274	86	255	93	271	97	259
4:30-5:30 PM	101	244	115	270	99	307	96	261	101	300	102	276
4:45-5:45 PM	117	245	129	260	124	314	111	248	127	324	122	278
5:00-6:00 PM	114	224	145	249	134	303	129	243	144	325	133	269

Client: AECOM SJ
 File Number: 1 -CAMPUS DR WEST NB-IN
 Route: CAMPUS DR WEST
 Location: N. of JUNIPERO SERRA BLVD

Site Ref: 1
 Direction: NB-IN

Count Date	10/11/2021		10/12/2021		10/13/2021		10/14/2021		10/15/2021		Average	
Count Time	AM	PM	AM	PM	AM	PM	AM	PM	AM	PM	AM	PM
00:00	3	44	2	85	4	98	3	52	8	67	4	69
00:15	4	59	2	82	0	102	5	67	6	67	3	75
00:30	1	76	2	71	2	97	2	86	5	51	2	76
00:45	3	58	3	96	0	111	7	76	1	58	3	80
01:00	2	56	0	86	3	106	2	72	5	59	2	76
01:15	0	54	0	73	0	92	2	66	1	74	1	72
01:30	1	53	0	66	1	101	3	86	0	58	1	73
01:45	0	41	1	66	1	71	2	42	3	51	1	54
02:00	5	49	3	72	0	76	5	58	6	66	4	64
02:15	0	57	1	67	4	55	7	62	3	68	3	62
02:30	2	56	3	80	2	105	0	69	2	76	2	77
02:45	0	70	0	75	1	94	1	67	2	62	1	74
03:00	2	41	0	61	4	62	0	40	1	53	1	51
03:15	3	39	1	59	4	74	4	48	1	63	3	57
03:30	4	50	2	64	4	90	4	59	4	66	4	66
03:45	3	57	6	83	5	83	4	61	6	44	5	66
04:00	2	51	4	84	2	71	5	51	6	63	4	64
04:15	4	63	3	66	4	85	6	60	6	39	5	63
04:30	6	56	8	77	12	84	7	52	13	67	9	67
04:45	7	55	9	81	10	58	10	60	15	57	10	62
05:00	14	52	14	71	17	72	19	62	11	69	15	65
05:15	19	51	34	85	29	66	20	53	21	58	25	63
05:30	41	47	49	64	49	55	56	62	36	80	46	62
05:45	73	58	79	71	86	73	72	64	80	48	78	63
06:00	56	48	60	57	65	77	61	60	48	80	58	64
06:15	92	30	108	69	80	60	97	55	90	78	93	58
06:30	80	45	85	43	91	50	77	44	68	58	80	48
06:45	73	33	91	46	88	43	99	39	81	46	86	41
07:00	74	35	72	35	71	40	76	39	61	37	71	37
07:15	87	27	111	28	116	41	90	36	78	36	96	34
07:30	90	15	85	13	90	26	98	17	81	35	89	21
07:45	122	21	115	24	122	17	125	28	102	37	117	25
08:00	150	22	140	34	183	15	145	27	128	31	149	26
08:15	118	16	193	22	214	21	143	16	133	21	160	19
08:30	137	8	142	15	211	24	182	24	138	28	162	20
08:45	133	9	171	12	226	9	167	18	130	21	165	14
09:00	99	18	189	11	276	10	144	17	115	19	165	15
09:15	87	8	201	11	201	19	113	17	116	16	144	14
09:30	93	17	163	14	204	10	99	11	92	25	130	15
09:45	120	12	164	10	175	10	119	9	112	30	138	14
10:00	97	11	132	11	125	16	82	12	71	13	101	13
10:15	64	12	103	21	83	11	83	22	91	13	85	16
10:30	74	4	83	9	115	7	82	10	64	20	84	10
10:45	69	2	71	8	141	3	71	6	95	14	89	7
11:00	80	5	76	6	123	8	73	6	77	5	86	6
11:15	80	4	83	6	123	11	69	14	74	11	86	9
11:30	57	3	74	3	120	7	68	11	73	8	78	6
11:45	59	3	82	3	123	3	69	8	54	6	77	5
Totals	2390	1701	3020	2296	3610	2519	2678	2021	2414	2152	2822	2138
Day Total	4091		5316		6129		4699		4566		4960	
AM Pct	58.4%		56.8%		58.9%		57.0%		52.9%		56.9%	
Peak Hour	8:00	12:15	8:45	12:15	8:15	12:15	8:00	12:15	8:00	17:30	8:15	12:15
Peak Volume	538	335	724	335	927	416	637	301	529	286	652	307
P.H.F	0.8967	0.8724	0.9005	0.8724	0.8397	0.9369	0.8750	0.8750	0.9583	0.8938	0.9879	0.9594

AECOM

7:00-8:00 AM	373	225	383	308	399	298	389	223	322	226	373	256
7:15-8:15 AM	449	226	451	295	511	299	458	234	389	232	452	257
7:30-8:30 AM	480	214	533	314	609	280	511	227	444	251	515	257
7:45-8:45 AM	527	205	590	301	730	251	595	237	501	264	589	252
8:00-9:00 AM	538	208	646	291	834	266	637	241	529	255	637	252

4:00-5:00 PM	373	225	383	308	399	298	389	223	322	226	373	256
4:15-5:15 PM	449	226	451	295	511	299	458	234	389	232	452	257
4:30-5:30 PM	480	214	533	314	609	280	511	227	444	251	515	257
4:45-5:45 PM	527	205	590	301	730	251	595	237	501	264	589	252
5:00-6:00 PM	538	208	646	291	834	266	637	241	529	255	637	252

Client: AECOM SJ
 File Number: 1 -CAMPUS DR WEST SB-OUT
 Route: CAMPUS DR WEST
 Location: N. of JUNIPERO SERRA BLVD

Site Ref: 1
 Direction: SB-OUT

Count Date	10/11/2021		10/12/2021		10/13/2021		10/14/2021		10/15/2021		Average	
Count Time	AM	PM	AM	PM	AM	PM	AM	PM	AM	PM	AM	PM
00:00	5	49	7	58	15	66	8	47	5	66	8	57
00:15	5	49	3	60	5	72	4	51	1	55	4	57
00:30	6	55	4	61	6	66	2	57	3	61	4	60
00:45	2	51	3	51	5	59	5	61	3	76	4	60
01:00	3	61	3	77	3	74	4	65	4	73	3	70
01:15	2	60	5	73	4	77	4	60	3	84	4	71
01:30	1	56	2	81	5	65	4	70	4	84	3	71
01:45	2	58	2	73	5	84	4	93	0	75	3	77
02:00	2	95	6	104	3	90	4	105	5	90	4	97
02:15	6	103	4	91	6	121	5	121	7	90	6	105
02:30	0	95	15	115	10	108	12	101	13	105	10	105
02:45	1	81	0	105	1	89	0	85	0	91	0	90
03:00	1	115	1	128	2	110	1	130	0	116	1	120
03:15	4	111	0	138	1	161	3	129	1	139	2	136
03:30	3	101	3	135	0	158	1	143	2	132	2	134
03:45	1	115	3	147	0	125	1	135	2	134	1	131
04:00	1	144	2	147	1	168	3	169	2	148	2	155
04:15	0	119	0	176	0	175	0	139	1	196	0	161
04:30	2	136	1	169	4	164	2	159	0	159	2	157
04:45	1	131	5	180	3	161	2	148	5	144	3	153
05:00	3	151	5	177	1	148	3	150	3	158	3	157
05:15	3	161	3	200	2	195	2	195	3	159	3	182
05:30	5	132	6	196	9	187	3	168	4	159	5	168
05:45	9	102	12	163	11	159	4	150	16	122	10	139
06:00	7	116	11	155	8	115	7	130	10	120	9	127
06:15	15	120	13	141	11	128	12	106	17	106	14	120
06:30	12	106	19	111	10	134	12	86	17	109	14	109
06:45	16	63	21	84	13	107	15	88	14	64	16	81
07:00	21	94	20	84	17	85	17	94	21	80	19	87
07:15	23	57	21	57	31	61	34	71	27	57	27	61
07:30	52	57	52	78	46	69	48	74	59	65	51	69
07:45	64	50	75	57	85	55	79	52	74	51	75	53
08:00	35	43	43	54	48	50	50	50	47	42	45	48
08:15	35	38	33	42	30	41	45	48	40	32	37	40
08:30	39	27	42	30	49	44	40	33	36	38	41	34
08:45	30	30	30	30	39	31	41	22	34	40	35	31
09:00	34	33	32	34	48	29	37	29	43	16	39	28
09:15	38	27	35	19	35	27	35	24	30	31	35	26
09:30	32	26	31	25	32	21	39	19	39	30	35	24
09:45	27	18	29	14	46	25	43	35	42	23	37	23
10:00	32	19	38	21	48	14	34	21	40	20	38	19
10:15	41	14	36	24	38	17	23	24	26	16	33	19
10:30	36	14	54	18	36	21	40	23	42	29	42	21
10:45	48	7	33	8	56	12	50	16	58	20	49	13
11:00	57	7	39	12	40	6	45	6	47	12	46	9
11:15	42	17	40	6	47	12	38	22	42	15	42	14
11:30	50	11	43	15	64	11	47	18	42	11	49	13
11:45	47	5	54	11	45	10	41	16	47	14	47	11
Totals	901	3330	939	4035	1024	4007	953	3838	981	3757	960	3793
Day Total	4231		4974		5031		4791		4738		4753	
AM Pct	21.3%		18.9%		20.4%		19.9%		20.7%		20.2%	
Peak Hour	10:45	16:30	7:30	16:45	7:45	16:45	7:30	17:00	7:30	16:15	7:30	16:45
Peak Volume	197	579	203	753	212	691	222	663	220	657	208	660
P.H.F	0.8640	0.8991	0.6767	0.9413	0.6235	0.8859	0.7025	0.8500	0.7432	0.8380	0.6933	0.9066

AECOM

7:00-8:00 AM	160	530	168	672	179	668	178	615	181	647	173	626
7:15-8:15 AM	174	537	191	702	210	648	211	596	207	657	199	628
7:30-8:30 AM	186	579	203	726	209	668	222	652	220	620	208	649
7:45-8:45 AM	173	575	193	753	212	691	214	661	197	620	198	660
8:00-9:00 AM	139	546	148	736	166	689	176	663	157	598	157	646

4:00-5:00 PM	160	530	168	672	179	668	178	615	181	647	173	626
4:15-5:15 PM	174	537	191	702	210	648	211	596	207	657	199	628
4:30-5:30 PM	186	579	203	726	209	668	222	652	220	620	208	649
4:45-5:45 PM	173	575	193	753	212	691	214	661	197	620	198	660
5:00-6:00 PM	139	546	148	736	166	689	176	663	157	598	157	646

Client: AECOM SJ
 File Number: 2-STOCKFARM RD NB-IN
 Route: STOCKFARM RD
 Location: E. of SAND HILL RD

Site Ref: 2
 Direction: NB-IN

Count Date	10/11/2021		10/12/2021		10/13/2021		10/14/2021		10/15/2021		Average	
Count Time	AM	PM	AM	PM	AM	PM	AM	PM	AM	PM	AM	PM
00:00	3	23	3	35	4	43	3	50	3	36	3	37
00:15	0	45	1	31	1	32	3	38	3	43	2	38
00:30	2	46	4	41	1	24	2	46	1	38	2	39
00:45	2	45	2	48	3	45	3	39	2	62	2	48
01:00	2	27	2	37	1	39	2	29	1	40	2	34
01:15	2	32	0	39	0	42	0	30	0	36	0	36
01:30	1	23	1	32	0	36	0	46	1	43	1	36
01:45	0	50	0	45	2	26	0	39	0	30	0	38
02:00	0	54	0	54	2	39	1	55	0	37	1	48
02:15	0	44	0	51	0	51	1	37	0	51	0	47
02:30	1	41	0	33	0	35	4	26	2	42	1	35
02:45	0	29	2	49	1	37	0	37	0	37	1	38
03:00	0	32	0	47	0	35	0	32	1	29	0	35
03:15	1	32	2	35	1	27	0	25	0	32	1	30
03:30	2	23	0	20	2	26	3	25	3	32	2	25
03:45	2	28	4	33	2	27	2	29	0	40	2	31
04:00	2	23	2	26	6	41	4	46	5	50	4	37
04:15	3	35	3	37	5	34	4	29	5	52	4	37
04:30	7	29	7	49	10	29	10	21	9	41	9	34
04:45	9	32	12	40	10	41	12	35	10	43	11	38
05:00	17	23	11	27	15	25	8	37	8	50	12	32
05:15	30	36	24	41	22	38	18	42	16	36	22	39
05:30	37	25	46	40	53	29	34	43	55	43	45	36
05:45	64	36	78	43	56	23	74	29	52	28	65	32
06:00	84	25	98	34	89	28	100	24	93	32	93	29
06:15	144	37	142	41	132	42	117	39	112	36	129	39
06:30	138	24	142	37	170	31	145	42	119	39	143	35
06:45	93	15	126	20	108	24	120	22	94	27	108	22
07:00	93	13	104	25	102	15	117	14	100	33	103	20
07:15	95	9	132	16	116	24	133	17	112	10	118	15
07:30	124	10	151	9	154	26	132	7	146	14	141	13
07:45	188	13	171	19	163	8	159	7	128	15	162	12
08:00	148	9	135	13	123	8	114	13	128	12	130	11
08:15	135	9	153	4	88	9	152	11	142	12	134	9
08:30	107	4	107	15	79	11	112	10	137	9	108	10
08:45	136	4	100	12	82	7	120	4	107	4	109	6
09:00	92	6	100	12	72	7	119	8	98	10	96	9
09:15	101	8	94	6	64	5	88	9	85	12	86	8
09:30	93	7	88	10	57	8	104	3	94	10	87	8
09:45	82	4	59	4	73	7	74	5	68	6	71	5
10:00	59	6	65	7	46	10	63	9	63	8	59	8
10:15	64	7	73	3	37	6	56	4	56	3	57	5
10:30	64	1	53	6	39	7	60	12	75	7	58	7
10:45	47	7	45	4	36	3	59	6	59	8	49	6
11:00	46	8	34	2	20	3	53	4	37	11	38	6
11:15	50	0	23	4	30	3	51	4	34	7	38	4
11:30	32	3	44	4	24	3	43	1	42	7	37	4
11:45	45	3	42	1	23	3	43	5	48	4	40	3
Totals	2447	1045	2485	1241	2124	1122	2522	1145	2354	1307	2386	1172
Day Total	3492		3726		3246		3667		3661		3558	
AM Pct	70.1%		66.7%		65.4%		68.8%		64.3%		67.1%	
Peak Hour	7:30	13:45	7:30	14:00	7:15	12:45	7:30	13:30	7:30	16:00	7:30	13:30
Peak Volume	595	189	610	187	556	162	557	177	544	186	567	169
P.H.F	0.7912	0.8750	0.8918	0.8657	0.8528	0.9000	0.8758	0.8045	0.9315	0.8942	0.8750	0.8802

AECOM

7:00-8:00 AM	500	119	558	152	535	145	541	131	486	186	524	147
7:15-8:15 AM	555	119	589	153	556	129	538	122	514	186	550	142
7:30-8:30 AM	595	120	610	157	528	133	557	135	544	170	567	143
7:45-8:45 AM	578	116	566	148	453	133	537	157	535	172	534	145
8:00-9:00 AM	526	120	495	151	372	115	498	151	514	157	481	139

4:00-5:00 PM	500	119	558	152	535	145	541	131	486	186	524	147
4:15-5:15 PM	555	119	589	153	556	129	538	122	514	186	550	142
4:30-5:30 PM	595	120	610	157	528	133	557	135	544	170	567	143
4:45-5:45 PM	578	116	566	148	453	133	537	157	535	172	534	145
5:00-6:00 PM	526	120	495	151	372	115	498	151	514	157	481	139

Client: AECOM SJ
 File Number: 2-STOCKFARM RD SB-OUT
 Route: STOCKFARM RD
 Location: E. of SAND HILL RD

Site Ref: 2
 Direction: SB-OUT

Count Date	10/11/2021		10/12/2021		10/13/2021		10/14/2021		10/15/2021		Average	
Count Time	AM	PM	AM	PM	AM	PM	AM	PM	AM	PM	AM	PM
00:00	8	28	10	50	4	25	7	40	8	39	7	36
00:15	4	36	5	43	8	38	4	39	4	45	5	40
00:30	1	42	2	42	5	45	4	40	4	32	3	40
00:45	3	39	4	36	3	36	2	45	2	43	3	40
01:00	0	40	3	38	1	44	5	46	1	41	2	42
01:15	3	48	4	61	2	63	1	57	2	57	2	57
01:30	2	31	1	47	4	60	2	44	1	46	2	46
01:45	1	34	1	39	1	44	1	43	1	47	1	41
02:00	3	56	0	49	0	55	3	55	0	60	1	55
02:15	3	54	2	47	2	51	0	39	2	59	2	50
02:30	1	67	5	68	5	78	6	71	4	80	4	73
02:45	0	91	2	73	4	78	1	77	2	69	2	78
03:00	0	61	0	82	1	75	1	80	1	78	1	75
03:15	1	74	1	88	0	81	2	86	0	78	1	81
03:30	1	65	0	87	0	81	1	84	1	80	1	79
03:45	1	78	1	85	0	85	1	91	0	95	1	87
04:00	0	66	0	78	0	78	1	88	0	95	0	81
04:15	1	103	0	115	1	89	1	126	3	110	1	109
04:30	1	125	2	120	2	130	1	109	2	105	2	118
04:45	1	100	3	120	1	106	4	116	0	87	2	106
05:00	0	139	2	135	0	153	0	135	1	98	1	132
05:15	1	137	3	148	4	149	1	166	0	147	2	149
05:30	0	129	1	149	2	144	2	127	0	125	1	135
05:45	2	106	6	148	8	141	2	125	4	120	4	128
06:00	6	111	6	117	5	113	7	103	4	114	6	112
06:15	9	109	9	150	7	104	10	123	9	81	9	113
06:30	4	101	3	98	2	103	6	102	7	116	4	104
06:45	5	85	6	94	11	100	6	91	7	74	7	89
07:00	10	81	6	76	7	87	4	61	15	88	8	79
07:15	12	60	6	62	18	74	11	59	7	67	11	64
07:30	21	73	16	79	19	59	17	55	7	65	16	66
07:45	17	57	26	54	15	52	23	53	27	46	22	52
08:00	35	43	39	47	35	68	44	39	29	36	36	47
08:15	34	30	33	34	27	43	31	49	29	35	31	38
08:30	18	21	22	29	33	27	30	38	22	22	25	27
08:45	20	17	21	24	31	33	18	29	27	28	23	26
09:00	22	17	26	22	37	18	34	30	31	26	30	23
09:15	18	19	24	26	24	29	18	21	28	28	22	25
09:30	18	22	20	14	42	15	30	20	27	30	27	20
09:45	38	17	30	15	30	26	25	21	21	18	29	19
10:00	25	8	28	25	19	14	24	23	29	21	25	18
10:15	21	9	20	11	33	12	27	17	27	10	26	12
10:30	23	9	25	8	28	14	34	17	15	17	25	13
10:45	22	10	33	10	19	12	30	10	21	12	25	11
11:00	33	12	34	9	30	9	35	10	41	4	35	9
11:15	31	12	31	10	35	12	29	10	31	7	31	10
11:30	27	7	28	5	33	7	37	14	36	8	32	8
11:45	38	6	31	5	56	11	29	10	35	10	38	8
Totals	545	2685	581	2972	654	2971	612	2934	575	2799	593	2872
Day Total	3230		3553		3625		3546		3374		3466	
AM Pct	16.9%		16.4%		18.0%		17.3%		17.0%		17.1%	
Peak Hour	11:00	17:00	10:45	17:00	11:00	17:00	10:45	17:00	11:00	17:15	11:00	17:00
Peak Volume	129	511	126	580	154	587	131	553	143	506	136	544
P.H.F	0.8487	0.9191	0.9265	0.9732	0.6875	0.9592	0.8851	0.8328	0.8720	0.8605	0.8947	0.9128

AECOM

7:00-8:00 AM	60	394	54	433	59	403	55	439	56	397	57	413
7:15-8:15 AM	85	467	87	490	87	478	95	486	70	400	85	464
7:30-8:30 AM	107	501	114	523	96	538	115	526	92	437	105	505
7:45-8:45 AM	104	505	120	552	110	552	128	544	107	457	114	522
8:00-9:00 AM	107	511	115	580	126	587	123	553	107	490	116	544

4:00-5:00 PM	60	394	54	433	59	403	55	439	56	397	57	413
4:15-5:15 PM	85	467	87	490	87	478	95	486	70	400	85	464
4:30-5:30 PM	107	501	114	523	96	538	115	526	92	437	105	505
4:45-5:45 PM	104	505	120	552	110	552	128	544	107	457	114	522
5:00-6:00 PM	107	511	115	580	126	587	123	553	107	490	116	544

Client: AECOM SJ
 File Number: 3 -WELCH RD SB-IN
 Route: WELCH RD
 Location: N. of OAK RD

Site Ref: 3
 Direction: SB-IN

Count Date	10/11/2021		10/12/2021		10/13/2021		10/14/2021		10/15/2021		Average	
Count Time	AM	PM	AM	PM	AM	PM	AM	PM	AM	PM	AM	PM
00:00	3	26	2	30	2	22	5	16	4	34	3	26
00:15	1	28	0	29	3	26	1	28	3	22	2	27
00:30	2	25	3	35	4	33	1	32	1	29	2	31
00:45	0	27	1	34	0	26	2	14	1	32	1	27
01:00	0	20	2	32	2	28	1	29	1	20	1	26
01:15	1	30	0	20	1	30	2	33	1	20	1	27
01:30	4	22	1	30	4	27	3	30	0	19	2	26
01:45	0	19	0	24	0	35	0	25	0	34	0	27
02:00	1	31	4	38	4	25	5	21	2	33	3	30
02:15	1	30	6	25	2	41	1	29	6	33	3	32
02:30	0	19	1	32	3	29	1	22	0	36	1	28
02:45	2	27	1	37	3	31	2	31	3	38	2	33
03:00	2	30	0	20	1	37	0	28	2	27	1	28
03:15	1	24	2	36	3	43	3	39	4	27	3	34
03:30	2	37	2	37	1	30	1	44	0	42	1	38
03:45	1	31	1	43	1	41	1	43	1	41	1	40
04:00	2	44	1	58	1	58	2	49	3	58	2	53
04:15	7	29	5	43	5	37	4	38	6	54	5	40
04:30	4	35	5	45	5	51	5	37	3	47	4	43
04:45	7	25	7	37	12	35	8	32	8	34	8	33
05:00	5	30	5	37	3	28	7	45	6	41	5	36
05:15	10	41	10	52	11	56	9	42	8	36	10	45
05:30	15	37	20	43	25	41	13	43	20	31	19	39
05:45	23	30	24	27	22	32	20	33	21	35	22	31
06:00	27	31	21	25	22	29	19	32	18	33	21	30
06:15	28	27	23	18	33	15	20	23	24	20	26	21
06:30	26	13	36	19	29	26	27	26	31	16	30	20
06:45	27	13	28	22	24	21	26	26	34	13	28	19
07:00	30	17	32	19	20	14	23	11	24	20	26	16
07:15	32	16	28	13	26	16	30	12	29	19	29	15
07:30	40	21	30	24	55	16	51	14	37	17	43	18
07:45	39	8	43	14	55	14	49	17	28	12	43	13
08:00	43	9	34	5	40	9	30	14	38	10	37	9
08:15	37	8	45	8	32	3	42	14	31	12	37	9
08:30	44	14	48	5	45	4	37	10	37	10	42	9
08:45	45	7	49	4	46	12	37	7	43	11	44	8
09:00	39	8	31	6	44	3	46	6	31	7	38	6
09:15	24	9	30	12	32	7	41	10	33	5	32	9
09:30	37	9	41	5	21	10	46	4	33	7	36	7
09:45	38	12	33	4	37	9	43	10	25	7	35	8
10:00	19	5	30	5	50	5	26	1	31	6	31	4
10:15	24	1	28	2	43	6	29	4	22	3	29	3
10:30	21	5	28	4	26	4	27	9	36	9	28	6
10:45	23	3	28	4	31	6	26	4	28	3	27	4
11:00	20	2	25	4	22	5	25	2	15	2	21	3
11:15	25	6	36	5	39	7	34	8	24	4	32	6
11:30	36	8	26	8	33	8	24	8	38	5	31	7
11:45	24	5	28	7	37	2	23	9	25	2	27	5
Totals	842	954	884	1086	960	1093	878	1064	819	1076	877	1055
Day Total	1796		1970		2053		1942		1895		1931	
AM Pct	46.9%		44.9%		46.8%		45.2%		43.2%		45.4%	
Peak Hour	8:00	15:30	8:00	15:45	7:30	15:45	9:00	15:15	8:00	15:45	8:15	15:45
Peak Volume	169	141	176	189	182	187	176	175	149	200	161	176
P.H.F	0.9389	0.8011	0.8980	0.8147	0.8273	0.8060	0.9565	0.8929	0.8663	0.8621	0.9148	0.8302

AECOM

7:00-8:00 AM	141	133	133	183	156	181	153	156	118	193	140	169
7:15-8:15 AM	154	119	135	162	176	151	160	152	132	176	151	152
7:30-8:30 AM	159	131	152	171	182	170	172	156	134	158	160	157
7:45-8:45 AM	163	133	170	169	172	160	158	162	134	142	159	153
8:00-9:00 AM	169	138	176	159	163	157	146	163	149	143	161	152

4:00-5:00 PM	141	133	133	183	156	181	153	156	118	193	140	169
4:15-5:15 PM	154	119	135	162	176	151	160	152	132	176	151	152
4:30-5:30 PM	159	131	152	171	182	170	172	156	134	158	160	157
4:45-5:45 PM	163	133	170	169	172	160	158	162	134	142	159	153
5:00-6:00 PM	169	138	176	159	163	157	146	163	149	143	161	152

Client: AECOM SJ
 File Number: 3 -WELCH RD NB-OUT
 Route: WELCH RD
 Location: N. of OAK RD

Site Ref: 3
 Direction: NB-OUT

Count Date	10/11/2021		10/12/2021		10/13/2021		10/14/2021		10/15/2021		Average	
Count Time	AM	PM	AM	PM	AM	PM	AM	PM	AM	PM	AM	PM
00:00	1	25	6	28	1	35	4	24	4	28	3	28
00:15	1	29	1	36	1	48	1	24	2	29	1	33
00:30	1	32	3	35	2	48	4	34	5	25	3	35
00:45	2	53	1	65	0	52	0	44	3	33	1	49
01:00	2	21	1	33	4	45	1	29	3	38	2	33
01:15	3	24	3	34	1	45	1	35	3	36	2	35
01:30	0	28	3	30	3	42	4	47	2	31	2	36
01:45	1	14	0	27	3	49	0	27	1	36	1	31
02:00	3	31	0	44	0	41	1	28	1	35	1	36
02:15	1	25	4	43	8	34	6	38	6	35	5	35
02:30	0	37	23	48	24	56	26	28	25	44	20	43
02:45	0	18	0	37	4	46	0	33	1	36	1	34
03:00	0	36	0	38	3	35	1	25	1	34	1	34
03:15	1	37	1	48	2	32	1	36	2	35	1	38
03:30	1	24	1	32	1	34	0	34	2	40	1	33
03:45	1	27	1	51	1	39	0	37	2	34	1	38
04:00	1	33	1	46	0	44	2	36	0	40	1	40
04:15	1	27	3	52	0	44	1	46	2	33	1	40
04:30	3	35	4	40	3	52	3	39	1	31	3	39
04:45	3	35	4	51	5	47	4	36	10	36	5	41
05:00	5	45	5	46	9	50	5	55	4	42	6	48
05:15	9	44	6	53	10	48	3	49	6	45	7	48
05:30	10	33	9	44	10	42	8	54	6	33	9	41
05:45	16	42	14	41	13	32	16	45	21	46	16	41
06:00	15	43	16	36	19	42	17	31	12	43	16	39
06:15	35	40	34	54	29	49	27	54	28	62	31	52
06:30	36	48	33	45	41	43	31	48	29	47	34	46
06:45	19	31	24	30	25	29	26	21	27	38	24	30
07:00	16	28	15	27	12	22	19	33	18	31	16	28
07:15	18	28	23	28	24	31	28	27	27	25	24	28
07:30	23	29	23	31	40	29	35	21	27	19	30	26
07:45	31	11	37	11	35	19	41	15	29	25	35	16
08:00	31	16	34	9	38	13	26	17	32	17	32	14
08:15	36	9	42	13	48	13	45	10	37	20	42	13
08:30	26	15	39	10	51	13	32	6	44	11	38	11
08:45	33	6	37	8	48	8	39	9	34	14	38	9
09:00	20	9	42	6	61	12	36	5	24	8	37	8
09:15	24	9	32	12	59	15	31	15	32	7	36	12
09:30	21	4	52	6	51	10	25	3	27	8	35	6
09:45	25	9	49	5	56	7	30	6	23	12	37	8
10:00	34	3	49	5	48	6	28	12	22	6	36	6
10:15	23	12	31	10	32	9	25	11	31	7	28	10
10:30	25	5	32	9	46	10	41	9	22	11	33	9
10:45	19	2	28	8	56	3	24	4	22	4	30	4
11:00	25	7	29	7	57	3	30	3	28	4	34	5
11:15	24	2	34	4	57	2	27	9	28	6	34	5
11:30	22	3	33	8	55	4	21	1	25	3	31	4
11:45	29	8	38	3	42	2	29	4	29	3	33	4
Totals	676	1132	900	1387	1138	1434	805	1257	770	1286	858	1299
Day Total	1808		2287		2572		2062		2056		2157	
AM Pct	37.4%		39.4%		44.2%		39.0%		37.5%		39.8%	
Peak Hour	8:00	17:45	9:15	16:45	9:00	16:30	8:15	17:00	8:00	17:45	8:15	16:45
Peak Volume	126	173	182	194	227	197	152	203	147	198	155	178
P.H.F	0.8750	0.9010	0.8750	0.9151	0.9303	0.9471	0.8444	0.9227	0.8352	0.7984	0.9226	0.9271

AECOM

7:00-8:00 AM	88	130	98	189	111	187	123	157	101	140	104	161
7:15-8:15 AM	103	142	117	189	137	193	130	176	115	142	120	168
7:30-8:30 AM	121	159	136	190	161	197	147	179	125	154	138	176
7:45-8:45 AM	124	157	152	194	172	187	144	194	142	156	147	178
8:00-9:00 AM	126	164	152	184	185	172	142	203	147	166	150	178

4:00-5:00 PM	88	130	98	189	111	187	123	157	101	140	104	161
4:15-5:15 PM	103	142	117	189	137	193	130	176	115	142	120	168
4:30-5:30 PM	121	159	136	190	161	197	147	179	125	154	138	176
4:45-5:45 PM	124	157	152	194	172	187	144	194	142	156	147	178
5:00-6:00 PM	126	164	152	184	185	172	142	203	147	166	150	178

Client: AECOM SJ
 File Number: 4 -QUARRY RD SB-IN
 Route: QUARRY RD
 Location: N. of QUARRY RD EXTENSION

Site Ref: 4
 Direction: SB-IN

Count Date	10/11/2021		10/12/2021		10/13/2021		10/14/2021		10/15/2021		Average	
Count Time	AM	PM	AM	PM	AM	PM	AM	PM	AM	PM	AM	PM
00:00	5	48	11	59	0	46	5	42	4	43	5	48
00:15	0	36	5	49	1	35	3	28	1	32	2	36
00:30	3	43	1	56	2	48	2	52	3	38	2	47
00:45	7	48	5	50	1	49	0	46	4	54	3	49
01:00	2	44	0	36	5	41	7	51	1	42	3	43
01:15	7	46	2	37	2	52	14	49	3	37	6	44
01:30	2	66	5	41	5	57	2	64	1	32	3	52
01:45	3	44	7	38	0	52	2	47	4	39	3	44
02:00	2	60	2	55	5	51	4	50	2	30	3	49
02:15	5	49	6	37	1	43	4	48	5	54	4	46
02:30	4	45	3	52	5	76	4	50	3	59	4	56
02:45	8	42	6	47	10	66	0	46	2	56	5	51
03:00	3	36	2	38	3	50	2	57	5	58	3	48
03:15	8	44	4	36	0	55	2	53	6	42	4	46
03:30	15	53	12	45	7	52	10	36	7	58	10	49
03:45	14	38	11	46	10	34	11	47	9	45	11	42
04:00	10	45	2	62	0	44	10	54	8	44	6	50
04:15	8	36	16	41	7	68	18	56	6	74	11	55
04:30	6	36	20	41	10	35	1	51	11	42	10	41
04:45	23	36	22	31	14	47	19	64	12	36	18	43
05:00	14	40	8	50	17	59	14	53	9	40	12	48
05:15	26	41	25	51	15	58	25	49	7	53	20	50
05:30	17	41	33	58	26	55	23	64	29	49	26	53
05:45	44	27	38	27	42	35	56	45	53	44	47	36
06:00	42	30	35	33	41	35	39	44	51	39	42	36
06:15	35	34	49	34	75	42	53	30	40	43	50	37
06:30	38	32	74	32	68	36	61	52	44	49	57	40
06:45	41	27	51	26	38	27	26	29	66	39	44	30
07:00	30	18	39	22	37	39	34	22	37	39	35	28
07:15	50	28	38	30	34	16	44	17	44	30	42	24
07:30	52	27	50	46	44	40	43	42	51	25	48	36
07:45	60	29	69	27	49	23	32	17	18	30	46	25
08:00	60	21	40	10	29	12	46	18	47	11	44	14
08:15	23	11	49	14	46	8	46	13	28	20	38	13
08:30	35	16	45	12	36	23	46	19	48	26	42	19
08:45	38	35	31	11	47	15	43	19	32	29	38	22
09:00	50	17	28	19	46	18	35	15	50	9	42	16
09:15	44	6	41	22	39	11	55	13	44	14	45	13
09:30	47	16	43	12	38	10	57	7	44	20	46	13
09:45	26	15	50	22	42	25	29	18	37	19	37	20
10:00	21	18	47	20	46	19	44	12	21	14	36	17
10:15	33	10	34	6	43	18	35	15	27	18	34	13
10:30	29	11	33	15	39	14	53	10	23	11	35	12
10:45	43	3	24	6	42	12	52	15	41	6	40	8
11:00	22	7	41	13	39	9	38	7	41	6	36	8
11:15	46	10	24	9	37	9	36	14	39	11	36	11
11:30	32	10	55	7	50	5	44	4	44	6	45	6
11:45	66	8	34	7	29	6	41	4	35	7	41	6
Totals	1199	1483	1270	1538	1222	1680	1270	1658	1147	1622	1222	1596
Day Total	2682		2808		2902		2928		2769		2818	
AM Pct	44.7%		45.2%		42.1%		43.4%		41.4%		43.4%	
Peak Hour	7:15	13:30	6:15	12:00	5:45	14:30	5:45	16:45	6:00	14:15	5:45	14:00
Peak Volume	222	219	213	214	226	247	209	230	201	227	196	202
P.H.F	0.9250	0.8295	0.7196	0.9068	0.7533	0.8125	0.8566	0.8984	0.7614	0.9619	0.8596	0.9018

AECOM

7:00-8:00 AM	192	153	196	175	164	194	153	225	150	196	171	189
7:15-8:15 AM	222	148	197	163	156	209	165	224	160	192	180	187
7:30-8:30 AM	195	153	208	173	168	199	167	217	144	171	176	183
7:45-8:45 AM	178	158	203	190	160	219	170	230	141	178	170	195
8:00-9:00 AM	156	149	165	186	158	207	181	211	155	186	163	188

4:00-5:00 PM	192	153	196	175	164	194	153	225	150	196	171	189
4:15-5:15 PM	222	148	197	163	156	209	165	224	160	192	180	187
4:30-5:30 PM	195	153	208	173	168	199	167	217	144	171	176	183
4:45-5:45 PM	178	158	203	190	160	219	170	230	141	178	170	195
5:00-6:00 PM	156	149	165	186	158	207	181	211	155	186	163	188

Client: AECOM SJ
 File Number: 4 -QUARRY RD NB-OUT
 Route: QUARRY RD
 Location: N. of QUARRY RD EXTENSION

Site Ref: 4
 Direction: NB-OUT

Count Date	10/11/2021		10/12/2021		10/13/2021		10/14/2021		10/15/2021		Average	
Count Time	AM	PM	AM	PM	AM	PM	AM	PM	AM	PM	AM	PM
00:00	4	39	7	45	10	46	4	46	5	49	6	45
00:15	4	45	4	33	3	55	12	38	17	32	8	41
00:30	6	35	4	30	13	61	11	46	2	51	7	45
00:45	4	38	5	28	5	37	0	40	5	62	4	41
01:00	1	37	5	41	7	42	10	61	2	45	5	45
01:15	4	30	3	40	4	55	7	47	6	57	5	46
01:30	2	39	3	38	5	63	6	53	10	42	5	47
01:45	1	38	3	38	2	55	2	49	0	46	2	45
02:00	4	42	5	35	8	59	6	51	5	46	6	47
02:15	2	28	1	33	2	43	0	42	2	43	1	38
02:30	2	37	3	42	4	56	4	71	5	78	4	57
02:45	2	29	5	29	8	43	15	51	2	54	6	41
03:00	1	30	3	38	6	56	3	60	5	59	4	49
03:15	3	55	1	42	3	64	0	67	8	63	3	58
03:30	4	46	6	43	1	61	8	57	3	54	4	52
03:45	4	44	4	50	9	54	10	62	7	56	7	53
04:00	5	45	2	41	3	57	7	55	12	58	6	51
04:15	5	40	9	43	6	63	14	51	6	52	8	50
04:30	12	54	12	53	8	54	16	53	11	74	12	58
04:45	10	46	14	54	22	63	14	68	17	58	15	58
05:00	8	41	3	57	9	66	16	72	5	92	8	66
05:15	8	50	9	52	14	67	20	56	9	55	12	56
05:30	16	47	9	34	6	53	15	49	11	71	11	51
05:45	17	51	25	39	28	70	23	59	18	66	22	57
06:00	20	36	17	43	32	39	31	62	28	45	26	45
06:15	24	38	20	33	30	55	44	44	45	52	33	44
06:30	36	28	35	35	67	67	66	44	45	48	50	44
06:45	42	30	43	26	51	46	59	48	58	44	51	39
07:00	31	30	41	27	46	41	37	32	58	41	43	34
07:15	18	18	31	29	28	42	47	31	40	25	33	29
07:30	38	19	32	25	59	41	46	39	42	31	43	31
07:45	35	21	37	21	66	43	45	35	52	29	47	30
08:00	28	12	30	16	41	19	59	13	37	28	39	18
08:15	33	12	26	18	40	20	49	23	42	32	38	21
08:30	31	11	38	23	47	18	45	23	44	26	41	20
08:45	27	13	33	15	72	17	33	31	36	15	40	18
09:00	27	11	25	12	56	17	39	23	31	20	36	17
09:15	22	15	17	9	59	19	28	16	54	31	36	18
09:30	24	10	27	14	46	9	41	14	28	19	33	13
09:45	27	15	34	13	47	23	32	12	30	8	34	14
10:00	20	13	26	29	51	15	49	8	38	22	37	17
10:15	22	8	20	9	42	13	39	18	33	16	31	13
10:30	32	9	35	19	33	21	30	11	33	17	33	15
10:45	24	6	27	11	56	11	40	11	39	10	37	10
11:00	34	9	32	13	44	11	57	20	40	21	41	15
11:15	40	3	26	16	40	22	35	15	43	18	37	15
11:30	36	10	30	15	45	26	55	19	65	26	46	19
11:45	27	7	25	4	63	10	48	12	32	14	39	9
Totals	827	1370	852	1453	1347	1988	1277	1908	1166	2001	1094	1744
Day Total	2197		2305		3335		3185		3167		2838	
AM Pct	37.6%		37.0%		40.4%		40.1%		36.8%		38.5%	
Peak Hour	11:00	16:30	6:30	16:30	8:30	17:00	6:30	14:30	6:15	17:00	6:15	16:30
Peak Volume	137	191	150	216	234	256	209	249	206	284	177	238
P.H.F	0.8563	0.8843	0.8721	0.9474	0.8125	0.9143	0.7917	0.8768	0.8879	0.7717	0.8676	0.9015

AECOM

7:00-8:00 AM	122	185	141	191	199	237	175	227	192	242	166	216
7:15-8:15 AM	119	181	130	207	194	246	197	244	171	276	162	231
7:30-8:30 AM	134	191	125	216	206	250	199	249	173	279	167	237
7:45-8:45 AM	127	184	131	197	194	249	198	245	175	276	165	230
8:00-9:00 AM	119	189	127	182	200	256	186	236	159	284	158	229

4:00-5:00 PM	122	185	141	191	199	237	175	227	192	242	166	216
4:15-5:15 PM	119	181	130	207	194	246	197	244	171	276	162	231
4:30-5:30 PM	134	191	125	216	206	250	199	249	173	279	167	237
4:45-5:45 PM	127	184	131	197	194	249	198	245	175	276	165	230
5:00-6:00 PM	119	189	127	182	200	256	186	236	159	284	158	229

Client: AECOM SJ
 File Number: 5 -PALM DR SB-IN
 Route: PALM DR
 Location: S. of ARBORETUM RD

Site Ref: 5
 Direction: SB-IN

Count Date	10/11/2021		10/12/2021		10/13/2021		10/14/2021		10/15/2021		Average	
Count Time	AM	PM	AM	PM	AM	PM	AM	PM	AM	PM	AM	PM
00:00	3	49	3	52	1	63	6	59	17	63	6	57
00:15	2	39	2	46	1	35	2	43	14	62	4	45
00:30	5	39	2	39	2	45	6	68	10	52	5	49
00:45	5	55	2	69	2	59	2	59	11	72	4	63
01:00	1	57	0	55	2	48	4	65	6	64	3	58
01:15	1	61	1	57	1	70	2	58	7	79	2	65
01:30	3	55	1	47	1	39	2	61	13	69	4	54
01:45	1	46	0	39	0	52	0	46	7	59	2	48
02:00	0	39	0	45	1	60	1	36	3	59	1	48
02:15	6	39	4	44	4	62	4	63	2	55	4	53
02:30	2	46	1	43	0	55	1	54	3	61	1	52
02:45	2	50	2	39	2	35	5	55	2	64	3	49
03:00	1	55	0	45	1	55	2	46	2	60	1	52
03:15	1	49	3	55	2	51	2	52	1	58	2	53
03:30	4	46	4	49	5	65	5	55	4	72	4	57
03:45	4	56	3	65	8	55	4	65	6	66	5	61
04:00	4	63	4	60	7	66	8	66	2	77	5	66
04:15	7	39	4	44	11	52	8	58	7	66	7	52
04:30	10	60	11	48	10	47	13	51	12	70	11	55
04:45	15	59	15	54	23	57	17	54	15	53	17	55
05:00	18	61	25	51	15	52	24	58	24	69	21	58
05:15	22	59	35	57	30	55	26	66	18	71	26	62
05:30	41	51	34	59	45	74	43	61	44	81	41	65
05:45	39	49	53	67	61	59	51	64	56	57	52	59
06:00	45	63	38	66	45	53	46	73	49	83	45	68
06:15	44	55	59	49	67	67	63	61	59	73	58	61
06:30	63	37	54	44	77	55	72	57	60	75	65	54
06:45	68	51	66	57	64	55	62	46	55	63	63	54
07:00	41	34	44	40	39	42	42	56	44	77	42	50
07:15	53	31	51	32	62	37	65	46	43	57	55	41
07:30	55	31	64	42	67	48	65	40	67	46	64	41
07:45	73	31	68	36	60	30	49	49	53	55	61	40
08:00	68	29	66	41	71	40	85	32	70	59	72	40
08:15	90	21	86	22	106	35	86	45	71	49	88	34
08:30	88	22	78	22	116	36	95	33	82	51	92	33
08:45	96	23	107	33	124	29	107	31	98	35	106	30
09:00	72	26	99	24	107	34	102	27	86	36	93	29
09:15	99	25	100	27	80	35	107	30	90	40	95	31
09:30	69	16	82	19	93	29	82	25	89	26	83	23
09:45	65	17	54	25	58	14	64	31	69	31	62	24
10:00	65	24	55	24	67	24	72	31	50	42	62	29
10:15	49	11	58	18	70	12	54	33	68	30	60	21
10:30	58	7	47	11	47	6	44	14	52	25	50	13
10:45	53	7	50	9	59	6	63	10	50	25	55	11
11:00	51	15	43	2	54	9	61	10	49	15	52	10
11:15	34	8	55	9	65	7	68	15	47	18	54	11
11:30	38	3	42	9	36	5	46	18	48	15	42	10
11:45	55	8	50	5	58	5	53	22	63	8	56	10
Totals	1689	1817	1725	1895	1927	2024	1891	2198	1798	2593	1806	2105
Day Total	3506		3620		3951		4089		4391		3911	
AM Pct	48.2%		47.7%		48.8%		46.2%		40.9%		46.2%	
Peak Hour	8:30	16:30	8:45	17:15	8:15	17:30	8:30	17:15	8:45	17:30	8:30	17:15
Peak Volume	355	239	388	249	453	253	411	264	363	294	386	254
P.H.F	0.8965	0.9795	0.9065	0.9291	0.9133	0.8547	0.9603	0.9041	0.9260	0.8855	0.9104	0.9338

AECOM

7:00-8:00 AM	222	221	227	206	228	222	221	229	207	266	221	229
7:15-8:15 AM	249	219	249	197	260	208	264	221	233	258	251	221
7:30-8:30 AM	286	239	284	210	304	211	285	229	261	263	284	230
7:45-8:45 AM	319	230	298	221	353	238	315	239	276	274	312	240
8:00-9:00 AM	342	220	337	234	417	240	373	249	321	278	358	244

4:00-5:00 PM	222	221	227	206	228	222	221	229	207	266	221	229
4:15-5:15 PM	249	219	249	197	260	208	264	221	233	258	251	221
4:30-5:30 PM	286	239	284	210	304	211	285	229	261	263	284	230
4:45-5:45 PM	319	230	298	221	353	238	315	239	276	274	312	240
5:00-6:00 PM	342	220	337	234	417	240	373	249	321	278	358	244

Client: AECOM SJ
 File Number: 5 -PALM DR NB-OUT
 Route: PALM DR
 Location: S. of ARBORETUM RD

Site Ref: 5
 Direction: OUT

Count Date	10/11/2021		10/12/2021		10/13/2021		10/14/2021		10/15/2021		Average	
Count Time	AM	PM	AM	PM	AM	PM	AM	PM	AM	PM	AM	PM
00:00	2	28	3	52	6	39	3	45	9	46	5	42
00:15	3	32	4	39	6	35	2	35	4	46	4	37
00:30	2	23	4	34	5	31	0	36	4	55	3	36
00:45	1	28	2	37	0	46	2	39	6	37	2	37
01:00	1	41	6	43	9	42	12	35	14	40	8	40
01:15	2	33	4	44	3	53	5	31	4	58	4	44
01:30	1	43	3	29	0	51	1	46	5	47	2	43
01:45	1	28	1	45	0	44	1	44	6	35	2	39
02:00	2	35	4	66	1	33	0	43	4	77	2	51
02:15	2	45	3	49	3	50	2	44	3	54	3	48
02:30	8	54	8	50	10	62	12	61	11	64	10	58
02:45	1	57	2	47	2	46	2	48	1	58	2	51
03:00	2	59	0	58	1	55	1	54	0	65	1	58
03:15	0	60	0	63	2	62	0	61	0	59	0	61
03:30	0	62	1	60	1	75	0	63	1	76	1	67
03:45	1	48	0	56	0	56	0	51	0	63	0	55
04:00	0	61	0	62	1	65	2	46	0	58	1	58
04:15	3	56	0	64	1	72	0	72	3	58	1	64
04:30	6	51	7	62	13	54	9	68	8	66	9	60
04:45	1	59	0	63	0	67	3	74	1	66	1	66
05:00	1	81	2	88	1	90	1	81	1	75	1	83
05:15	1	64	3	94	0	82	1	107	1	80	1	85
05:30	1	84	1	64	2	83	0	67	1	67	1	73
05:45	3	57	3	79	1	69	6	74	3	81	3	72
06:00	3	61	1	86	4	72	2	79	4	82	3	76
06:15	7	65	8	75	5	62	5	54	10	93	7	70
06:30	12	60	8	80	7	63	12	59	8	72	9	67
06:45	13	65	14	60	11	54	15	58	17	81	14	64
07:00	19	51	16	62	22	69	21	58	16	63	19	61
07:15	14	46	18	44	26	62	21	68	11	58	18	56
07:30	15	42	20	62	27	40	21	48	19	53	20	49
07:45	26	39	19	41	23	31	13	40	11	51	18	40
08:00	16	23	26	35	18	46	10	45	13	34	17	37
08:15	16	25	20	39	26	28	21	32	24	51	21	35
08:30	11	15	17	23	22	24	21	36	13	31	17	26
08:45	20	22	17	29	27	18	17	29	25	29	21	25
09:00	17	18	25	22	33	16	17	24	21	24	23	21
09:15	23	9	25	15	34	49	15	27	20	37	23	27
09:30	23	13	25	17	31	26	17	26	22	60	24	28
09:45	24	6	31	19	25	18	24	28	19	17	25	18
10:00	17	10	21	12	20	13	20	26	28	19	21	16
10:15	16	18	21	17	30	10	25	26	22	15	23	17
10:30	27	6	21	8	33	8	24	23	19	18	25	13
10:45	26	5	19	8	30	8	25	14	30	15	26	10
11:00	24	10	25	12	36	13	27	15	21	9	27	12
11:15	36	7	25	6	33	10	41	9	34	13	34	9
11:30	25	8	38	11	42	15	37	17	24	9	33	12
11:45	52	11	25	7	35	10	49	12	46	8	41	10
Totals	527	1824	546	2138	668	2127	565	2178	567	2373	575	2128
Day Total	2351		2684		2795		2743		2940		2703	
AM Pct	22.4%		20.3%		23.9%		20.6%		19.3%		21.3%	
Peak Hour	11:00	16:45	11:00	17:00	11:00	17:00	11:00	16:30	11:00	17:45	11:00	17:00
Peak Volume	137	288	113	325	146	324	154	330	125	328	135	313
P.H.F	0.6587	0.8571	0.7434	0.8644	0.8690	0.9000	0.7857	0.7710	0.6793	0.8817	0.8232	0.9206

AECOM

7:00-8:00 AM	74	227	73	251	98	258	76	260	57	248	76	249
7:15-8:15 AM	71	247	83	277	94	283	65	295	54	265	73	273
7:30-8:30 AM	73	255	85	307	94	293	65	330	67	287	77	294
7:45-8:45 AM	69	288	82	309	89	322	65	329	61	288	73	307
8:00-9:00 AM	63	286	80	325	93	324	69	329	75	303	76	313

4:00-5:00 PM	74	227	73	251	98	258	76	260	57	248	76	249
4:15-5:15 PM	71	247	83	277	94	283	65	295	54	265	73	273
4:30-5:30 PM	73	255	85	307	94	293	65	330	67	287	77	294
4:45-5:45 PM	69	288	82	309	89	322	65	329	61	288	73	307
5:00-6:00 PM	63	286	80	325	93	324	69	329	75	303	76	313

Client: AECOM SJ
 File Number: 6 -LAUSEN ST NB-OUT
 Route: LAUSEN ST
 Location: S. of ARBORETUM RD

Site Ref: 6
 Direction: NB-OUT

Count Date	10/11/2021		10/12/2021		10/13/2021		10/14/2021		10/15/2021		Average	
Count Time	AM	PM	AM	PM	AM	PM	AM	PM	AM	PM	AM	PM
00:00	0	3	0	2	0	4	0	3	0	3	0	3
00:15	0	2	0	0	0	2	1	1	0	2	0	1
00:30	0	2	1	7	0	3	0	1	0	2	0	3
00:45	0	5	0	2	1	6	0	3	0	1	0	3
01:00	1	2	1	3	1	1	0	6	0	2	1	3
01:15	0	6	0	2	0	6	0	4	0	1	0	4
01:30	0	3	0	4	0	3	0	1	0	2	0	3
01:45	0	6	0	1	0	3	0	0	0	2	0	2
02:00	0	2	0	4	0	5	0	7	0	2	0	4
02:15	0	1	0	3	0	1	0	3	0	3	0	2
02:30	0	5	0	7	0	6	0	0	0	4	0	4
02:45	0	3	0	3	0	2	1	2	0	4	0	3
03:00	0	3	0	1	1	1	0	1	0	4	0	2
03:15	0	3	0	3	0	0	0	3	0	2	0	2
03:30	0	0	0	0	0	4	0	4	0	6	0	3
03:45	0	1	0	6	0	6	0	4	0	6	0	5
04:00	0	7	0	6	0	5	0	4	0	7	0	6
04:15	1	2	0	3	0	7	0	3	0	3	0	4
04:30	0	3	0	4	0	3	0	5	0	3	0	4
04:45	0	4	0	4	0	3	0	5	0	4	0	4
05:00	0	4	0	3	0	7	0	7	0	6	0	5
05:15	1	7	0	3	0	7	1	3	0	7	0	5
05:30	0	0	1	4	1	3	1	5	1	4	1	3
05:45	0	4	0	6	0	5	0	3	0	0	0	4
06:00	0	3	0	2	0	3	1	3	0	3	0	3
06:15	0	5	0	1	1	3	0	3	1	2	0	3
06:30	3	1	0	0	0	0	0	3	0	5	1	2
06:45	3	1	1	0	1	0	1	0	0	0	1	0
07:00	0	2	1	0	1	3	2	1	0	5	1	2
07:15	2	0	1	1	2	0	4	0	1	6	2	1
07:30	0	0	0	1	1	1	3	0	0	0	1	0
07:45	0	3	1	0	0	0	2	0	1	3	1	1
08:00	1	0	1	0	2	2	1	1	2	1	1	1
08:15	1	0	1	0	1	3	2	1	2	1	1	1
08:30	1	0	0	0	3	0	0	1	2	1	1	0
08:45	0	0	0	0	5	1	0	0	1	0	1	0
09:00	2	0	0	0	1	2	0	1	2	1	1	1
09:15	1	0	3	2	4	2	1	0	0	4	2	2
09:30	1	1	0	0	3	4	2	0	0	4	1	2
09:45	2	0	0	0	3	0	5	1	2	1	2	0
10:00	2	1	4	0	1	1	2	1	1	3	2	1
10:15	2	0	2	0	4	0	0	0	3	3	2	1
10:30	2	0	5	0	1	0	1	1	3	1	2	0
10:45	0	0	0	0	3	0	2	0	2	0	1	0
11:00	1	0	3	0	3	0	2	0	2	0	2	0
11:15	5	0	3	0	9	0	2	0	2	0	4	0
11:30	1	0	1	0	2	0	2	1	1	0	1	0
11:45	1	1	1	0	5	0	6	0	3	0	3	0
Totals	34	96	31	88	60	118	45	96	32	124	40	104
Day Total	130		119		178		141		156		145	
AM Pct	26.2%		26.1%		33.7%		31.9%		20.5%		27.9%	
Peak Hour	6:30	16:30	9:45	15:45	11:00	15:30	11:00	16:15	10:15	15:30	11:00	15:45
Peak Volume	8	18	11	19	19	22	12	20	10	22	10	19
P.H.F	0.6667	0.6429	0.5500	0.7917	0.5278	0.7857	0.5000	0.7143	0.8333	0.7857	0.6250	0.7917

AECOM

7:00-8:00 AM	2	16	3	17	4	18	11	17	2	17	4	17
7:15-8:15 AM	3	13	3	14	5	20	10	20	4	16	5	17
7:30-8:30 AM	2	18	3	14	4	20	8	20	5	20	4	18
7:45-8:45 AM	3	15	3	14	6	20	5	20	7	21	5	18
8:00-9:00 AM	3	15	2	16	11	22	3	18	7	17	5	18

4:00-5:00 PM	2	16	3	17	4	18	11	17	2	17	4	17
4:15-5:15 PM	3	13	3	14	5	20	10	20	4	16	5	17
4:30-5:30 PM	2	18	3	14	4	20	8	20	5	20	4	18
4:45-5:45 PM	3	15	3	14	6	20	5	20	7	21	5	18
5:00-6:00 PM	3	15	2	16	11	22	3	18	7	17	5	18

Client: AECOM SJ
 File Number: 7 -GALVEZ ST SB-IN
 Route: GALVEZ ST
 Location: S. of ARBORETUM RD

Site Ref: 7
 Direction: SB-IN

Count Date	10/11/2021		10/12/2021		10/13/2021		10/14/2021		10/15/2021		Average	
Count Time	AM	PM	AM	PM	AM	PM	AM	PM	AM	PM	AM	PM
00:00	5	47	2	56	2	37	4	60	5	47	4	49
00:15	4	51	2	44	2	47	2	56	2	48	2	49
00:30	11	44	1	46	3	61	4	54	3	62	4	53
00:45	1	53	1	39	2	48	3	49	3	59	2	50
01:00	6	55	3	49	3	32	3	65	5	32	4	47
01:15	1	52	1	34	0	42	3	41	0	42	1	42
01:30	1	33	1	30	3	36	3	45	3	51	2	39
01:45	1	34	2	35	1	47	1	36	3	69	2	44
02:00	4	38	1	36	1	41	1	28	2	51	2	39
02:15	0	41	0	42	0	49	1	45	0	56	0	47
02:30	1	33	0	34	1	30	1	30	1	44	1	34
02:45	0	52	0	39	0	43	0	34	1	43	0	42
03:00	0	47	1	30	1	40	0	44	2	47	1	42
03:15	0	29	1	32	0	34	1	49	1	47	1	38
03:30	1	34	2	29	2	31	2	29	2	50	2	35
03:45	3	37	1	48	1	41	1	41	1	56	1	45
04:00	3	36	0	50	1	43	1	40	1	54	1	45
04:15	3	37	1	42	1	53	2	47	4	70	2	50
04:30	6	53	3	27	4	56	5	68	9	59	5	53
04:45	12	48	10	45	10	49	7	58	4	56	9	51
05:00	10	37	8	31	10	37	9	44	9	47	9	39
05:15	16	59	16	58	22	42	15	75	20	40	18	55
05:30	33	45	38	47	34	52	54	48	38	51	39	49
05:45	41	52	52	62	53	55	48	49	50	62	49	56
06:00	40	43	38	55	31	55	28	46	25	52	32	50
06:15	41	44	51	57	41	61	33	55	40	37	41	51
06:30	44	37	47	48	40	52	39	70	44	62	43	54
06:45	58	51	60	57	55	57	62	58	38	55	55	56
07:00	42	35	43	32	41	58	46	75	43	64	43	53
07:15	43	37	71	38	55	45	59	59	50	58	56	47
07:30	52	34	74	35	51	26	42	29	51	59	54	37
07:45	102	32	87	24	75	33	73	43	86	56	85	38
08:00	77	19	78	24	56	33	75	26	66	30	70	26
08:15	66	20	70	20	85	21	58	34	53	24	66	24
08:30	63	20	83	23	86	33	72	25	76	31	76	26
08:45	70	26	85	30	88	24	70	25	56	24	74	26
09:00	68	11	65	25	68	15	69	18	53	19	65	18
09:15	66	14	76	7	65	17	87	22	72	34	73	19
09:30	73	14	69	11	83	21	77	17	62	21	73	17
09:45	58	13	77	13	76	14	66	17	77	19	71	15
10:00	63	15	44	14	41	15	58	18	52	10	52	14
10:15	52	12	54	11	51	9	35	13	39	13	46	12
10:30	46	10	46	4	66	10	62	10	43	6	53	8
10:45	44	6	54	10	38	8	49	10	64	13	50	9
11:00	27	7	45	7	42	9	40	8	42	10	39	8
11:15	41	4	44	9	54	8	31	8	45	8	43	7
11:30	49	6	43	3	45	7	47	5	41	7	45	6
11:45	51	9	45	2	44	2	47	8	58	8	49	6
Totals	1499	1566	1596	1544	1534	1679	1496	1834	1445	1963	1514	1717
Day Total	3065		3140		3213		3330		3408		3231	
AM Pct	48.9%		50.8%		47.7%		44.9%		42.4%		46.9%	
Peak Hour	7:45	12:30	7:45	17:15	8:15	18:15	8:45	18:30	7:45	15:45	7:45	18:15
Peak Volume	308	204	318	222	327	228	303	262	281	239	297	214
P.H.F	0.7549	0.9273	0.9138	0.8952	0.9290	0.9344	0.8707	0.8733	0.8169	0.8536	0.8735	0.9554

AECOM

7:00-8:00 AM	239	174	275	164	222	201	220	213	230	239	237	198
7:15-8:15 AM	274	175	310	145	237	195	249	217	253	232	265	193
7:30-8:30 AM	297	197	309	161	267	184	248	245	256	202	275	198
7:45-8:45 AM	308	189	318	181	302	180	278	225	281	194	297	194
8:00-9:00 AM	276	193	316	198	315	186	275	216	251	200	287	199

4:00-5:00 PM	239	174	275	164	222	201	220	213	230	239	237	198
4:15-5:15 PM	274	175	310	145	237	195	249	217	253	232	265	193
4:30-5:30 PM	297	197	309	161	267	184	248	245	256	202	275	198
4:45-5:45 PM	308	189	318	181	302	180	278	225	281	194	297	194
5:00-6:00 PM	276	193	316	198	315	186	275	216	251	200	287	199

Client: AECOM SJ
 File Number: 7 -GALVEZ ST NB-OUT
 Route: GALVEZ ST
 Location: S. of ARBORETUM RD

Site Ref: 7
 Direction: NB-OUT

Count Date	10/11/2021		10/12/2021		10/13/2021		10/14/2021		10/15/2021		Average	
Count Time	AM	PM	AM	PM	AM	PM	AM	PM	AM	PM	AM	PM
00:00	8	50	4	42	4	55	3	48	11	60	6	51
00:15	5	42	3	47	1	46	5	55	3	42	3	46
00:30	3	44	2	42	4	55	1	47	5	53	3	48
00:45	3	54	3	45	3	49	2	39	1	59	2	49
01:00	5	61	3	46	4	38	3	44	5	61	4	50
01:15	4	49	5	42	4	62	6	59	4	57	5	54
01:30	5	75	1	67	3	47	9	65	5	62	5	63
01:45	2	43	4	48	4	46	2	41	3	54	3	46
02:00	2	59	5	42	3	56	5	57	4	67	4	56
02:15	1	38	4	41	6	46	4	54	3	67	4	49
02:30	5	93	12	93	8	93	8	69	9	97	8	89
02:45	1	60	3	61	2	65	4	63	3	61	3	62
03:00	1	55	1	69	3	87	1	69	2	73	2	71
03:15	2	73	1	76	1	95	1	94	1	87	1	85
03:30	0	73	0	86	1	65	1	71	0	79	0	75
03:45	1	67	0	58	1	78	1	78	2	73	1	71
04:00	2	87	1	74	5	82	0	73	0	88	2	81
04:15	4	77	2	84	2	94	1	90	1	83	2	86
04:30	5	72	7	79	3	94	6	93	6	94	5	86
04:45	1	72	1	84	2	97	2	91	3	90	2	87
05:00	2	102	1	110	3	101	0	123	4	99	2	107
05:15	4	107	1	109	2	101	1	96	2	97	2	102
05:30	3	88	3	113	1	84	2	94	2	110	2	98
05:45	5	97	4	97	5	109	3	93	4	112	4	102
06:00	7	85	8	76	8	88	7	90	7	89	7	86
06:15	6	104	0	101	1	97	5	114	4	103	3	104
06:30	4	76	7	77	5	83	14	97	6	71	7	81
06:45	13	82	17	79	19	81	12	97	14	74	15	83
07:00	14	71	14	64	16	71	16	75	16	74	15	71
07:15	19	62	21	79	16	69	16	62	17	58	18	66
07:30	22	70	17	71	20	66	19	65	10	56	18	66
07:45	21	56	27	48	17	54	21	49	18	52	21	52
08:00	29	41	26	53	25	56	36	55	28	36	29	48
08:15	22	38	27	54	25	36	23	54	18	38	23	44
08:30	25	33	21	25	31	51	28	36	24	40	26	37
08:45	27	34	24	42	25	43	30	40	23	25	26	37
09:00	37	25	35	36	34	37	31	29	24	20	32	29
09:15	26	25	20	22	32	52	33	39	31	36	28	35
09:30	33	27	35	36	30	36	25	72	32	53	31	45
09:45	32	20	27	19	37	22	26	115	33	31	31	41
10:00	19	24	31	30	26	24	28	57	28	24	26	32
10:15	23	18	23	14	29	14	32	29	33	21	28	19
10:30	32	10	33	15	22	16	30	23	35	27	30	18
10:45	29	11	26	10	35	17	32	18	38	10	32	13
11:00	34	6	32	10	35	9	27	22	48	14	35	12
11:15	50	8	28	8	37	15	48	18	34	12	39	12
11:30	53	13	46	6	41	7	38	12	60	11	48	10
11:45	46	3	46	4	38	7	50	8	44	5	45	5
Totals	697	2580	662	2634	679	2796	698	2982	708	2805	689	2759
Day Total	3277		3296		3475		3680		3513		3448	
AM Pct	21.3%		20.1%		19.5%		19.0%		20.2%		20.0%	
Peak Hour	11:00	17:00	11:00	17:00	11:00	17:00	11:00	17:00	11:00	17:00	11:00	17:00
Peak Volume	183	394	152	429	151	395	163	406	186	418	167	409
P.H.F	0.8632	0.9206	0.8261	0.9491	0.9207	0.9060	0.8150	0.8252	0.7750	0.9330	0.8698	0.9556

AECOM

7:00-8:00 AM	76	308	79	321	69	367	72	347	61	355	71	340
7:15-8:15 AM	91	323	91	357	78	386	92	397	73	366	85	366
7:30-8:30 AM	94	353	97	382	87	393	99	403	74	380	90	382
7:45-8:45 AM	97	369	101	416	98	383	108	404	88	396	98	394
8:00-9:00 AM	103	394	98	429	106	395	117	406	93	418	103	408

4:00-5:00 PM	76	308	79	321	69	367	72	347	61	355	71	340
4:15-5:15 PM	91	323	91	357	78	386	92	397	73	366	85	366
4:30-5:30 PM	94	353	97	382	87	393	99	403	74	380	90	382
4:45-5:45 PM	97	369	101	416	98	383	108	404	88	396	98	394
5:00-6:00 PM	103	394	98	429	106	395	117	406	93	418	103	408

Client: AECOM SJ
 File Number: 8 -SERRA ST SB-IN
 Route: SERRA ST
 Location: SW. of EL CAMINO REAL

Site Ref: 8
 Direction: SB-IN

Count Date	10/11/2021		10/12/2021		10/13/2021		10/14/2021		10/15/2021		Average	
Count Time	AM	PM	AM	PM	AM	PM	AM	PM	AM	PM	AM	PM
00:00	10	34	6	32	9	31	6	40	13	42	9	36
00:15	7	35	4	29	8	36	10	41	14	35	9	35
00:30	6	34	7	39	7	51	12	44	7	34	8	40
00:45	12	48	2	40	10	33	8	53	9	44	8	44
01:00	6	32	4	47	5	50	5	48	11	31	6	42
01:15	5	44	3	28	6	43	5	29	2	54	4	40
01:30	2	26	2	25	1	32	3	27	8	36	3	29
01:45	9	40	2	34	0	39	1	38	8	35	4	37
02:00	2	34	2	28	2	41	3	24	7	33	3	32
02:15	5	30	0	37	1	33	0	32	0	46	1	36
02:30	2	28	0	33	1	33	3	30	5	47	2	34
02:45	1	31	1	36	1	36	1	29	0	47	1	36
03:00	4	31	1	27	1	27	1	36	0	46	1	33
03:15	0	34	1	37	1	31	0	28	1	35	1	33
03:30	0	33	1	38	3	32	0	38	3	48	1	38
03:45	2	42	2	41	2	30	1	37	0	44	1	39
04:00	2	41	3	35	1	32	2	38	8	76	3	44
04:15	3	43	2	39	2	41	3	48	1	59	2	46
04:30	6	42	6	50	7	33	5	33	5	46	6	41
04:45	6	44	6	30	7	48	10	43	7	63	7	46
05:00	6	38	7	41	4	49	3	34	8	69	6	46
05:15	12	38	14	37	14	42	14	59	14	58	14	47
05:30	14	43	18	47	19	39	12	47	18	41	16	43
05:45	32	42	23	45	26	59	33	63	28	39	28	50
06:00	15	49	6	54	7	51	11	57	14	65	11	55
06:15	12	41	17	48	16	50	19	59	11	59	15	51
06:30	20	29	22	40	13	41	34	64	20	58	22	46
06:45	20	31	17	38	23	40	23	67	26	46	22	44
07:00	11	39	21	37	17	36	14	57	20	47	17	43
07:15	27	39	26	46	22	44	18	65	21	54	23	50
07:30	38	36	37	33	42	49	28	47	33	56	36	44
07:45	56	34	55	37	45	49	55	36	48	51	52	41
08:00	29	37	37	33	45	47	53	54	37	49	40	44
08:15	37	25	41	36	53	41	36	38	46	41	43	36
08:30	45	30	48	30	53	38	61	37	51	47	52	36
08:45	37	35	40	27	39	42	37	37	40	54	39	39
09:00	54	30	39	28	49	34	35	35	49	52	45	36
09:15	33	33	32	25	41	23	45	37	37	51	38	34
09:30	43	24	40	27	46	26	42	37	39	44	42	32
09:45	44	22	24	22	35	26	36	37	34	31	35	28
10:00	36	14	24	25	33	28	34	30	40	40	33	27
10:15	29	14	37	23	37	24	39	21	40	41	36	25
10:30	35	13	24	14	36	15	22	22	29	30	29	19
10:45	36	13	31	13	32	22	36	16	34	20	34	17
11:00	33	8	27	12	23	20	28	20	43	27	31	17
11:15	41	7	28	13	45	12	40	22	43	20	39	15
11:30	30	10	37	7	33	17	33	12	49	13	36	12
11:45	36	9	36	7	23	20	45	15	43	14	37	13
Totals	951	1509	863	1550	946	1716	965	1861	1024	2118	950	1751
Day Total	2460		2413		2662		2826		3142		2701	
AM Pct	38.7%		35.8%		35.5%		34.1%		32.6%		35.2%	
Peak Hour	9:00	17:30	7:45	17:30	7:45	17:45	7:45	18:30	8:15	16:00	7:45	17:45
Peak Volume	174	175	181	194	196	201	205	253	186	244	187	202
P.H.F	0.8056	0.8929	0.8227	0.8981	0.9245	0.8517	0.8402	0.9440	0.9118	0.8026	0.8990	0.9182

AECOM

7:00-8:00 AM	132	170	139	154	126	154	115	162	122	244	127	177
7:15-8:15 AM	150	167	155	160	154	171	154	158	139	237	150	179
7:30-8:30 AM	160	162	170	158	185	172	172	169	164	236	170	179
7:45-8:45 AM	167	163	181	155	196	178	205	183	182	231	186	182
8:00-9:00 AM	148	161	166	170	190	189	187	203	174	207	173	186

4:00-5:00 PM	132	170	139	154	126	154	115	162	122	244	127	177
4:15-5:15 PM	150	167	155	160	154	171	154	158	139	237	150	179
4:30-5:30 PM	160	162	170	158	185	172	172	169	164	236	170	179
4:45-5:45 PM	167	163	181	155	196	178	205	183	182	231	186	182
5:00-6:00 PM	148	161	166	170	190	189	187	203	174	207	173	186

Client: AECOM SJ
 File Number: 8 -SERRA ST NB-OUT
 Route: SERRA ST
 Location: SW. of EL CAMINO REAL

Site Ref: 8
 Direction: NB-OUT

Count Date	10/11/2021		10/12/2021		10/13/2021		10/14/2021		10/15/2021		Average	
Count Time	AM	PM	AM	PM	AM	PM	AM	PM	AM	PM	AM	PM
00:00	10	65	8	50	8	39	10	42	15	53	10	50
00:15	7	52	5	40	10	45	10	46	9	64	8	49
00:30	4	50	6	51	12	41	11	29	22	52	11	45
00:45	7	35	4	37	9	46	7	46	15	63	8	45
01:00	12	49	5	39	7	41	8	43	11	39	9	42
01:15	9	51	6	44	11	55	6	54	4	50	7	51
01:30	3	52	5	47	6	55	9	44	14	53	7	50
01:45	5	38	4	50	1	40	2	52	11	54	5	47
02:00	4	45	1	35	3	39	4	41	10	46	4	41
02:15	3	46	7	41	9	43	8	40	10	44	7	43
02:30	8	55	8	59	7	52	3	46	2	91	6	61
02:45	1	49	1	52	1	59	2	54	2	76	1	58
03:00	4	61	2	59	2	48	3	70	4	83	3	64
03:15	0	67	1	60	1	62	1	75	3	81	1	69
03:30	1	68	0	59	2	67	0	64	1	88	1	69
03:45	0	63	2	55	4	58	4	45	1	69	2	58
04:00	2	63	3	60	2	63	1	70	1	94	2	70
04:15	1	70	1	51	2	71	0	65	2	78	1	67
04:30	9	64	3	77	5	74	2	75	7	90	5	76
04:45	2	66	3	73	1	70	4	69	2	99	2	75
05:00	2	72	3	85	3	82	0	80	2	96	2	83
05:15	6	73	9	84	7	87	5	86	6	121	7	90
05:30	6	79	2	71	7	81	4	98	4	112	5	88
05:45	13	78	9	78	6	91	13	68	9	106	10	84
06:00	12	75	12	89	7	74	13	96	4	104	10	88
06:15	9	78	7	84	8	95	10	91	13	112	9	92
06:30	13	90	13	82	8	77	16	99	19	116	14	93
06:45	13	62	11	78	8	98	12	70	19	105	13	83
07:00	13	53	13	49	10	80	12	84	12	98	12	73
07:15	8	59	14	74	11	76	16	81	14	92	13	76
07:30	22	64	23	59	20	65	29	71	22	89	23	70
07:45	25	52	31	58	22	66	34	70	26	80	28	65
08:00	37	46	40	68	28	74	33	64	32	76	34	66
08:15	23	39	21	46	31	50	22	52	35	64	26	50
08:30	25	45	22	44	32	60	28	61	34	60	28	54
08:45	33	41	39	46	27	47	20	34	37	50	31	44
09:00	43	40	26	56	44	41	27	49	26	55	33	48
09:15	37	40	35	44	34	41	25	37	42	54	35	43
09:30	33	27	32	46	39	46	30	85	38	56	34	52
09:45	36	31	33	35	30	34	27	66	44	39	34	41
10:00	39	27	34	26	32	28	44	45	37	29	37	31
10:15	30	31	31	26	36	20	33	34	38	28	34	28
10:30	38	24	31	27	32	23	35	28	40	33	35	27
10:45	26	19	32	26	21	22	24	26	31	29	27	24
11:00	41	18	34	19	32	27	34	23	40	24	36	22
11:15	39	12	36	20	37	22	34	22	48	24	39	20
11:30	54	12	38	9	42	8	51	16	42	15	45	12
11:45	47	12	35	10	51	28	51	17	41	22	45	18
Totals	815	2408	741	2478	768	2611	777	2723	901	3256	800	2695
Day Total	3223		3219		3379		3500		4157		3496	
AM Pct	25.3%		23.0%		22.7%		22.2%		21.7%		22.9%	
Peak Hour	11:00	17:45	11:00	17:45	11:00	18:15	11:00	18:00	11:00	17:15	11:00	17:45
Peak Volume	181	321	143	333	162	350	170	356	171	443	165	357
P.H.F	0.8380	0.8917	0.9408	0.9354	0.7941	0.8929	0.8333	0.8990	0.8906	0.9153	0.9167	0.9597

AECOM

7:00-8:00 AM	68	263	81	261	63	278	91	279	74	361	75	288
7:15-8:15 AM	92	272	108	286	81	297	112	289	94	363	97	301
7:30-8:30 AM	107	275	115	319	101	313	118	310	115	406	111	325
7:45-8:45 AM	110	290	114	313	113	320	117	333	127	428	116	337
8:00-9:00 AM	118	302	122	318	118	341	103	332	138	435	120	346

4:00-5:00 PM	68	263	81	261	63	278	91	279	74	361	75	288
4:15-5:15 PM	92	272	108	286	81	297	112	289	94	363	97	301
4:30-5:30 PM	107	275	115	319	101	313	118	310	115	406	111	325
4:45-5:45 PM	110	290	114	313	113	320	117	333	127	428	116	337
5:00-6:00 PM	118	302	122	318	118	341	103	332	138	435	120	346

Client: AECOM SJ
 File Number: 9 -YALE ST WB-IN
 Route: YALE ST
 Location: W. of STANFORD AVE

Site Ref: 9
 Direction: WB-IN

Count Date	10/11/2021		10/12/2021		10/13/2021		10/14/2021		10/15/2021		Average	
Count Time	AM	PM	AM	PM	AM	PM	AM	PM	AM	PM	AM	PM
00:00	1	11	0	9	0	6	2	9	1	6	1	8
00:15	1	6	1	5	0	5	1	4	2	6	1	5
00:30	0	7	0	7	1	7	0	9	0	9	0	8
00:45	0	9	0	3	0	7	0	11	1	10	0	8
01:00	0	7	0	9	0	4	0	8	1	4	0	6
01:15	0	9	0	10	0	7	0	9	0	11	0	9
01:30	0	6	1	5	0	9	0	10	1	11	0	8
01:45	0	7	0	8	0	7	1	4	0	9	0	7
02:00	0	9	0	4	0	6	0	5	0	12	0	7
02:15	0	8	0	9	0	9	0	4	0	9	0	8
02:30	0	6	0	7	0	7	0	12	1	14	0	9
02:45	0	7	0	8	0	9	0	8	0	11	0	9
03:00	0	7	0	13	0	11	0	7	0	8	0	9
03:15	0	5	0	9	0	13	0	4	0	7	0	8
03:30	0	8	0	9	0	8	0	4	0	7	0	7
03:45	0	1	0	10	0	16	0	11	0	11	0	10
04:00	0	7	0	17	0	10	0	10	1	6	0	10
04:15	0	10	0	13	0	11	0	17	0	11	0	12
04:30	0	6	0	10	0	16	0	5	0	11	0	10
04:45	0	8	0	15	0	13	0	11	0	10	0	11
05:00	0	9	0	9	0	10	0	14	0	14	0	11
05:15	0	13	0	8	0	15	0	17	0	12	0	13
05:30	0	18	1	14	1	16	2	17	0	10	1	15
05:45	1	17	0	15	0	11	0	6	1	21	0	14
06:00	1	8	2	11	1	14	2	13	2	8	2	11
06:15	0	12	2	15	1	15	3	9	1	12	1	13
06:30	3	10	5	9	3	11	4	10	4	9	4	10
06:45	3	7	5	15	2	14	4	7	2	11	3	11
07:00	7	11	3	15	8	14	5	10	8	11	6	12
07:15	9	12	9	13	10	11	7	14	9	13	9	13
07:30	11	12	13	8	5	9	10	13	8	9	9	10
07:45	3	13	9	8	8	9	4	6	10	10	7	9
08:00	12	9	13	10	9	6	10	7	8	14	10	9
08:15	9	5	11	12	15	10	13	12	15	7	13	9
08:30	8	6	15	10	12	6	10	8	11	11	11	8
08:45	6	4	19	5	18	10	18	6	16	12	15	7
09:00	9	6	7	9	11	2	12	5	8	12	9	7
09:15	3	5	9	5	6	6	9	4	9	7	7	5
09:30	5	2	7	6	6	5	17	6	5	13	8	6
09:45	2	7	5	3	7	0	9	4	7	7	6	4
10:00	7	2	8	3	3	4	5	10	6	8	6	5
10:15	10	1	10	3	6	3	4	4	6	10	7	4
10:30	2	1	8	1	2	4	6	5	9	3	5	3
10:45	9	2	4	3	8	2	4	4	8	7	7	4
11:00	4	1	7	1	8	2	10	3	10	3	8	2
11:15	12	2	10	2	7	3	8	2	3	4	8	3
11:30	7	0	1	0	9	1	6	2	3	2	5	1
11:45	7	0	8	1	14	2	6	0	9	5	9	2
Totals	152	339	193	394	181	396	192	380	186	448	181	391
Day Total	491		587		577		572		634		572	
AM Pct	31.0%		32.9%		31.4%		33.6%		29.3%		31.6%	
Peak Hour	7:15	17:00	8:00	16:00	8:15	17:15	8:45	16:45	8:00	17:00	8:00	17:00
Peak Volume	35	57	58	55	56	56	56	59	50	57	49	53
P.H.F	0.7292	0.7917	0.7632	0.8088	0.7778	0.8750	0.7778	0.8676	0.7813	0.6786	0.8167	0.8833

AECOM

7:00-8:00 AM	30	31	34	55	31	50	26	43	35	38	31	43
7:15-8:15 AM	35	33	44	47	32	50	31	47	35	46	35	45
7:30-8:30 AM	35	36	46	42	37	54	37	47	41	47	39	45
7:45-8:45 AM	32	48	48	46	44	54	37	59	44	46	41	51
8:00-9:00 AM	35	57	58	46	54	52	51	54	50	57	50	53

4:00-5:00 PM	30	31	34	55	31	50	26	43	35	38	31	43
4:15-5:15 PM	35	33	44	47	32	50	31	47	35	46	35	45
4:30-5:30 PM	35	36	46	42	37	54	37	47	41	47	39	45
4:45-5:45 PM	32	48	48	46	44	54	37	59	44	46	41	51
5:00-6:00 PM	35	57	58	46	54	52	51	54	50	57	50	53

Client: AECOM SJ
 File Number: 9 -YALE ST EB-OUT
 Route: YALE ST
 Location: W. of STANFORD AVE

Site Ref: 9
 Direction: EB-OUT

Count Date	10/11/2021		10/12/2021		10/13/2021		10/14/2021		10/15/2021		Average	
Count Time	AM	PM	AM	PM	AM	PM	AM	PM	AM	PM	AM	PM
00:00	0	11	0	4	0	8	1	5	1	6	0	7
00:15	0	5	0	4	0	6	0	9	1	14	0	8
00:30	0	4	0	8	0	3	0	5	1	10	0	6
00:45	2	10	0	3	0	6	0	10	1	7	1	7
01:00	1	7	0	4	0	9	0	8	1	13	0	8
01:15	1	4	0	7	0	7	0	6	0	6	0	6
01:30	0	4	1	6	0	6	0	7	2	7	1	6
01:45	0	3	0	2	0	4	0	5	1	8	0	4
02:00	0	4	0	8	0	6	1	9	1	14	0	8
02:15	0	8	0	4	0	9	0	7	0	11	0	8
02:30	0	8	0	2	0	5	0	8	0	8	0	6
02:45	0	5	0	8	0	6	0	5	1	11	0	7
03:00	0	2	0	7	0	4	0	5	0	8	0	5
03:15	0	12	0	6	0	9	0	8	0	7	0	8
03:30	0	7	0	8	0	12	0	4	0	10	0	8
03:45	0	4	0	8	0	13	0	11	0	12	0	10
04:00	0	5	0	10	0	8	0	9	1	15	0	9
04:15	0	7	0	4	0	6	0	6	0	9	0	6
04:30	0	11	0	14	0	13	0	14	0	7	0	12
04:45	0	13	1	15	0	10	0	8	0	8	0	11
05:00	0	10	1	9	1	11	2	9	1	11	1	10
05:15	1	8	0	8	0	10	0	7	0	11	0	9
05:30	0	7	0	15	0	11	0	12	0	11	0	11
05:45	0	14	2	11	2	11	1	16	3	18	2	14
06:00	4	14	1	14	2	10	1	11	0	10	2	12
06:15	0	7	1	10	0	8	3	11	1	14	1	10
06:30	1	11	1	16	0	11	1	6	1	10	1	11
06:45	2	6	5	8	3	7	1	8	1	16	2	9
07:00	2	7	3	7	4	10	6	4	3	13	4	8
07:15	2	9	3	8	3	4	4	10	3	10	3	8
07:30	4	6	10	5	9	8	12	3	5	13	8	7
07:45	8	3	10	7	8	4	9	4	8	8	9	5
08:00	11	6	12	9	12	6	5	3	7	7	9	6
08:15	9	5	6	1	4	2	6	7	6	8	6	5
08:30	6	3	15	7	11	4	11	6	7	4	10	5
08:45	7	2	8	4	8	3	10	2	13	5	9	3
09:00	5	6	5	3	11	4	13	1	3	3	7	3
09:15	5	1	8	1	5	6	11	1	6	5	7	3
09:30	8	4	6	2	7	1	5	2	9	5	7	3
09:45	5	0	4	2	5	2	10	4	2	5	5	3
10:00	3	1	8	1	1	2	13	4	5	1	6	2
10:15	8	1	11	3	6	2	3	4	6	4	7	3
10:30	6	1	6	0	7	1	8	0	10	4	7	1
10:45	9	1	10	0	5	0	4	2	4	2	6	1
11:00	3	1	2	0	9	1	6	2	2	6	4	2
11:15	3	0	6	2	8	2	4	0	5	1	5	1
11:30	7	0	4	1	9	0	6	1	8	3	7	1
11:45	7	0	5	0	5	0	6	1	10	2	7	1
Totals	130	268	155	286	145	291	163	290	140	401	147	307
Day Total	398		441		436		453		541		454	
AM Pct	32.7%		35.1%		33.3%		36.0%		25.9%		32.3%	
Peak Hour	7:45	17:45	7:45	17:45	7:45	16:30	8:30	17:30	8:00	17:30	7:45	17:30
Peak Volume	34	46	43	51	35	44	45	50	33	53	34	47
P.H.F	0.7727	0.8214	0.7167	0.7969	0.7292	0.8462	0.8654	0.7813	0.6346	0.7361	0.8500	0.8393

AECOM

7:00-8:00 AM	16	36	26	43	24	37	31	37	19	39	23	38
7:15-8:15 AM	25	41	35	42	32	40	30	37	23	35	29	39
7:30-8:30 AM	32	42	38	46	33	44	32	38	26	37	32	41
7:45-8:45 AM	34	38	43	47	35	42	31	36	28	41	34	41
8:00-9:00 AM	33	39	41	43	35	43	32	44	33	51	35	44

4:00-5:00 PM	16	36	26	43	24	37	31	37	19	39	23	38
4:15-5:15 PM	25	41	35	42	32	40	30	37	23	35	29	39
4:30-5:30 PM	32	42	38	46	33	44	32	38	26	37	32	41
4:45-5:45 PM	34	38	43	47	35	42	31	36	28	41	34	41
5:00-6:00 PM	33	39	41	43	35	43	32	44	33	51	35	44

Client: AECOM SJ
 File Number: 10 -WELLESLEY ST WB-IN
 Route: WELLESLEY ST
 Location: W. of STANFORD AVE

Site Ref: 10
 Direction: WB-IN

Count Date	10/11/2021		10/12/2021		10/13/2021		10/14/2021		10/15/2021		Average	
Count Time	AM	PM	AM	PM	AM	PM	AM	PM	AM	PM	AM	PM
00:00	2	6	1	6	0	7	1	6	1	5	1	6
00:15	2	4	0	4	1	3	0	2	1	4	1	3
00:30	1	6	1	4	0	3	0	7	3	9	1	6
00:45	1	1	1	2	1	4	0	1	1	3	1	2
01:00	2	3	0	2	1	6	0	5	0	8	1	5
01:15	2	4	0	8	0	5	2	7	0	3	1	5
01:30	0	4	1	3	0	2	0	2	0	4	0	3
01:45	0	5	1	2	0	5	0	3	2	2	1	3
02:00	1	3	0	4	2	6	0	3	2	5	1	4
02:15	0	2	1	2	0	6	0	3	2	6	1	4
02:30	0	4	0	8	0	3	0	2	0	9	0	5
02:45	0	3	0	2	0	1	0	4	0	11	0	4
03:00	0	4	0	2	0	5	0	3	0	8	0	4
03:15	0	3	0	2	0	4	0	6	1	1	0	3
03:30	0	4	0	3	0	7	0	3	1	6	0	5
03:45	0	3	0	4	0	7	0	1	1	3	0	4
04:00	1	2	0	6	0	4	0	4	0	7	0	5
04:15	0	3	0	3	0	7	0	2	0	5	0	4
04:30	0	13	0	4	0	6	0	7	0	8	0	8
04:45	0	3	1	5	0	2	0	4	1	8	0	4
05:00	0	6	0	2	0	7	0	7	1	7	0	6
05:15	1	6	0	8	1	5	0	11	0	10	0	8
05:30	1	5	0	7	0	5	0	7	0	8	0	6
05:45	0	6	0	6	0	9	0	12	0	2	0	7
06:00	1	7	0	8	0	4	1	8	1	3	1	6
06:15	4	7	0	8	1	11	1	12	1	13	1	10
06:30	0	6	2	9	0	8	1	6	1	10	1	8
06:45	0	8	1	12	1	7	0	5	0	12	0	9
07:00	0	4	0	5	1	9	1	12	0	4	0	7
07:15	0	12	1	6	1	7	0	11	2	6	1	8
07:30	1	7	3	10	1	6	3	4	2	7	2	7
07:45	0	8	5	5	2	13	3	5	1	12	2	9
08:00	2	9	0	5	6	6	2	8	5	12	3	8
08:15	1	4	2	5	1	6	5	5	4	9	3	6
08:30	0	5	3	7	3	7	4	3	1	4	2	5
08:45	4	5	2	4	2	4	2	7	1	11	2	6
09:00	5	2	3	4	5	5	3	7	3	3	4	4
09:15	3	4	3	7	1	2	1	6	1	7	2	5
09:30	1	3	3	5	1	4	2	3	5	8	2	5
09:45	2	4	3	4	3	3	5	3	1	2	3	3
10:00	2	1	2	2	2	2	2	4	2	9	2	4
10:15	6	5	4	4	2	3	2	5	3	6	3	5
10:30	5	2	5	0	3	1	2	2	4	7	4	2
10:45	2	1	2	1	3	2	1	1	2	0	2	1
11:00	8	5	4	2	0	1	4	1	4	6	4	3
11:15	3	0	3	4	2	1	3	3	9	4	4	2
11:30	3	0	0	0	4	0	2	2	3	3	2	1
11:45	5	0	3	2	4	2	2	1	1	3	3	2
Totals	72	212	61	218	55	233	55	236	74	303	63	240
Day Total	284		279		288		291		377		304	
AM Pct	25.4%		21.9%		19.1%		18.9%		19.6%		20.9%	
Peak Hour	10:15	19:15	10:15	18:00	7:45	18:15	7:45	17:30	10:30	19:30	10:30	18:15
Peak Volume	21	36	15	37	12	35	14	39	19	40	14	34
P.H.F	0.6563	0.7500	0.7500	0.7708	0.5000	0.7955	0.7000	0.8125	0.5278	0.8333	0.8750	0.8500

AECOM

7:00-8:00 AM	1	21	9	18	5	19	7	17	5	28	5	21
7:15-8:15 AM	3	25	9	14	10	22	8	20	10	28	8	22
7:30-8:30 AM	4	28	10	19	10	20	13	29	12	33	10	26
7:45-8:45 AM	3	20	10	22	12	19	14	29	11	33	10	25
8:00-9:00 AM	7	23	7	23	12	26	13	37	11	27	10	27

4:00-5:00 PM	1	21	9	18	5	19	7	17	5	28	5	21
4:15-5:15 PM	3	25	9	14	10	22	8	20	10	28	8	22
4:30-5:30 PM	4	28	10	19	10	20	13	29	12	33	10	26
4:45-5:45 PM	3	20	10	22	12	19	14	29	11	33	10	25
5:00-6:00 PM	7	23	7	23	12	26	13	37	11	27	10	27

Client: AECOM SJ
 File Number: 10 -WELLESLEY ST EB-OUT
 Route: WELLESLEY ST
 Location: W. of STANFORD AVE

Site Ref: 10
 Direction: EB-OUT

Count Date	10/11/2021		10/12/2021		10/13/2021		10/14/2021		10/15/2021		Average	
Count Time	AM	PM	AM	PM	AM	PM	AM	PM	AM	PM	AM	PM
00:00	1	4	0	7	0	4	0	3	0	4	0	4
00:15	2	1	0	11	0	3	0	4	1	1	1	4
00:30	1	3	1	3	0	5	0	5	1	4	1	4
00:45	0	1	0	4	0	5	0	4	0	5	0	4
01:00	0	4	0	7	0	7	1	4	0	4	0	5
01:15	0	4	0	5	0	7	0	3	0	4	0	5
01:30	1	1	0	5	0	11	0	5	0	8	0	6
01:45	0	1	0	0	0	3	0	4	0	1	0	2
02:00	0	1	0	0	1	9	0	5	0	0	0	3
02:15	0	4	0	8	0	4	0	5	0	9	0	6
02:30	0	11	0	5	0	5	0	1	0	3	0	5
02:45	0	11	0	9	0	7	0	7	0	7	0	8
03:00	0	3	0	1	0	7	0	8	0	8	0	5
03:15	0	7	0	9	0	9	0	5	0	11	0	8
03:30	0	11	0	7	0	7	0	4	0	7	0	7
03:45	0	5	0	7	0	11	0	3	0	5	0	6
04:00	0	3	0	3	0	7	0	7	0	7	0	5
04:15	0	9	0	5	0	14	0	14	0	14	0	11
04:30	0	8	0	12	0	7	0	4	0	7	0	8
04:45	1	4	0	4	0	5	0	7	0	4	0	5
05:00	0	11	1	1	0	8	1	5	1	8	1	7
05:15	0	18	0	12	3	19	1	8	0	14	1	14
05:30	1	8	1	15	1	5	0	8	0	7	1	9
05:45	0	4	0	8	0	7	1	9	1	11	0	8
06:00	0	8	0	9	0	9	0	11	0	9	0	9
06:15	1	5	1	7	0	8	1	5	3	11	1	7
06:30	0	4	0	3	0	1	1	3	1	5	0	3
06:45	0	11	3	7	0	12	0	4	0	9	1	9
07:00	0	4	1	4	3	5	0	5	0	3	1	4
07:15	3	7	1	5	3	4	4	7	3	11	3	7
07:30	1	5	3	4	4	4	5	7	1	9	3	6
07:45	7	4	1	1	7	9	1	5	5	3	4	4
08:00	9	0	7	8	7	3	9	0	9	1	8	2
08:15	3	1	7	5	8	4	4	4	7	8	6	4
08:30	3	4	4	5	7	4	4	0	4	4	4	3
08:45	4	5	4	1	5	3	4	0	7	1	5	2
09:00	7	0	5	1	4	1	4	0	11	4	6	1
09:15	1	1	4	3	4	0	1	1	4	3	3	2
09:30	5	0	1	1	3	5	4	1	4	1	3	2
09:45	7	5	4	1	3	3	5	1	3	0	4	2
10:00	5	0	8	1	4	3	7	1	7	3	6	2
10:15	5	1	7	3	1	1	5	4	4	1	4	2
10:30	1	1	4	0	3	0	5	0	1	1	3	0
10:45	4	0	1	1	4	1	3	0	7	3	4	1
11:00	3	1	1	0	1	5	7	0	1	1	3	1
11:15	4	0	5	1	1	1	5	3	5	0	4	1
11:30	3	0	4	0	5	0	4	0	7	0	5	0
11:45	5	0	1	0	4	1	5	0	1	0	3	0
Totals	88	204	80	219	86	263	92	194	99	244	89	225
Day Total	292		299		349		286		343		314	
AM Pct	30.1%		26.8%		24.6%		32.2%		28.9%		28.4%	
Peak Hour	7:45	16:30	9:45	17:15	7:45	17:15	9:45	17:15	8:15	17:15	8:00	17:15
Peak Volume	22	41	23	44	29	40	22	36	29	41	23	40
P.H.F	0.6111	0.5694	0.7188	0.7333	0.9063	0.5263	0.7857	0.8182	0.6591	0.7321	0.7188	0.7143

AECOM

7:00-8:00 AM	11	24	6	24	17	33	10	32	9	32	11	29
7:15-8:15 AM	20	32	12	22	21	34	19	30	18	33	18	30
7:30-8:30 AM	20	41	18	29	26	39	19	24	22	33	21	33
7:45-8:45 AM	22	41	19	32	29	37	18	28	25	33	23	34
8:00-9:00 AM	19	41	22	36	27	39	21	30	27	40	23	37

4:00-5:00 PM	11	24	6	24	17	33	10	32	9	32	11	29
4:15-5:15 PM	20	32	12	22	21	34	19	30	18	33	18	30
4:30-5:30 PM	20	41	18	29	26	39	19	24	22	33	21	33
4:45-5:45 PM	22	41	19	32	29	37	18	28	25	33	23	34
5:00-6:00 PM	19	41	22	36	27	39	21	30	27	40	23	37

Client: AECOM SJ
 File Number: 11 - OBERLIN ST WB-IN
 Route: OBERLIN ST
 Location: W. of STANFORD AVE

Site Ref: 11
 Direction: WB-IN

Count Date	10/11/2021		10/12/2021		10/13/2021		10/14/2021		10/15/2021		Average	
Count Time	AM	PM	AM	PM	AM	PM	AM	PM	AM	PM	AM	PM
00:00	1	3	0	2	2	4	1	4	0	0	1	3
00:15	1	4	1	1	1	1	1	3	1	2	1	2
00:30	1	0	0	1	2	3	1	2	0	1	1	1
00:45	0	1	1	3	0	7	1	1	0	1	0	3
01:00	0	1	0	4	0	8	0	1	0	2	0	3
01:15	0	2	0	7	0	6	1	2	0	3	0	4
01:30	0	1	0	0	0	12	0	5	0	2	0	4
01:45	0	4	0	2	0	1	0	2	0	1	0	2
02:00	1	6	1	5	0	1	0	5	0	5	0	4
02:15	0	8	0	7	0	2	0	11	1	13	0	8
02:30	0	3	0	7	0	1	0	6	0	6	0	5
02:45	0	6	0	2	0	4	0	6	0	8	0	5
03:00	0	3	0	2	0	2	0	2	0	4	0	3
03:15	0	6	0	4	0	4	0	0	0	2	0	3
03:30	0	3	0	4	0	3	0	6	0	2	0	4
03:45	0	0	0	4	0	4	1	0	1	4	0	2
04:00	0	4	0	2	0	5	0	2	0	3	0	3
04:15	0	3	0	1	0	3	1	1	0	4	0	2
04:30	0	5	0	2	0	2	0	4	0	1	0	3
04:45	0	3	0	2	0	7	0	5	0	5	0	4
05:00	0	1	0	1	0	5	1	3	0	7	0	3
05:15	0	2	0	1	0	2	0	2	0	5	0	2
05:30	1	3	1	6	0	6	0	2	1	5	1	4
05:45	2	8	3	6	2	7	3	3	1	10	2	7
06:00	1	4	0	7	3	3	1	3	2	4	1	4
06:15	0	5	0	10	0	2	0	4	0	3	0	5
06:30	0	2	0	8	0	5	0	1	0	2	0	4
06:45	1	6	2	8	1	2	3	2	1	2	2	4
07:00	2	1	0	3	5	6	3	2	4	7	3	4
07:15	1	3	5	1	2	7	4	3	3	4	3	4
07:30	4	5	5	1	5	4	1	3	2	3	3	3
07:45	18	4	21	3	21	5	15	3	15	6	18	4
08:00	30	2	30	2	27	2	39	1	26	2	30	2
08:15	7	2	7	0	7	3	8	7	9	1	8	3
08:30	3	1	7	2	10	3	5	2	4	3	6	2
08:45	8	5	8	1	4	2	2	0	5	4	5	2
09:00	3	3	5	0	6	5	5	2	3	3	4	3
09:15	2	1	1	1	7	2	3	1	2	3	3	2
09:30	3	1	7	1	3	1	4	0	4	2	4	1
09:45	2	2	1	1	1	3	2	1	4	5	2	2
10:00	2	1	5	0	4	2	4	0	5	1	4	1
10:15	6	1	1	3	3	0	1	1	1	1	2	1
10:30	3	0	0	0	1	1	0	3	1	3	1	1
10:45	3	0	5	0	4	0	4	1	4	4	4	1
11:00	5	1	1	0	4	2	4	1	3	3	3	1
11:15	5	1	2	0	2	0	3	3	6	3	4	1
11:30	2	2	4	0	5	0	3	1	4	1	4	1
11:45	3	0	3	0	1	1	2	1	1	3	2	1
Totals	121	133	127	128	133	161	127	124	114	169	124	143
Day Total	254		255		294		251		283		267	
AM Pct	47.6%		49.8%		45.2%		50.6%		40.3%		46.5%	
Peak Hour	7:30	14:00	7:45	18:00	7:45	12:45	7:45	14:00	7:45	14:00	7:45	14:00
Peak Volume	59	23	65	33	65	33	67	28	54	32	62	22
P.H.F	0.4917	0.7188	0.5417	0.8250	0.6019	0.6875	0.4295	0.6364	0.5192	0.6154	0.5167	0.6875

AECOM

7:00-8:00 AM	25	15	31	7	33	17	23	12	24	13	27	13
7:15-8:15 AM	53	12	61	6	55	17	59	13	46	17	55	13
7:30-8:30 AM	59	11	63	6	60	16	63	14	52	18	59	13
7:45-8:45 AM	58	9	65	10	65	20	67	12	54	22	62	15
8:00-9:00 AM	48	14	52	14	48	20	54	10	44	27	49	17

4:00-5:00 PM	25	15	31	7	33	17	23	12	24	13	27	13
4:15-5:15 PM	53	12	61	6	55	17	59	13	46	17	55	13
4:30-5:30 PM	59	11	63	6	60	16	63	14	52	18	59	13
4:45-5:45 PM	58	9	65	10	65	20	67	12	54	22	62	15
5:00-6:00 PM	48	14	52	14	48	20	54	10	44	27	49	17

Client: AECOM SJ
 File Number: 11 - OBERLIN ST EB-OUT
 Route: OBERLIN ST
 Location: W. of STANFORD AVE

Site Ref: 11
 Direction: EB-OUT

Count Date	10/11/2021		10/12/2021		10/13/2021		10/14/2021		10/15/2021		Average	
Count Time	AM	PM	AM	PM	AM	PM	AM	PM	AM	PM	AM	PM
00:00	2	3	0	5	0	3	0	2	0	3	0	3
00:15	0	1	0	8	0	2	0	3	1	1	0	3
00:30	1	2	1	2	0	4	0	4	1	3	1	3
00:45	0	1	0	3	0	4	0	3	0	4	0	3
01:00	0	3	0	5	0	5	1	3	0	3	0	4
01:15	0	3	0	4	0	5	0	2	0	3	0	3
01:30	1	1	0	4	0	8	0	4	0	6	0	5
01:45	0	1	0	0	0	2	0	3	0	1	0	1
02:00	0	1	0	0	1	7	0	4	0	0	0	2
02:15	0	3	0	6	0	3	0	4	0	7	0	5
02:30	0	8	0	4	0	4	0	1	0	2	0	4
02:45	0	8	0	7	0	5	0	5	0	5	0	6
03:00	0	2	0	1	0	5	0	6	0	6	0	4
03:15	0	5	0	7	0	7	0	4	0	8	0	6
03:30	0	8	0	5	0	5	0	3	0	5	0	5
03:45	0	4	0	5	0	8	0	2	0	4	0	5
04:00	0	2	0	2	0	5	0	5	0	5	0	4
04:15	0	7	0	4	0	10	0	10	0	10	0	8
04:30	0	6	0	9	0	5	0	3	0	5	0	6
04:45	1	3	0	3	0	4	0	5	0	3	0	4
05:00	0	8	1	1	0	6	1	4	1	6	1	5
05:15	0	13	0	9	2	14	1	6	0	10	1	10
05:30	1	6	1	11	1	4	0	6	0	5	1	6
05:45	0	3	0	6	0	5	1	7	1	8	0	6
06:00	0	6	0	7	0	7	0	8	0	7	0	7
06:15	1	4	1	5	0	6	1	4	2	8	1	5
06:30	0	3	0	2	0	1	1	2	1	4	0	2
06:45	0	8	2	5	0	9	0	3	0	7	0	6
07:00	0	3	1	3	2	4	0	4	0	2	1	3
07:15	2	5	1	4	2	3	3	5	2	8	2	5
07:30	1	4	2	3	3	3	4	5	1	7	2	4
07:45	5	3	1	1	5	7	1	4	4	2	3	3
08:00	7	0	5	6	5	2	7	0	7	1	6	2
08:15	2	1	5	4	6	3	3	3	5	6	4	3
08:30	2	3	3	4	5	3	3	0	3	3	3	3
08:45	3	4	3	1	4	2	3	0	5	1	4	2
09:00	5	0	4	1	3	1	3	0	8	3	5	1
09:15	1	1	3	2	3	0	1	1	3	2	2	1
09:30	4	0	1	1	2	4	3	1	3	1	3	1
09:45	5	4	3	1	2	2	4	1	2	0	3	2
10:00	4	0	6	1	3	2	5	1	5	2	5	1
10:15	4	1	5	2	1	1	4	3	3	1	3	2
10:30	1	1	3	0	2	0	4	0	1	1	2	0
10:45	3	0	1	1	3	1	2	0	5	2	3	1
11:00	2	1	1	0	1	4	5	0	1	1	2	1
11:15	3	0	4	1	1	1	4	2	4	0	3	1
11:30	2	0	3	0	4	0	3	0	5	0	3	0
11:45	4	0	1	0	3	1	4	0	1	3	3	1
Totals	67	154	62	166	64	197	72	146	75	185	68	170
Day Total	221		228		261		218		260		238	
AM Pct	30.3%		27.2%		24.5%		33.0%		28.8%		28.6%	
Peak Hour	9:30	16:30	9:45	17:15	7:45	17:15	9:45	17:15	8:15	17:15	8:00	17:15
Peak Volume	17	30	17	33	21	30	17	27	21	30	17	29
P.H.F	0.8500	0.5769	0.7083	0.7500	0.8750	0.5357	0.8500	0.8438	0.6563	0.7500	0.7083	0.7250

AECOM

7:00-8:00 AM	8	18	5	18	12	24	8	23	7	23	8	21
7:15-8:15 AM	15	24	9	17	15	25	15	22	14	24	14	22
7:30-8:30 AM	15	30	13	22	19	29	15	18	17	24	16	25
7:45-8:45 AM	16	30	14	24	21	28	14	21	19	24	17	25
8:00-9:00 AM	14	30	16	27	20	29	16	23	20	29	17	28
4:00-5:00 PM	8	18	5	18	12	24	8	23	7	23	8	21
4:15-5:15 PM	15	24	9	17	15	25	15	22	14	24	14	22
4:30-5:30 PM	15	30	13	22	19	29	15	18	17	24	16	25
4:45-5:45 PM	16	30	14	24	21	28	14	21	19	24	17	25
5:00-6:00 PM	14	30	16	27	20	29	16	23	20	29	17	28

Client: AECOM SJ
 File Number: 12 -OLMSTED RD SB-IN
 Route: OLMSTED RD
 Location: N. of ESCONDIDO RD

Site Ref: 12
 Direction: SB-IN

Count Date	10/11/2021		10/12/2021		10/13/2021		10/14/2021		10/15/2021		Average	
Count Time	AM	PM	AM	PM	AM	PM	AM	PM	AM	PM	AM	PM
00:00	0	1	1	4	0	3	0	3	0	1	0	2
00:15	0	0	0	1	1	3	0	3	0	2	0	2
00:30	0	1	0	1	1	2	1	1	0	3	0	2
00:45	0	1	1	3	1	3	0	0	0	1	0	2
01:00	0	4	0	2	0	8	0	0	0	2	0	3
01:15	0	3	0	0	0	9	0	3	0	4	0	4
01:30	0	0	0	1	0	13	0	2	0	2	0	4
01:45	0	1	0	3	0	2	0	1	0	1	0	2
02:00	0	2	0	3	0	0	0	3	0	0	0	2
02:15	0	9	0	11	0	1	0	14	0	11	0	9
02:30	0	3	0	7	0	0	0	10	0	10	0	6
02:45	0	6	0	8	1	0	0	4	0	6	0	5
03:00	0	5	0	6	0	4	0	6	0	7	0	6
03:15	0	6	0	11	0	12	0	5	0	8	0	8
03:30	0	3	0	4	0	1	0	6	0	0	0	3
03:45	0	3	0	4	0	1	0	1	0	0	0	2
04:00	0	3	0	6	1	6	0	2	0	1	0	4
04:15	0	5	0	4	0	2	1	6	0	4	0	4
04:30	0	3	0	3	0	1	0	1	0	3	0	2
04:45	0	8	0	1	0	4	0	4	0	0	0	3
05:00	0	4	0	2	0	4	0	2	0	9	0	4
05:15	0	4	0	7	0	3	0	6	0	3	0	5
05:30	0	2	0	2	0	0	0	1	0	3	0	2
05:45	0	4	0	2	1	2	0	2	0	2	0	2
06:00	1	0	2	3	1	0	1	0	1	0	1	1
06:15	0	2	0	0	0	1	0	2	0	0	0	1
06:30	0	1	1	4	0	1	0	0	1	1	0	1
06:45	0	0	0	2	1	1	1	1	0	1	0	1
07:00	0	0	1	0	0	0	0	1	0	1	0	0
07:15	1	1	1	1	2	1	1	0	0	1	1	1
07:30	1	2	1	0	4	2	0	2	0	1	1	1
07:45	14	2	17	0	15	2	15	1	12	3	15	2
08:00	29	0	31	0	31	2	31	0	32	0	31	0
08:15	2	0	2	4	6	0	2	2	4	0	3	1
08:30	2	0	4	0	3	0	6	1	1	0	3	0
08:45	4	0	6	0	5	1	2	0	5	1	4	0
09:00	3	0	2	1	2	1	7	1	1	0	3	1
09:15	2	2	1	0	6	1	4	0	3	1	3	1
09:30	3	1	4	0	1	0	1	0	1	0	2	0
09:45	2	0	2	0	0	1	2	0	2	0	2	0
10:00	2	0	0	0	0	0	2	1	1	2	1	1
10:15	1	0	1	0	3	1	1	0	0	0	1	0
10:30	2	1	0	0	1	0	0	0	1	1	1	0
10:45	0	0	2	0	3	0	2	0	1	1	2	0
11:00	2	0	1	0	2	0	1	0	0	1	1	0
11:15	0	0	3	0	1	0	4	1	1	0	2	0
11:30	3	0	3	0	3	1	5	2	4	0	4	1
11:45	0	0	1	0	2	0	4	0	6	0	3	0
Totals	74	93	88	111	98	100	94	101	77	98	86	101
Day Total	167		199		198		195		175		187	
AM Pct	44.3%		44.2%		49.5%		48.2%		44.0%		46.1%	
Peak Hour	7:45	14:15	7:45	14:15	7:30	12:45	7:45	14:15	7:45	14:15	7:45	14:15
Peak Volume	47	23	54	32	56	33	54	34	49	34	52	26
P.H.F	0.4052	0.6389	0.4355	0.7273	0.4516	0.6346	0.4355	0.6071	0.3828	0.7727	0.4194	0.7222

AECOM

7:00-8:00 AM	16	19	20	14	21	13	16	13	12	8	17	13
7:15-8:15 AM	45	20	50	10	52	11	47	13	44	16	48	14
7:30-8:30 AM	46	19	51	13	56	12	48	13	48	15	50	14
7:45-8:45 AM	47	18	54	12	55	11	54	13	49	15	52	14
8:00-9:00 AM	37	14	43	13	45	9	41	11	42	17	42	13

4:00-5:00 PM	16	19	20	14	21	13	16	13	12	8	17	13
4:15-5:15 PM	45	20	50	10	52	11	47	13	44	16	48	14
4:30-5:30 PM	46	19	51	13	56	12	48	13	48	15	50	14
4:45-5:45 PM	47	18	54	12	55	11	54	13	49	15	52	14
5:00-6:00 PM	37	14	43	13	45	9	41	11	42	17	42	13

Client: AECOM SJ
 File Number: 12 -OLMSTED RD NB-OUT
 Route: OLMSTED RD
 Location: N. of ESCONDIDO RD

Site Ref: 12
 Direction: NB-OUT

Count Date	10/11/2021		10/12/2021		10/13/2021		10/14/2021		10/15/2021		Average	
Count Time	AM	PM	AM	PM	AM	PM	AM	PM	AM	PM	AM	PM
00:00	0	3	0	5	0	2	0	1	0	3	0	3
00:15	0	2	0	3	1	2	0	1	0	1	0	2
00:30	0	1	0	0	1	2	0	2	0	2	0	1
00:45	0	0	0	3	1	1	0	1	0	4	0	2
01:00	0	0	0	2	0	1	0	2	0	3	0	2
01:15	0	1	0	4	0	11	0	1	0	5	0	4
01:30	0	0	1	0	0	9	0	3	0	2	0	3
01:45	0	0	0	0	0	1	0	0	0	1	0	0
02:00	0	1	0	2	0	1	0	4	0	3	0	2
02:15	0	9	0	7	0	0	0	8	0	10	0	7
02:30	0	4	0	2	0	1	0	5	0	8	0	4
02:45	0	8	0	4	0	2	0	5	0	13	0	6
03:00	0	2	0	2	0	2	0	3	0	6	0	3
03:15	0	3	0	8	0	2	0	1	0	3	0	3
03:30	0	4	0	2	0	1	0	3	0	2	0	2
03:45	0	4	0	5	0	3	0	3	0	3	0	4
04:00	0	1	0	5	0	6	0	3	0	4	0	4
04:15	0	3	0	5	0	6	0	4	0	2	0	4
04:30	0	4	0	5	0	3	0	2	0	6	0	4
04:45	0	3	0	3	0	0	0	4	0	5	0	3
05:00	0	8	1	2	0	4	0	3	0	4	0	4
05:15	0	5	0	4	0	3	0	3	0	5	0	4
05:30	0	5	0	2	0	3	0	1	0	4	0	3
05:45	1	2	0	4	2	2	1	5	0	3	1	3
06:00	3	2	5	1	3	5	1	5	2	4	3	3
06:15	7	2	7	2	3	0	6	1	8	2	6	1
06:30	2	3	5	2	4	1	3	2	1	2	3	2
06:45	0	2	3	2	1	2	4	1	0	4	2	2
07:00	2	1	1	0	2	2	0	0	0	0	1	1
07:15	0	0	1	0	4	1	1	0	1	0	1	0
07:30	3	1	3	1	7	0	4	0	2	1	4	1
07:45	4	1	4	0	4	0	5	2	7	1	5	1
08:00	9	1	14	2	12	0	8	1	11	0	11	1
08:15	0	1	0	4	1	1	2	2	4	0	1	2
08:30	3	0	1	1	1	1	2	0	1	1	2	1
08:45	6	0	8	2	2	1	2	0	3	1	4	1
09:00	6	1	1	0	0	0	2	0	0	0	2	0
09:15	0	1	5	0	4	2	3	0	1	0	3	1
09:30	0	0	0	1	0	0	0	0	1	0	0	0
09:45	0	0	0	0	0	1	0	0	2	0	0	0
10:00	3	1	1	0	1	2	0	1	0	0	1	1
10:15	0	0	1	1	1	1	0	0	0	0	0	0
10:30	1	0	3	0	2	0	0	0	0	0	1	0
10:45	0	0	0	0	3	0	4	0	0	1	1	0
11:00	4	0	1	0	0	0	3	1	1	0	2	0
11:15	2	0	0	0	2	1	7	1	2	0	3	0
11:30	1	0	2	0	4	0	9	0	3	0	4	0
11:45	1	0	2	0	2	0	0	0	2	0	1	0
Totals	58	90	70	98	68	89	67	85	52	119	63	96
Day Total	148		168		157		152		171		159	
AM Pct	39.2%		41.7%		43.3%		44.1%		30.4%		39.6%	
Peak Hour	8:00	14:15	8:00	15:15	7:15	12:45	10:45	14:00	7:30	14:15	7:15	14:15
Peak Volume	18	23	23	20	27	22	23	22	24	37	21	20
P.H.F	0.5000	0.6389	0.4107	0.6250	0.5625	0.5000	0.6389	0.6875	0.5455	0.7115	0.4773	0.7143

AECOM

7:00-8:00 AM	9	11	9	18	17	15	10	13	10	17	11	15
7:15-8:15 AM	16	18	22	15	27	13	18	13	21	17	21	15
7:30-8:30 AM	16	20	21	14	24	10	19	12	24	20	21	15
7:45-8:45 AM	16	21	19	11	18	10	17	11	23	18	19	14
8:00-9:00 AM	18	20	23	12	16	12	14	12	19	16	18	14

4:00-5:00 PM	9	11	9	18	17	15	10	13	10	17	11	15
4:15-5:15 PM	16	18	22	15	27	13	18	13	21	17	21	15
4:30-5:30 PM	16	20	21	14	24	10	19	12	24	20	21	15
4:45-5:45 PM	16	21	19	11	18	10	17	11	23	18	19	14
5:00-6:00 PM	18	20	23	12	16	12	14	12	19	16	18	14

Client: AECOM SJ
 File Number: 13 -BOWDOIN ST WB-IN
 Route: BOWDOIN ST
 Location: W. of STANFORD AVE

Site Ref: 13
 Direction: WB-IN

Count Date	10/11/2021		10/12/2021		10/13/2021		10/14/2021		10/15/2021		Average	
Count Time	AM	PM	AM	PM	AM	PM	AM	PM	AM	PM	AM	PM
00:00	4	36	5	46	0	47	5	42	5	49	4	44
00:15	3	44	2	46	3	41	6	33	4	51	4	43
00:30	3	31	2	42	3	38	3	44	3	39	3	39
00:45	7	49	6	47	2	43	2	54	4	39	4	46
01:00	6	42	1	45	1	40	4	41	3	43	3	42
01:15	1	45	2	38	1	50	1	43	4	60	2	47
01:30	2	33	2	37	5	33	1	30	1	45	2	36
01:45	2	44	0	39	1	38	1	38	4	25	2	37
02:00	3	28	1	30	2	31	1	28	1	42	2	32
02:15	1	34	1	37	0	51	1	35	2	43	1	40
02:30	1	47	0	50	3	41	1	42	2	75	1	51
02:45	4	41	2	49	1	48	0	48	0	47	1	47
03:00	1	38	0	42	1	34	2	27	1	48	1	38
03:15	3	43	1	29	2	50	1	40	1	64	2	45
03:30	0	31	2	36	2	39	1	41	1	58	1	41
03:45	2	46	3	44	2	35	3	40	2	42	2	41
04:00	2	32	3	43	1	43	3	48	5	53	3	44
04:15	2	46	3	44	2	56	1	51	2	72	2	54
04:30	4	39	3	42	6	39	6	44	4	50	5	43
04:45	8	49	7	51	7	46	7	58	9	49	8	51
05:00	14	45	10	41	8	47	9	56	5	50	9	48
05:15	12	47	14	37	12	60	12	43	11	67	12	51
05:30	23	49	18	38	21	50	26	49	30	55	24	48
05:45	38	47	60	52	50	61	46	56	48	60	48	55
06:00	36	47	31	56	41	46	36	38	37	44	36	46
06:15	39	48	38	46	30	35	32	45	27	54	33	46
06:30	33	39	39	48	37	40	36	47	36	52	36	45
06:45	36	43	37	38	35	44	39	69	29	45	35	48
07:00	40	23	39	34	40	40	42	43	31	47	38	37
07:15	68	29	52	31	48	34	55	42	46	45	54	36
07:30	68	30	65	19	82	26	82	33	67	38	73	29
07:45	105	26	98	27	87	34	71	32	74	46	87	33
08:00	110	29	94	24	71	29	82	33	74	35	86	30
08:15	79	20	93	35	93	22	92	36	69	26	85	28
08:30	85	16	106	17	98	25	88	27	75	40	90	25
08:45	84	25	102	20	114	19	126	23	94	33	104	24
09:00	74	22	68	24	82	28	68	21	62	32	71	25
09:15	63	16	69	26	66	22	78	21	53	29	66	23
09:30	34	14	66	18	78	16	57	22	52	24	57	19
09:45	39	7	49	17	48	14	52	22	52	21	48	16
10:00	40	13	47	15	47	8	46	11	46	21	45	14
10:15	43	6	44	16	55	10	46	15	57	25	49	14
10:30	40	5	41	8	43	7	37	7	47	24	42	10
10:45	51	8	47	5	47	12	49	8	38	12	46	9
11:00	51	5	36	11	39	8	42	9	53	11	44	9
11:15	36	3	45	5	29	8	48	14	45	12	41	8
11:30	51	2	47	10	49	2	49	6	40	13	47	7
11:45	39	2	49	2	48	1	45	8	54	12	47	5
Totals	1490	1464	1550	1557	1543	1591	1541	1663	1410	1967	1507	1648
Day Total	2954		3107		3134		3204		3377		3155	
AM Pct	50.4%		49.9%		49.2%		48.1%		41.8%		47.8%	
Peak Hour	7:45	17:30	8:00	17:45	8:15	17:00	8:00	16:15	8:00	14:30	8:00	17:00
Peak Volume	379	191	395	202	387	218	388	209	312	234	365	202
P.H.F	0.8614	0.9745	0.9316	0.9018	0.8487	0.8934	0.7698	0.9009	0.8298	0.7800	0.8774	0.9182

AECOM

7:00-8:00 AM	281	166	254	180	257	184	250	201	218	224	252	191
7:15-8:15 AM	351	179	309	178	288	188	290	209	261	221	300	195
7:30-8:30 AM	362	180	350	171	333	192	327	201	284	216	331	192
7:45-8:45 AM	379	190	391	167	349	203	333	206	292	221	349	197
8:00-9:00 AM	358	188	395	168	376	218	388	204	312	232	366	202

4:00-5:00 PM	281	166	254	180	257	184	250	201	218	224	252	191
4:15-5:15 PM	351	179	309	178	288	188	290	209	261	221	300	195
4:30-5:30 PM	362	180	350	171	333	192	327	201	284	216	331	192
4:45-5:45 PM	379	190	391	167	349	203	333	206	292	221	349	197
5:00-6:00 PM	358	188	395	168	376	218	388	204	312	232	366	202

Client: AECOM SJ
 File Number: 13 -BOWDOIN ST EB-OUT
 Route: BOWDOIN ST
 Location: W. of STANFORD AVE

Site Ref: 13
 Direction: EB-OUT

Count Date	10/11/2021		10/12/2021		10/13/2021		10/14/2021		10/15/2021		Average	
Count Time	AM	PM	AM	PM	AM	PM	AM	PM	AM	PM	AM	PM
00:00	1	44	5	40	8	24	5	31	9	35	6	35
00:15	6	34	3	40	2	44	3	27	7	46	4	38
00:30	0	34	3	32	4	34	5	43	5	39	3	36
00:45	2	33	2	35	1	47	5	35	9	35	4	37
01:00	2	31	3	39	5	38	5	45	5	34	4	37
01:15	6	38	3	36	2	46	4	34	5	59	4	43
01:30	1	47	1	49	2	43	2	51	2	54	2	49
01:45	3	31	0	31	0	41	0	36	4	43	1	36
02:00	2	36	1	38	0	48	1	36	3	54	1	42
02:15	1	50	1	54	0	50	1	59	1	59	1	54
02:30	1	78	3	86	3	99	1	89	3	109	2	92
02:45	4	47	2	56	3	56	2	60	1	62	2	56
03:00	1	62	0	53	2	68	1	69	4	76	2	66
03:15	0	72	0	65	0	69	0	65	2	67	0	68
03:30	0	56	0	63	1	70	1	77	2	75	1	68
03:45	2	34	1	48	0	64	1	74	4	61	2	56
04:00	0	66	1	69	0	78	1	92	0	114	0	84
04:15	0	75	1	67	0	82	0	70	0	80	0	75
04:30	2	82	1	82	0	92	3	87	3	87	2	86
04:45	3	75	3	75	4	73	1	75	3	80	3	76
05:00	2	110	1	76	2	106	5	126	2	110	2	106
05:15	4	82	1	104	2	98	1	106	4	118	2	102
05:30	1	92	5	76	1	84	5	78	2	91	3	84
05:45	4	65	4	67	6	79	8	62	10	94	6	73
06:00	7	59	9	78	8	60	10	69	4	73	8	68
06:15	6	48	6	79	11	74	8	80	4	61	7	68
06:30	7	61	11	41	10	56	6	60	8	81	8	60
06:45	12	50	12	39	11	63	5	61	5	80	9	59
07:00	10	38	17	40	17	56	11	46	11	58	13	48
07:15	11	29	16	46	12	68	14	40	9	61	12	49
07:30	12	40	25	39	23	41	19	30	21	50	20	40
07:45	24	27	26	33	28	29	28	25	40	33	29	29
08:00	30	25	31	34	30	38	45	36	34	27	34	32
08:15	11	22	20	24	18	23	20	37	29	29	20	27
08:30	17	21	23	20	27	27	26	35	20	24	23	25
08:45	40	22	31	25	29	30	28	28	32	16	32	24
09:00	31	28	25	16	21	29	34	29	35	38	29	28
09:15	18	20	17	16	26	34	27	20	29	18	23	22
09:30	27	18	21	14	23	18	29	37	21	32	24	24
09:45	22	19	27	21	25	21	22	41	27	20	25	24
10:00	31	12	27	10	24	13	33	20	27	23	28	16
10:15	19	12	19	17	23	11	26	22	24	16	22	16
10:30	23	9	31	4	21	9	21	15	32	17	26	11
10:45	19	5	22	13	20	8	20	8	26	15	21	10
11:00	21	11	29	11	24	4	32	5	39	16	29	9
11:15	27	11	27	10	22	10	30	8	37	11	29	10
11:30	24	6	30	7	40	6	40	11	40	14	35	9
11:45	22	6	24	4	27	6	36	11	44	7	31	7
Totals	519	1973	571	2022	568	2267	631	2301	688	2502	595	2213
Day Total	2492		2593		2835		2932		3190		2808	
AM Pct	20.8%		22.0%		20.0%		21.5%		21.6%		21.2%	
Peak Hour	8:45	16:45	11:00	16:30	11:00	16:30	11:00	16:30	11:00	17:00	11:00	16:30
Peak Volume	116	359	110	337	113	369	138	394	160	413	124	370
P.H.F	0.7250	0.8159	0.9167	0.8101	0.7063	0.8703	0.8625	0.7817	0.9091	0.8750	0.8857	0.8726

AECOM

7:00-8:00 AM	57	298	84	293	80	325	72	324	81	361	75	320
7:15-8:15 AM	77	342	98	300	93	353	106	358	104	357	96	342
7:30-8:30 AM	77	349	102	337	99	369	112	394	124	395	103	369
7:45-8:45 AM	82	359	100	331	103	361	119	385	123	399	105	367
8:00-9:00 AM	98	349	105	323	104	367	119	372	115	413	108	365

4:00-5:00 PM	57	298	84	293	80	325	72	324	81	361	75	320
4:15-5:15 PM	77	342	98	300	93	353	106	358	104	357	96	342
4:30-5:30 PM	77	349	102	337	99	369	112	394	124	395	103	369
4:45-5:45 PM	82	359	100	331	103	361	119	385	123	399	105	367
5:00-6:00 PM	98	349	105	323	104	367	119	372	115	413	108	365

Client: AECOM SJ
 File Number: 14 - RAIMUNDO WAY WB-IN
 Route: RAIMUNDO WAY
 Location: W. of STANFORD AVE

Site Ref: 14
 Direction: WB-IN

Count Date	10/11/2021		10/12/2021		10/13/2021		10/14/2021		10/15/2021		Average	
Count Time	AM	PM	AM	PM	AM	PM	AM	PM	AM	PM	AM	PM
00:00	0	6	1	8	0	11	0	7	0	12	0	9
00:15	1	6	1	13	1	7	0	9	0	12	1	9
00:30	0	14	0	6	0	14	0	9	0	5	0	10
00:45	0	9	0	8	0	8	0	7	0	17	0	10
01:00	1	9	0	13	0	9	0	19	0	15	0	13
01:15	0	11	0	13	0	11	0	5	1	11	0	10
01:30	0	10	1	11	0	7	0	6	0	8	0	8
01:45	2	4	0	10	0	14	0	10	0	15	0	11
02:00	0	10	0	7	0	5	0	11	0	11	0	9
02:15	0	13	0	10	0	10	0	10	0	7	0	10
02:30	0	14	0	16	0	13	0	14	0	16	0	15
02:45	0	14	0	8	0	20	0	18	0	13	0	15
03:00	0	8	0	7	0	9	0	3	0	10	0	7
03:15	0	10	0	9	0	12	0	11	0	15	0	11
03:30	0	5	0	17	0	10	0	14	0	14	0	12
03:45	0	12	0	10	0	5	0	10	0	16	0	11
04:00	0	8	0	10	0	10	0	11	0	11	0	10
04:15	0	11	0	18	0	14	0	10	0	9	0	12
04:30	0	14	0	8	0	14	0	24	0	8	0	14
04:45	0	10	0	10	0	11	0	14	0	12	0	11
05:00	0	12	0	11	0	12	0	14	0	10	0	12
05:15	0	5	0	7	0	9	0	6	0	12	0	8
05:30	0	6	0	8	0	11	0	14	0	11	0	10
05:45	0	16	1	15	1	20	1	15	0	11	1	15
06:00	0	9	1	11	0	10	0	17	0	17	0	13
06:15	3	15	1	9	2	10	0	10	0	7	1	10
06:30	4	9	2	10	2	5	4	9	3	13	3	9
06:45	1	4	1	8	3	10	3	4	3	10	2	7
07:00	4	6	2	7	3	10	5	14	2	7	3	9
07:15	3	4	7	6	12	4	7	9	7	6	7	6
07:30	3	5	6	9	10	3	5	9	7	7	6	7
07:45	14	6	13	6	15	9	18	3	17	7	15	6
08:00	19	3	21	5	13	6	18	7	19	8	18	6
08:15	14	5	9	6	14	6	15	6	21	6	15	6
08:30	13	5	18	5	20	8	15	4	15	4	16	5
08:45	14	4	15	5	15	3	20	9	16	2	16	5
09:00	16	4	15	5	7	5	9	5	29	2	15	4
09:15	6	4	10	2	3	5	8	4	8	4	7	4
09:30	4	2	12	2	10	2	15	5	12	5	11	3
09:45	10	1	7	1	11	2	15	5	6	5	10	3
10:00	8	1	7	0	15	2	5	3	8	2	9	2
10:15	9	1	5	1	5	0	7	7	10	1	7	2
10:30	7	0	10	0	8	1	9	0	4	1	8	0
10:45	6	3	10	1	7	1	13	2	11	2	9	2
11:00	10	2	13	0	11	0	8	0	17	1	12	1
11:15	7	0	7	0	7	0	7	2	7	0	7	0
11:30	7	0	6	2	12	1	14	2	11	4	10	2
11:45	9	1	7	1	13	0	12	2	12	2	11	1
Totals	195	331	209	355	220	369	233	409	246	404	221	374
Day Total	526		564		589		642		650		594	
AM Pct	37.1%		37.1%		37.4%		36.3%		37.8%		37.1%	
Peak Hour	7:45	14:00	8:00	15:30	7:45	14:30	8:00	16:15	8:15	15:15	8:00	14:00
Peak Volume	60	51	63	55	62	54	68	62	81	56	65	49
P.H.F	0.7895	0.9107	0.7500	0.7639	0.7750	0.6750	0.8500	0.6458	0.6983	0.8750	0.9028	0.8167

AECOM

7:00-8:00 AM	24	43	28	46	40	49	35	59	33	40	32	47
7:15-8:15 AM	39	47	47	47	50	51	48	62	50	39	47	49
7:30-8:30 AM	50	41	49	36	52	46	56	58	64	42	54	45
7:45-8:45 AM	60	33	61	36	62	43	66	48	72	45	64	41
8:00-9:00 AM	60	39	63	41	62	52	68	49	71	44	65	45

4:00-5:00 PM	24	43	28	46	40	49	35	59	33	40	32	47
4:15-5:15 PM	39	47	47	47	50	51	48	62	50	39	47	49
4:30-5:30 PM	50	41	49	36	52	46	56	58	64	42	54	45
4:45-5:45 PM	60	33	61	36	62	43	66	48	72	45	64	41
5:00-6:00 PM	60	39	63	41	62	52	68	49	71	44	65	45

Client: AECOM SJ
 File Number: 14 - RAIMUNDO WAY EB-OUT
 Route: RAIMUNDO WAY
 Location: W. of STANFORD AVE

Site Ref: 14
 Direction: EB-OUT

Count Date	10/11/2021		10/12/2021		10/13/2021		10/14/2021		10/15/2021		Average	
Count Time	AM	PM	AM	PM	AM	PM	AM	PM	AM	PM	AM	PM
00:00	0	5	0	7	0	7	1	13	1	13	0	9
00:15	1	14	0	9	0	15	0	11	0	17	0	13
00:30	0	8	0	14	0	7	0	6	0	13	0	10
00:45	0	10	0	9	0	15	1	13	0	16	0	13
01:00	0	6	0	4	0	20	0	11	0	8	0	10
01:15	0	13	0	6	0	11	0	14	1	15	0	12
01:30	0	8	0	13	0	15	0	13	1	17	0	13
01:45	1	6	0	9	0	11	0	7	0	7	0	8
02:00	1	13	0	17	0	13	0	10	0	15	0	14
02:15	0	20	0	20	0	8	0	18	0	11	0	15
02:30	2	15	3	9	3	13	5	11	2	13	3	12
02:45	0	13	0	12	1	15	0	20	0	13	0	15
03:00	0	9	0	16	1	18	0	16	0	15	0	15
03:15	0	10	0	21	0	18	0	16	0	20	0	17
03:30	0	7	0	14	0	14	0	15	0	8	0	12
03:45	0	11	0	18	0	13	0	19	0	19	0	16
04:00	1	12	0	22	0	12	0	27	0	21	0	19
04:15	0	18	0	7	0	20	1	11	0	18	0	15
04:30	0	15	1	15	0	13	0	17	0	21	0	16
04:45	0	16	0	16	0	13	1	12	0	10	0	13
05:00	0	16	0	19	0	14	0	20	0	13	0	16
05:15	0	16	0	23	1	15	1	12	2	20	1	17
05:30	0	8	2	25	0	13	2	13	0	20	1	16
05:45	1	18	0	11	0	21	0	15	0	17	0	16
06:00	0	14	2	19	0	10	0	16	0	10	0	14
06:15	1	11	0	12	0	10	2	10	1	17	1	12
06:30	2	5	2	6	3	6	0	12	0	12	1	8
06:45	0	5	0	7	3	9	2	15	6	17	2	11
07:00	4	9	4	12	8	8	4	12	3	17	5	12
07:15	3	5	6	8	3	6	7	15	4	9	5	9
07:30	10	1	8	4	20	6	9	6	10	8	11	5
07:45	26	5	29	5	19	3	29	9	21	10	25	6
08:00	16	5	15	5	18	7	13	9	15	4	15	6
08:15	5	1	6	4	7	7	3	5	7	10	6	5
08:30	7	3	13	0	4	7	15	6	16	3	11	4
08:45	8	4	8	3	7	2	12	4	13	2	10	3
09:00	10	1	6	3	11	3	14	1	8	6	10	3
09:15	14	1	9	3	7	4	6	0	11	10	9	4
09:30	7	1	6	0	10	4	9	3	7	6	8	3
09:45	11	1	13	1	6	3	11	5	8	2	10	2
10:00	15	1	9	0	11	3	12	3	12	3	12	2
10:15	7	1	7	1	8	0	18	2	10	2	10	1
10:30	16	1	10	1	11	1	11	1	11	2	12	1
10:45	5	0	14	0	15	1	12	0	15	2	12	1
11:00	10	3	7	0	12	1	10	0	15	3	11	1
11:15	13	2	8	0	11	0	7	3	13	1	10	1
11:30	10	1	11	0	13	0	19	0	14	2	13	1
11:45	6	1	9	0	12	0	11	1	13	2	10	1
Totals	213	369	208	430	225	435	248	478	240	520	227	446
Day Total	582		638		660		726		760		673	
AM Pct	36.6%		32.6%		34.1%		34.2%		31.6%		33.7%	
Peak Hour	7:30	16:15	7:45	16:45	7:30	14:45	7:45	15:15	7:45	15:45	7:30	15:45
Peak Volume	57	65	63	83	64	65	60	77	59	79	57	66
P.H.F	0.5481	0.9028	0.5431	0.8300	0.8000	0.9028	0.5172	0.7130	0.7024	0.9405	0.5700	0.8684

AECOM

7:00-8:00 AM	43	61	47	60	50	58	49	67	38	70	45	63
7:15-8:15 AM	55	65	58	57	60	60	58	60	50	62	56	61
7:30-8:30 AM	57	63	58	73	64	55	54	61	53	64	57	63
7:45-8:45 AM	54	56	63	83	48	55	60	57	59	63	57	63
8:00-9:00 AM	36	58	42	78	36	63	43	60	51	70	42	66

4:00-5:00 PM	43	61	47	60	50	58	49	67	38	70	45	63
4:15-5:15 PM	55	65	58	57	60	60	58	60	50	62	56	61
4:30-5:30 PM	57	63	58	73	64	55	54	61	53	64	57	63
4:45-5:45 PM	54	56	63	83	48	55	60	57	59	63	57	63
5:00-6:00 PM	36	58	42	78	36	63	43	60	51	70	42	66

Client: AECOM SJ
 File Number: 15 -SANTA MARIA AVE NB-IN
 Route: SANTA MARIA AVE
 Location: N. of JUNIPERO SERRA BLVD

Site Ref: 15
 Direction: NB-IN

Count Date	10/11/2021		10/12/2021		10/13/2021		10/14/2021		10/15/2021		Average	
Count Time	AM	PM	AM	PM	AM	PM	AM	PM	AM	PM	AM	PM
00:00	0	3	0	3	0	0	0	1	0	2	0	2
00:15	0	1	0	4	0	1	0	1	1	1	0	2
00:30	0	1	0	2	0	2	0	1	0	1	0	1
00:45	0	1	0	0	0	2	0	1	0	3	0	1
01:00	0	1	0	1	0	0	0	3	0	3	0	2
01:15	0	1	0	4	0	6	0	1	0	2	0	3
01:30	0	1	1	0	0	2	0	3	0	0	0	1
01:45	0	3	0	2	0	5	0	5	0	2	0	3
02:00	0	1	0	2	0	5	0	4	0	4	0	3
02:15	0	0	0	2	0	6	0	2	0	2	0	2
02:30	0	1	0	1	0	3	0	3	0	0	0	2
02:45	0	0	0	1	0	2	0	6	0	0	0	2
03:00	0	1	0	1	0	1	0	2	0	2	0	1
03:15	0	0	0	0	0	1	0	2	0	5	0	2
03:30	1	4	0	1	0	1	0	3	0	1	0	2
03:45	0	1	1	1	0	3	0	0	0	2	0	1
04:00	3	1	0	1	0	1	0	2	0	1	1	1
04:15	2	2	0	1	0	2	0	1	0	5	0	2
04:30	1	3	0	1	0	2	0	0	0	1	0	1
04:45	0	3	0	1	0	2	0	2	0	0	0	2
05:00	0	2	0	2	0	2	0	4	0	5	0	3
05:15	0	2	0	0	0	1	0	2	0	2	0	1
05:30	0	1	0	0	0	1	0	0	0	1	0	1
05:45	0	1	0	1	0	1	0	1	0	0	0	1
06:00	0	8	1	4	0	2	1	2	0	5	0	4
06:15	0	5	1	1	0	1	0	1	0	1	0	2
06:30	0	1	0	3	2	0	0	5	0	2	0	2
06:45	3	3	3	1	2	0	0	1	1	1	2	1
07:00	2	1	2	0	2	2	4	3	3	1	3	1
07:15	3	2	3	3	8	1	3	1	1	1	4	2
07:30	1	1	4	3	6	0	3	2	4	1	4	1
07:45	5	1	5	0	5	0	8	0	4	2	5	1
08:00	4	0	6	1	8	0	6	1	4	3	6	1
08:15	4	1	2	0	4	0	3	0	6	2	4	1
08:30	6	1	2	0	5	1	1	0	2	3	3	1
08:45	0	0	3	1	1	1	3	1	2	1	2	1
09:00	1	1	1	2	0	1	1	0	2	0	1	1
09:15	1	0	0	1	4	0	2	0	2	0	2	0
09:30	0	0	2	0	2	0	2	1	4	0	2	0
09:45	1	1	1	1	2	1	1	1	3	1	2	1
10:00	2	1	3	0	3	0	2	1	6	1	3	1
10:15	5	0	3	0	3	1	2	1	1	0	3	0
10:30	1	0	1	1	1	0	4	1	2	1	2	1
10:45	2	0	0	0	2	0	2	0	3	0	2	0
11:00	2	1	0	0	4	0	1	0	2	2	2	1
11:15	1	0	2	1	3	0	1	0	5	1	2	0
11:30	1	0	0	0	6	0	3	0	3	0	3	0
11:45	2	0	1	0	2	0	3	0	2	1	2	0
Totals	54	63	48	55	75	63	56	72	63	75	59	66
Day Total	117		103		138		128		138		125	
AM Pct	46.2%		46.6%		54.3%		43.8%		45.7%		47.4%	
Peak Hour	7:45	18:00	7:15	12:00	7:15	13:45	7:15	14:00	7:30	16:15	7:15	13:15
Peak Volume	19	17	18	9	27	19	20	15	18	11	19	10
P.H.F	0.7917	0.5313	0.7500	0.5625	0.8438	0.7917	0.6250	0.6250	0.7500	0.5500	0.7917	0.8333

AECOM

7:00-8:00 AM	11	9	14	4	21	7	18	5	12	7	15	6
7:15-8:15 AM	13	10	18	5	27	8	20	7	13	11	18	8
7:30-8:30 AM	14	10	17	4	23	7	20	8	18	8	18	7
7:45-8:45 AM	19	8	15	3	22	6	18	8	16	8	18	7
8:00-9:00 AM	14	6	13	3	18	5	13	7	14	8	14	6
4:00-5:00 PM	11	9	14	4	21	7	18	5	12	7	15	6
4:15-5:15 PM	13	10	18	5	27	8	20	7	13	11	18	8
4:30-5:30 PM	14	10	17	4	23	7	20	8	18	8	18	7
4:45-5:45 PM	19	8	15	3	22	6	18	8	16	8	18	7
5:00-6:00 PM	14	6	13	3	18	5	13	7	14	8	14	6

Client: AECOM SJ
 File Number: 15 -SANTA MARIA AVE SB-OUT
 Route: SANTA MARIA AVE
 Location: N. of JUNIPERO SERRA BLVD

Site Ref: 15
 Direction: SB-OUT

Count Date	10/11/2021		10/12/2021		10/13/2021		10/14/2021		10/15/2021		Average	
Count Time	AM	PM	AM	PM	AM	PM	AM	PM	AM	PM	AM	PM
00:00	0	2	0	2	0	3	0	3	0	1	0	2
00:15	0	2	0	3	0	0	0	3	0	2	0	2
00:30	0	4	0	1	0	0	0	0	0	2	0	1
00:45	0	0	0	1	0	4	0	0	0	1	0	1
01:00	0	1	0	1	0	1	0	1	0	1	0	1
01:15	0	3	0	4	0	1	0	0	0	2	0	2
01:30	0	0	0	3	0	2	0	1	0	2	0	2
01:45	0	2	0	0	0	2	0	2	0	2	0	2
02:00	0	3	0	3	0	0	0	3	0	3	0	2
02:15	0	0	0	4	0	0	0	0	0	2	0	1
02:30	0	3	0	2	0	3	0	1	0	1	0	2
02:45	0	2	0	1	0	2	0	5	0	0	0	2
03:00	0	0	0	3	0	1	0	1	0	2	0	1
03:15	0	1	0	5	0	1	0	0	0	2	0	2
03:30	0	1	0	0	0	2	0	6	0	2	0	2
03:45	0	1	1	2	0	4	0	2	0	0	0	2
04:00	1	0	0	1	0	2	0	3	0	0	0	1
04:15	0	1	0	0	0	1	0	1	0	1	0	1
04:30	1	1	0	4	0	3	0	2	0	2	0	2
04:45	0	0	0	1	0	2	0	2	0	1	0	1
05:00	0	1	1	0	0	1	1	1	0	3	0	1
05:15	0	1	0	1	1	0	0	2	0	3	0	1
05:30	1	0	0	1	0	0	0	2	0	3	0	1
05:45	1	0	0	1	0	0	0	1	0	0	0	0
06:00	0	1	0	0	0	1	0	0	0	3	0	1
06:15	1	2	1	1	0	0	0	0	0	0	0	1
06:30	0	0	0	0	0	1	0	0	0	1	0	0
06:45	0	2	0	2	0	0	1	1	0	5	0	2
07:00	2	2	1	3	1	0	1	2	1	0	1	1
07:15	3	0	0	1	0	1	0	0	0	0	1	0
07:30	0	1	2	3	1	2	0	0	1	1	1	1
07:45	1	0	1	2	2	0	2	2	0	0	1	1
08:00	1	4	0	1	2	1	4	0	1	0	2	1
08:15	0	1	3	1	0	0	1	0	2	1	1	1
08:30	0	0	0	0	0	1	0	1	0	1	0	1
08:45	2	1	0	1	1	0	1	0	0	1	1	1
09:00	2	0	0	0	2	0	0	0	0	0	1	0
09:15	6	1	1	1	2	0	1	5	1	0	2	1
09:30	1	0	1	0	1	0	1	0	0	0	1	0
09:45	4	0	2	1	0	0	1	2	3	0	2	1
10:00	1	2	0	0	2	0	3	0	0	0	1	0
10:15	1	0	0	0	1	0	0	0	1	0	1	0
10:30	9	1	1	0	2	0	5	0	1	0	4	0
10:45	2	0	3	0	3	0	4	0	5	0	3	0
11:00	2	0	3	0	1	0	4	0	1	0	2	0
11:15	2	0	1	0	1	0	5	0	2	0	2	0
11:30	3	0	0	0	1	0	2	0	3	0	2	0
11:45	2	0	2	0	1	0	2	0	2	0	2	0
Totals	49	47	24	61	25	42	39	55	24	51	32	51
Day Total	96		85		67		94		75		83	
AM Pct	51.0%		28.2%		37.3%		41.5%		32.0%		38.6%	
Peak Hour	9:45	12:00	10:30	14:30	10:00	15:45	10:30	14:45	10:45	16:45	10:30	13:15
Peak Volume	15	8	8	11	8	10	18	12	11	10	11	8
P.H.F	0.4167	0.5000	0.6667	0.5500	0.6667	0.6250	0.9000	0.5000	0.5500	0.8333	0.6875	1.0000

AECOM

7:00-8:00 AM	6	2	4	6	4	8	3	8	2	4	4	6
7:15-8:15 AM	5	3	3	5	5	7	6	6	2	7	4	6
7:30-8:30 AM	2	3	6	6	5	6	7	7	4	9	5	6
7:45-8:45 AM	2	2	4	3	4	3	7	7	3	10	4	5
8:00-9:00 AM	3	2	3	3	3	1	6	6	3	9	4	4

4:00-5:00 PM	6	2	4	6	4	8	3	8	2	4	4	6
4:15-5:15 PM	5	3	3	5	5	7	6	6	2	7	4	6
4:30-5:30 PM	2	3	6	6	5	6	7	7	4	9	5	6
4:45-5:45 PM	2	2	4	3	4	3	7	7	3	10	4	5
5:00-6:00 PM	3	2	3	3	3	1	6	6	3	9	4	4

Client: AECOM SJ
 File Number: 16 -CAMPUS DR EAST EB-IN
 Route: CAMPUS DR EAST
 Location: E. of JUNIPERO SERRA BLVD

Site Ref: 16
 Direction: EB-IN

Count Date	10/11/2021		10/12/2021		10/13/2021		10/14/2021		10/15/2021		Average	
Count Time	AM	PM	AM	PM	AM	PM	AM	PM	AM	PM	AM	PM
00:00	3	21	5	36	3	34	11	35	2	24	5	30
00:15	8	30	6	44	3	31	5	31	2	33	5	34
00:30	5	27	5	41	2	28	1	27	5	40	4	33
00:45	3	29	0	46	4	36	2	41	5	35	3	37
01:00	1	43	2	39	3	25	1	41	1	31	2	36
01:15	2	35	1	39	1	26	3	32	3	43	2	35
01:30	0	28	2	28	1	24	0	45	4	27	1	30
01:45	3	32	1	40	0	35	2	27	3	35	2	34
02:00	0	31	2	41	0	22	0	27	1	26	1	29
02:15	0	29	0	27	1	19	0	25	1	30	0	26
02:30	1	27	3	24	0	31	1	23	0	35	1	28
02:45	0	30	0	21	0	28	0	24	2	29	0	26
03:00	0	27	1	47	1	34	0	34	0	34	0	35
03:15	1	31	0	30	1	34	0	33	1	40	1	34
03:30	1	30	1	36	0	31	0	48	0	46	0	38
03:45	1	46	0	24	0	35	0	37	0	44	0	37
04:00	1	24	0	49	0	41	0	32	0	50	0	39
04:15	0	33	0	39	0	43	0	24	1	47	0	37
04:30	3	30	0	50	0	33	0	29	0	56	1	40
04:45	1	50	5	26	3	49	2	37	2	51	3	43
05:00	2	25	0	32	1	39	0	37	3	43	1	35
05:15	1	35	4	31	3	33	0	42	2	36	2	35
05:30	12	30	4	31	11	44	9	57	6	45	8	41
05:45	11	27	10	37	13	40	12	47	13	53	12	41
06:00	4	34	10	50	6	31	11	35	7	27	8	35
06:15	15	34	9	29	17	38	13	30	5	41	12	34
06:30	16	18	22	31	18	31	22	34	21	51	20	33
06:45	15	31	16	34	13	37	18	41	16	30	16	35
07:00	16	22	13	24	15	32	15	31	11	36	14	29
07:15	22	22	29	23	19	17	17	28	26	30	23	24
07:30	30	19	42	23	34	25	27	20	33	33	33	24
07:45	40	12	50	20	53	31	47	26	45	33	47	24
08:00	46	15	51	20	66	23	65	22	42	30	54	22
08:15	59	20	70	19	66	20	55	20	60	20	62	20
08:30	55	14	68	20	64	16	72	22	55	26	63	20
08:45	43	17	56	15	77	15	69	26	66	23	62	19
09:00	43	13	65	15	65	24	52	17	52	19	55	18
09:15	64	12	65	15	79	15	47	22	52	16	61	16
09:30	54	11	61	10	44	17	49	14	42	23	50	15
09:45	43	8	49	8	35	22	58	15	40	22	45	15
10:00	29	14	34	11	34	12	38	13	27	25	32	15
10:15	30	4	40	10	37	8	34	17	29	23	34	12
10:30	37	9	30	10	31	6	30	19	41	25	34	14
10:45	36	3	33	6	45	8	42	8	29	23	37	10
11:00	30	11	37	3	37	7	37	11	22	17	33	10
11:15	35	8	42	8	51	5	52	11	42	15	44	9
11:30	35	5	38	9	41	4	33	7	32	11	36	7
11:45	27	2	28	2	34	7	31	4	41	13	32	6
Totals	884	1108	1010	1273	1032	1246	983	1328	893	1545	960	1300
Day Total	1992		2283		2278		2311		2438		2260	
AM Pct	44.4%		44.2%		45.3%		42.5%		36.6%		42.5%	
Peak Hour	8:30	16:30	8:15	12:15	8:30	16:00	8:00	17:00	8:15	16:00	8:15	16:00
Peak Volume	205	140	259	170	285	166	261	183	233	204	242	159
P.H.F	0.8008	0.7000	0.9250	0.9239	0.9019	0.8469	0.9063	0.8026	0.8826	0.9107	0.9603	0.9244

AECOM

7:00-8:00 AM	108	137	134	164	121	166	106	122	115	204	117	159
7:15-8:15 AM	138	138	172	147	172	164	156	127	146	197	157	155
7:30-8:30 AM	175	140	213	139	219	154	194	145	180	186	196	153
7:45-8:45 AM	200	140	239	120	249	165	239	173	202	175	226	155
8:00-9:00 AM	203	117	245	131	273	156	261	183	223	177	241	153

4:00-5:00 PM	108	137	134	164	121	166	106	122	115	204	117	159
4:15-5:15 PM	138	138	172	147	172	164	156	127	146	197	157	155
4:30-5:30 PM	175	140	213	139	219	154	194	145	180	186	196	153
4:45-5:45 PM	200	140	239	120	249	165	239	173	202	175	226	155
5:00-6:00 PM	203	117	245	131	273	156	261	183	223	177	241	153

Client: AECOM SJ
 File Number: 16 -CAMPUS DR EAST WB-OUT
 Route: CAMPUS DR EAST
 Location: E. of JUNIPERO SERRA BLVD

Site Ref: 16
 Direction: WB-OUT

Count Date	10/11/2021		10/12/2021		10/13/2021		10/14/2021		10/15/2021		Average	
Count Time	AM	PM	AM	PM	AM	PM	AM	PM	AM	PM	AM	PM
00:00	1	32	3	33	4	37	2	31	8	39	4	34
00:15	4	27	3	38	0	21	1	32	9	37	3	31
00:30	2	27	4	28	4	41	3	32	5	38	4	33
00:45	6	29	3	31	2	35	8	35	2	32	4	32
01:00	2	36	0	39	2	34	1	40	3	42	2	38
01:15	5	40	1	46	6	39	5	61	1	52	4	48
01:30	2	32	4	40	2	38	4	25	3	47	3	36
01:45	3	36	0	33	0	37	2	30	5	44	2	36
02:00	1	43	1	28	1	29	3	49	1	49	1	40
02:15	2	27	1	41	1	37	4	42	1	47	2	39
02:30	2	51	0	50	3	64	1	59	3	59	2	57
02:45	1	41	0	47	2	49	2	38	0	63	1	48
03:00	2	47	0	45	0	51	0	59	2	47	1	50
03:15	3	60	0	41	0	51	0	60	0	68	1	56
03:30	9	36	0	55	0	51	1	51	0	55	2	50
03:45	5	46	1	46	0	42	0	50	1	56	1	48
04:00	3	44	0	50	0	58	1	59	1	54	1	53
04:15	0	43	0	57	1	54	3	58	0	51	1	53
04:30	1	50	1	73	1	59	0	64	0	77	1	65
04:45	1	51	4	61	2	67	1	69	3	66	2	63
05:00	2	68	0	86	2	74	1	79	0	70	1	75
05:15	1	70	1	71	2	66	4	70	1	85	2	72
05:30	2	44	3	52	6	79	4	59	3	62	4	59
05:45	12	39	7	42	5	57	6	56	10	71	8	53
06:00	5	58	4	50	2	53	6	60	9	61	5	56
06:15	8	40	7	49	8	57	3	67	10	67	7	56
06:30	4	49	14	42	16	50	12	55	12	51	12	49
06:45	12	39	10	51	13	62	6	52	18	64	12	54
07:00	14	33	12	41	12	56	13	40	19	55	14	45
07:15	11	36	21	42	22	54	19	41	23	60	19	47
07:30	14	27	16	37	25	39	28	33	12	52	19	38
07:45	25	32	25	34	23	33	20	26	28	32	24	31
08:00	35	26	33	29	30	32	18	34	26	40	28	32
08:15	17	28	31	32	26	31	26	38	28	25	26	31
08:30	17	21	39	29	23	30	34	40	36	33	30	31
08:45	31	22	26	16	32	28	31	21	34	31	31	24
09:00	22	25	30	25	35	27	33	21	38	26	32	25
09:15	20	17	34	23	37	16	30	39	33	32	31	25
09:30	37	19	30	28	34	18	22	16	39	27	32	22
09:45	30	16	22	13	27	17	31	30	40	22	30	20
10:00	21	17	23	20	36	18	30	19	29	14	28	18
10:15	21	16	29	16	20	12	22	16	34	19	25	16
10:30	19	12	35	8	22	9	32	21	32	16	28	13
10:45	36	7	17	6	22	8	24	5	28	22	25	10
11:00	26	7	33	4	37	17	19	11	22	15	27	11
11:15	32	8	31	4	34	6	29	14	36	10	32	8
11:30	33	5	26	6	31	6	28	11	38	8	31	7
11:45	27	4	26	2	26	6	38	10	32	5	30	5
Totals	589	1583	611	1740	639	1855	611	1928	718	2098	634	1841
Day Total	2172		2351		2494		2539		2816		2474	
AM Pct	27.1%		26.0%		25.6%		24.1%		25.5%		25.6%	
Peak Hour	10:45	16:30	8:00	16:30	8:45	16:45	8:30	16:30	9:00	16:30	8:45	16:30
Peak Volume	127	239	129	291	138	286	128	282	150	298	126	275
P.H.F	0.8819	0.8536	0.8269	0.8459	0.9324	0.9051	0.9412	0.8924	0.9375	0.8765	0.9844	0.9167

AECOM

7:00-8:00 AM	64	188	74	241	82	238	80	250	82	248	76	233
7:15-8:15 AM	85	212	95	277	100	254	85	270	89	264	91	255
7:30-8:30 AM	91	239	105	291	104	266	92	282	94	298	97	275
7:45-8:45 AM	94	233	128	270	102	286	98	277	118	283	108	270
8:00-9:00 AM	100	221	129	251	111	276	109	264	124	288	115	260

4:00-5:00 PM	64	188	74	241	82	238	80	250	82	248	76	233
4:15-5:15 PM	85	212	95	277	100	254	85	270	89	264	91	255
4:30-5:30 PM	91	239	105	291	104	266	92	282	94	298	97	275
4:45-5:45 PM	94	233	128	270	102	286	98	277	118	283	108	270
5:00-6:00 PM	100	221	129	251	111	276	109	264	124	288	115	260

Client: AECOM SJ
 File Number:
 Route: CAMPUS DR WEST
 Location: N. of JUNIPERO SERRA BLVD

Site Ref: 1
 Direction: NB-IN

Count Date	10/18/2021		10/19/2021		10/20/2021		10/21/2021		10/22/2021		Average	
Count Time	AM	PM	AM	PM	AM	PM	AM	PM	AM	PM	AM	PM
00:00	4	52	3	54	7	65	5	67	5	69	5	61
00:15	1	43	0	57	5	56	3	77	9	58	4	58
00:30	3	48	2	83	1	61	3	75	3	92	2	72
00:45	6	59	4	66	4	66	6	66	5	68	5	65
01:00	4	55	3	70	1	55	2	76	5	74	3	66
01:15	2	65	1	76	3	74	5	70	5	72	3	71
01:30	3	55	1	58	1	78	0	47	1	52	1	58
01:45	1	53	0	52	2	57	2	48	6	93	2	61
02:00	2	46	5	52	3	63	5	53	5	67	4	56
02:15	0	49	4	56	2	52	5	53	6	60	3	54
02:30	2	73	3	48	4	50	1	62	3	87	3	64
02:45	1	50	0	70	1	67	0	59	1	70	1	63
03:00	2	49	1	58	1	36	1	53	1	70	1	53
03:15	2	51	1	49	1	39	1	55	2	80	1	55
03:30	4	63	4	52	3	47	5	61	3	56	4	56
03:45	3	67	5	53	6	52	5	68	5	88	5	66
04:00	2	58	2	48	3	54	2	50	2	73	2	57
04:15	3	58	4	75	4	57	3	50	8	72	4	62
04:30	9	47	8	75	5	64	9	54	7	51	8	58
04:45	10	69	7	60	8	60	15	58	9	51	10	60
05:00	8	67	13	56	10	35	12	55	11	85	11	60
05:15	34	61	33	57	34	47	23	76	19	75	29	63
05:30	37	42	54	59	40	50	53	58	45	66	46	55
05:45	88	78	78	69	91	57	78	64	74	93	82	72
06:00	59	49	65	55	68	59	61	76	47	70	60	62
06:15	74	46	89	64	84	63	88	82	70	72	81	65
06:30	88	57	93	54	79	47	86	61	89	57	87	55
06:45	79	31	90	61	107	45	98	51	83	62	91	50
07:00	82	25	78	39	79	21	65	44	78	39	76	34
07:15	94	21	86	29	89	21	92	24	70	34	86	26
07:30	88	13	107	22	102	22	81	30	96	34	95	24
07:45	118	17	119	17	112	16	130	29	106	31	117	22
08:00	145	14	161	28	159	11	138	26	125	34	146	23
08:15	157	24	176	15	146	19	152	19	125	22	151	20
08:30	148	15	161	20	169	14	163	16	131	26	154	18
08:45	171	13	163	13	199	11	144	16	136	20	163	15
09:00	140	14	142	12	129	17	117	23	123	14	130	16
09:15	110	14	142	15	124	18	124	14	117	17	123	16
09:30	102	12	128	16	121	10	113	17	99	19	113	15
09:45	102	4	100	11	115	13	108	6	100	16	105	10
10:00	78	12	65	11	97	10	70	19	83	13	79	13
10:15	74	9	74	7	74	13	79	15	60	18	72	12
10:30	84	7	68	7	96	8	70	8	72	17	78	9
10:45	62	7	79	7	77	9	77	14	65	10	72	9
11:00	71	5	86	1	58	5	76	8	77	17	74	7
11:15	74	10	68	6	67	6	66	12	58	8	67	8
11:30	46	5	71	2	77	7	60	4	80	3	67	4
11:45	72	6	60	2	57	1	60	2	66	12	63	5
Totals	2549	1788	2707	1967	2725	1808	2562	2071	2396	2387	2589	2004
Day Total	4337		4674		4533		4633		4783		4593	
AM Pct	58.8%		57.9%		60.1%		55.3%		50.1%		56.4%	
Peak Hour	8:00	12:30	8:00	12:30	8:00	12:45	8:00	12:15	8:00	17:00	8:00	12:30
Peak Volume	621	295	661	295	673	273	597	294	517	319	614	274
P.H.F	0.9079	0.8886	0.9389	0.8886	0.8455	0.8750	0.9156	0.9545	0.9504	0.8575	0.9417	0.9514

AECOM

7:00-8:00 AM	382	232	390	258	382	235	368	212	350	247	374	237
7:15-8:15 AM	445	241	473	266	462	216	441	217	397	259	444	240
7:30-8:30 AM	508	244	563	248	519	206	501	243	452	262	509	241
7:45-8:45 AM	568	239	617	232	586	192	583	247	487	277	568	238
8:00-9:00 AM	621	248	661	241	673	189	597	253	517	319	614	250

4:00-5:00 PM	382	232	390	258	382	235	368	212	350	247	374	237
4:15-5:15 PM	445	241	473	266	462	216	441	217	397	259	444	240
4:30-5:30 PM	508	244	563	248	519	206	501	243	452	262	509	241
4:45-5:45 PM	568	239	617	232	586	192	583	247	487	277	568	238
5:00-6:00 PM	621	248	661	241	673	189	597	253	517	319	614	250

Client: AECOM SJ
 File Number:
 Route: CAMPUS DR WEST
 Location: N. of JUNIPERO SERRA BLVD

Site Ref: 1
 Direction: SB-OUT

Count Date	10/18/2021		10/19/2021		10/20/2021		10/21/2021		10/22/2021		Average	
Count Time	AM	PM	AM	PM	AM	PM	AM	PM	AM	PM	AM	PM
00:00	7	51	5	73	4	43	6	56	6	54	6	55
00:15	7	68	2	46	7	45	7	60	10	69	7	58
00:30	5	46	3	55	4	61	6	56	3	72	4	58
00:45	5	59	6	50	0	68	4	25	6	87	4	58
01:00	3	55	3	67	3	78	4	80	18	52	6	66
01:15	2	53	4	82	5	66	3	62	5	66	4	66
01:30	2	57	3	75	2	64	3	78	5	80	3	71
01:45	0	48	0	62	3	66	3	77	6	81	2	67
02:00	2	94	4	105	3	102	3	103	0	106	2	102
02:15	2	119	3	122	5	119	3	123	10	103	5	117
02:30	3	84	12	115	14	106	15	98	11	124	11	105
02:45	4	84	0	95	2	81	3	96	3	113	2	94
03:00	0	117	3	110	1	118	0	119	0	120	1	117
03:15	0	136	2	135	3	138	1	142	1	147	1	140
03:30	2	124	0	152	1	126	1	138	0	135	1	135
03:45	1	120	2	113	4	137	0	137	0	155	1	132
04:00	3	154	2	135	1	110	1	146	3	140	2	137
04:15	4	124	1	133	2	168	1	132	2	162	2	144
04:30	2	134	3	149	3	168	7	157	2	170	3	156
04:45	5	144	3	173	2	178	4	145	0	187	3	165
05:00	4	145	6	175	1	189	1	172	5	181	3	172
05:15	3	176	6	188	3	189	1	183	2	182	3	184
05:30	6	127	6	175	3	152	4	159	8	194	5	161
05:45	8	109	6	175	14	132	6	151	9	139	9	141
06:00	6	137	5	146	8	120	8	138	5	133	6	135
06:15	11	126	14	105	10	140	13	120	9	123	11	123
06:30	6	80	10	105	9	112	12	120	13	103	10	104
06:45	8	75	18	87	11	83	35	98	16	120	18	93
07:00	22	97	21	95	23	88	24	98	18	84	22	92
07:15	27	81	30	84	24	67	19	83	25	90	25	81
07:30	47	62	48	44	43	61	52	72	50	55	48	59
07:45	73	53	79	55	83	49	65	63	83	58	77	56
08:00	49	40	42	42	38	42	46	48	42	67	43	48
08:15	30	44	33	41	41	40	36	35	29	54	34	43
08:30	37	38	36	39	40	34	38	32	38	33	38	35
08:45	25	27	28	32	25	29	38	46	19	28	27	32
09:00	21	34	31	28	30	39	28	29	32	31	28	32
09:15	38	30	49	44	37	29	34	35	34	30	38	34
09:30	38	24	29	29	49	32	38	28	36	39	38	30
09:45	30	24	29	20	20	23	36	30	30	26	29	25
10:00	24	21	36	19	27	22	35	39	41	31	33	26
10:15	39	17	28	14	33	17	36	36	54	15	38	20
10:30	40	12	41	20	53	17	27	29	55	24	43	20
10:45	44	7	37	16	46	9	28	14	59	21	43	13
11:00	46	13	47	9	40	12	47	12	59	19	48	13
11:15	46	8	49	9	44	4	42	15	41	18	44	11
11:30	73	13	56	15	57	11	54	9	54	26	59	15
11:45	40	7	54	12	42	7	45	6	59	13	48	9
Totals	900	3498	935	3870	923	3791	923	3930	1016	4160	938	3850
Day Total	4398		4805		4714		4853		5176		4788	
AM Pct	20.5%		19.5%		19.6%		19.0%		19.6%		19.6%	
Peak Hour	10:45	16:30	11:00	17:00	7:30	16:30	7:30	17:00	10:15	16:45	7:30	16:45
Peak Volume	209	599	206	713	205	724	199	665	227	744	202	682
P.H.F	0.7158	0.8509	0.9196	0.9481	0.6175	0.9577	0.7654	0.9085	0.9619	0.9588	0.6558	0.9266

AECOM

7:00-8:00 AM	169	556	178	590	173	624	160	580	176	659	172	602
7:15-8:15 AM	196	547	199	630	188	703	182	606	200	700	193	637
7:30-8:30 AM	199	599	202	685	205	724	199	657	204	720	202	677
7:45-8:45 AM	189	592	190	711	202	708	185	659	192	744	192	682
8:00-9:00 AM	141	557	139	713	144	662	158	665	128	696	142	658

4:00-5:00 PM	169	556	178	590	173	624	160	580	176	659	172	602
4:15-5:15 PM	196	547	199	630	188	703	182	606	200	700	193	637
4:30-5:30 PM	199	599	202	685	205	724	199	657	204	720	202	677
4:45-5:45 PM	189	592	190	711	202	708	185	659	192	744	192	682
5:00-6:00 PM	141	557	139	713	144	662	158	665	128	696	142	658

Client: AECOM SJ
 File Number:
 Route: STOCKFARM RD
 Location: E. of SAND HILL RD

Site Ref: 2
 Direction: EB-IN

Count Date	10/18/2021		10/19/2021		10/20/2021		10/21/2021		10/22/2021		Average	
Count Time	AM	PM	AM	PM	AM	PM	AM	PM	AM	PM	AM	PM
00:00	2	41	4	42	2	35	5	51	4	41	3	42
00:15	2	37	1	45	1	38	2	49	2	56	2	45
00:30	1	37	1	46	4	33	3	45	2	55	2	43
00:45	1	48	1	30	1	77	2	63	1	52	1	54
01:00	1	33	0	52	0	39	0	38	1	39	0	40
01:15	0	46	0	49	1	49	1	40	1	49	1	47
01:30	1	24	0	31	0	26	2	46	0	43	1	34
01:45	0	36	0	44	1	37	2	47	1	50	1	43
02:00	0	52	0	50	0	38	1	37	0	32	0	42
02:15	0	53	0	53	1	44	0	35	0	39	0	45
02:30	1	27	1	47	0	34	0	42	0	63	0	43
02:45	0	35	0	41	1	27	1	45	0	38	0	37
03:00	0	22	1	24	0	27	0	41	0	29	0	29
03:15	0	37	2	34	1	24	1	35	1	44	1	35
03:30	1	28	3	21	2	46	7	34	2	28	3	31
03:45	2	35	3	42	4	49	4	47	2	48	3	44
04:00	3	34	4	28	4	24	1	35	2	44	3	33
04:15	4	35	4	54	6	41	8	52	4	37	5	44
04:30	10	25	11	32	10	26	9	29	7	34	9	29
04:45	10	40	13	34	15	37	10	42	5	60	11	43
05:00	8	36	15	53	9	40	11	48	15	43	12	44
05:15	25	21	22	35	20	36	25	48	17	42	22	36
05:30	40	26	45	28	41	34	41	34	31	37	40	32
05:45	62	32	72	23	70	32	58	48	55	27	63	32
06:00	69	31	91	31	85	29	78	39	77	39	80	34
06:15	122	32	142	41	126	50	131	55	99	62	124	48
06:30	137	25	137	45	166	32	160	35	147	54	149	38
06:45	88	16	116	26	129	30	114	29	101	38	110	28
07:00	124	21	109	16	91	19	111	23	94	20	106	20
07:15	110	14	136	17	117	14	137	17	114	19	123	16
07:30	146	15	140	17	139	14	149	16	125	22	140	17
07:45	159	6	174	13	183	10	159	12	142	19	163	12
08:00	125	6	141	16	163	13	119	11	125	14	135	12
08:15	123	12	146	11	120	9	138	12	134	17	132	12
08:30	127	7	131	7	115	8	125	9	110	14	122	9
08:45	141	8	137	12	138	7	133	8	120	18	134	11
09:00	123	3	109	3	105	7	109	10	101	9	109	6
09:15	87	12	137	3	94	2	110	7	99	9	105	7
09:30	97	6	104	5	88	8	106	5	89	4	97	6
09:45	79	7	69	6	98	10	88	5	76	16	82	9
10:00	63	6	58	7	76	4	66	15	82	9	69	8
10:15	63	2	48	4	49	5	77	3	63	2	60	3
10:30	63	3	64	8	73	5	64	12	56	11	64	8
10:45	51	4	53	4	65	6	67	7	44	5	56	5
11:00	47	2	40	5	48	3	47	6	43	2	45	4
11:15	43	1	46	2	45	2	64	2	62	7	52	3
11:30	26	2	41	2	36	2	37	3	63	5	41	3
11:45	45	2	38	1	41	1	40	2	73	4	47	2
Totals	2432	1083	2610	1240	2584	1183	2623	1374	2392	1449	2528	1268
Day Total	3515		3850		3767		3997		3841		3796	
AM Pct	69.2%		67.8%		68.6%		65.6%		62.3%		66.6%	
Peak Hour	7:30	13:45	7:30	13:45	7:30	12:30	7:30	12:00	7:30	12:00	7:30	12:00
Peak Volume	553	168	601	194	605	198	565	208	526	204	570	184
P.H.F	0.8695	0.7925	0.8635	0.9151	0.8265	0.6429	0.8884	0.8254	0.9261	0.9107	0.8742	0.8519

AECOM

7:00-8:00 AM	539	134	559	148	530	128	556	158	475	175	532	149
7:15-8:15 AM	540	136	591	173	602	144	564	171	506	174	561	160
7:30-8:30 AM	553	122	601	154	605	139	565	167	526	179	570	152
7:45-8:45 AM	534	123	592	150	581	147	541	172	511	182	552	155
8:00-9:00 AM	516	115	555	139	536	142	515	178	489	149	523	144

4:00-5:00 PM	539	134	559	148	530	128	556	158	475	175	532	149
4:15-5:15 PM	540	136	591	173	602	144	564	171	506	174	561	160
4:30-5:30 PM	553	122	601	154	605	139	565	167	526	179	570	152
4:45-5:45 PM	534	123	592	150	581	147	541	172	511	182	552	155
5:00-6:00 PM	516	115	555	139	536	142	515	178	489	149	523	144

Client: AECOM SJ
 File Number:
 Route: STOCKFARM RD
 Location: E. of SAND HILL RD

Site Ref: 2
 Direction: WB-OUT

Count Date	10/18/2021		10/19/2021		10/20/2021		10/21/2021		10/22/2021		Average	
Count Time	AM	PM	AM	PM	AM	PM	AM	PM	AM	PM	AM	PM
00:00	5	34	9	46	3	34	13	27	3	36	7	35
00:15	4	38	5	40	3	40	2	45	6	41	4	41
00:30	3	33	3	36	2	30	6	49	3	45	3	39
00:45	5	21	2	38	6	34	4	43	12	43	6	36
01:00	2	39	2	36	4	54	2	64	1	45	2	48
01:15	3	43	4	52	2	48	2	44	8	50	4	47
01:30	1	41	0	38	3	54	0	40	0	53	1	45
01:45	0	41	0	52	4	38	2	50	1	37	1	44
02:00	1	48	1	48	2	37	1	43	1	58	1	47
02:15	0	50	0	56	3	63	3	63	3	50	2	56
02:30	1	82	5	69	7	57	10	75	6	87	6	74
02:45	2	77	1	91	0	70	1	84	3	75	1	79
03:00	0	85	4	69	3	82	0	77	2	88	2	80
03:15	0	81	0	95	0	76	1	81	2	79	1	82
03:30	0	72	1	94	1	73	0	89	0	80	0	82
03:45	0	83	1	71	0	82	0	113	1	90	0	88
04:00	0	80	0	75	0	120	1	100	1	96	0	94
04:15	1	101	2	120	0	122	1	115	0	99	1	111
04:30	0	95	2	116	1	102	2	111	1	110	1	107
04:45	2	122	0	127	1	144	1	113	3	119	1	125
05:00	2	133	1	147	1	149	0	145	0	128	1	140
05:15	2	148	1	169	2	164	4	159	5	138	3	156
05:30	1	146	1	125	1	125	1	139	0	140	1	135
05:45	4	120	6	143	2	124	3	103	1	136	3	125
06:00	6	118	7	144	7	114	2	109	4	115	5	120
06:15	13	118	10	94	6	113	16	106	4	109	10	108
06:30	3	102	7	98	6	101	7	118	7	95	6	103
06:45	6	92	8	105	7	90	4	108	16	93	8	98
07:00	9	62	7	55	10	69	5	97	9	74	8	71
07:15	12	63	3	82	9	60	19	75	4	70	9	70
07:30	20	48	18	69	13	69	17	62	17	73	17	64
07:45	15	57	25	47	16	56	16	57	25	53	19	54
08:00	47	39	33	45	33	43	30	50	37	53	36	46
08:15	42	24	30	29	35	44	31	38	40	33	36	34
08:30	26	31	34	24	27	25	31	29	28	30	29	28
08:45	20	21	25	21	19	21	22	19	27	34	23	23
09:00	28	22	29	26	32	28	32	38	42	28	33	28
09:15	24	28	26	18	28	25	22	33	29	18	26	24
09:30	27	18	22	22	29	27	31	37	23	26	26	26
09:45	32	24	33	19	27	17	28	28	28	17	30	21
10:00	20	13	22	13	23	19	20	23	30	22	23	18
10:15	25	11	22	17	15	11	23	23	27	23	22	17
10:30	23	8	31	12	35	7	28	24	29	22	29	15
10:45	22	5	33	5	29	5	25	27	30	16	28	12
11:00	22	5	27	9	29	9	47	20	32	13	31	11
11:15	30	7	44	11	36	10	43	8	30	15	37	10
11:30	27	10	35	9	32	8	42	11	42	12	36	10
11:45	40	9	34	6	42	14	53	11	43	11	42	10
Totals	578	2748	616	2933	596	2907	654	3123	666	2978	621	2937
Day Total	3326		3549		3503		3777		3644		3558	
AM Pct	17.4%		17.4%		17.0%		17.3%		18.3%		17.5%	
Peak Hour	8:00	16:45	11:00	17:00	11:00	16:45	11:00	16:45	11:00	17:00	11:00	16:45
Peak Volume	135	549	140	584	139	582	185	556	147	542	146	556
P.H.F	0.7181	0.9274	0.7955	0.8639	0.8274	0.8872	0.8726	0.8742	0.8547	0.9679	0.8690	0.8910

AECOM

7:00-8:00 AM	56	398	53	438	48	488	57	439	55	424	53	437
7:15-8:15 AM	94	451	79	510	71	517	82	484	83	456	81	483
7:30-8:30 AM	124	498	106	559	97	559	94	528	119	495	108	528
7:45-8:45 AM	130	549	122	568	111	582	108	556	130	525	120	556
8:00-9:00 AM	135	547	122	584	114	562	114	546	132	542	124	556

4:00-5:00 PM	56	398	53	438	48	488	57	439	55	424	53	437
4:15-5:15 PM	94	451	79	510	71	517	82	484	83	456	81	483
4:30-5:30 PM	124	498	106	559	97	559	94	528	119	495	108	528
4:45-5:45 PM	130	549	122	568	111	582	108	556	130	525	120	556
5:00-6:00 PM	135	547	122	584	114	562	114	546	132	542	124	556

Client: AECOM SJ
 File Number:
 Route: WELCH RD
 Location: N. of OAK RD

Site Ref: 3
 Direction: SB-IN

Count Date	10/18/2021		10/19/2021		10/20/2021		10/21/2021		10/22/2021		Average	
Count Time	AM	PM	AM	PM	AM	PM	AM	PM	AM	PM	AM	PM
00:00	3	29	2	32	2	28	4	35	5	32	3	31
00:15	1	28	3	24	1	29	3	19	4	26	2	25
00:30	2	26	2	28	3	31	0	27	1	31	2	29
00:45	1	24	0	25	0	36	1	31	4	34	1	30
01:00	2	20	4	21	3	25	3	30	3	27	3	25
01:15	0	20	1	31	1	34	2	35	3	28	1	30
01:30	0	23	1	42	1	18	1	18	2	28	1	26
01:45	0	27	1	23	0	31	1	27	0	37	0	29
02:00	0	23	4	22	2	39	1	20	4	33	2	27
02:15	1	26	2	19	5	34	5	32	2	37	3	30
02:30	3	15	1	27	0	26	1	18	3	42	2	26
02:45	1	28	1	28	1	28	2	30	1	47	1	32
03:00	0	41	2	30	3	40	0	26	0	47	1	37
03:15	2	36	2	30	1	40	2	28	0	39	1	35
03:30	1	39	5	45	2	40	2	28	2	53	2	41
03:45	3	40	2	37	2	33	1	55	0	47	2	42
04:00	2	55	1	53	1	49	2	36	1	54	1	49
04:15	6	38	7	31	5	34	7	29	5	58	6	38
04:30	6	27	2	53	2	49	4	32	2	54	3	43
04:45	4	40	5	33	6	45	6	45	4	45	5	42
05:00	3	36	9	44	5	43	5	42	9	41	6	41
05:15	7	39	13	31	12	44	11	42	8	43	10	40
05:30	16	33	13	50	20	36	18	45	14	46	16	42
05:45	18	31	24	39	21	42	19	41	15	45	19	40
06:00	25	41	22	35	25	37	28	33	25	34	25	36
06:15	27	18	28	35	28	21	29	23	26	21	28	24
06:30	26	12	29	16	19	23	29	20	27	21	26	18
06:45	23	13	32	15	25	12	33	28	31	20	29	18
07:00	39	18	37	12	37	24	29	16	30	18	34	18
07:15	34	19	22	23	32	15	38	16	26	21	30	19
07:30	39	14	43	12	43	20	34	13	45	16	41	15
07:45	38	17	46	12	48	23	36	17	34	9	40	16
08:00	27	11	31	13	31	11	40	17	41	11	34	13
08:15	29	5	33	8	48	13	52	15	33	10	39	10
08:30	39	15	42	11	51	9	39	13	40	8	42	11
08:45	51	5	44	8	51	6	43	6	46	8	47	7
09:00	25	10	29	12	49	8	30	14	35	7	34	10
09:15	45	9	33	8	39	6	34	6	36	7	37	7
09:30	43	4	34	11	35	6	39	6	37	6	38	7
09:45	25	11	28	8	29	8	34	10	33	8	30	9
10:00	28	8	22	2	36	6	27	8	27	6	28	6
10:15	27	3	33	3	36	6	45	3	33	3	35	4
10:30	21	3	25	4	30	5	20	5	30	8	25	5
10:45	33	4	21	3	17	2	20	5	32	3	25	3
11:00	24	2	28	3	34	4	23	6	24	5	27	4
11:15	20	8	25	4	34	7	26	5	32	6	27	6
11:30	26	12	31	10	32	6	22	8	29	6	28	8
11:45	26	2	32	7	20	2	24	3	29	4	26	4
Totals	822	1008	857	1073	928	1134	875	1067	873	1240	868	1108
Day Total	1830		1930		2062		1942		2113		1976	
AM Pct	44.9%		44.4%		45.0%		45.1%		41.3%		43.9%	
Peak Hour	8:45	15:30	7:30	15:45	8:15	16:30	8:00	16:45	8:00	15:45	8:00	15:45
Peak Volume	164	172	153	174	199	181	174	174	160	213	162	172
P.H.F	0.8039	0.7818	0.8315	0.8208	0.9755	0.9235	0.8365	0.9667	0.8696	0.9181	0.8617	0.8776

AECOM

7:00-8:00 AM	150	160	148	170	160	177	137	142	135	211	145	172
7:15-8:15 AM	138	141	142	161	154	171	148	148	146	198	145	164
7:30-8:30 AM	133	142	153	161	170	181	162	161	153	183	154	166
7:45-8:45 AM	133	148	152	158	178	168	167	174	148	175	155	165
8:00-9:00 AM	146	139	150	164	181	165	174	170	160	175	162	163

4:00-5:00 PM	150	160	148	170	160	177	137	142	135	211	145	172
4:15-5:15 PM	138	141	142	161	154	171	148	148	146	198	145	164
4:30-5:30 PM	133	142	153	161	170	181	162	161	153	183	154	166
4:45-5:45 PM	133	148	152	158	178	168	167	174	148	175	155	165
5:00-6:00 PM	146	139	150	164	181	165	174	170	160	175	162	163

Client: AECOM SJ
 File Number:
 Route: WELCH RD
 Location: N. of OAK RD

Site Ref: 3
 Direction: NB-OUT

Count Date	10/18/2021		10/19/2021		10/20/2021		10/21/2021		10/22/2021		Average	
Count Time	AM	PM	AM	PM	AM	PM	AM	PM	AM	PM	AM	PM
00:00	2	26	1	32	2	30	6	28	4	33	3	30
00:15	1	23	2	28	2	28	3	28	5	35	3	28
00:30	2	26	3	41	6	32	2	35	1	33	3	33
00:45	0	41	2	37	1	49	2	49	2	39	1	43
01:00	0	29	3	34	2	31	0	40	3	32	2	33
01:15	1	34	2	27	3	39	3	37	0	36	2	35
01:30	0	32	1	41	3	37	1	30	0	35	1	35
01:45	1	31	1	33	0	31	1	26	0	36	1	31
02:00	2	37	2	37	1	23	1	28	2	32	2	31
02:15	1	33	7	31	6	32	6	34	6	34	5	33
02:30	0	32	23	34	22	39	23	37	23	45	18	37
02:45	0	18	0	33	2	34	2	32	4	38	2	31
03:00	1	30	4	28	0	37	1	30	1	35	1	32
03:15	1	41	1	39	1	37	0	37	1	38	1	38
03:30	1	25	4	37	2	38	1	28	2	40	2	34
03:45	0	34	3	30	1	37	1	27	2	37	1	33
04:00	2	43	0	35	0	41	3	33	1	35	1	37
04:15	2	38	1	34	2	42	1	35	1	43	1	38
04:30	4	53	2	44	4	37	4	29	1	39	3	40
04:45	5	45	3	40	2	47	4	45	6	46	4	45
05:00	5	48	5	47	6	47	9	40	7	38	6	44
05:15	6	45	8	46	6	48	7	54	6	44	7	47
05:30	7	37	6	37	9	42	7	37	7	36	7	38
05:45	13	35	12	45	18	43	13	43	13	39	14	41
06:00	18	38	18	50	20	40	14	48	19	47	18	45
06:15	29	38	24	38	21	43	36	57	35	52	29	46
06:30	32	42	31	50	41	46	35	60	32	48	34	49
06:45	24	34	17	34	28	38	25	36	26	34	24	35
07:00	21	22	27	29	22	25	15	36	22	31	21	29
07:15	26	25	24	27	26	30	24	23	24	27	25	26
07:30	27	17	30	27	28	24	22	33	28	27	27	26
07:45	32	15	28	15	34	22	40	24	32	21	33	19
08:00	45	12	33	19	39	9	39	14	34	14	38	14
08:15	50	15	48	11	46	13	41	18	39	18	45	15
08:30	31	9	41	11	47	16	35	4	39	9	39	10
08:45	31	8	53	13	52	13	46	13	37	13	44	12
09:00	33	6	35	13	36	5	32	4	32	9	34	7
09:15	35	17	30	7	29	14	29	7	33	8	31	11
09:30	29	5	31	10	33	15	30	10	30	8	31	10
09:45	20	13	20	7	24	8	31	9	34	13	26	10
10:00	27	10	18	5	33	5	31	11	27	9	27	8
10:15	24	7	27	8	26	12	24	10	31	9	26	9
10:30	17	9	33	13	31	11	27	7	25	8	27	10
10:45	20	6	36	4	31	3	22	12	28	6	27	6
11:00	28	4	23	1	27	1	30	2	30	5	28	3
11:15	31	2	22	3	31	1	23	8	27	7	27	4
11:30	20	5	25	2	29	2	27	5	25	6	25	4
11:45	20	2	40	1	23	4	35	4	32	5	30	3
Totals	727	1197	810	1268	858	1301	814	1297	819	1332	807	1278
Day Total	1924		2078		2159		2111		2151		2085	
AM Pct	37.8%		39.0%		39.7%		38.6%		38.1%		38.7%	
Peak Hour	7:45	16:30	8:15	17:45	8:00	16:45	8:00	17:45	8:00	17:45	8:00	17:45
Peak Volume	158	191	177	183	184	184	161	208	149	186	166	181
P.H.F	0.7900	0.9009	0.8349	0.9150	0.8846	0.9583	0.8750	0.8667	0.9551	0.8942	0.9222	0.9235

AECOM

7:00-8:00 AM	106	179	109	153	110	167	101	142	106	163	106	160
7:15-8:15 AM	130	184	115	165	127	173	125	149	118	166	123	167
7:30-8:30 AM	154	191	139	177	147	179	142	168	133	167	143	176
7:45-8:45 AM	158	175	150	170	166	184	155	176	144	164	155	174
8:00-9:00 AM	157	165	175	175	184	180	161	174	149	157	166	170

4:00-5:00 PM	106	179	109	153	110	167	101	142	106	163	106	160
4:15-5:15 PM	130	184	115	165	127	173	125	149	118	166	123	167
4:30-5:30 PM	154	191	139	177	147	179	142	168	133	167	143	176
4:45-5:45 PM	158	175	150	170	166	184	155	176	144	164	155	174
5:00-6:00 PM	157	165	175	175	184	180	161	174	149	157	166	170

Client: AECOM SJ
 File Number:
 Route: QUARRY RD
 Location: N. of QUARRY RD EXTENSION

Site Ref: 4
 Direction: SB-IN

Count Date	10/18/2021		10/19/2021		10/20/2021		10/21/2021		10/22/2021		Average	
Count Time	AM	PM	AM	PM	AM	PM	AM	PM	AM	PM	AM	PM
00:00	4	21	4	47	0	30	3	31	6	52	3	36
00:15	2	32	7	47	1	45	11	37	11	41	6	40
00:30	0	30	1	47	2	33	1	33	8	51	2	39
00:45	1	38	7	49	3	39	2	55	5	46	4	45
01:00	3	44	6	57	0	48	2	50	3	51	3	50
01:15	5	42	3	34	2	36	7	70	3	43	4	45
01:30	3	54	3	85	5	61	4	60	1	58	3	64
01:45	1	42	0	41	7	37	8	40	4	32	4	38
02:00	4	42	6	41	4	61	0	65	3	59	3	54
02:15	0	32	2	22	3	64	9	40	5	47	4	41
02:30	0	58	0	46	0	55	5	55	0	63	1	55
02:45	8	38	10	59	7	46	3	53	10	53	8	50
03:00	4	38	0	52	1	46	2	31	7	54	3	44
03:15	7	46	6	46	6	43	1	39	0	47	4	44
03:30	3	36	10	45	10	59	10	41	7	45	8	45
03:45	18	50	7	42	10	61	19	51	17	46	14	50
04:00	6	55	5	42	3	46	5	48	4	65	5	51
04:15	11	38	11	60	10	40	18	55	12	49	12	48
04:30	3	43	29	40	10	35	12	41	16	68	14	45
04:45	12	48	3	39	17	45	16	45	13	59	12	47
05:00	19	47	10	55	11	39	18	46	11	45	14	46
05:15	28	52	23	53	32	27	11	45	16	62	22	48
05:30	28	25	36	44	27	44	40	52	34	49	33	43
05:45	39	36	47	30	51	35	39	42	42	37	44	36
06:00	35	28	38	33	33	34	52	34	39	34	39	33
06:15	34	34	64	35	27	35	66	37	61	20	50	32
06:30	40	32	38	32	49	49	57	30	43	25	45	34
06:45	34	31	48	38	44	20	38	28	51	36	43	31
07:00	54	28	42	22	45	32	23	21	39	26	41	26
07:15	42	23	38	16	70	45	43	26	36	32	46	28
07:30	57	24	44	16	31	35	45	27	34	41	42	29
07:45	41	30	42	23	42	34	34	26	43	24	40	27
08:00	29	23	44	15	36	17	24	21	34	15	33	18
08:15	42	11	34	15	37	21	31	28	55	22	40	19
08:30	31	16	39	13	36	19	40	12	37	14	37	15
08:45	43	5	39	16	44	11	35	22	49	12	42	13
09:00	31	24	42	22	35	14	37	17	40	28	37	21
09:15	53	11	37	13	48	17	41	16	41	14	44	14
09:30	33	27	51	21	50	13	38	20	48	32	44	23
09:45	49	14	29	17	31	8	45	11	38	8	38	12
10:00	32	13	62	20	50	10	48	13	37	13	46	14
10:15	27	15	31	11	17	5	30	12	32	9	27	10
10:30	18	15	39	13	44	1	29	12	39	18	34	12
10:45	45	15	38	6	34	11	52	7	37	16	41	11
11:00	32	16	31	6	35	5	23	8	41	6	32	8
11:15	30	6	34	5	42	5	25	18	38	9	34	9
11:30	33	2	39	9	31	2	43	3	52	5	40	4
11:45	44	10	40	8	43	6	46	5	54	6	45	7
Totals	1118	1440	1219	1548	1176	1524	1191	1579	1256	1687	1190	1554
Day Total	2558		2767		2700		2770		2943		2744	
AM Pct	43.7%		44.1%		43.6%		43.0%		42.7%		43.4%	
Peak Hour	7:00	16:30	6:15	12:45	6:30	14:00	5:45	12:45	6:00	16:00	6:15	12:45
Peak Volume	194	190	192	225	208	226	214	235	194	241	179	204
P.H.F	0.8509	0.9135	0.7500	0.6618	0.7429	0.8828	0.8106	0.8393	0.7951	0.8860	0.8950	0.7969

AECOM

7:00-8:00 AM	194	184	166	181	188	166	145	189	152	241	169	191
7:15-8:15 AM	169	176	168	194	179	159	146	187	147	221	161	186
7:30-8:30 AM	169	190	164	187	146	146	134	177	166	234	155	186
7:45-8:45 AM	143	172	159	191	151	155	129	188	169	215	150	184
8:00-9:00 AM	145	160	156	182	153	145	130	185	175	193	152	173

4:00-5:00 PM	194	184	166	181	188	166	145	189	152	241	169	191
4:15-5:15 PM	169	176	168	194	179	159	146	187	147	221	161	186
4:30-5:30 PM	169	190	164	187	146	146	134	177	166	234	155	186
4:45-5:45 PM	143	172	159	191	151	155	129	188	169	215	150	184
5:00-6:00 PM	145	160	156	182	153	145	130	185	175	193	152	173

Client: AECOM SJ
 File Number:
 Route: QUARRY RD
 Location: N. of QUARRY RD EXTENSION

Site Ref: 4
 Direction: NB-OUT

Count Date	10/18/2021		10/19/2021		10/20/2021		10/21/2021		10/22/2021		Average	
Count Time	AM	PM	AM	PM	AM	PM	AM	PM	AM	PM	AM	PM
00:00	7	37	13	58	6	56	0	30	17	48	9	46
00:15	2	53	10	33	9	36	1	45	8	41	6	42
00:30	7	31	5	46	8	39	2	33	14	49	7	40
00:45	4	35	8	50	6	59	3	39	8	54	6	47
01:00	8	24	11	63	10	43	0	48	16	55	9	47
01:15	4	40	0	35	3	62	2	36	7	69	3	48
01:30	1	44	3	43	15	59	5	61	3	56	5	53
01:45	0	33	0	50	0	55	7	37	7	36	3	42
02:00	0	39	14	40	6	64	4	61	9	59	7	53
02:15	6	42	0	45	3	50	3	64	5	51	3	50
02:30	1	54	4	39	7	56	0	55	2	66	3	54
02:45	6	39	10	61	0	58	7	46	3	57	5	52
03:00	5	37	5	52	7	66	1	46	0	67	4	54
03:15	8	61	3	59	3	49	6	43	6	57	5	54
03:30	9	51	9	63	7	60	10	59	15	61	10	59
03:45	9	36	4	63	9	70	10	61	6	49	8	56
04:00	11	51	4	50	6	65	3	46	1	55	5	53
04:15	7	60	19	57	10	77	10	40	18	54	13	58
04:30	9	60	12	63	15	88	10	35	11	71	11	63
04:45	19	60	18	61	19	65	17	45	17	64	18	59
05:00	9	77	5	76	16	70	11	39	20	92	12	71
05:15	19	45	12	69	9	59	32	27	8	64	16	53
05:30	13	52	21	48	23	75	27	44	15	60	20	56
05:45	27	51	23	72	15	61	51	35	30	61	29	56
06:00	43	53	24	50	23	46	33	34	23	46	29	46
06:15	27	47	39	48	35	56	27	35	29	52	31	48
06:30	48	44	75	49	51	48	49	49	60	41	57	46
06:45	74	30	74	34	67	41	44	20	69	40	66	33
07:00	40	26	36	39	63	42	45	32	49	44	47	37
07:15	33	26	40	37	31	55	70	45	30	33	41	39
07:30	57	37	53	46	82	38	31	35	37	48	52	41
07:45	58	23	57	26	57	44	42	34	40	44	51	34
08:00	50	33	67	22	65	25	36	17	56	20	55	23
08:15	38	20	58	21	46	31	37	21	53	22	46	23
08:30	46	14	40	15	48	11	36	19	54	20	45	16
08:45	52	17	46	24	32	14	44	11	48	19	44	17
09:00	45	18	57	13	53	24	35	14	31	21	44	18
09:15	33	18	42	26	29	15	48	17	40	15	38	18
09:30	43	15	26	16	33	14	50	13	46	20	40	16
09:45	31	11	36	12	37	21	31	8	44	5	36	11
10:00	40	14	46	15	30	6	50	10	36	13	40	12
10:15	29	17	42	12	26	12	17	5	29	18	29	13
10:30	34	14	49	15	28	13	44	1	36	8	38	10
10:45	20	14	29	10	37	9	34	11	38	21	32	13
11:00	33	14	28	10	46	8	35	5	36	13	36	10
11:15	37	16	48	14	45	17	42	5	32	17	41	14
11:30	52	16	44	10	50	16	31	2	36	23	43	13
11:45	37	9	48	3	37	5	43	6	65	13	46	7
Totals	1191	1658	1317	1863	1263	2053	1176	1524	1263	2012	1244	1824
Day Total	2849		3180		3316		2700		3275		3068	
AM Pct	41.8%		41.4%		38.1%		43.6%		38.6%		40.5%	
Peak Hour	6:45	16:15	7:30	16:30	7:30	15:45	6:30	14:00	8:00	16:30	6:30	16:15
Peak Volume	204	257	235	269	250	300	208	226	211	291	211	251
P.H.F	0.6892	0.8344	0.8769	0.8849	0.7622	0.8523	0.7429	0.8828	0.9420	0.7908	0.7992	0.8838

AECOM

7:00-8:00 AM	188	231	186	231	233	295	188	166	156	244	191	233
7:15-8:15 AM	198	257	217	257	235	300	179	159	163	281	199	251
7:30-8:30 AM	203	242	235	269	250	282	146	146	186	291	204	246
7:45-8:45 AM	192	234	222	254	216	269	151	155	203	280	197	239
8:00-9:00 AM	186	225	211	265	191	265	153	145	211	277	190	236

4:00-5:00 PM	188	231	186	231	233	295	188	166	156	244	191	233
4:15-5:15 PM	198	257	217	257	235	300	179	159	163	281	199	251
4:30-5:30 PM	203	242	235	269	250	282	146	146	186	291	204	246
4:45-5:45 PM	192	234	222	254	216	269	151	155	203	280	197	239
5:00-6:00 PM	186	225	211	265	191	265	153	145	211	277	190	236

Client: AECOM SJ
 File Number:
 Route: PALM DR
 Location: S. of ARBORETUM RD

Site Ref: 5
 Direction: SB-IN

Count Date	10/18/2021		10/19/2021		10/20/2021		10/21/2021		10/22/2021		Average	
Count Time	AM	PM	AM	PM	AM	PM	AM	PM	AM	PM	AM	PM
00:00	1	36	3	46	16	47	4	67	20	87	9	57
00:15	3	52	6	53	3	54	6	67	11	82	6	62
00:30	2	62	3	63	2	62	2	62	11	77	4	65
00:45	0	52	0	48	2	45	2	80	12	87	3	62
01:00	2	58	1	69	1	59	3	91	10	80	3	71
01:15	1	67	2	66	3	54	3	99	9	88	4	75
01:30	1	50	1	49	0	49	0	52	8	78	2	56
01:45	0	35	0	57	1	55	2	71	11	66	3	57
02:00	2	39	1	39	2	48	1	70	3	69	2	53
02:15	2	32	3	48	4	52	3	71	2	66	3	54
02:30	3	44	2	49	3	44	3	75	1	73	2	57
02:45	0	49	2	47	0	45	1	69	1	106	1	63
03:00	0	46	2	55	0	56	2	55	1	84	1	59
03:15	4	40	2	37	1	45	2	58	2	79	2	52
03:30	4	43	2	51	3	54	2	57	3	75	3	56
03:45	4	58	4	57	6	76	5	78	4	84	5	71
04:00	2	58	2	58	5	80	5	69	2	97	3	72
04:15	7	47	7	50	9	56	8	68	9	94	8	63
04:30	6	46	8	57	8	58	8	73	9	86	8	64
04:45	24	68	21	48	23	58	21	99	14	92	21	73
05:00	26	55	30	66	20	45	22	74	24	77	24	63
05:15	29	52	30	68	26	55	37	99	36	93	32	73
05:30	41	52	45	46	47	59	41	76	40	74	43	61
05:45	50	62	54	54	54	63	49	77	45	80	50	67
06:00	39	60	56	55	43	69	47	90	36	95	44	74
06:15	67	49	71	50	58	59	55	137	58	101	62	79
06:30	67	53	72	49	79	53	66	102	77	94	72	70
06:45	52	31	57	49	63	59	59	94	69	68	60	60
07:00	47	45	28	36	53	61	61	57	57	74	49	55
07:15	57	36	61	42	66	49	54	57	54	72	58	51
07:30	70	31	63	40	57	46	59	50	69	80	64	49
07:45	62	24	81	29	67	40	63	43	83	80	71	43
08:00	73	32	70	24	78	31	70	48	84	58	75	39
08:15	81	31	91	29	103	37	102	41	86	52	93	38
08:30	90	35	104	26	104	34	103	43	96	54	99	38
08:45	103	30	94	24	122	29	108	42	95	47	104	34
09:00	93	31	107	20	92	28	125	34	131	39	110	30
09:15	106	19	106	27	91	33	90	36	128	41	104	31
09:30	83	17	86	24	96	28	104	41	118	33	97	29
09:45	58	14	70	33	69	27	83	50	98	41	76	33
10:00	57	20	69	22	66	29	86	41	90	30	74	28
10:15	59	12	50	19	71	26	74	41	78	30	66	26
10:30	62	12	77	19	64	12	80	47	75	30	72	24
10:45	64	7	40	17	73	8	80	31	85	33	68	19
11:00	51	12	61	11	48	11	73	31	94	24	65	18
11:15	57	9	60	5	73	3	64	13	90	26	69	11
11:30	51	2	36	12	52	6	74	23	103	16	63	12
11:45	47	6	54	11	55	6	81	13	95	12	66	10
Totals	1810	1821	1895	1954	1982	2103	2093	2962	2337	3204	2023	2407
Day Total	3631		3849		4085		5055		5541		4430	
AM Pct	49.8%		49.2%		48.5%		41.4%		42.2%		45.7%	
Peak Hour	8:30	12:30	8:30	12:30	8:15	15:45	8:15	18:00	9:00	17:45	8:30	17:45
Peak Volume	392	239	411	246	421	270	438	423	475	370	417	290
P.H.F	0.9245	0.8918	0.9603	0.8913	0.8627	0.8438	0.8760	0.7719	0.9065	0.9158	0.9477	0.9177

AECOM

7:00-8:00 AM	236	219	233	213	243	252	237	309	263	369	242	272
7:15-8:15 AM	262	216	275	221	268	217	246	314	290	349	268	263
7:30-8:30 AM	286	221	305	239	305	216	294	345	322	348	303	273
7:45-8:45 AM	306	227	346	228	352	217	338	348	349	336	338	270
8:00-9:00 AM	347	221	359	234	407	222	383	326	361	324	371	264

4:00-5:00 PM	236	219	233	213	243	252	237	309	263	369	242	272
4:15-5:15 PM	262	216	275	221	268	217	246	314	290	349	268	263
4:30-5:30 PM	286	221	305	239	305	216	294	345	322	348	303	273
4:45-5:45 PM	306	227	346	228	352	217	338	348	349	336	338	270
5:00-6:00 PM	347	221	359	234	407	222	383	326	361	324	371	264

Client: AECOM SJ
 File Number:
 Route: PALM DR
 Location: S. of ARBORETUM RD

Site Ref: 5
 Direction: OUT

Count Date	10/18/2021		10/19/2021		10/20/2021		10/21/2021		10/22/2021		Average	
Count Time	AM	PM	AM	PM	AM	PM	AM	PM	AM	PM	AM	PM
00:00	5	41	9	28	3	39	4	39	6	72	5	44
00:15	1	29	2	35	5	31	7	42	10	68	5	41
00:30	1	32	4	28	4	37	4	43	5	41	4	36
00:45	2	46	4	37	4	43	4	45	10	40	5	42
01:00	6	30	8	50	8	44	8	43	10	41	8	42
01:15	1	41	2	45	4	40	2	46	3	60	2	46
01:30	2	38	4	43	3	39	3	42	5	39	3	40
01:45	1	26	1	39	5	25	2	45	8	56	3	38
02:00	1	51	1	44	0	53	4	51	1	59	1	52
02:15	2	47	0	38	2	47	5	51	7	65	3	50
02:30	9	52	13	64	13	65	14	73	11	59	12	63
02:45	2	39	0	39	1	38	1	49	1	55	1	44
03:00	0	59	0	50	1	60	1	59	4	86	1	63
03:15	0	59	0	60	0	71	0	82	1	68	0	68
03:30	0	58	1	67	0	47	0	64	1	71	0	61
03:45	0	56	2	61	1	52	1	53	0	69	1	58
04:00	0	61	0	54	0	57	0	55	0	66	0	59
04:15	2	55	0	57	0	80	0	79	0	62	0	67
04:30	8	49	8	75	6	56	9	80	12	76	9	67
04:45	0	74	0	73	0	64	1	76	1	72	0	72
05:00	2	80	0	92	2	91	2	88	0	93	1	89
05:15	3	83	3	82	3	99	2	92	3	97	3	91
05:30	1	77	3	85	3	75	3	88	3	86	3	82
05:45	3	53	6	70	5	61	1	73	6	99	4	71
06:00	1	61	5	71	4	75	2	73	5	74	3	71
06:15	4	60	3	81	5	54	10	92	5	92	5	76
06:30	10	74	7	53	10	78	10	89	8	83	9	75
06:45	16	59	15	75	17	60	11	88	12	76	14	72
07:00	16	52	20	54	25	58	25	91	17	64	21	64
07:15	14	60	20	54	22	50	21	62	18	58	19	57
07:30	16	48	26	47	23	44	25	50	25	55	23	49
07:45	18	39	16	44	11	53	15	49	24	52	17	47
08:00	15	31	22	36	11	40	20	39	15	48	17	39
08:15	17	30	21	24	21	35	23	48	21	48	21	37
08:30	17	29	18	33	17	22	10	36	20	31	16	30
08:45	26	15	24	35	22	11	15	42	20	35	21	28
09:00	9	16	15	24	18	22	18	47	24	35	17	29
09:15	30	12	19	28	16	25	23	49	27	30	23	29
09:30	15	13	26	24	31	48	19	60	34	30	25	35
09:45	20	8	28	21	25	27	26	67	32	40	26	33
10:00	14	14	16	16	23	26	19	61	26	24	20	28
10:15	25	11	20	16	22	11	19	32	28	32	23	20
10:30	20	16	24	13	24	14	26	61	20	23	23	25
10:45	23	10	36	15	29	11	20	50	35	25	29	22
11:00	24	13	26	9	26	7	34	33	21	35	26	19
11:15	21	9	35	9	41	7	39	22	37	29	35	15
11:30	29	9	38	11	31	9	43	15	40	19	36	13
11:45	24	6	35	9	46	6	35	9	60	11	40	8
Totals	476	1931	586	2118	593	2107	586	2723	682	2649	583	2307
Day Total	2407		2704		2700		3309		3331		2890	
AM Pct	19.8%		21.7%		22.0%		17.7%		20.5%		20.2%	
Peak Hour	11:00	16:45	10:45	16:45	11:00	16:45	11:00	18:15	11:00	17:00	11:00	16:45
Peak Volume	98	314	135	332	144	329	151	360	158	375	137	334
P.H.F	0.8448	0.9458	0.8882	0.9022	0.7826	0.8308	0.8779	0.9783	0.6583	0.9470	0.8563	0.9176

AECOM

7:00-8:00 AM	64	239	82	259	81	257	86	290	84	276	80	265
7:15-8:15 AM	63	258	84	297	67	291	81	323	82	303	76	295
7:30-8:30 AM	66	286	85	322	66	310	83	336	85	338	78	319
7:45-8:45 AM	67	314	77	332	60	329	68	344	80	348	71	334
8:00-9:00 AM	75	293	85	329	71	326	68	341	76	375	75	333

4:00-5:00 PM	64	239	82	259	81	257	86	290	84	276	80	265
4:15-5:15 PM	63	258	84	297	67	291	81	323	82	303	76	295
4:30-5:30 PM	66	286	85	322	66	310	83	336	85	338	78	319
4:45-5:45 PM	67	314	77	332	60	329	68	344	80	348	71	334
5:00-6:00 PM	75	293	85	329	71	326	68	341	76	375	75	333

Client: AECOM SJ
 File Number:
 Route: LAUSEN ST
 Location: S. of ARBORETUM RD

Site Ref: 6
 Direction: NB-OUT

Count Date	10/18/2021		10/19/2021		10/20/2021		10/21/2021		10/22/2021		Average	
Count Time	AM	PM	AM	PM	AM	PM	AM	PM	AM	PM	AM	PM
00:00	1	3	1	6	0	4	0	8	1	39	1	12
00:15	0	4	0	3	0	8	1	9	0	47	0	14
00:30	0	2	0	4	0	4	0	12	1	35	0	11
00:45	0	6	0	3	1	2	0	14	1	28	0	11
01:00	0	3	0	3	0	2	0	14	1	28	0	10
01:15	0	2	0	3	0	5	0	23	0	27	0	12
01:30	0	2	1	2	0	5	0	14	0	30	0	11
01:45	0	0	1	4	0	3	0	16	0	18	0	8
02:00	0	4	0	2	0	2	0	16	1	33	0	11
02:15	0	3	0	4	1	3	0	20	0	16	0	9
02:30	0	5	2	3	0	4	0	27	0	22	0	12
02:45	0	2	0	4	0	2	0	35	0	36	0	16
03:00	0	2	0	2	0	2	1	22	2	45	1	15
03:15	0	2	0	1	1	4	0	34	0	35	0	15
03:30	0	2	0	6	0	2	0	15	0	38	0	13
03:45	0	4	0	6	0	4	0	21	0	23	0	12
04:00	0	4	1	6	0	8	0	17	0	27	0	12
04:15	1	9	0	3	0	1	0	28	0	52	0	19
04:30	0	8	1	9	0	11	0	43	1	90	0	32
04:45	0	6	0	4	0	3	0	83	0	54	0	30
05:00	0	7	0	6	0	5	1	39	0	43	0	20
05:15	1	4	1	4	0	4	0	32	1	62	1	21
05:30	0	5	1	11	1	8	0	18	0	53	0	19
05:45	2	5	0	0	0	1	0	17	2	33	1	11
06:00	0	7	0	5	0	4	0	24	0	50	0	18
06:15	1	11	0	5	1	2	1	19	3	43	1	16
06:30	1	5	0	3	0	5	0	14	0	29	0	11
06:45	1	3	0	7	2	1	0	14	1	27	1	10
07:00	1	1	0	0	1	2	0	25	1	18	1	9
07:15	3	0	1	2	1	2	1	9	2	17	2	6
07:30	2	1	1	3	3	0	4	11	4	26	3	8
07:45	3	0	7	0	1	1	0	8	3	13	3	4
08:00	0	0	2	3	1	1	1	7	9	16	3	5
08:15	2	1	1	1	2	1	2	6	3	18	2	5
08:30	1	0	2	0	1	1	4	4	2	23	2	6
08:45	2	0	1	2	7	1	3	2	4	23	3	6
09:00	4	0	5	1	3	0	5	10	3	23	4	7
09:15	4	2	1	0	2	0	5	40	5	34	3	15
09:30	1	2	2	1	0	0	6	45	1	24	2	14
09:45	1	0	1	0	2	0	10	38	12	35	5	15
10:00	3	0	4	0	2	0	8	44	6	28	5	14
10:15	1	0	2	0	1	0	10	45	5	28	4	15
10:30	1	0	4	0	1	0	7	24	7	28	4	10
10:45	3	0	1	1	5	1	15	32	3	19	5	11
11:00	0	0	4	0	5	0	8	11	6	24	5	7
11:15	7	0	1	0	1	0	9	8	10	36	6	9
11:30	4	0	4	0	2	1	10	2	6	45	5	10
11:45	3	0	1	0	3	0	15	0	9	34	6	7
Totals	54	127	54	133	51	120	127	1019	116	1575	79	594
Day Total	181		187		171		1146		1691		673	
AM Pct	29.8%		28.9%		29.8%		11.1%		6.9%		11.7%	
Peak Hour	10:45	16:15	7:45	16:45	8:15	15:45	10:45	16:30	11:00	16:30	11:00	16:30
Peak Volume	14	30	12	25	13	24	42	197	31	249	22	103
P.H.F	0.5000	0.8333	0.4286	0.5682	0.4643	0.5455	0.7000	0.5934	0.7750	0.6917	0.9167	0.8047

AECOM

7:00-8:00 AM	9	27	9	22	6	23	5	171	10	223	9	93
7:15-8:15 AM	8	30	11	22	6	20	6	193	18	239	11	101
7:30-8:30 AM	7	25	11	23	7	23	7	197	19	249	11	103
7:45-8:45 AM	6	22	12	25	5	20	7	172	17	212	10	90
8:00-9:00 AM	5	21	6	21	11	18	10	106	18	191	10	71

4:00-5:00 PM	9	27	9	22	6	23	5	171	10	223	9	93
4:15-5:15 PM	8	30	11	22	6	20	6	193	18	239	11	101
4:30-5:30 PM	7	25	11	23	7	23	7	197	19	249	11	103
4:45-5:45 PM	6	22	12	25	5	20	7	172	17	212	10	90
5:00-6:00 PM	5	21	6	21	11	18	10	106	18	191	10	71

Client: AECOM SJ
 File Number:
 Route: GALVEZ ST
 Location: S. of ARBORETUM RD

Site Ref: 7
 Direction: SB-IN

Count Date	10/18/2021		10/19/2021		10/20/2021		10/21/2021		10/22/2021		Average	
Count Time	AM	PM	AM	PM	AM	PM	AM	PM	AM	PM	AM	PM
00:00	3	44	3	58	1	35	6	64	5	101	4	60
00:15	1	49	5	45	4	40	3	79	5	92	4	61
00:30	0	54	1	41	3	61	4	58	5	73	3	57
00:45	9	54	1	55	3	60	2	65	5	78	4	62
01:00	2	47	3	43	1	56	4	77	6	76	3	60
01:15	2	53	0	41	3	44	1	69	6	77	2	57
01:30	4	33	1	41	4	53	0	57	3	69	2	51
01:45	0	38	1	47	0	45	3	54	4	62	2	49
02:00	1	31	0	46	1	51	2	61	2	76	1	53
02:15	0	40	0	48	0	41	2	60	0	61	0	50
02:30	1	45	1	39	0	33	1	68	0	73	1	52
02:45	0	37	1	39	1	54	1	85	1	72	1	57
03:00	0	40	0	44	1	37	1	76	4	68	1	53
03:15	1	43	0	43	0	42	1	59	2	75	1	52
03:30	1	42	3	42	1	47	1	67	2	77	2	55
03:45	0	48	2	37	0	54	1	79	1	63	1	56
04:00	2	29	2	43	2	64	2	86	2	92	2	63
04:15	2	55	1	46	1	38	6	73	3	80	3	58
04:30	7	45	9	46	8	43	6	122	5	77	7	67
04:45	7	44	6	65	5	44	4	129	9	75	6	71
05:00	8	64	9	55	18	44	13	106	8	54	11	65
05:15	19	46	18	41	15	63	20	93	16	91	18	67
05:30	37	57	52	72	52	62	50	73	40	90	46	71
05:45	53	57	50	57	46	54	45	100	53	108	49	75
06:00	44	49	54	43	39	43	33	106	42	102	42	69
06:15	42	46	52	58	76	44	64	102	55	107	58	71
06:30	43	27	63	58	58	48	65	98	47	82	55	63
06:45	69	46	72	31	58	38	65	63	69	63	67	48
07:00	48	43	59	31	45	39	45	67	62	77	52	51
07:15	58	49	67	41	67	39	52	55	72	70	63	51
07:30	59	33	69	44	84	40	71	69	90	60	75	49
07:45	94	32	90	24	81	29	89	53	110	71	93	42
08:00	80	26	76	23	84	23	78	41	82	64	80	35
08:15	69	26	55	31	73	21	87	33	117	58	80	34
08:30	80	27	78	26	96	29	89	37	101	37	89	31
08:45	82	17	89	17	87	25	76	32	73	45	81	27
09:00	78	17	101	17	96	20	92	37	126	29	99	24
09:15	84	14	85	25	82	15	75	37	128	36	91	25
09:30	67	16	75	15	71	18	105	19	127	29	89	19
09:45	74	12	69	9	77	16	96	24	113	24	86	17
10:00	62	9	53	9	60	16	90	27	87	17	70	16
10:15	57	7	52	11	43	6	77	23	72	24	60	14
10:30	45	9	58	10	68	8	77	12	108	17	71	11
10:45	43	7	51	5	68	12	84	19	97	19	69	12
11:00	41	9	43	5	51	12	78	14	87	16	60	11
11:15	39	6	52	6	45	4	84	9	110	18	66	9
11:30	39	2	53	2	60	5	83	7	124	15	72	6
11:45	42	6	43	5	71	9	75	16	97	13	66	10
Totals	1599	1630	1728	1680	1810	1724	2009	2860	2383	2953	1908	2167
Day Total	3229		3408		3534		4869		5336		4075	
AM Pct	49.5%		50.7%		51.2%		41.3%		44.7%		46.8%	
Peak Hour	8:30	17:00	8:30	16:45	8:30	17:00	9:00	16:30	9:00	17:30	9:00	17:30
Peak Volume	324	224	353	233	361	223	368	450	494	407	365	286
P.H.F	0.9643	0.8750	0.8738	0.8090	0.9401	0.8849	0.8762	0.8721	0.9648	0.9421	0.9217	0.9533

AECOM

7:00-8:00 AM	259	173	285	200	277	189	257	410	334	324	283	259
7:15-8:15 AM	291	208	302	212	316	169	290	430	354	286	311	261
7:30-8:30 AM	302	199	290	207	322	194	325	450	399	297	328	270
7:45-8:45 AM	323	211	299	233	334	213	343	401	410	310	342	274
8:00-9:00 AM	311	224	298	225	340	223	330	372	373	343	330	278

4:00-5:00 PM	259	173	285	200	277	189	257	410	334	324	283	259
4:15-5:15 PM	291	208	302	212	316	169	290	430	354	286	311	261
4:30-5:30 PM	302	199	290	207	322	194	325	450	399	297	328	270
4:45-5:45 PM	323	211	299	233	334	213	343	401	410	310	342	274
5:00-6:00 PM	311	224	298	225	340	223	330	372	373	343	330	278

Client: AECOM SJ
 File Number:
 Route: GALVEZ ST
 Location: S. of ARBORETUM RD

Site Ref: 7
 Direction: NB-OUT

Count Date	10/18/2021		10/19/2021		10/20/2021		10/21/2021		10/22/2021		Average	
Count Time	AM	PM	AM	PM	AM	PM	AM	PM	AM	PM	AM	PM
00:00	4	41	3	42	7	63	1	54	7	91	4	58
00:15	4	41	5	49	11	45	4	61	5	71	6	53
00:30	3	47	0	44	3	55	1	68	4	72	2	57
00:45	0	45	1	58	3	55	1	67	8	60	3	57
01:00	6	48	7	63	3	41	5	63	4	63	5	56
01:15	2	44	2	59	5	50	5	73	5	70	4	59
01:30	3	61	3	68	6	63	4	101	7	89	5	76
01:45	0	47	2	40	7	56	8	74	6	75	5	58
02:00	2	46	1	56	2	69	7	72	3	86	3	66
02:15	3	46	5	56	2	70	0	73	4	82	3	65
02:30	0	85	7	76	8	87	11	100	10	92	7	88
02:45	2	52	2	68	5	71	8	91	2	95	4	75
03:00	2	92	3	76	1	85	2	98	3	98	2	90
03:15	0	78	0	97	0	83	1	97	2	121	1	95
03:30	1	105	2	94	1	75	0	108	0	110	1	98
03:45	0	83	3	100	2	92	1	113	2	103	2	98
04:00	0	75	1	89	1	64	3	113	3	107	2	90
04:15	1	76	2	80	2	95	3	85	3	109	2	89
04:30	3	92	4	96	4	112	5	135	5	168	4	121
04:45	2	89	3	98	0	100	2	139	8	142	3	114
05:00	4	98	3	130	1	124	4	163	6	137	4	130
05:15	3	115	1	123	2	132	4	134	1	137	2	128
05:30	5	105	2	100	6	121	7	133	2	154	4	123
05:45	9	78	5	80	6	109	6	131	4	130	6	106
06:00	7	76	13	92	6	121	12	113	14	133	10	107
06:15	4	102	6	111	11	93	4	129	13	135	8	114
06:30	13	90	10	113	19	101	15	129	19	124	15	111
06:45	14	77	20	94	23	96	14	111	37	98	22	95
07:00	18	99	17	86	23	69	23	222	26	90	21	113
07:15	26	68	18	62	28	65	15	132	17	77	21	81
07:30	24	94	15	80	39	58	22	128	29	72	26	86
07:45	29	59	38	60	32	56	25	92	36	93	32	72
08:00	21	47	28	67	48	56	35	65	41	71	35	61
08:15	25	47	22	36	29	43	29	60	34	83	28	54
08:30	34	60	26	28	33	49	49	65	42	66	37	54
08:45	36	31	23	41	42	33	44	45	30	57	35	41
09:00	35	34	34	44	38	32	50	71	50	58	41	48
09:15	28	35	27	39	45	31	31	66	33	62	33	47
09:30	25	27	38	30	33	25	53	70	55	52	41	41
09:45	27	27	26	19	28	33	60	54	52	49	39	36
10:00	34	26	22	28	53	20	54	123	59	39	44	47
10:15	31	14	21	30	39	17	39	115	35	41	33	43
10:30	24	16	26	12	47	8	44	42	46	36	37	23
10:45	36	11	32	12	31	18	50	41	42	39	38	24
11:00	28	12	44	8	40	12	44	42	57	40	43	23
11:15	38	13	40	11	50	9	59	20	64	44	50	19
11:30	44	6	45	9	38	5	55	19	68	40	50	16
11:45	51	2	45	6	63	3	56	8	68	38	57	11
Totals	711	2762	703	2960	926	2970	975	4308	1071	4099	880	3417
Day Total	3473		3663		3896		5283		5170		4297	
AM Pct	20.5%		19.2%		23.8%		18.5%		20.7%		20.5%	
Peak Hour	11:00	16:45	11:00	16:45	11:00	17:00	11:00	18:30	11:00	16:30	11:00	16:45
Peak Volume	161	407	174	451	191	486	214	594	257	584	200	495
P.H.F	0.7892	0.8848	0.9667	0.8673	0.7579	0.9205	0.9068	0.6689	0.9449	0.8690	0.8772	0.9519

AECOM

7:00-8:00 AM	97	332	88	363	122	371	85	472	108	526	100	414
7:15-8:15 AM	100	355	99	404	147	431	97	522	123	556	114	454
7:30-8:30 AM	99	394	103	447	148	468	111	571	140	584	121	493
7:45-8:45 AM	109	407	114	451	142	477	138	569	153	570	132	495
8:00-9:00 AM	116	396	99	433	152	486	157	561	147	558	135	487

4:00-5:00 PM	97	332	88	363	122	371	85	472	108	526	100	414
4:15-5:15 PM	100	355	99	404	147	431	97	522	123	556	114	454
4:30-5:30 PM	99	394	103	447	148	468	111	571	140	584	121	493
4:45-5:45 PM	109	407	114	451	142	477	138	569	153	570	132	495
5:00-6:00 PM	116	396	99	433	152	486	157	561	147	558	135	487

Client: AECOM SJ
 File Number:
 Route: SERRA ST
 Location: SW. of EL CAMINO REAL

Site Ref: 8
 Direction: SB-IN

Count Date	10/18/2021		10/19/2021		10/20/2021		10/21/2021		10/22/2021		Average	
Count Time	AM	PM	AM	PM	AM	PM	AM	PM	AM	PM	AM	PM
00:00	7	38	8	40	8	35	6	43	16	37	9	39
00:15	9	29	7	38	10	37	8	38	15	38	10	36
00:30	10	26	3	47	3	43	9	48	11	41	7	41
00:45	4	39	5	46	6	32	8	39	12	41	7	39
01:00	7	48	5	36	4	43	5	44	12	39	7	42
01:15	3	44	3	36	4	42	4	37	9	55	5	43
01:30	2	22	6	31	5	43	3	32	10	41	5	34
01:45	8	27	4	36	3	42	2	39	11	41	6	37
02:00	6	31	1	42	0	28	3	31	10	34	4	33
02:15	1	34	1	32	3	45	2	34	4	47	2	38
02:30	1	24	1	32	2	29	1	30	4	43	2	32
02:45	0	22	1	41	2	35	1	38	1	51	1	37
03:00	0	29	2	36	2	38	1	31	2	51	1	37
03:15	2	28	1	33	0	28	1	29	1	39	1	31
03:30	2	33	2	34	0	29	1	41	2	46	1	37
03:45	2	44	2	31	1	40	1	38	1	46	1	40
04:00	2	31	3	36	2	36	1	37	5	56	3	39
04:15	3	38	3	47	4	44	3	46	2	61	3	47
04:30	7	39	10	34	8	40	6	42	6	49	7	41
04:45	7	49	4	52	8	58	9	44	6	61	7	53
05:00	9	26	6	40	3	34	5	34	7	56	6	38
05:15	9	33	11	40	14	50	12	48	13	52	12	45
05:30	11	41	16	46	20	51	15	51	17	53	16	48
05:45	31	61	27	65	28	45	31	59	25	54	28	57
06:00	18	40	24	42	15	56	11	50	15	58	17	49
06:15	19	35	23	60	18	43	17	46	9	65	17	50
06:30	40	44	29	41	22	39	29	51	20	58	28	47
06:45	20	49	24	39	22	54	20	47	21	62	21	50
07:00	21	49	17	39	12	35	12	45	15	46	15	43
07:15	28	36	19	32	33	1	21	47	18	51	24	33
07:30	52	45	33	44	43	41	28	39	34	60	38	46
07:45	55	34	68	57	45	41	60	39	54	53	56	45
08:00	27	23	36	32	39	44	46	51	36	56	37	41
08:15	41	32	47	31	38	35	41	43	43	51	42	38
08:30	60	28	45	37	63	38	55	42	48	43	54	38
08:45	42	29	44	26	41	39	42	34	37	51	41	36
09:00	53	26	51	35	50	35	39	38	46	53	48	37
09:15	41	33	34	36	40	27	38	34	35	42	38	34
09:30	58	28	37	24	43	21	41	34	39	39	44	29
09:45	32	22	33	28	43	21	39	34	35	31	36	27
10:00	34	16	33	28	34	25	29	29	33	38	33	27
10:15	39	15	30	19	32	21	30	23	34	38	33	23
10:30	27	17	32	15	26	18	27	18	27	28	28	19
10:45	26	11	30	12	40	14	38	19	41	31	35	17
11:00	31	12	28	15	23	15	28	14	41	27	30	17
11:15	38	7	38	16	52	13	38	20	40	20	41	15
11:30	43	10	33	7	37	11	34	14	44	17	38	12
11:45	35	9	41	15	38	12	41	16	44	21	40	15
Totals	1023	1486	961	1681	989	1646	942	1780	1011	2171	985	1752
Day Total	2509		2642		2635		2722		3182		2737	
AM Pct	40.8%		36.4%		37.5%		34.6%		31.8%		36.0%	
Peak Hour	8:15	17:45	7:45	17:30	8:30	17:15	7:45	17:15	7:45	18:00	7:45	17:30
Peak Volume	196	180	196	213	194	202	202	208	181	243	189	204
P.H.F	0.8167	0.7377	0.7206	0.8192	0.7698	0.9018	0.8417	0.8814	0.8380	0.9346	0.8438	0.8947

AECOM

7:00-8:00 AM	156	157	137	169	133	178	121	169	121	227	133	180
7:15-8:15 AM	162	152	156	173	160	176	155	166	142	227	155	179
7:30-8:30 AM	175	147	184	166	165	182	175	168	167	218	173	177
7:45-8:45 AM	183	149	196	178	185	193	202	177	181	222	189	184
8:00-9:00 AM	170	161	172	191	181	180	184	192	164	215	174	188

4:00-5:00 PM	156	157	137	169	133	178	121	169	121	227	133	180
4:15-5:15 PM	162	152	156	173	160	176	155	166	142	227	155	179
4:30-5:30 PM	175	147	184	166	165	182	175	168	167	218	173	177
4:45-5:45 PM	183	149	196	178	185	193	202	177	181	222	189	184
5:00-6:00 PM	170	161	172	191	181	180	184	192	164	215	174	188

Client: AECOM SJ
 File Number:
 Route: SERRA ST
 Location: SW. of EL CAMINO REAL

Site Ref: 8
 Direction: NB-OUT

Count Date	10/18/2021		10/19/2021		10/20/2021		10/21/2021		10/22/2021		Average	
Count Time	AM	PM	AM	PM	AM	PM	AM	PM	AM	PM	AM	PM
00:00	15	45	14	52	20	61	11	46	20	54	16	52
00:15	13	57	6	63	20	59	11	43	14	61	13	57
00:30	8	47	15	44	19	44	11	41	16	45	14	44
00:45	7	56	8	47	4	50	6	45	18	59	9	51
01:00	10	45	4	57	5	52	7	47	18	46	9	49
01:15	2	43	6	52	5	67	7	53	14	53	7	54
01:30	5	57	5	72	6	62	6	55	16	58	8	61
01:45	8	48	10	49	6	56	2	48	13	49	8	50
02:00	8	49	2	74	8	49	4	40	9	66	6	56
02:15	5	70	11	63	14	52	8	43	13	55	10	57
02:30	7	93	7	93	6	82	4	58	9	76	7	80
02:45	6	76	2	69	0	64	3	54	3	73	3	67
03:00	2	63	3	95	2	64	2	62	3	75	2	72
03:15	1	101	1	108	1	61	1	77	2	76	1	85
03:30	1	97	2	102	1	67	2	60	2	73	2	80
03:45	3	73	1	81	0	77	3	46	1	69	2	69
04:00	0	80	4	73	2	65	2	68	3	80	2	73
04:15	1	78	1	95	2	83	0	66	2	84	1	81
04:30	4	107	6	133	6	92	2	68	4	83	4	97
04:45	0	108	0	77	5	98	3	72	5	90	3	89
05:00	2	118	4	112	3	90	2	81	5	92	3	99
05:15	8	121	3	115	9	107	3	80	3	104	5	105
05:30	2	113	11	95	10	95	6	78	8	93	7	95
05:45	16	99	15	79	6	99	11	62	10	82	12	84
06:00	7	119	8	107	9	96	9	77	6	103	8	100
06:15	15	107	18	118	13	98	13	93	8	103	13	104
06:30	8	97	16	86	12	96	16	84	17	101	14	93
06:45	14	94	6	103	14	86	13	79	16	93	13	91
07:00	19	80	16	86	27	76	15	74	17	89	19	81
07:15	15	89	25	83	19	84	15	71	11	86	17	83
07:30	23	102	29	79	29	68	28	70	21	80	26	80
07:45	24	77	48	65	38	55	30	68	35	78	35	69
08:00	36	63	47	67	34	61	33	58	31	69	36	64
08:15	34	53	28	66	33	55	29	64	31	71	31	62
08:30	32	58	21	56	38	53	26	56	31	58	30	56
08:45	42	44	53	54	40	45	26	43	36	56	39	48
09:00	55	60	48	53	59	41	35	43	35	52	46	50
09:15	29	37	38	64	54	38	30	47	41	61	38	49
09:30	46	39	27	44	43	37	35	57	41	69	38	49
09:45	53	43	46	55	42	34	32	52	42	41	43	45
10:00	52	41	28	42	47	27	35	50	40	40	40	40
10:15	42	36	34	39	59	24	30	36	30	40	39	35
10:30	42	31	39	29	50	23	32	33	34	31	39	29
10:45	47	25	46	27	35	19	25	28	31	31	37	26
11:00	45	8	54	23	46	23	29	26	47	31	44	22
11:15	69	25	58	20	43	18	38	22	47	29	51	23
11:30	50	22	69	13	44	17	43	19	48	18	51	18
11:45	50	15	46	18	60	20	45	21	49	21	50	19
Totals	983	3209	989	3297	1048	2890	779	2664	956	3147	951	3043
Day Total	4192		4286		3938		3443		4103		3994	
AM Pct	23.4%		23.1%		26.6%		22.6%		23.3%		23.8%	
Peak Hour	11:00	16:45	10:45	16:30	9:00	17:15	11:00	18:00	11:00	18:00	11:00	16:30
Peak Volume	214	460	227	437	198	397	155	333	191	400	196	390
P.H.F	0.7754	0.9504	0.8225	0.8214	0.8390	0.9276	0.8611	0.8952	0.9745	0.9709	0.9608	0.9286

AECOM

7:00-8:00 AM	81	373	118	378	113	338	88	274	84	337	97	340
7:15-8:15 AM	98	411	149	417	120	363	106	287	98	349	114	366
7:30-8:30 AM	117	454	152	437	134	387	120	301	118	369	128	390
7:45-8:45 AM	126	460	144	399	143	390	118	311	128	379	132	388
8:00-9:00 AM	144	451	149	401	145	391	114	301	129	371	136	383

4:00-5:00 PM	81	373	118	378	113	338	88	274	84	337	97	340
4:15-5:15 PM	98	411	149	417	120	363	106	287	98	349	114	366
4:30-5:30 PM	117	454	152	437	134	387	120	301	118	369	128	390
4:45-5:45 PM	126	460	144	399	143	390	118	311	128	379	132	388
5:00-6:00 PM	144	451	149	401	145	391	114	301	129	371	136	383

Client: AECOM SJ
 File Number:
 Route: YALE ST
 Location: W. of STANFORD AVE

Site Ref: 9
 Direction: WB-IN

Count Date	10/18/2021		10/19/2021		10/20/2021		10/21/2021		10/22/2021		Average	
Count Time	AM	PM	AM	PM	AM	PM	AM	PM	AM	PM	AM	PM
00:00	0	10	0	6	0	5	1	11	2	5	1	7
00:15	0	8	1	14	0	6	2	3	2	4	1	7
00:30	0	3	0	5	0	5	1	8	0	7	0	6
00:45	2	9	0	10	0	8	0	10	0	6	0	9
01:00	0	4	0	3	0	14	1	9	0	6	0	7
01:15	0	9	0	6	0	9	2	5	0	11	0	8
01:30	0	4	0	3	0	7	0	5	1	8	0	5
01:45	0	8	0	7	1	13	1	8	1	10	1	9
02:00	0	4	1	5	0	11	0	10	1	9	0	8
02:15	0	10	0	12	0	10	0	9	2	10	0	10
02:30	1	5	0	8	0	4	0	9	1	12	0	8
02:45	0	8	0	9	0	7	0	9	0	11	0	9
03:00	0	8	0	8	0	7	1	10	0	8	0	8
03:15	0	11	0	8	0	8	0	6	0	15	0	10
03:30	0	10	0	12	0	18	0	11	0	8	0	12
03:45	0	8	0	11	0	6	0	15	0	8	0	10
04:00	0	7	0	14	0	10	0	13	0	17	0	12
04:15	0	9	0	7	0	14	0	15	0	10	0	11
04:30	0	6	0	12	0	14	1	14	0	11	0	11
04:45	0	8	0	12	0	7	1	8	0	13	0	10
05:00	0	5	1	10	0	13	1	12	0	15	0	11
05:15	0	12	0	8	0	19	1	19	1	14	0	14
05:30	0	12	0	11	0	14	1	13	1	16	0	13
05:45	1	17	0	20	0	13	0	10	1	13	0	15
06:00	0	16	1	13	1	10	2	12	0	13	1	13
06:15	2	12	1	10	2	11	3	13	3	15	2	12
06:30	4	12	4	13	2	11	1	15	2	20	3	14
06:45	8	13	4	17	4	17	7	10	5	17	6	15
07:00	1	12	5	13	5	16	6	15	5	9	4	13
07:15	8	10	14	14	10	10	6	9	10	16	10	12
07:30	8	9	7	9	5	7	7	9	6	12	7	9
07:45	6	11	6	11	5	13	10	13	13	14	8	12
08:00	11	14	5	17	11	10	11	8	18	17	11	13
08:15	13	10	11	8	13	10	13	10	14	13	13	10
08:30	11	8	13	9	10	10	19	6	16	9	14	8
08:45	8	6	10	8	13	4	4	5	15	11	10	7
09:00	9	6	8	3	6	6	10	10	10	7	9	6
09:15	5	7	8	5	7	8	12	5	7	3	8	6
09:30	9	4	7	3	3	5	8	2	6	7	7	4
09:45	9	5	2	10	8	5	8	5	7	8	7	7
10:00	7	2	3	4	4	5	5	6	6	6	5	5
10:15	8	1	8	4	1	4	6	5	8	5	6	4
10:30	4	1	8	3	4	2	6	5	6	3	6	3
10:45	4	1	8	5	8	3	1	4	6	3	5	3
11:00	3	1	3	3	2	1	7	2	8	5	5	2
11:15	5	2	5	3	6	0	10	1	12	3	8	2
11:30	2	2	8	2	7	1	12	3	9	2	8	2
11:45	7	0	7	0	7	3	12	0	10	4	9	1
Totals	156	360	159	408	145	414	200	415	215	469	175	413
Day Total	516		567		559		615		684		588	
AM Pct	30.2%		28.0%		25.9%		32.5%		31.4%		29.8%	
Peak Hour	8:00	17:15	8:15	18:30	8:00	17:00	7:45	15:45	8:00	18:00	8:00	17:15
Peak Volume	43	57	42	57	47	59	53	57	63	65	48	55
P.H.F	0.8269	0.8382	0.8077	0.8382	0.9038	0.7763	0.6974	0.9500	0.8750	0.8125	0.8571	0.9167

AECOM

7:00-8:00 AM	23	30	32	45	25	45	29	50	34	51	29	44
7:15-8:15 AM	33	28	32	41	31	48	34	49	47	49	36	43
7:30-8:30 AM	38	31	29	42	34	53	41	53	51	53	39	46
7:45-8:45 AM	41	37	35	41	39	53	53	52	61	58	46	48
8:00-9:00 AM	43	46	39	49	47	59	47	54	63	58	48	53

4:00-5:00 PM	23	30	32	45	25	45	29	50	34	51	29	44
4:15-5:15 PM	33	28	32	41	31	48	34	49	47	49	36	43
4:30-5:30 PM	38	31	29	42	34	53	41	53	51	53	39	46
4:45-5:45 PM	41	37	35	41	39	53	53	52	61	58	46	48
5:00-6:00 PM	43	46	39	49	47	59	47	54	63	58	48	53

Client: AECOM SJ
 File Number:
 Route: YALE ST
 Location: W. of STANFORD AVE

Site Ref: 9
 Direction: EB-OUT

Count Date	10/18/2021		10/19/2021		10/20/2021		10/21/2021		10/22/2021		Average	
Count Time	AM	PM	AM	PM	AM	PM	AM	PM	AM	PM	AM	PM
00:00	0	4	0	7	0	6	0	10	1	4	0	6
00:15	1	10	0	4	0	4	0	4	2	6	1	6
00:30	0	8	1	4	0	7	1	7	0	13	0	8
00:45	0	4	0	4	0	3	0	6	1	7	0	5
01:00	1	5	0	7	0	7	0	7	3	11	1	7
01:15	0	5	1	7	0	11	1	4	0	6	0	7
01:30	0	3	0	8	0	7	0	7	0	9	0	7
01:45	0	5	0	5	0	6	0	4	0	8	0	6
02:00	0	5	0	8	0	10	0	2	0	7	0	6
02:15	1	13	0	9	0	4	0	8	0	9	0	9
02:30	1	12	0	8	0	9	0	9	0	5	0	9
02:45	0	7	0	5	0	5	0	5	0	8	0	6
03:00	0	6	0	5	0	5	0	12	0	8	0	7
03:15	0	8	0	6	0	5	0	8	1	7	0	7
03:30	0	5	0	5	0	7	0	6	1	6	0	6
03:45	0	6	0	16	0	10	0	7	0	11	0	10
04:00	0	10	0	13	1	10	0	16	0	7	0	11
04:15	1	3	0	11	0	14	1	8	1	13	1	10
04:30	0	7	1	13	0	10	1	6	0	13	0	10
04:45	0	10	1	6	0	10	0	12	0	14	0	10
05:00	0	11	0	10	0	9	0	7	0	12	0	10
05:15	1	15	1	9	0	9	2	11	0	16	1	12
05:30	0	7	1	14	1	13	1	12	1	17	1	13
05:45	2	8	3	9	2	10	2	13	1	26	2	13
06:00	1	11	1	13	1	13	1	16	3	19	1	14
06:15	1	11	1	10	0	12	1	14	0	11	1	12
06:30	4	12	0	9	0	6	0	15	3	20	1	12
06:45	2	8	1	12	2	16	3	10	4	11	2	11
07:00	1	6	2	8	1	12	3	6	2	9	2	8
07:15	2	5	2	6	2	7	1	9	0	15	1	8
07:30	5	6	10	7	7	8	9	6	10	13	8	8
07:45	8	9	5	4	14	8	13	7	13	9	11	7
08:00	11	3	8	3	9	1	12	7	14	5	11	4
08:15	10	5	9	2	15	7	11	6	8	4	11	5
08:30	6	3	6	2	14	4	7	5	13	3	9	3
08:45	10	3	9	2	9	2	8	2	13	1	10	2
09:00	6	2	11	2	9	5	6	4	5	5	7	4
09:15	7	7	5	5	5	2	8	2	12	5	7	4
09:30	7	3	1	1	9	5	11	6	10	3	8	4
09:45	5	3	6	2	3	2	10	2	6	6	6	3
10:00	3	0	1	2	7	3	5	2	5	3	4	2
10:15	4	0	6	2	5	2	6	0	4	4	5	2
10:30	9	0	5	0	6	2	7	1	10	2	7	1
10:45	5	1	6	2	6	1	5	1	8	2	6	1
11:00	6	1	5	1	8	0	7	1	3	3	6	1
11:15	4	2	8	1	6	0	10	2	4	3	6	2
11:30	6	0	6	3	6	0	5	0	8	2	6	1
11:45	5	0	9	1	14	2	4	1	14	3	9	1
Totals	136	278	132	293	162	311	162	316	184	404	152	321
Day Total	414		425		473		478		588		473	
AM Pct	32.9%		31.1%		34.2%		33.9%		31.3%		32.1%	
Peak Hour	8:00	16:30	8:15	15:45	7:45	17:30	7:30	17:45	7:45	17:15	7:45	17:15
Peak Volume	37	43	35	53	52	48	45	58	48	78	42	52
P.H.F	0.8409	0.7167	0.7955	0.8281	0.8667	0.9231	0.8654	0.9063	0.8571	0.7500	0.9545	0.9286

AECOM

7:00-8:00 AM	16	30	19	43	24	44	26	42	25	47	22	41
7:15-8:15 AM	26	31	25	40	32	43	35	33	37	52	31	40
7:30-8:30 AM	34	43	32	38	45	38	45	36	45	55	41	42
7:45-8:45 AM	35	43	28	39	52	41	43	42	48	59	42	45
8:00-9:00 AM	37	41	32	42	47	41	38	43	48	71	41	48
4:00-5:00 PM	16	30	19	43	24	44	26	42	25	47	22	41
4:15-5:15 PM	26	31	25	40	32	43	35	33	37	52	31	40
4:30-5:30 PM	34	43	32	38	45	38	45	36	45	55	41	42
4:45-5:45 PM	35	43	28	39	52	41	43	42	48	59	42	45
5:00-6:00 PM	37	41	32	42	47	41	38	43	48	71	41	48

Client: AECOM SJ
 File Number:
 Route: WELLESLEY ST
 Location: W. of STANFORD AVE

Site Ref: 10
 Direction: WB-IN

Count Date	10/18/2021		10/19/2021		10/20/2021		10/21/2021		10/22/2021		Average	
Count Time	AM	PM	AM	PM	AM	PM	AM	PM	AM	PM	AM	PM
00:00	1	4	0	8	0	3	0	7	3	7	1	6
00:15	2	8	0	4	0	5	1	6	0	2	1	5
00:30	1	3	0	14	0	8	0	7	1	7	0	8
00:45	1	4	0	11	0	4	0	5	0	6	0	6
01:00	3	8	0	2	1	9	0	7	2	8	1	7
01:15	0	6	0	1	0	8	0	6	0	6	0	5
01:30	2	4	1	5	0	12	0	2	1	6	1	6
01:45	0	1	0	3	2	8	0	5	0	7	0	5
02:00	0	5	0	8	1	3	0	3	0	3	0	4
02:15	0	4	0	4	0	2	0	5	0	5	0	4
02:30	0	6	0	5	1	2	0	8	0	4	0	5
02:45	0	7	0	3	0	8	0	3	1	6	0	5
03:00	0	1	0	4	0	6	0	4	0	6	0	4
03:15	0	6	0	4	0	5	1	4	0	10	0	6
03:30	0	7	0	5	0	5	0	2	0	4	0	5
03:45	0	4	0	5	0	5	0	6	0	5	0	5
04:00	1	2	0	3	0	5	0	8	0	5	0	5
04:15	1	10	1	8	0	7	0	5	0	7	0	7
04:30	0	4	1	4	0	7	0	7	0	9	0	6
04:45	0	2	0	2	0	15	0	9	0	11	0	8
05:00	0	10	0	6	0	6	1	7	0	10	0	8
05:15	1	4	0	11	0	13	0	6	1	10	0	9
05:30	0	5	0	8	0	6	0	12	0	7	0	8
05:45	0	8	0	8	1	10	1	9	0	10	0	9
06:00	1	8	2	8	1	9	0	17	1	12	1	11
06:15	0	11	3	11	3	11	1	11	0	15	1	12
06:30	1	14	1	11	0	9	1	12	2	10	1	11
06:45	0	7	0	10	0	12	0	13	0	15	0	11
07:00	0	10	1	4	0	7	0	11	0	14	0	9
07:15	2	7	3	10	2	8	4	7	2	8	3	8
07:30	1	6	3	9	3	9	1	11	3	7	2	8
07:45	0	8	7	6	3	6	5	11	4	7	4	8
08:00	3	8	4	8	3	7	5	8	6	7	4	8
08:15	2	7	6	8	4	6	5	1	2	10	4	6
08:30	0	3	5	12	3	6	4	7	0	4	2	6
08:45	2	7	5	6	5	6	4	5	2	5	4	6
09:00	2	6	2	10	3	3	3	10	5	5	3	7
09:15	2	5	1	3	4	8	3	11	1	3	2	6
09:30	5	3	5	5	2	5	8	6	8	3	6	4
09:45	0	4	6	4	4	7	3	9	11	7	5	6
10:00	0	4	3	3	3	5	4	0	1	3	2	3
10:15	6	2	2	5	3	4	1	4	5	11	3	5
10:30	2	5	5	1	3	1	2	3	2	9	3	4
10:45	4	2	4	2	2	4	2	2	6	5	4	3
11:00	4	4	4	3	3	2	2	1	4	9	3	4
11:15	4	3	4	0	3	1	8	2	5	7	5	3
11:30	2	1	3	1	1	0	2	3	3	5	2	2
11:45	3	1	12	3	1	2	4	3	1	5	4	3
Totals	59	259	94	279	65	300	76	311	83	347	72	300
Day Total	318		373		365		387		430		372	
AM Pct	18.6%		25.2%		17.8%		19.6%		19.3%		19.4%	
Peak Hour	10:15	18:15	11:00	18:00	8:00	16:30	7:45	18:00	9:00	18:15	9:00	18:00
Peak Volume	16	42	23	40	15	41	19	53	25	54	16	45
P.H.F	0.6667	0.7500	0.4792	0.9091	0.7500	0.6833	0.9500	0.7794	0.5682	0.9000	0.6667	0.9375

AECOM

7:00-8:00 AM	3	18	14	17	8	34	10	29	9	32	9	26
7:15-8:15 AM	6	26	17	20	11	35	15	28	15	37	13	29
7:30-8:30 AM	6	20	20	23	13	41	16	29	15	40	14	31
7:45-8:45 AM	5	21	22	27	13	40	19	34	12	38	14	33
8:00-9:00 AM	7	27	20	33	15	35	18	34	10	37	14	34

4:00-5:00 PM	3	18	14	17	8	34	10	29	9	32	9	26
4:15-5:15 PM	6	26	17	20	11	35	15	28	15	37	13	29
4:30-5:30 PM	6	20	20	23	13	41	16	29	15	40	14	31
4:45-5:45 PM	5	21	22	27	13	40	19	34	12	38	14	33
5:00-6:00 PM	7	27	20	33	15	35	18	34	10	37	14	34

Client: AECOM SJ
 File Number:
 Route: WELLESLEY ST
 Location: W. of STANFORD AVE

Site Ref: 10
 Direction: EB-OUT

Count Date	10/18/2021		10/19/2021		10/20/2021		10/21/2021		10/22/2021		Average	
Count Time	AM	PM	AM	PM	AM	PM	AM	PM	AM	PM	AM	PM
00:00	0	0	0	6	0	3	1	4	0	6	0	4
00:15	0	0	1	5	1	4	1	6	2	3	1	4
00:30	0	0	1	10	0	2	0	9	1	5	0	5
00:45	0	3	0	6	0	5	0	4	0	4	0	4
01:00	0	1	1	1	0	6	0	5	0	7	0	4
01:15	0	4	1	7	0	5	0	7	1	5	0	6
01:30	0	1	0	5	1	15	1	5	0	5	0	6
01:45	0	6	0	1	0	4	0	3	0	3	0	3
02:00	0	3	0	1	0	8	0	6	0	7	0	5
02:15	0	8	0	4	0	4	0	6	0	7	0	6
02:30	0	5	0	4	1	1	0	3	0	3	0	3
02:45	0	7	0	4	0	4	0	5	0	6	0	5
03:00	0	3	0	6	0	9	0	5	0	4	0	5
03:15	0	8	0	5	0	8	0	10	0	10	0	8
03:30	0	4	0	5	0	5	0	5	0	5	0	5
03:45	0	2	0	1	0	8	0	5	0	5	0	4
04:00	0	7	0	5	0	6	0	6	0	10	0	7
04:15	0	5	1	11	0	10	0	6	0	8	0	8
04:30	0	11	0	5	0	10	1	6	0	6	0	8
04:45	0	7	1	5	0	10	0	12	1	9	0	9
05:00	0	6	1	13	2	7	2	10	2	8	1	9
05:15	0	8	0	8	0	9	0	9	0	12	0	9
05:30	0	9	0	11	0	9	0	6	0	13	0	10
05:45	2	12	0	11	2	5	1	14	2	15	1	11
06:00	0	8	1	16	1	12	2	7	0	7	1	10
06:15	1	8	2	6	2	9	1	5	1	11	1	8
06:30	0	8	3	8	2	13	3	13	4	18	2	12
06:45	0	9	0	10	2	8	1	12	3	11	1	10
07:00	2	9	1	7	0	14	1	7	0	19	1	11
07:15	1	6	8	9	4	7	2	8	1	15	3	9
07:30	3	7	3	6	6	4	4	6	6	7	4	6
07:45	2	10	8	5	7	8	8	7	6	11	6	8
08:00	2	4	5	9	4	1	5	8	7	6	5	6
08:15	1	5	6	10	4	5	4	4	9	7	5	6
08:30	3	5	4	8	5	3	6	5	1	5	4	5
08:45	3	3	4	5	6	2	5	3	9	8	5	4
09:00	2	1	8	6	2	4	3	3	6	3	4	3
09:15	0	8	5	3	2	3	6	3	3	3	3	4
09:30	0	2	3	3	5	3	5	5	5	2	4	3
09:45	0	3	0	4	3	2	3	2	6	6	2	3
10:00	0	3	3	4	1	0	1	3	4	6	2	3
10:15	0	4	2	3	3	4	2	4	5	0	2	3
10:30	0	4	2	3	4	2	2	3	2	1	2	3
10:45	0	0	5	0	0	2	3	1	6	2	3	1
11:00	0	1	4	1	6	1	1	1	6	0	3	1
11:15	0	2	3	3	5	0	5	2	3	3	3	2
11:30	0	0	5	1	5	1	1	7	7	3	4	2
11:45	0	0	6	0	5	1	4	0	7	4	4	1
Totals	22	230	98	270	91	266	85	276	116	324	77	272
Day Total	252		368		357		361		440		349	
AM Pct	8.7%		26.6%		25.5%		23.5%		26.4%		22.1%	
Peak Hour	8:00	17:15	7:15	17:15	7:15	18:15	7:45	18:30	7:30	18:30	7:30	18:30
Peak Volume	9	37	24	46	21	44	23	40	28	63	20	42
P.H.F	0.7500	0.7708	0.7500	0.7188	0.7500	0.7857	0.7188	0.7692	0.7778	0.8289	0.8333	0.8750

AECOM

7:00-8:00 AM	8	30	20	26	17	36	15	30	13	33	14	32
7:15-8:15 AM	8	29	24	34	21	37	19	34	20	31	18	34
7:30-8:30 AM	8	32	22	31	21	36	21	37	28	35	20	35
7:45-8:45 AM	8	30	23	37	20	35	23	37	23	42	20	37
8:00-9:00 AM	9	35	19	43	19	30	20	39	26	48	19	39

4:00-5:00 PM	8	30	20	26	17	36	15	30	13	33	14	32
4:15-5:15 PM	8	29	24	34	21	37	19	34	20	31	18	34
4:30-5:30 PM	8	32	22	31	21	36	21	37	28	35	20	35
4:45-5:45 PM	8	30	23	37	20	35	23	37	23	42	20	37
5:00-6:00 PM	9	35	19	43	19	30	20	39	26	48	19	39

Client: AECOM SJ
 File Number:
 Route: OBERLIN ST
 Location: W. of STANFORD AVE

Site Ref: 11
 Direction: WB-IN

Count Date	10/18/2021		10/19/2021		10/20/2021		10/21/2021		10/22/2021		Average	
Count Time	AM	PM	AM	PM	AM	PM	AM	PM	AM	PM	AM	PM
00:00	1	3	0	3	0	2	1	3	0	0	0	2
00:15	2	3	0	0	0	3	1	1	0	3	1	2
00:30	2	8	0	0	0	1	1	4	0	2	1	3
00:45	0	1	0	3	0	1	0	1	1	4	0	2
01:00	0	2	2	1	0	3	0	2	0	2	0	2
01:15	0	3	0	3	0	6	1	2	1	0	0	3
01:30	0	1	0	3	0	9	0	0	0	2	0	3
01:45	0	2	0	1	0	3	0	0	0	1	0	1
02:00	0	2	0	3	0	2	0	5	0	5	0	3
02:15	0	5	0	10	1	0	0	4	0	6	0	5
02:30	0	4	0	8	0	2	0	3	0	5	0	4
02:45	0	6	0	7	0	3	0	6	0	4	0	5
03:00	0	5	0	1	1	0	0	1	0	6	0	3
03:15	1	2	0	3	1	1	0	3	0	4	0	3
03:30	0	1	0	4	0	0	0	3	0	2	0	2
03:45	0	2	0	5	0	3	0	2	1	5	0	3
04:00	0	3	0	1	0	1	0	1	0	1	0	1
04:15	0	5	0	4	0	1	0	3	0	5	0	4
04:30	0	1	0	1	0	3	0	1	0	3	0	2
04:45	0	3	0	4	0	4	0	3	0	7	0	4
05:00	0	2	0	3	0	7	0	2	0	3	0	3
05:15	0	4	0	2	1	0	0	4	0	3	0	3
05:30	0	4	3	1	0	4	1	2	1	3	1	3
05:45	3	4	0	2	2	2	1	4	0	3	1	3
06:00	2	5	2	3	3	8	2	4	3	5	2	5
06:15	1	0	1	4	0	3	2	4	1	3	1	3
06:30	0	7	0	5	0	4	0	5	0	5	0	5
06:45	0	3	0	7	1	2	0	4	0	4	0	4
07:00	1	3	3	8	1	4	0	4	1	3	1	4
07:15	3	4	2	1	4	3	2	5	2	3	3	3
07:30	5	1	0	0	3	4	4	6	2	3	3	3
07:45	15	2	17	2	13	5	15	2	19	0	16	2
08:00	34	1	30	2	41	4	35	2	38	2	36	2
08:15	4	3	9	1	2	1	5	2	9	2	6	2
08:30	11	5	4	3	5	0	4	2	11	4	7	3
08:45	6	5	2	2	2	1	3	1	5	2	4	2
09:00	3	2	1	0	2	3	2	2	7	1	3	2
09:15	4	2	7	0	2	1	2	0	3	4	4	1
09:30	4	0	0	0	2	0	0	1	0	2	1	1
09:45	1	0	1	1	3	1	1	1	2	1	2	1
10:00	0	1	2	1	3	2	1	0	2	3	2	1
10:15	0	0	1	1	3	4	1	3	0	5	1	3
10:30	3	0	1	1	1	3	1	1	1	1	1	1
10:45	3	4	3	1	1	0	2	1	0	2	2	2
11:00	2	1	1	0	1	2	2	0	0	1	1	1
11:15	3	0	2	1	1	0	2	1	1	4	2	1
11:30	1	0	3	0	6	0	4	3	3	3	3	1
11:45	4	0	2	0	2	1	0	2	3	4	2	1
Totals	119	125	99	117	108	117	96	116	117	146	107	123
Day Total	244		216		225		212		263		230	
AM Pct	48.8%		45.8%		48.0%		45.3%		44.5%		46.5%	
Peak Hour	7:45	14:15	7:45	14:00	7:15	13:00	7:30	18:45	7:45	14:15	7:45	14:00
Peak Volume	64	20	60	28	61	21	59	19	77	21	65	17
P.H.F	0.4706	0.8333	0.5000	0.7000	0.3720	0.5833	0.4214	0.7917	0.5066	0.8750	0.4514	0.8500

AECOM

7:00-8:00 AM	24	12	22	10	21	9	21	8	24	16	23	11
7:15-8:15 AM	57	11	49	12	61	15	56	9	61	18	58	13
7:30-8:30 AM	58	10	56	10	59	14	59	10	68	16	61	12
7:45-8:45 AM	64	13	60	10	61	15	59	11	77	16	65	13
8:00-9:00 AM	55	14	45	8	50	13	47	12	63	12	53	12

4:00-5:00 PM	24	12	22	10	21	9	21	8	24	16	23	11
4:15-5:15 PM	57	11	49	12	61	15	56	9	61	18	58	13
4:30-5:30 PM	58	10	56	10	59	14	59	10	68	16	61	12
4:45-5:45 PM	64	13	60	10	61	15	59	11	77	16	65	13
5:00-6:00 PM	55	14	45	8	50	13	47	12	63	12	53	12

Client: AECOM SJ
 File Number:
 Route: OBERLIN ST
 Location: W. of STANFORD AVE

Site Ref: 11
 Direction: EB-OUT

Count Date	10/18/2021		10/19/2021		10/20/2021		10/21/2021		10/22/2021		Average	
Count Time	AM	PM	AM	PM	AM	PM	AM	PM	AM	PM	AM	PM
00:00	0	1	0	1	0	4	0	4	1	3	0	3
00:15	1	1	0	2	0	3	1	4	0	1	0	2
00:30	0	2	0	1	0	1	0	6	1	4	0	3
00:45	1	0	0	0	1	3	0	0	0	0	0	1
01:00	0	2	0	4	0	2	0	6	0	3	0	3
01:15	0	3	0	2	0	4	0	2	2	1	0	2
01:30	0	3	0	3	0	11	1	2	0	4	0	5
01:45	0	1	0	3	0	4	0	0	0	7	0	3
02:00	0	1	0	0	0	3	0	2	1	5	0	2
02:15	0	4	0	4	1	3	0	3	0	4	0	4
02:30	0	6	0	4	0	4	0	4	0	6	0	5
02:45	0	6	0	6	0	6	0	5	0	6	0	6
03:00	0	3	0	2	0	2	0	0	0	3	0	2
03:15	0	5	0	12	0	9	1	8	0	6	0	8
03:30	0	1	0	3	0	3	0	1	0	5	0	3
03:45	0	2	0	2	0	3	0	3	0	6	0	3
04:00	0	1	0	4	0	2	0	2	0	6	0	3
04:15	0	9	0	4	0	8	0	7	0	7	0	7
04:30	0	5	0	7	0	2	0	5	0	3	0	4
04:45	0	3	0	6	0	4	0	5	0	6	0	5
05:00	0	6	0	6	0	11	0	4	0	6	0	7
05:15	0	9	0	8	0	7	0	14	0	6	0	9
05:30	0	4	1	4	0	8	0	6	0	8	0	6
05:45	0	6	0	6	0	5	0	4	0	7	0	6
06:00	0	5	1	3	0	6	0	5	1	4	0	5
06:15	0	4	1	7	0	6	1	8	0	5	0	6
06:30	0	3	0	1	0	6	1	4	1	9	0	5
06:45	0	5	2	4	2	5	1	7	0	9	1	6
07:00	2	0	1	6	0	1	0	4	0	4	1	3
07:15	3	2	3	3	4	1	2	5	1	8	3	4
07:30	0	3	2	4	2	4	1	3	4	4	2	4
07:45	4	2	7	3	5	4	6	2	7	3	6	3
08:00	5	3	6	1	12	4	12	6	11	1	9	3
08:15	3	3	6	4	3	4	3	3	13	3	6	3
08:30	9	2	3	2	3	3	2	3	5	3	4	3
08:45	1	3	2	2	5	4	3	2	8	0	4	2
09:00	5	6	5	1	2	1	6	0	5	2	5	2
09:15	1	2	1	4	2	0	5	5	7	0	3	2
09:30	4	1	5	1	3	0	3	4	2	3	3	2
09:45	5	0	1	2	2	1	1	0	5	0	3	1
10:00	2	2	4	0	3	0	5	0	2	1	3	1
10:15	2	0	4	2	3	0	6	1	3	3	4	1
10:30	1	0	2	2	4	1	0	0	5	2	2	1
10:45	6	1	2	0	4	0	2	0	4	1	4	0
11:00	2	1	1	0	1	1	3	0	2	1	2	1
11:15	3	1	1	1	1	2	4	0	3	4	2	2
11:30	4	0	2	0	5	0	2	1	4	2	3	1
11:45	5	0	3	0	4	0	2	1	1	2	3	1
Totals	69	133	66	147	72	166	74	161	99	187	73	164
Day Total	202		213		238		235		286		237	
AM Pct	34.2%		31.0%		30.3%		31.5%		34.6%		30.8%	
Peak Hour	7:45	17:00	7:45	16:30	7:15	17:00	7:45	16:45	8:00	18:30	7:45	17:00
Peak Volume	21	25	22	27	23	31	23	29	37	30	25	28
P.H.F	0.5833	0.6944	0.7857	0.8438	0.4792	0.7045	0.4792	0.5179	0.7115	0.8333	0.6944	0.7778

AECOM

7:00-8:00 AM	9	18	13	21	11	16	9	19	12	22	12	19
7:15-8:15 AM	12	23	18	23	23	25	21	21	23	22	20	23
7:30-8:30 AM	12	23	21	27	22	24	22	28	35	21	23	25
7:45-8:45 AM	21	22	22	24	23	30	23	29	36	26	25	27
8:00-9:00 AM	18	25	17	24	23	31	20	28	37	27	23	28

4:00-5:00 PM	9	18	13	21	11	16	9	19	12	22	12	19
4:15-5:15 PM	12	23	18	23	23	25	21	21	23	22	20	23
4:30-5:30 PM	12	23	21	27	22	24	22	28	35	21	23	25
4:45-5:45 PM	21	22	22	24	23	30	23	29	36	26	25	27
5:00-6:00 PM	18	25	17	24	23	31	20	28	37	27	23	28

Client: AECOM SJ
 File Number:
 Route: OLMSTED RD
 Location: N. of ESCONDIDO RD

Site Ref: 12
 Direction: SB-IN

Count Date	10/18/2021		10/19/2021		10/20/2021		10/21/2021		10/22/2021		Average	
Count Time	AM	PM	AM	PM	AM	PM	AM	PM	AM	PM	AM	PM
00:00	1	1	0	4	0	0	0	3	0	2	0	2
00:15	1	1	0	1	0	1	0	0	0	6	0	2
00:30	1	3	0	1	0	6	0	4	0	3	0	3
00:45	0	2	0	2	0	1	0	4	0	2	0	2
01:00	0	0	0	1	0	3	0	0	1	3	0	1
01:15	0	3	0	5	0	8	0	1	0	1	0	4
01:30	0	1	0	1	0	10	0	2	0	2	0	3
01:45	0	0	0	1	0	1	0	2	0	2	0	1
02:00	0	1	0	6	0	0	0	3	0	3	0	3
02:15	0	6	0	11	0	0	0	5	0	11	0	7
02:30	0	3	0	13	0	2	0	5	0	9	0	6
02:45	0	6	0	7	0	1	0	5	0	9	0	6
03:00	0	7	0	6	0	7	0	4	0	4	0	6
03:15	0	7	0	7	0	4	0	9	0	6	0	7
03:30	0	2	0	3	0	0	0	3	0	2	0	2
03:45	0	3	0	0	0	2	1	1	0	2	0	2
04:00	0	1	0	4	0	2	0	3	0	4	0	3
04:15	0	5	0	2	0	5	0	4	0	5	0	4
04:30	0	0	0	5	0	3	0	1	0	4	0	3
04:45	0	5	1	4	0	2	0	2	0	3	0	3
05:00	0	6	0	6	0	6	0	6	0	5	0	6
05:15	0	4	0	1	0	2	0	4	0	4	0	3
05:30	0	3	0	3	0	1	0	2	0	3	0	2
05:45	0	1	1	0	1	0	0	0	0	1	0	0
06:00	1	1	0	2	0	1	1	0	1	1	1	1
06:15	2	1	1	0	2	0	1	3	1	2	1	1
06:30	0	2	0	0	0	1	0	0	0	1	0	1
06:45	0	1	0	3	0	2	0	0	0	0	0	1
07:00	0	3	2	0	0	3	0	3	0	0	0	2
07:15	0	0	0	0	0	1	0	1	3	1	1	1
07:30	1	0	1	0	1	0	2	1	1	1	1	0
07:45	16	2	15	1	12	0	19	1	19	0	16	1
08:00	34	0	34	1	30	2	26	0	17	1	28	1
08:15	0	1	2	1	2	0	3	0	4	0	2	0
08:30	5	0	3	0	3	2	3	0	6	0	4	0
08:45	6	3	3	0	4	2	5	0	7	0	5	1
09:00	4	0	3	0	4	1	6	1	1	0	4	0
09:15	4	0	7	2	6	1	4	1	3	0	5	1
09:30	1	1	2	0	2	1	1	0	2	1	2	1
09:45	3	0	0	0	1	0	2	0	2	0	2	0
10:00	0	0	0	1	2	0	1	0	1	0	1	0
10:15	1	0	1	1	3	1	0	0	0	0	1	0
10:30	0	1	0	0	0	1	1	1	3	0	1	1
10:45	0	1	2	0	1	0	0	0	0	1	1	0
11:00	0	0	0	0	0	1	3	0	3	2	1	1
11:15	0	0	1	0	3	0	0	0	2	0	1	0
11:30	1	0	2	0	7	0	3	0	3	0	3	0
11:45	5	0	1	0	4	0	4	0	6	0	4	0
Totals	87	88	82	106	88	87	86	85	86	107	85	95
Day Total	175		188		175		171		193		180	
AM Pct	49.7%		43.6%		50.3%		50.3%		44.6%		47.2%	
Peak Hour	7:45	14:30	7:45	14:00	7:45	12:45	7:45	14:30	7:45	14:15	7:45	14:15
Peak Volume	55	23	54	37	47	22	51	23	46	33	50	25
P.H.F	0.4044	0.8214	0.3971	0.7115	0.3917	0.5500	0.4904	0.6389	0.6053	0.7500	0.4464	0.8929

AECOM

7:00-8:00 AM	17	11	18	15	13	12	21	10	23	16	18	13
7:15-8:15 AM	51	16	50	17	43	16	47	13	40	17	46	16
7:30-8:30 AM	51	15	52	16	45	13	50	13	41	16	47	15
7:45-8:45 AM	55	18	54	14	47	11	51	14	46	15	50	14
8:00-9:00 AM	45	14	42	10	39	9	37	12	34	13	39	11

4:00-5:00 PM	17	11	18	15	13	12	21	10	23	16	18	13
4:15-5:15 PM	51	16	50	17	43	16	47	13	40	17	46	16
4:30-5:30 PM	51	15	52	16	45	13	50	13	41	16	47	15
4:45-5:45 PM	55	18	54	14	47	11	51	14	46	15	50	14
5:00-6:00 PM	45	14	42	10	39	9	37	12	34	13	39	11

Client: AECOM SJ
 File Number:
 Route: OLMSTED RD
 Location: N. of ESCONDIDO RD

Site Ref: 12
 Direction: NB-OUT

Count Date	10/18/2021		10/19/2021		10/20/2021		10/21/2021		10/22/2021		Average	
Count Time	AM	PM	AM	PM	AM	PM	AM	PM	AM	PM	AM	PM
00:00	0	1	0	4	0	5	0	2	0	2	0	3
00:15	1	2	0	1	0	2	0	5	0	5	0	3
00:30	0	1	1	1	0	2	0	0	1	1	0	1
00:45	0	3	0	0	0	2	1	1	0	2	0	2
01:00	0	0	0	1	0	4	0	4	0	2	0	2
01:15	0	1	0	3	0	11	0	1	0	2	0	4
01:30	0	0	0	0	0	10	0	1	0	0	0	2
01:45	0	1	0	1	0	2	0	0	0	1	0	1
02:00	0	2	0	1	0	1	0	3	0	4	0	2
02:15	0	2	0	9	1	0	0	2	0	11	0	5
02:30	0	3	0	4	0	0	0	7	0	7	0	4
02:45	0	9	0	4	0	1	0	7	0	7	0	6
03:00	0	2	0	3	0	3	0	3	0	3	0	3
03:15	0	2	0	2	0	1	0	3	0	2	0	2
03:30	0	3	0	1	0	4	0	2	0	1	0	2
03:45	0	1	1	2	0	2	0	5	1	2	0	2
04:00	0	3	0	0	0	1	0	2	0	3	0	2
04:15	0	1	0	0	0	1	0	3	0	2	0	1
04:30	0	8	0	3	0	3	0	4	0	1	0	4
04:45	0	4	0	2	0	4	0	2	0	4	0	3
05:00	0	4	0	3	0	1	0	5	0	4	0	3
05:15	0	3	0	3	0	2	1	3	0	3	0	3
05:30	0	3	0	3	0	5	0	4	1	2	0	3
05:45	1	3	2	1	1	0	2	1	1	3	1	2
06:00	1	4	1	4	1	1	1	5	1	1	1	3
06:15	7	2	7	2	5	1	4	2	3	0	5	1
06:30	2	1	3	2	4	0	4	0	4	5	3	2
06:45	1	2	2	1	1	2	3	2	2	3	2	2
07:00	0	0	2	1	2	2	2	1	1	1	1	1
07:15	2	0	1	2	2	1	1	2	1	3	1	2
07:30	2	2	6	1	5	0	6	2	3	2	4	1
07:45	2	0	5	1	4	0	9	2	9	0	6	1
08:00	16	0	16	1	14	2	17	0	4	2	13	1
08:15	3	0	0	1	1	0	0	1	5	1	2	1
08:30	5	0	1	0	4	0	2	0	4	0	3	0
08:45	6	3	4	0	3	4	3	0	2	2	4	2
09:00	5	0	3	0	5	0	6	0	4	0	5	0
09:15	1	1	2	0	1	0	2	1	1	0	1	0
09:30	1	1	3	0	1	1	0	0	4	0	2	0
09:45	2	0	2	1	1	0	2	0	0	1	1	0
10:00	0	0	0	1	2	0	1	0	3	0	1	0
10:15	0	2	1	0	1	1	2	0	0	1	1	1
10:30	0	0	4	0	1	1	2	0	0	0	1	0
10:45	0	1	1	0	0	0	1	0	1	0	1	0
11:00	1	0	0	0	0	2	3	2	2	0	1	1
11:15	0	0	3	0	1	0	1	1	9	0	3	0
11:30	8	0	3	0	10	0	4	0	2	0	5	0
11:45	4	0	1	0	3	0	3	0	1	0	2	0
Totals	71	81	75	70	74	85	83	91	70	96	70	84
Day Total	152		145		159		174		166		154	
AM Pct	46.7%		51.7%		46.5%		47.7%		42.2%		45.5%	
Peak Hour	8:00	16:30	7:15	14:15	7:15	12:45	7:15	14:30	7:45	14:00	7:30	14:15
Peak Volume	30	19	28	20	25	27	33	20	22	29	25	18
P.H.F	0.4688	0.5938	0.4375	0.5556	0.4464	0.6136	0.4853	0.7143	0.6111	0.6591	0.4808	0.7500

AECOM

7:00-8:00 AM	6	16	14	5	13	9	18	11	14	10	12	10
7:15-8:15 AM	22	17	28	8	25	9	33	14	17	11	24	11
7:30-8:30 AM	23	19	27	11	24	10	32	14	21	12	25	13
7:45-8:45 AM	26	14	22	11	23	12	28	14	22	13	24	12
8:00-9:00 AM	30	13	21	10	22	8	22	13	15	12	22	11

4:00-5:00 PM	6	16	14	5	13	9	18	11	14	10	12	10
4:15-5:15 PM	22	17	28	8	25	9	33	14	17	11	24	11
4:30-5:30 PM	23	19	27	11	24	10	32	14	21	12	25	13
4:45-5:45 PM	26	14	22	11	23	12	28	14	22	13	24	12
5:00-6:00 PM	30	13	21	10	22	8	22	13	15	12	22	11

Client: AECOM SJ
 File Number:
 Route: BOWDOIN ST
 Location: W. of STANFORD AVE

Site Ref: 13
 Direction: WB-IN

Count Date	10/18/2021		10/19/2021		10/20/2021		10/21/2021		10/22/2021		Average	
Count Time	AM	PM	AM	PM	AM	PM	AM	PM	AM	PM	AM	PM
00:00	1	41	5	56	4	44	0	39	5	58	3	48
00:15	6	40	1	34	2	37	3	40	6	57	4	42
00:30	2	35	2	45	0	39	1	41	9	45	3	41
00:45	7	45	0	42	3	41	3	54	3	54	3	47
01:00	4	34	0	42	1	40	2	61	5	51	2	46
01:15	4	35	2	39	1	54	0	52	2	52	2	46
01:30	3	34	0	38	3	37	4	36	5	49	3	39
01:45	2	39	2	42	1	33	2	50	4	59	2	45
02:00	2	36	3	24	1	31	0	40	2	57	2	38
02:15	0	35	0	31	1	36	0	41	4	41	1	37
02:30	1	34	1	45	1	52	2	51	1	66	1	50
02:45	2	38	1	44	0	34	0	40	0	70	1	45
03:00	4	29	2	44	3	34	2	37	1	66	2	42
03:15	0	32	2	45	1	47	0	37	0	63	1	45
03:30	1	35	2	39	1	51	0	48	2	65	1	48
03:45	3	47	2	55	2	45	3	43	1	70	2	52
04:00	2	41	1	56	2	37	3	50	3	68	2	50
04:15	1	52	2	44	3	48	1	64	5	71	2	56
04:30	1	40	4	48	5	37	6	59	7	66	5	50
04:45	13	41	4	54	7	44	7	62	8	45	8	49
05:00	7	45	15	51	13	47	11	56	8	50	11	50
05:15	11	39	12	50	8	54	14	59	10	68	11	54
05:30	21	39	20	59	21	45	19	52	22	59	21	51
05:45	43	52	48	64	52	55	49	62	40	67	46	60
06:00	36	45	41	36	37	42	39	57	36	70	38	50
06:15	31	33	40	38	31	48	35	51	32	52	34	44
06:30	35	44	30	37	36	46	31	45	32	66	33	48
06:45	31	30	28	38	31	43	38	49	28	78	31	48
07:00	41	32	38	44	28	33	37	51	20	70	33	46
07:15	40	26	57	36	45	17	56	36	44	59	48	35
07:30	80	25	61	27	73	37	71	40	59	59	69	38
07:45	80	31	76	42	77	21	100	22	93	30	85	29
08:00	86	15	92	30	104	23	88	29	81	41	90	28
08:15	89	23	95	11	81	25	96	26	87	55	90	28
08:30	88	24	92	21	91	30	85	39	98	40	91	31
08:45	94	23	89	22	91	24	107	29	80	41	92	28
09:00	52	14	87	19	88	12	93	24	67	29	77	20
09:15	70	21	60	28	56	19	62	28	62	29	62	25
09:30	61	16	62	15	68	18	57	18	62	23	62	18
09:45	56	5	50	12	64	18	45	24	57	26	54	17
10:00	43	6	42	18	43	8	44	12	59	22	46	13
10:15	34	10	44	13	44	13	41	19	55	22	44	15
10:30	37	8	48	11	38	16	38	16	55	25	43	15
10:45	46	9	53	5	46	12	51	9	57	16	51	10
11:00	38	7	30	4	30	6	44	9	61	22	41	10
11:15	36	4	47	5	56	7	48	12	50	16	47	9
11:30	41	4	39	5	51	4	41	10	60	17	46	8
11:45	46	6	48	3	47	2	50	8	70	15	52	7
Totals	1432	1399	1480	1611	1492	1546	1529	1837	1558	2340	1498	1751
Day Total	2831		3091		3038		3366		3898		3249	
AM Pct	50.6%		47.9%		49.1%		45.4%		40.0%		46.1%	
Peak Hour	8:00	15:45	8:00	17:00	8:00	17:00	8:15	16:15	7:45	15:45	8:00	17:00
Peak Volume	357	180	368	224	367	201	381	241	359	275	363	215
P.H.F	0.9495	0.8654	0.9684	0.8750	0.8822	0.9136	0.8902	0.9414	0.9158	0.9683	0.9864	0.8958

AECOM

7:00-8:00 AM	241	174	232	202	223	166	264	235	216	250	235	205
7:15-8:15 AM	286	178	286	197	299	176	315	241	277	232	292	205
7:30-8:30 AM	335	165	324	203	335	182	355	236	320	229	334	203
7:45-8:45 AM	343	164	355	214	353	190	369	229	359	222	356	204
8:00-9:00 AM	357	175	368	224	367	201	376	229	346	244	363	215

4:00-5:00 PM	241	174	232	202	223	166	264	235	216	250	235	205
4:15-5:15 PM	286	178	286	197	299	176	315	241	277	232	292	205
4:30-5:30 PM	335	165	324	203	335	182	355	236	320	229	334	203
4:45-5:45 PM	343	164	355	214	353	190	369	229	359	222	356	204
5:00-6:00 PM	357	175	368	224	367	201	376	229	346	244	363	215

Client: AECOM SJ
 File Number:
 Route: BOWDOIN ST
 Location: W. of STANFORD AVE

Site Ref: 13
 Direction: EB-OUT

Count Date	10/18/2021		10/19/2021		10/20/2021		10/21/2021		10/22/2021		Average	
Count Time	AM	PM	AM	PM	AM	PM	AM	PM	AM	PM	AM	PM
00:00	5	35	4	35	8	35	4	42	3	43	5	38
00:15	2	36	3	34	4	28	1	39	10	50	4	37
00:30	7	43	1	38	1	35	2	30	6	42	3	38
00:45	1	32	2	40	2	38	4	28	8	59	3	39
01:00	4	32	3	47	6	41	1	47	4	59	4	45
01:15	3	48	2	38	3	44	1	37	2	47	2	43
01:30	0	32	2	50	2	41	0	62	5	66	2	50
01:45	0	38	1	42	2	39	1	44	3	30	1	39
02:00	1	42	0	42	0	47	1	43	0	56	0	46
02:15	1	36	0	64	1	49	2	57	4	70	2	55
02:30	1	89	4	99	1	93	2	99	1	97	2	95
02:45	0	58	3	60	1	51	2	75	2	72	2	63
03:00	1	48	1	46	3	48	0	70	3	72	2	57
03:15	4	66	0	93	1	62	0	79	0	85	1	77
03:30	2	68	1	77	0	83	1	79	2	71	1	76
03:45	0	52	1	64	1	43	0	62	2	65	1	57
04:00	2	71	2	85	1	82	2	71	2	104	2	83
04:15	0	60	0	72	0	75	1	88	1	75	0	74
04:30	2	59	1	90	1	81	0	100	1	89	1	84
04:45	0	61	2	88	1	82	1	78	3	89	1	80
05:00	3	103	3	122	4	144	3	130	6	121	4	124
05:15	1	101	3	108	5	92	3	109	2	135	3	109
05:30	2	73	4	106	3	90	3	90	2	125	3	97
05:45	4	73	6	73	6	88	4	90	7	122	5	89
06:00	6	73	6	60	5	60	3	78	7	90	5	72
06:15	5	65	8	56	13	58	6	84	5	95	7	72
06:30	8	63	5	61	9	75	12	75	9	110	9	77
06:45	8	34	15	62	11	41	13	82	14	86	12	61
07:00	8	47	14	39	14	48	14	63	13	64	13	52
07:15	8	36	23	44	15	39	21	44	15	44	16	41
07:30	29	37	28	42	24	41	26	58	16	49	25	45
07:45	40	23	32	31	42	27	41	36	37	41	38	32
08:00	31	33	31	31	39	33	39	29	29	35	34	32
08:15	23	15	22	20	28	21	31	31	25	41	26	26
08:30	27	28	28	25	28	29	32	39	30	38	29	32
08:45	27	9	44	19	46	21	27	20	26	37	34	21
09:00	28	25	34	18	20	29	21	33	29	29	26	27
09:15	31	15	18	23	22	21	29	41	29	26	26	25
09:30	18	18	27	22	21	22	30	23	25	27	24	22
09:45	23	12	21	19	28	24	22	27	37	25	26	21
10:00	24	9	23	16	20	16	25	26	31	29	25	19
10:15	22	12	17	20	26	13	22	24	32	30	24	20
10:30	18	11	15	6	20	6	16	17	26	36	19	15
10:45	27	9	27	12	22	7	23	8	23	32	24	14
11:00	34	5	21	7	30	14	29	5	41	31	31	12
11:15	22	8	30	7	35	6	33	17	40	18	32	11
11:30	25	9	35	5	26	3	33	7	47	19	33	9
11:45	40	3	40	8	28	6	40	4	35	28	37	10
Totals	578	1955	613	2266	629	2171	627	2520	700	2904	629	2363
Day Total	2533		2879		2800		3147		3604		2992	
AM Pct	22.8%		21.3%		22.5%		19.9%		19.4%		21.0%	
Peak Hour	7:30	17:00	8:15	16:45	8:00	17:00	7:45	17:00	11:00	17:00	11:00	17:00
Peak Volume	123	350	128	424	141	414	143	419	163	503	133	419
P.H.F	0.7688	0.8495	0.7273	0.8689	0.7663	0.7188	0.8720	0.8058	0.8670	0.9315	0.8986	0.8448

AECOM

7:00-8:00 AM	85	251	97	335	95	320	102	337	81	357	92	321
7:15-8:15 AM	108	283	114	372	120	382	127	396	97	374	113	362
7:30-8:30 AM	123	324	113	408	133	399	137	417	107	434	123	397
7:45-8:45 AM	121	338	113	424	137	408	143	407	121	470	127	410
8:00-9:00 AM	108	350	125	409	141	414	129	419	110	503	123	419

4:00-5:00 PM	85	251	97	335	95	320	102	337	81	357	92	321
4:15-5:15 PM	108	283	114	372	120	382	127	396	97	374	113	362
4:30-5:30 PM	123	324	113	408	133	399	137	417	107	434	123	397
4:45-5:45 PM	121	338	113	424	137	408	143	407	121	470	127	410
5:00-6:00 PM	108	350	125	409	141	414	129	419	110	503	123	419

Client: AECOM SJ
 File Number:
 Route: RAIMUNDO WAY
 Location: W. of STANFORD AVE

Site Ref: 14
 Direction: WB-IN

Count Date	10/18/2021		10/19/2021		10/20/2021		10/21/2021		10/22/2021		Average	
Count Time	AM	PM	AM	PM	AM	PM	AM	PM	AM	PM	AM	PM
00:00	1	9	1	14	0	15	0	7	2	21	1	13
00:15	0	7	0	7	0	9	0	9	0	12	0	9
00:30	1	13	0	12	0	10	1	12	1	6	1	11
00:45	0	12	0	11	0	15	0	11	0	12	0	12
01:00	0	10	0	10	0	10	1	7	0	10	0	9
01:15	1	6	0	12	0	10	0	5	0	9	0	8
01:30	0	5	0	9	0	10	0	11	0	13	0	10
01:45	0	11	0	6	0	7	0	12	0	12	0	10
02:00	0	4	0	16	0	15	0	14	0	10	0	12
02:15	0	18	0	18	0	13	0	18	1	16	0	17
02:30	2	11	2	14	1	17	2	14	1	15	2	14
02:45	1	11	0	16	0	14	0	16	1	18	0	15
03:00	0	18	0	13	0	9	0	22	0	7	0	14
03:15	0	15	0	13	0	12	0	11	0	21	0	14
03:30	0	14	0	15	0	14	0	9	0	15	0	13
03:45	0	16	1	16	0	17	0	15	0	17	0	16
04:00	0	24	0	19	0	17	0	23	0	12	0	19
04:15	0	8	0	12	1	18	0	13	0	14	0	13
04:30	0	20	0	18	1	21	1	17	0	24	0	20
04:45	0	14	0	16	0	11	0	24	0	21	0	17
05:00	0	13	0	17	0	12	0	28	0	11	0	16
05:15	0	18	0	21	2	19	0	27	1	24	1	22
05:30	0	19	0	21	0	16	0	17	1	14	0	17
05:45	0	13	1	8	0	25	0	9	0	16	0	14
06:00	0	9	0	15	0	16	0	12	0	16	0	14
06:15	1	14	1	5	1	17	0	7	1	12	1	11
06:30	1	6	3	11	2	9	1	13	4	15	2	11
06:45	2	6	3	9	5	4	2	7	4	7	3	7
07:00	4	3	3	5	5	7	6	9	2	15	4	8
07:15	4	5	5	6	5	5	6	12	6	11	5	8
07:30	8	3	9	7	10	1	17	4	4	2	10	3
07:45	24	5	26	5	27	7	28	3	28	6	27	5
08:00	13	1	16	5	19	5	15	1	20	2	17	3
08:15	9	3	9	1	8	3	4	0	9	2	8	2
08:30	13	3	15	3	11	4	16	3	14	5	14	4
08:45	11	6	14	2	15	7	15	5	19	3	15	5
09:00	9	4	8	0	10	2	9	7	5	2	8	3
09:15	7	3	10	3	8	0	15	4	4	5	9	3
09:30	11	2	12	2	10	1	7	1	4	1	9	1
09:45	14	0	14	4	11	2	7	2	8	0	11	2
10:00	10	0	9	1	11	0	12	8	15	2	11	2
10:15	10	1	10	1	11	3	7	0	13	4	10	2
10:30	9	3	14	1	14	0	19	1	10	1	13	1
10:45	15	0	7	1	13	0	14	2	12	3	12	1
11:00	15	0	15	0	11	0	8	0	18	0	13	0
11:15	16	1	13	0	11	0	15	1	15	1	14	1
11:30	8	2	13	0	10	0	8	0	17	0	11	0
11:45	11	1	11	1	15	0	13	1	11	4	12	1
Totals	231	390	245	422	248	429	249	454	251	469	244	433
Day Total	621		667		677		703		720		677	
AM Pct	37.2%		36.7%		36.6%		35.4%		34.9%		36.0%	
Peak Hour	7:45	15:15	7:45	16:45	7:45	17:15	7:15	16:30	7:45	16:30	7:45	16:30
Peak Volume	59	69	66	75	65	76	66	96	71	80	66	75
P.H.F	0.6146	0.7188	0.6346	0.8929	0.6019	0.7600	0.5893	0.8571	0.6339	0.8333	0.6111	0.8523

AECOM

7:00-8:00 AM	40	66	43	65	47	67	57	77	40	71	46	69
7:15-8:15 AM	49	55	56	63	61	62	66	82	58	70	59	66
7:30-8:30 AM	54	65	60	72	64	63	64	96	61	80	62	75
7:45-8:45 AM	59	64	66	75	65	58	63	96	71	70	66	72
8:00-9:00 AM	46	63	54	67	53	72	50	81	62	65	54	69

4:00-5:00 PM	40	66	43	65	47	67	57	77	40	71	46	69
4:15-5:15 PM	49	55	56	63	61	62	66	82	58	70	59	66
4:30-5:30 PM	54	65	60	72	64	63	64	96	61	80	62	75
4:45-5:45 PM	59	64	66	75	65	58	63	96	71	70	66	72
5:00-6:00 PM	46	63	54	67	53	72	50	81	62	65	54	69

Client: AECOM SJ
 File Number:
 Route: RAIMUNDO WAY
 Location: W. of STANFORD AVE

Site Ref: 14
 Direction: EB-OUT

Count Date	10/18/2021		10/19/2021		10/20/2021		10/21/2021		10/22/2021		Average	
Count Time	AM	PM	AM	PM	AM	PM	AM	PM	AM	PM	AM	PM
00:00	1	13	0	8	0	7	0	15	0	10	0	11
00:15	1	8	1	13	0	14	0	13	0	10	0	12
00:30	0	10	0	10	0	9	0	9	0	8	0	9
00:45	0	10	0	9	0	9	2	7	0	13	0	10
01:00	1	13	0	8	0	4	0	11	0	7	0	9
01:15	0	9	0	8	0	11	0	4	1	17	0	10
01:30	0	6	0	9	0	13	0	11	1	11	0	10
01:45	0	8	0	15	0	13	0	13	0	3	0	10
02:00	0	8	0	5	0	6	0	6	1	13	0	8
02:15	0	7	0	8	0	14	0	8	0	15	0	10
02:30	0	9	0	17	0	12	0	11	0	10	0	12
02:45	0	13	0	12	0	14	0	14	1	12	0	13
03:00	0	11	0	10	0	7	0	10	0	14	0	10
03:15	0	9	0	6	0	4	0	8	0	12	0	8
03:30	0	8	0	18	0	13	0	23	0	12	0	15
03:45	0	8	0	8	0	14	0	13	0	24	0	13
04:00	0	10	0	5	0	7	1	12	0	18	0	10
04:15	0	10	0	14	0	12	0	16	0	10	0	12
04:30	0	8	0	16	1	4	1	12	0	12	0	10
04:45	0	6	0	17	0	6	0	17	0	5	0	10
05:00	0	8	0	14	0	13	0	18	1	13	0	13
05:15	0	12	0	6	0	11	1	15	0	12	0	11
05:30	1	7	1	11	1	13	1	9	1	7	1	9
05:45	0	14	0	9	1	14	0	13	0	20	0	14
06:00	0	15	1	9	1	13	1	18	0	12	1	13
06:15	1	8	4	14	3	11	2	12	1	12	2	11
06:30	4	10	4	19	4	13	3	13	5	9	4	13
06:45	3	8	1	13	1	5	4	7	2	12	2	9
07:00	3	8	5	4	5	6	2	7	3	7	4	6
07:15	6	5	11	6	10	5	1	9	3	7	6	6
07:30	7	8	6	5	13	6	12	4	7	8	9	6
07:45	13	4	13	4	21	5	15	7	11	10	15	6
08:00	14	2	20	5	12	5	13	6	19	1	16	4
08:15	13	5	18	2	17	9	14	4	14	7	15	5
08:30	15	2	14	2	16	5	17	3	16	5	16	3
08:45	14	2	14	3	13	6	15	6	21	8	15	5
09:00	11	3	11	4	18	6	19	8	12	1	14	4
09:15	6	2	10	4	11	2	15	3	12	5	11	3
09:30	15	2	14	1	8	1	11	6	11	2	12	2
09:45	15	2	11	2	15	2	16	1	13	4	14	2
10:00	10	0	9	1	12	5	9	1	16	1	11	2
10:15	7	1	8	3	5	1	8	3	10	0	8	2
10:30	10	0	14	2	5	2	12	2	7	1	10	1
10:45	9	2	7	1	10	2	5	3	14	2	9	2
11:00	13	0	12	3	9	0	10	0	10	0	11	1
11:15	9	0	10	1	11	0	16	0	5	2	10	1
11:30	5	1	19	0	7	1	7	3	5	3	9	2
11:45	10	0	12	1	10	1	12	0	11	2	11	1
Totals	217	315	250	365	240	356	245	414	234	409	236	369
Day Total	532		615		596		659		643		605	
AM Pct	40.8%		40.7%		40.3%		37.2%		36.4%		39.0%	
Peak Hour	8:00	17:15	8:00	16:15	7:45	17:00	8:30	15:30	8:00	15:15	7:45	17:45
Peak Volume	56	48	66	61	66	51	66	64	70	66	62	51
P.H.F	0.9333	0.8000	0.8250	0.8971	0.7857	0.9107	0.8684	0.6957	0.8333	0.6875	0.9688	0.9107

AECOM

7:00-8:00 AM	29	34	35	52	49	29	30	57	24	45	34	42
7:15-8:15 AM	40	32	50	61	56	35	41	63	40	40	46	45
7:30-8:30 AM	47	34	57	53	63	34	54	62	51	42	55	44
7:45-8:45 AM	55	33	65	48	66	43	59	59	60	37	62	43
8:00-9:00 AM	56	41	66	40	58	51	59	55	70	52	62	47

4:00-5:00 PM	29	34	35	52	49	29	30	57	24	45	34	42
4:15-5:15 PM	40	32	50	61	56	35	41	63	40	40	46	45
4:30-5:30 PM	47	34	57	53	63	34	54	62	51	42	55	44
4:45-5:45 PM	55	33	65	48	66	43	59	59	60	37	62	43
5:00-6:00 PM	56	41	66	40	58	51	59	55	70	52	62	47

Client: AECOM SJ
 File Number:
 Route: SANTA MARIA AVE
 Location: N. of JUNIPERO SERRA BLVD

Site Ref: 15
 Direction: NB-IN

Count Date	10/18/2021		10/19/2021		10/20/2021		10/21/2021		10/22/2021		Average	
Count Time	AM	PM	AM	PM	AM	PM	AM	PM	AM	PM	AM	PM
00:00	0	1	0	1	1	2	0	0	0	2	0	1
00:15	0	5	0	2	0	1	0	2	0	2	0	2
00:30	0	2	0	0	0	4	1	1	0	2	0	2
00:45	0	1	0	4	0	3	0	1	0	0	0	2
01:00	0	7	0	1	0	1	1	5	0	5	0	4
01:15	0	0	0	0	0	5	0	5	0	3	0	3
01:30	0	6	0	0	0	2	0	5	0	1	0	3
01:45	0	0	0	1	0	1	0	3	0	3	0	2
02:00	0	2	0	0	0	2	0	1	0	3	0	2
02:15	0	1	0	3	0	4	0	2	0	1	0	2
02:30	0	0	0	4	0	2	0	2	0	2	0	2
02:45	0	2	0	1	0	3	0	2	0	2	0	2
03:00	0	1	0	2	0	2	0	0	0	3	0	2
03:15	0	0	0	2	0	0	0	2	0	2	0	1
03:30	0	4	0	0	0	2	0	5	0	2	0	3
03:45	0	1	0	2	1	1	0	1	0	2	0	1
04:00	0	2	0	2	0	3	0	3	0	1	0	2
04:15	0	2	0	2	0	1	0	0	0	3	0	2
04:30	0	1	0	1	0	1	0	2	0	1	0	1
04:45	0	2	0	0	0	2	0	1	0	1	0	1
05:00	0	0	0	3	0	3	0	2	0	1	0	2
05:15	0	3	0	1	0	2	0	2	0	0	0	2
05:30	0	1	0	3	0	4	2	1	0	2	0	2
05:45	0	1	0	0	0	0	0	2	0	3	0	1
06:00	0	2	1	2	0	1	0	2	0	5	0	2
06:15	0	0	0	2	0	0	0	3	0	0	0	1
06:30	0	1	0	1	0	1	1	2	0	1	0	1
06:45	0	0	0	0	4	1	1	0	0	2	1	1
07:00	5	3	4	1	0	4	3	3	4	4	3	3
07:15	4	1	3	1	3	1	0	2	4	2	3	1
07:30	4	2	6	1	4	1	3	1	1	2	4	1
07:45	5	1	9	1	3	0	5	0	3	3	5	1
08:00	4	0	5	1	10	1	6	1	7	1	6	1
08:15	3	0	1	0	3	3	6	2	4	0	3	1
08:30	2	0	4	1	4	1	4	0	5	0	4	0
08:45	3	1	1	0	7	0	3	0	3	0	3	0
09:00	1	3	0	2	3	2	4	1	2	0	2	2
09:15	2	1	2	2	4	1	0	0	3	0	2	1
09:30	2	0	2	0	3	0	1	0	1	0	2	0
09:45	1	0	0	1	4	0	0	1	2	1	1	1
10:00	1	0	2	0	2	0	3	0	4	1	2	0
10:15	3	0	3	1	2	0	1	0	2	0	2	0
10:30	1	2	1	0	2	0	4	2	2	0	2	1
10:45	1	0	3	0	1	0	2	0	3	0	2	0
11:00	0	0	5	0	2	0	2	0	2	0	2	0
11:15	3	0	1	0	1	0	2	0	4	0	2	0
11:30	1	0	3	0	2	1	3	0	2	0	2	0
11:45	3	0	1	0	2	1	2	1	1	0	2	0
Totals	49	62	57	52	68	70	60	71	59	69	55	65
Day Total	111		109		138		131		128		120	
AM Pct	44.1%		52.3%		49.3%		45.8%		46.1%		45.8%	
Peak Hour	7:00	12:15	7:15	14:15	8:00	12:30	7:45	13:00	7:45	13:00	7:15	12:45
Peak Volume	18	15	23	10	24	13	21	18	19	12	18	12
P.H.F	0.9000	0.5357	0.6389	0.6250	0.6000	0.6500	0.8750	0.9000	0.6786	0.6000	0.7500	0.7500

AECOM

7:00-8:00 AM	18	7	22	5	10	7	11	6	12	6	15	6
7:15-8:15 AM	17	5	23	6	20	7	14	5	15	6	18	6
7:30-8:30 AM	16	6	21	5	20	8	20	7	15	3	18	6
7:45-8:45 AM	14	6	19	7	20	11	21	6	19	4	18	7
8:00-9:00 AM	12	5	11	7	24	9	19	7	19	6	16	7
4:00-5:00 PM	18	7	22	5	10	7	11	6	12	6	15	6
4:15-5:15 PM	17	5	23	6	20	7	14	5	15	6	18	6
4:30-5:30 PM	16	6	21	5	20	8	20	7	15	3	18	6
4:45-5:45 PM	14	6	19	7	20	11	21	6	19	4	18	7
5:00-6:00 PM	12	5	11	7	24	9	19	7	19	6	16	7

Client: AECOM SJ
 File Number:
 Route: SANTA MARIA AVE
 Location: N. of JUNIPERO SERRA BLVD

Site Ref: 15
 Direction: SB-OUT

Count Date	10/18/2021		10/19/2021		10/20/2021		10/21/2021		10/22/2021		Average	
Count Time	AM	PM	AM	PM	AM	PM	AM	PM	AM	PM	AM	PM
00:00	0	2	0	3	0	3	0	2	0	2	0	2
00:15	0	0	0	0	0	3	0	4	0	4	0	2
00:30	0	0	0	0	0	2	0	1	0	0	0	1
00:45	0	0	0	1	0	2	0	1	0	2	0	1
01:00	0	2	0	2	0	0	0	5	0	4	0	3
01:15	0	2	0	0	0	3	0	2	0	1	0	2
01:30	0	2	0	0	0	2	0	3	0	0	0	1
01:45	0	1	0	2	0	2	0	0	0	3	0	2
02:00	0	1	0	2	0	2	0	1	0	2	0	2
02:15	0	3	0	2	0	3	0	4	0	2	0	3
02:30	0	1	0	3	0	0	1	3	0	5	0	2
02:45	0	3	0	0	0	2	0	1	0	3	0	2
03:00	0	1	0	0	0	1	0	0	0	2	0	1
03:15	0	1	0	3	0	2	0	4	0	1	0	2
03:30	0	2	0	0	0	3	0	2	0	3	0	2
03:45	0	6	0	2	0	4	0	3	0	2	0	3
04:00	0	3	0	2	0	1	0	1	0	3	0	2
04:15	0	1	0	1	0	1	0	3	0	0	0	1
04:30	0	1	0	1	0	3	0	3	0	1	0	2
04:45	0	0	0	1	0	3	0	1	0	2	0	1
05:00	0	2	1	0	0	1	0	1	0	0	0	1
05:15	1	2	0	5	0	0	0	2	1	2	0	2
05:30	0	1	1	0	0	1	0	3	0	0	0	1
05:45	1	1	0	1	0	0	1	0	0	1	0	1
06:00	0	1	0	0	1	0	0	0	0	1	0	0
06:15	0	0	0	1	0	0	0	4	0	0	0	1
06:30	0	1	0	0	0	1	0	3	1	0	0	1
06:45	0	0	0	0	1	0	0	0	0	2	0	0
07:00	1	1	2	2	2	0	2	1	1	1	2	1
07:15	0	0	1	1	1	2	0	2	0	0	0	1
07:30	3	1	2	1	0	1	3	0	2	0	2	1
07:45	2	1	2	1	3	0	0	0	1	1	2	1
08:00	0	1	2	0	0	0	2	2	0	1	1	1
08:15	2	1	2	0	2	0	1	0	0	1	1	0
08:30	2	0	2	0	2	0	0	0	3	0	2	0
08:45	1	0	1	0	1	1	1	0	0	0	1	0
09:00	1	0	0	1	2	0	2	2	1	2	1	1
09:15	1	0	0	0	2	0	2	1	2	0	1	0
09:30	2	0	4	2	1	0	1	0	2	0	2	0
09:45	1	0	0	0	0	0	0	0	1	0	0	0
10:00	2	0	2	0	4	0	0	0	1	0	2	0
10:15	1	0	0	0	0	0	2	0	0	1	1	0
10:30	1	0	0	0	2	0	4	0	0	0	1	0
10:45	2	0	3	0	2	1	0	0	2	1	2	0
11:00	1	0	2	0	2	0	1	0	1	0	1	0
11:15	4	0	2	0	0	0	2	0	3	0	2	0
11:30	1	0	0	0	0	0	0	0	6	1	1	0
11:45	2	0	2	0	2	0	6	0	2	0	3	0
Totals	32	45	31	40	30	50	31	65	30	57	28	50
Day Total	77		71		80		96		87		78	
AM Pct	41.6%		43.7%		37.5%		32.3%		34.5%		35.9%	
Peak Hour	10:30	15:15	7:30	13:45	10:00	12:00	11:00	12:15	10:45	13:45	11:00	13:45
Peak Volume	8	12	8	9	8	10	9	11	12	12	7	9
P.H.F	0.5000	0.5000	1.0000	0.7500	0.5000	0.8333	0.3750	0.5500	0.5000	0.6000	0.5833	0.7500

AECOM

7:00-8:00 AM	6	5	7	5	6	8	5	8	4	6	6	6
7:15-8:15 AM	5	4	7	3	4	8	5	8	3	3	5	5
7:30-8:30 AM	7	5	8	7	5	7	6	7	3	5	6	6
7:45-8:45 AM	6	5	8	6	7	5	3	7	4	4	6	5
8:00-9:00 AM	5	6	7	6	5	2	4	6	3	3	5	5
4:00-5:00 PM	6	5	7	5	6	8	5	8	4	6	6	6
4:15-5:15 PM	5	4	7	3	4	8	5	8	3	3	5	5
4:30-5:30 PM	7	5	8	7	5	7	6	7	3	5	6	6
4:45-5:45 PM	6	5	8	6	7	5	3	7	4	4	6	5
5:00-6:00 PM	5	6	7	6	5	2	4	6	3	3	5	5

Client: AECOM SJ
 File Number:
 Route: CAMPUS DR EAST
 Location: E. of JUNIPERO SERRA BLVD

Site Ref: 16
 Direction: EB-IN

Count Date	10/18/2021		10/19/2021		10/20/2021		10/21/2021		10/22/2021		Average	
Count Time	AM	PM	AM	PM	AM	PM	AM	PM	AM	PM	AM	PM
00:00	5	28	3	28	3	33	2	40	5	42	4	34
00:15	2	23	1	30	5	34	4	39	5	40	3	33
00:30	3	23	4	27	2	25	3	30	4	36	3	28
00:45	2	32	4	38	1	29	1	38	5	40	3	35
01:00	3	32	3	36	1	35	1	24	7	34	3	32
01:15	4	27	1	39	2	33	3	47	3	38	3	37
01:30	1	21	1	26	0	18	1	35	2	44	1	29
01:45	2	26	0	25	2	22	1	32	3	50	2	31
02:00	1	15	2	27	2	27	0	36	2	37	1	28
02:15	0	28	0	17	2	29	1	33	1	41	1	30
02:30	2	27	0	31	0	33	1	38	0	45	1	35
02:45	1	29	0	27	1	26	1	47	0	60	1	38
03:00	0	29	1	27	0	25	0	28	0	58	0	33
03:15	1	25	0	39	0	39	0	35	2	36	1	35
03:30	0	36	0	45	0	26	0	29	0	44	0	36
03:45	1	38	1	38	0	33	0	46	1	55	1	42
04:00	0	38	2	35	0	39	0	34	2	56	1	40
04:15	1	31	0	38	0	33	0	43	2	54	1	40
04:30	0	33	0	41	1	26	1	46	0	51	0	39
04:45	2	34	3	50	2	51	1	46	4	72	2	51
05:00	3	35	3	41	2	45	0	36	2	53	2	42
05:15	2	51	4	32	3	43	3	51	2	64	3	48
05:30	12	24	4	37	8	36	7	37	6	62	7	39
05:45	10	45	11	36	19	42	16	29	16	65	14	43
06:00	8	26	7	48	5	37	10	37	2	65	6	43
06:15	13	40	10	31	12	31	18	51	10	54	13	41
06:30	17	26	18	31	19	28	14	36	13	52	16	35
06:45	13	26	21	25	20	34	21	33	14	70	18	38
07:00	25	36	23	27	14	26	13	40	14	60	18	38
07:15	18	22	22	24	15	24	17	27	13	53	17	30
07:30	40	18	42	21	24	22	27	17	34	60	33	28
07:45	49	30	35	24	35	33	39	27	41	41	40	31
08:00	60	17	56	19	55	13	56	14	62	31	58	19
08:15	67	16	64	18	76	23	63	13	58	35	66	21
08:30	80	12	74	26	88	13	72	23	62	22	75	19
08:45	59	14	79	13	76	22	74	12	70	19	72	16
09:00	61	15	69	7	71	15	59	21	46	27	61	17
09:15	56	12	55	11	59	13	47	26	52	21	54	17
09:30	44	11	59	7	42	14	61	12	45	28	50	14
09:45	34	4	47	8	42	10	51	21	45	25	44	14
10:00	29	6	27	10	27	16	35	13	32	32	30	15
10:15	34	7	27	7	38	5	34	17	45	19	36	11
10:30	26	7	23	13	30	7	35	14	36	30	30	14
10:45	36	13	33	9	51	5	31	7	36	18	37	10
11:00	33	5	30	6	26	11	31	6	40	19	32	9
11:15	46	5	30	6	43	4	34	5	46	18	40	8
11:30	29	3	29	3	33	9	41	5	32	20	33	8
11:45	31	2	39	1	38	3	29	2	56	17	39	5
Totals	966	1103	967	1205	995	1200	959	1378	978	2013	976	1379
Day Total	2069		2172		2195		2337		2991		2355	
AM Pct	46.7%		44.5%		45.3%		41.0%		32.7%		41.4%	
Peak Hour	8:15	17:00	8:15	16:15	8:15	16:45	8:15	16:30	8:00	17:15	8:15	16:30
Peak Volume	267	155	286	170	311	175	268	179	252	256	274	180
P.H.F	0.8344	0.7598	0.9051	0.8500	0.8835	0.8578	0.9054	0.8775	0.9000	0.9846	0.9133	0.8824

AECOM

7:00-8:00 AM	132	136	122	164	88	149	96	169	102	233	108	170
7:15-8:15 AM	167	133	155	170	129	155	139	171	150	230	148	172
7:30-8:30 AM	216	153	197	164	190	165	185	179	195	240	197	180
7:45-8:45 AM	256	144	229	160	254	175	230	170	223	251	239	180
8:00-9:00 AM	266	155	273	146	295	166	265	153	252	244	271	172

4:00-5:00 PM	132	136	122	164	88	149	96	169	102	233	108	170
4:15-5:15 PM	167	133	155	170	129	155	139	171	150	230	148	172
4:30-5:30 PM	216	153	197	164	190	165	185	179	195	240	197	180
4:45-5:45 PM	256	144	229	160	254	175	230	170	223	251	239	180
5:00-6:00 PM	266	155	273	146	295	166	265	153	252	244	271	172

Client: AECOM SJ
 File Number:
 Route: CAMPUS DR EAST
 Location: E. of JUNIPERO SERRA BLVD

Site Ref: 16
 Direction: WB-OUT

Count Date	10/18/2021		10/19/2021		10/20/2021		10/21/2021		10/22/2021		Average	
Count Time	AM	PM	AM	PM	AM	PM	AM	PM	AM	PM	AM	PM
00:00	8	33	5	41	7	23	3	37	4	37	5	34
00:15	2	29	1	37	5	37	5	26	14	50	5	36
00:30	2	14	4	38	2	31	4	33	8	34	4	30
00:45	5	27	6	28	2	28	5	34	2	39	4	31
01:00	4	32	4	33	1	43	2	37	4	51	3	39
01:15	1	41	4	37	4	48	3	43	7	57	4	45
01:30	3	45	2	50	3	57	4	44	7	54	4	50
01:45	4	25	0	25	0	48	1	25	5	49	2	34
02:00	1	28	2	36	1	40	0	50	2	50	1	41
02:15	1	29	1	35	0	46	2	36	2	52	1	40
02:30	1	48	0	37	2	54	2	61	4	56	2	51
02:45	0	34	0	38	0	40	1	56	0	56	0	45
03:00	0	50	0	52	1	53	0	51	1	67	0	55
03:15	0	51	0	62	0	59	0	56	0	65	0	59
03:30	0	77	0	43	0	46	1	50	0	63	0	56
03:45	0	50	0	50	0	54	0	41	1	58	0	51
04:00	1	44	2	49	0	75	0	68	1	56	1	58
04:15	1	44	2	40	0	53	1	61	2	77	1	55
04:30	1	55	0	61	1	60	1	62	1	68	1	61
04:45	1	47	1	75	1	49	2	72	3	79	2	64
05:00	2	76	1	76	2	68	1	92	2	83	2	79
05:15	1	75	0	73	3	70	2	90	1	103	1	82
05:30	1	52	4	61	7	55	2	81	2	89	3	68
05:45	8	56	7	63	6	66	10	67	6	91	7	69
06:00	5	43	4	66	5	64	8	48	1	85	5	61
06:15	3	43	9	57	6	64	9	71	6	64	7	60
06:30	10	44	10	51	14	49	15	64	12	71	12	56
06:45	9	38	15	51	13	44	8	59	13	87	12	56
07:00	16	42	12	46	13	44	10	43	10	56	12	46
07:15	7	32	15	53	8	45	13	43	20	60	13	47
07:30	21	34	23	32	20	33	20	35	12	50	19	37
07:45	25	30	21	22	11	38	28	30	21	42	21	32
08:00	42	35	39	33	37	37	28	37	32	40	36	36
08:15	26	25	24	25	20	37	22	22	22	38	23	29
08:30	32	18	27	23	39	34	34	28	32	36	33	28
08:45	36	16	24	27	25	24	39	25	28	16	30	22
09:00	32	22	42	24	27	20	29	37	33	39	33	28
09:15	29	24	33	34	31	19	26	20	44	31	33	26
09:30	33	14	27	20	37	23	30	32	27	47	31	27
09:45	28	13	38	13	26	14	29	10	29	25	30	15
10:00	15	14	21	16	32	14	23	23	29	31	24	20
10:15	21	16	25	14	33	20	27	20	43	38	30	22
10:30	14	9	22	13	25	10	21	14	40	39	24	17
10:45	29	7	27	11	30	9	21	12	32	29	28	14
11:00	24	6	25	7	25	8	30	14	32	44	27	16
11:15	28	8	29	5	34	7	24	14	36	35	30	14
11:30	28	4	27	2	31	12	28	11	40	19	31	10
11:45	17	4	25	2	29	4	33	8	33	28	27	9
Totals	578	1603	610	1787	619	1876	607	1993	706	2534	624	1961
Day Total	2181		2397		2495		2600		3240		2585	
AM Pct	26.5%		25.4%		24.8%		23.3%		21.8%		24.1%	
Peak Hour	8:00	17:00	9:00	16:30	9:30	17:00	8:30	16:45	10:15	17:15	8:30	17:00
Peak Volume	136	259	140	285	128	259	128	335	147	368	129	298
P.H.F	0.8095	0.8520	0.8333	0.9375	0.8649	0.9250	0.8205	0.9103	0.8547	0.8932	0.9773	0.9085

AECOM												
7:00-8:00 AM	69	190	71	225	52	237	71	263	63	280	65	238
7:15-8:15 AM	95	222	98	252	76	230	89	287	85	307	89	259
7:30-8:30 AM	114	253	107	285	88	247	98	316	87	333	99	286
7:45-8:45 AM	125	250	111	285	107	242	112	335	107	354	113	293
8:00-9:00 AM	136	259	114	273	121	259	123	330	114	366	122	298

4:00-5:00 PM	69	190	71	225	52	237	71	263	63	280	65	238
4:15-5:15 PM	95	222	98	252	76	230	89	287	85	307	89	259
4:30-5:30 PM	114	253	107	285	88	247	98	316	87	333	99	286
4:45-5:45 PM	125	250	111	285	107	242	112	335	107	354	113	293
5:00-6:00 PM	136	259	114	273	121	259	123	330	114	366	122	298

Client: AECOM SJ
 File Number:
 Route: CAMPUS DR WEST
 Location: N. of JUNIPERO SERRA BLVD

Site Ref: 1
 Direction: NB-IN

Count Date	10/25/2021		10/26/2021		10/27/2021		10/28/2021		10/29/2021		Average	
Count Time	AM	PM	AM	PM	AM	PM	AM	PM	AM	PM	AM	PM
00:00	5	55	5	58	2	64	1	70	3	102	3	70
00:15	5	58	2	73	1	59	0	65	6	85	3	68
00:30	4	54	3	74	2	70	4	71	5	80	4	70
00:45	3	73	6	77	4	71	4	72	4	78	4	74
01:00	2	47	5	62	1	65	2	76	4	62	3	62
01:15	1	66	1	74	2	79	3	85	5	89	2	79
01:30	1	58	1	62	1	67	1	63	3	61	1	62
01:45	1	47	1	48	1	46	3	50	1	70	1	52
02:00	3	56	5	51	6	48	5	55	5	91	5	60
02:15	0	59	5	56	3	61	2	71	4	65	3	62
02:30	2	63	3	76	2	60	2	76	1	86	2	72
02:45	1	68	2	60	0	81	0	55	1	79	1	69
03:00	1	42	1	51	0	52	0	54	2	66	1	53
03:15	2	45	2	49	2	64	3	46	2	68	2	54
03:30	3	50	1	69	7	64	3	72	4	78	4	67
03:45	4	64	6	61	6	63	8	80	6	85	6	71
04:00	3	68	7	52	3	56	4	63	2	62	4	60
04:15	3	62	1	75	2	69	7	75	3	78	3	72
04:30	6	84	9	49	10	64	11	52	13	73	10	64
04:45	9	63	12	72	6	76	11	79	15	67	11	71
05:00	13	46	17	43	18	63	20	74	11	87	16	63
05:15	20	62	30	64	30	56	26	74	24	88	26	69
05:30	44	62	55	47	52	65	70	65	62	54	57	59
05:45	79	72	80	75	78	83	73	82	52	65	72	75
06:00	57	60	56	59	71	87	60	81	47	61	58	70
06:15	85	53	89	73	81	81	85	56	74	70	83	67
06:30	78	42	86	52	100	54	69	63	62	44	79	51
06:45	80	42	88	56	79	63	87	43	77	59	82	53
07:00	80	32	69	39	86	39	75	46	66	51	75	41
07:15	92	41	97	34	103	25	90	33	76	30	92	33
07:30	96	21	108	31	91	23	119	38	74	42	98	31
07:45	110	18	121	27	125	20	131	38	130	29	123	26
08:00	143	14	125	31	133	32	150	39	125	27	135	29
08:15	151	22	171	24	158	25	155	22	122	24	151	23
08:30	142	17	160	20	150	16	145	23	128	20	145	19
08:45	139	19	173	14	158	13	153	15	123	24	149	17
09:00	116	16	146	24	157	10	149	24	134	23	140	19
09:15	98	17	108	24	139	15	122	20	127	19	119	19
09:30	103	13	106	13	134	19	107	14	113	22	113	16
09:45	107	10	116	12	84	14	107	8	129	22	109	13
10:00	78	10	85	13	99	8	74	14	95	6	86	10
10:15	59	11	70	14	80	17	70	14	75	11	71	13
10:30	68	9	71	7	88	9	71	9	80	18	76	10
10:45	61	9	77	8	71	8	74	8	77	9	72	8
11:00	56	7	66	3	57	9	72	10	83	7	67	7
11:15	59	9	72	8	67	7	69	7	78	9	69	8
11:30	66	7	64	4	83	9	80	6	82	10	75	7
11:45	59	2	68	3	59	8	73	4	94	9	71	5
Totals	2398	1925	2652	2071	2692	2157	2650	2260	2509	2465	2582	2173
Day Total	4323		4723		4849		4910		4974		4755	
AM Pct	55.5%		56.2%		55.5%		54.0%		50.4%		54.3%	
Peak Hour	8:00	12:30	8:15	12:30	8:15	17:30	8:00	12:30	8:30	12:00	8:15	12:30
Peak Volume	575	287	650	287	623	316	603	304	512	345	585	285
P.H.F	0.9520	0.9318	0.9393	0.9318	0.9858	0.9080	0.9726	0.8941	0.9552	0.8456	0.9685	0.9019

AECOM

7:00-8:00 AM	378	277	395	248	405	265	415	269	346	280	388	267
7:15-8:15 AM	441	255	451	239	452	272	490	280	405	305	448	270
7:30-8:30 AM	500	255	525	228	507	259	555	279	451	315	507	267
7:45-8:45 AM	546	233	577	226	566	260	581	292	505	296	554	262
8:00-9:00 AM	575	242	629	229	599	267	603	295	498	294	580	266

4:00-5:00 PM	378	277	395	248	405	265	415	269	346	280	388	267
4:15-5:15 PM	441	255	451	239	452	272	490	280	405	305	448	270
4:30-5:30 PM	500	255	525	228	507	259	555	279	451	315	507	267
4:45-5:45 PM	546	233	577	226	566	260	581	292	505	296	554	262
5:00-6:00 PM	575	242	629	229	599	267	603	295	498	294	580	266

Client: AECOM SJ
 File Number:
 Route: CAMPUS DR WEST
 Location: N. of JUNIPERO SERRA BLVD

Site Ref: 1
 Direction: SB-OUT

Count Date	10/25/2021		10/26/2021		10/27/2021		10/28/2021		10/29/2021		Average	
Count Time	AM	PM	AM	PM	AM	PM	AM	PM	AM	PM	AM	PM
00:00	6	41	8	51	10	47	4	49	9	52	7	48
00:15	6	47	5	68	6	64	6	58	5	69	6	61
00:30	4	52	1	51	6	62	3	58	6	63	4	57
00:45	2	36	3	56	8	64	4	62	8	75	5	59
01:00	3	57	3	86	0	75	2	83	2	80	2	76
01:15	1	62	4	65	1	58	4	78	4	89	3	70
01:30	2	77	3	77	5	72	4	74	2	89	3	78
01:45	2	56	6	54	3	71	4	78	0	78	3	67
02:00	2	100	1	83	3	81	4	103	2	127	2	99
02:15	4	108	3	123	7	125	6	122	9	134	6	122
02:30	1	95	14	102	13	94	15	106	11	150	11	109
02:45	1	90	3	105	0	79	2	103	3	153	2	106
03:00	1	105	0	126	1	108	1	140	3	148	1	125
03:15	2	129	0	153	1	115	3	145	4	159	2	140
03:30	3	133	1	143	2	141	2	165	1	122	2	141
03:45	1	117	1	109	0	130	0	122	2	165	1	129
04:00	3	133	1	150	2	136	3	172	2	174	2	153
04:15	0	150	2	146	2	162	1	146	2	139	1	149
04:30	2	129	3	154	3	198	2	164	3	163	3	162
04:45	2	145	2	162	1	191	4	174	5	156	3	166
05:00	3	151	3	158	4	186	6	178	5	143	4	163
05:15	4	161	4	199	6	195	5	194	2	184	4	187
05:30	6	149	4	203	6	169	3	164	5	149	5	167
05:45	9	133	10	137	8	177	8	140	9	124	9	142
06:00	6	117	10	136	5	160	8	126	7	116	7	131
06:15	12	128	16	120	14	145	13	123	9	104	13	124
06:30	15	103	16	112	12	124	11	108	7	110	12	111
06:45	15	92	10	71	12	108	13	104	10	102	12	95
07:00	17	91	21	80	21	90	13	99	17	70	18	86
07:15	21	81	21	93	23	85	23	85	19	60	21	81
07:30	48	73	54	41	62	60	50	83	59	65	55	64
07:45	69	59	79	39	66	63	77	64	75	50	73	55
08:00	40	34	42	52	40	53	39	62	44	43	41	49
08:15	29	41	26	44	35	52	25	47	34	40	30	45
08:30	37	35	25	36	42	41	38	39	25	32	33	37
08:45	37	28	43	33	33	34	29	34	39	33	36	32
09:00	39	23	36	43	38	30	28	18	40	25	36	28
09:15	34	27	44	34	43	35	41	42	32	31	39	34
09:30	31	29	26	30	39	22	37	24	46	33	36	28
09:45	34	17	31	20	40	22	40	31	44	29	38	24
10:00	28	17	44	17	39	24	38	29	42	20	38	21
10:15	30	11	37	23	46	18	28	32	35	20	35	21
10:30	38	17	43	23	59	17	51	20	42	45	47	24
10:45	40	9	39	20	35	11	46	17	52	14	42	14
11:00	29	9	41	5	47	11	36	11	47	10	40	9
11:15	35	7	44	18	47	12	42	12	58	10	45	12
11:30	51	15	49	10	53	7	54	9	72	16	56	11
11:45	42	9	65	9	41	9	40	11	62	9	50	9
Totals	847	3528	947	3870	990	4033	916	4108	1021	4072	944	3921
Day Total	4375		4817		5023		5024		5093		4865	
AM Pct	19.4%		19.7%		19.7%		18.2%		20.0%		19.4%	
Peak Hour	7:30	16:45	7:30	16:45	7:30	16:30	7:30	16:30	11:00	16:30	7:30	16:45
Peak Volume	186	606	201	722	203	770	191	710	239	646	199	683
P.H.F	0.6739	0.9410	0.6361	0.8892	0.7689	0.9722	0.6201	0.9149	0.8299	0.8777	0.6815	0.9131

AECOM

7:00-8:00 AM	155	557	175	612	172	687	163	656	170	632	167	630
7:15-8:15 AM	178	575	196	620	191	737	189	662	197	601	190	640
7:30-8:30 AM	186	586	201	673	203	770	191	710	212	646	199	678
7:45-8:45 AM	175	606	172	722	183	741	179	710	178	632	177	683
8:00-9:00 AM	143	594	136	697	150	727	131	676	142	600	140	659

4:00-5:00 PM	155	557	175	612	172	687	163	656	170	632	167	630
4:15-5:15 PM	178	575	196	620	191	737	189	662	197	601	190	640
4:30-5:30 PM	186	586	201	673	203	770	191	710	212	646	199	678
4:45-5:45 PM	175	606	172	722	183	741	179	710	178	632	177	683
5:00-6:00 PM	143	594	136	697	150	727	131	676	142	600	140	659

Client: AECOM SJ
 File Number:
 Route: STOCKFARM RD
 Location: E. of SAND HILL RD

Site Ref: 2
 Direction: EB-IN

Count Date	10/25/2021		10/26/2021		10/27/2021		10/28/2021		10/29/2021		Average	
Count Time	AM	PM	AM	PM	AM	PM	AM	PM	AM	PM	AM	PM
00:00	3	37	1	37	0	47	1	34	4	46	2	40
00:15	2	48	4	57	5	33	3	51	1	38	3	45
00:30	1	38	1	37	2	47	1	36	4	34	2	38
00:45	1	48	1	51	2	56	1	64	1	56	1	55
01:00	2	35	0	45	1	38	0	47	1	57	1	44
01:15	2	47	1	39	0	43	2	43	1	44	1	43
01:30	0	32	0	32	0	42	1	46	0	48	0	40
01:45	1	17	1	30	1	38	0	31	0	52	1	34
02:00	1	38	2	46	1	48	0	51	2	39	1	44
02:15	2	45	1	40	0	30	0	35	0	47	1	39
02:30	1	31	0	35	0	37	0	39	1	37	0	36
02:45	1	27	1	32	0	27	0	38	2	38	1	32
03:00	0	43	0	31	1	39	0	38	1	60	0	42
03:15	0	35	1	40	1	26	0	32	0	31	0	33
03:30	3	28	0	27	3	32	3	31	4	44	3	32
03:45	3	32	3	32	3	43	4	39	6	46	4	38
04:00	1	25	3	22	5	26	5	37	4	53	4	33
04:15	5	26	5	45	6	43	4	48	3	44	5	41
04:30	5	27	10	33	8	33	6	46	5	34	7	35
04:45	6	26	6	42	10	43	6	34	12	31	8	35
05:00	9	28	17	32	14	31	12	50	11	27	13	34
05:15	19	37	21	47	19	44	30	43	21	22	22	39
05:30	39	30	44	35	48	39	36	36	47	44	43	37
05:45	38	41	62	39	60	45	60	36	55	27	55	38
06:00	68	37	93	33	92	30	102	31	72	31	85	32
06:15	127	32	164	39	140	53	136	54	134	46	140	45
06:30	142	20	178	47	154	37	152	39	120	37	149	36
06:45	100	20	106	28	102	23	107	32	98	26	103	26
07:00	100	15	88	15	96	10	103	20	94	25	96	17
07:15	127	5	143	17	110	16	126	18	104	23	122	16
07:30	135	10	142	11	129	20	166	19	132	13	141	15
07:45	144	9	167	8	169	10	161	9	126	11	153	9
08:00	124	7	139	14	131	9	100	14	127	12	124	11
08:15	114	8	175	10	147	9	140	17	135	15	142	12
08:30	103	12	129	8	132	13	130	5	88	9	116	9
08:45	136	7	156	5	149	7	158	11	109	11	142	8
09:00	95	6	109	5	114	9	115	5	115	17	110	8
09:15	106	9	122	6	120	10	112	10	110	8	114	9
09:30	122	4	93	5	102	7	117	8	112	9	109	7
09:45	84	4	101	3	97	8	95	7	88	9	93	6
10:00	59	5	82	11	59	4	73	11	72	9	69	8
10:15	47	6	57	3	61	4	49	2	71	10	57	5
10:30	45	7	56	4	72	7	56	6	66	8	59	6
10:45	57	2	61	2	55	6	84	6	41	13	60	6
11:00	44	2	47	3	55	4	58	6	48	7	50	4
11:15	37	0	49	1	41	2	52	3	40	7	44	3
11:30	36	4	37	5	40	2	41	4	35	4	38	4
11:45	50	2	57	1	75	3	47	4	45	7	55	3
Totals	2347	1054	2736	1190	2632	1233	2655	1326	2368	1366	2549	1232
Day Total	3401		3926		3865		3981		3734		3781	
AM Pct	69.0%		69.7%		68.1%		66.7%		63.4%		67.4%	
Peak Hour	7:15	12:00	7:30	12:15	7:45	12:30	7:30	12:45	7:30	12:45	7:30	12:15
Peak Volume	530	171	623	190	579	184	567	200	520	205	560	182
P.H.F	0.9201	0.8906	0.8900	0.8333	0.8565	0.8214	0.8539	0.7813	0.9630	0.8991	0.9150	0.8273

AECOM

7:00-8:00 AM	506	104	540	142	504	145	556	165	456	162	512	144
7:15-8:15 AM	530	107	591	152	539	150	553	178	489	136	540	145
7:30-8:30 AM	517	118	623	154	576	151	567	173	520	114	560	143
7:45-8:45 AM	485	121	610	156	579	157	531	163	476	124	535	145
8:00-9:00 AM	477	136	599	153	559	159	528	165	459	120	524	148

4:00-5:00 PM	506	104	540	142	504	145	556	165	456	162	512	144
4:15-5:15 PM	530	107	591	152	539	150	553	178	489	136	540	145
4:30-5:30 PM	517	118	623	154	576	151	567	173	520	114	560	143
4:45-5:45 PM	485	121	610	156	579	157	531	163	476	124	535	145
5:00-6:00 PM	477	136	599	153	559	159	528	165	459	120	524	148

Client: AECOM SJ
 File Number:
 Route: STOCKFARM RD
 Location: E. of SAND HILL RD

Site Ref: 2
 Direction: WB-OUT

Count Date	10/25/2021		10/26/2021		10/27/2021		10/28/2021		10/29/2021		Average	
Count Time	AM	PM	AM	PM	AM	PM	AM	PM	AM	PM	AM	PM
00:00	8	27	7	27	4	32	6	29	6	55	6	34
00:15	2	36	5	46	7	29	6	46	7	42	5	40
00:30	0	34	3	47	3	36	4	46	0	55	2	44
00:45	2	26	2	42	4	34	3	44	4	52	3	40
01:00	2	31	3	32	4	49	3	45	8	42	4	40
01:15	4	36	4	57	4	35	5	51	2	61	4	48
01:30	3	37	1	39	0	58	2	40	3	38	2	42
01:45	1	36	3	51	1	38	2	40	1	49	2	43
02:00	0	42	1	41	2	53	0	35	1	64	1	47
02:15	2	55	1	58	2	66	2	70	2	59	2	62
02:30	1	59	5	68	5	77	5	80	5	81	4	73
02:45	0	64	0	69	1	79	1	72	1	62	1	69
03:00	2	72	1	76	0	67	0	74	1	93	1	76
03:15	2	59	0	80	1	93	2	77	1	91	1	80
03:30	0	75	1	105	0	107	0	85	1	81	0	91
03:45	1	80	0	100	0	96	0	70	1	88	0	87
04:00	1	71	0	88	0	92	2	66	0	84	1	80
04:15	0	110	1	123	1	104	0	105	0	111	0	111
04:30	1	104	0	126	0	121	3	109	0	107	1	113
04:45	0	119	0	120	1	140	0	133	1	109	0	124
05:00	2	115	2	149	1	148	2	155	1	125	2	138
05:15	3	148	1	183	2	161	1	173	2	151	2	163
05:30	1	130	3	116	2	151	3	140	1	125	2	132
05:45	7	108	5	110	2	112	4	122	3	100	4	110
06:00	4	106	1	124	8	109	4	108	1	95	4	108
06:15	11	83	12	111	11	118	7	131	10	105	10	110
06:30	4	108	4	112	0	130	4	117	4	98	3	113
06:45	2	81	5	94	8	95	14	88	10	63	8	84
07:00	7	59	10	66	12	90	11	89	9	78	10	76
07:15	13	54	14	87	10	59	3	77	13	76	11	71
07:30	17	77	16	77	21	83	11	63	13	55	16	71
07:45	26	53	28	51	33	61	29	63	24	44	28	54
08:00	44	37	32	57	25	38	38	44	30	48	34	45
08:15	26	45	39	43	27	38	25	57	28	37	29	44
08:30	17	19	30	36	30	23	24	32	21	25	24	27
08:45	31	26	24	28	23	25	21	37	22	23	24	28
09:00	28	12	23	21	26	26	29	34	30	24	27	23
09:15	20	24	18	24	35	25	21	34	22	22	23	26
09:30	31	21	27	22	28	24	18	23	26	29	26	24
09:45	23	16	18	14	23	21	27	21	31	15	24	17
10:00	23	15	25	17	22	14	23	27	32	19	25	18
10:15	22	13	25	17	24	16	17	14	29	15	23	15
10:30	36	4	26	8	27	17	33	9	28	14	30	10
10:45	25	13	29	13	26	12	18	11	21	11	24	12
11:00	21	11	24	9	31	12	29	14	46	8	30	11
11:15	17	9	39	8	33	6	31	13	41	8	32	9
11:30	25	7	37	10	28	7	39	13	36	10	33	9
11:45	33	7	38	9	39	8	39	12	42	10	38	9
Totals	551	2574	593	3011	597	3035	571	3038	619	2857	586	2901
Day Total	3125		3604		3632		3609		3476		3487	
AM Pct	17.6%		16.5%		16.4%		15.8%		17.8%		16.8%	
Peak Hour	8:00	16:45	11:00	16:30	11:00	16:45	11:00	16:45	11:00	16:45	11:00	16:45
Peak Volume	118	512	138	578	131	600	138	601	165	510	133	557
P.H.F	0.6705	0.8649	0.8846	0.7896	0.8397	0.9317	0.8846	0.8685	0.8967	0.8444	0.8750	0.8543

AECOM

7:00-8:00 AM	63	404	68	457	76	457	54	413	59	411	65	428
7:15-8:15 AM	100	448	90	518	89	513	81	502	80	452	89	486
7:30-8:30 AM	113	486	115	578	106	570	103	570	95	492	107	538
7:45-8:45 AM	113	512	129	568	115	600	116	601	103	510	115	557
8:00-9:00 AM	118	501	125	558	105	572	108	590	101	501	111	543

4:00-5:00 PM	63	404	68	457	76	457	54	413	59	411	65	428
4:15-5:15 PM	100	448	90	518	89	513	81	502	80	452	89	486
4:30-5:30 PM	113	486	115	578	106	570	103	570	95	492	107	538
4:45-5:45 PM	113	512	129	568	115	600	116	601	103	510	115	557
5:00-6:00 PM	118	501	125	558	105	572	108	590	101	501	111	543

Client: AECOM SJ
 File Number:
 Route: WELCH RD
 Location: N. of OAK RD

Site Ref: 3
 Direction: SB-IN

Count Date	10/25/2021		10/26/2021		10/27/2021		10/28/2021		10/29/2021		Average	
Count Time	AM	PM	AM	PM	AM	PM	AM	PM	AM	PM	AM	PM
00:00	2	20	5	31	4	29	5	22	2	34	4	27
00:15	0	22	0	27	3	33	1	30	2	42	1	31
00:30	1	27	2	24	0	30	3	40	2	42	2	33
00:45	1	18	0	38	1	25	4	27	1	29	1	27
01:00	1	27	4	27	0	23	1	33	3	33	2	29
01:15	0	28	1	27	2	28	0	28	0	32	1	29
01:30	3	33	2	23	2	34	0	31	2	22	2	29
01:45	2	29	4	34	2	29	1	27	2	33	2	30
02:00	2	25	2	29	3	28	3	30	6	34	3	29
02:15	2	35	4	36	4	30	2	38	3	47	3	37
02:30	2	18	0	34	1	25	6	42	0	49	2	34
02:45	2	35	2	34	2	30	3	35	3	60	2	39
03:00	1	35	1	41	1	26	0	50	2	70	1	44
03:15	2	30	0	34	2	33	0	48	2	45	1	38
03:30	1	35	2	39	4	45	2	43	2	67	2	46
03:45	1	46	1	39	1	39	0	49	1	51	1	45
04:00	2	44	0	50	1	40	2	57	2	52	1	49
04:15	4	46	9	36	6	49	8	50	5	41	6	44
04:30	7	44	4	38	5	51	6	60	3	51	5	49
04:45	6	27	5	53	6	34	9	62	12	48	8	45
05:00	11	34	7	39	6	59	5	55	14	37	9	45
05:15	11	49	11	42	16	41	12	57	11	46	12	47
05:30	15	32	18	47	19	36	15	54	19	34	17	41
05:45	17	40	18	36	24	40	31	48	16	54	21	44
06:00	16	40	31	38	29	49	27	52	27	36	26	43
06:15	37	24	41	27	38	33	33	34	36	25	37	29
06:30	31	21	37	26	29	26	33	33	29	24	32	26
06:45	29	11	21	13	33	20	27	32	41	18	30	19
07:00	29	17	34	19	35	20	42	24	44	22	37	20
07:15	32	23	34	20	35	15	20	31	23	24	29	23
07:30	50	19	44	15	43	19	56	29	57	18	50	20
07:45	51	14	38	12	46	16	47	18	42	11	45	14
08:00	29	18	45	12	38	11	25	16	52	13	38	14
08:15	31	19	39	5	49	7	50	10	37	9	41	10
08:30	39	8	50	10	51	9	50	11	46	6	47	9
08:45	55	6	55	6	52	12	46	6	48	10	51	8
09:00	37	8	47	8	39	10	45	3	34	6	40	7
09:15	32	10	36	8	37	5	35	17	49	7	38	9
09:30	35	7	33	7	40	9	53	6	51	10	42	8
09:45	29	9	31	8	24	9	31	13	47	13	32	10
10:00	26	1	29	6	35	7	36	8	30	5	31	5
10:15	32	1	35	4	27	3	27	10	38	4	32	4
10:30	28	6	32	6	43	5	42	1	30	6	35	5
10:45	30	4	24	3	26	5	31	2	37	5	30	4
11:00	21	2	25	5	29	4	26	5	33	7	27	5
11:15	18	3	36	6	29	12	19	8	42	6	29	7
11:30	26	8	36	10	31	5	24	4	22	4	28	6
11:45	27	8	37	2	19	1	29	7	28	5	28	5
Totals	866	1066	972	1134	972	1149	973	1396	1038	1347	964	1221
Day Total	1932		2106		2121		2369		2385		2185	
AM Pct	44.8%		46.2%		45.8%		41.1%		43.5%		44.1%	
Peak Hour	8:30	15:45	8:15	16:45	8:15	16:15	8:15	16:30	7:30	14:45	8:15	15:45
Peak Volume	163	180	191	181	191	193	191	234	188	242	179	187
P.H.F	0.7409	0.9783	0.8682	0.8538	0.9183	0.8178	0.9550	0.9435	0.8246	0.8643	0.8775	0.9541

AECOM

7:00-8:00 AM	162	161	150	177	159	174	165	229	166	192	161	187
7:15-8:15 AM	162	151	161	166	162	193	148	227	174	177	162	183
7:30-8:30 AM	161	154	166	172	176	185	178	234	188	182	174	186
7:45-8:45 AM	150	142	172	181	184	170	172	228	177	165	171	178
8:00-9:00 AM	154	155	189	164	190	176	171	214	183	171	177	177

4:00-5:00 PM	162	161	150	177	159	174	165	229	166	192	161	187
4:15-5:15 PM	162	151	161	166	162	193	148	227	174	177	162	183
4:30-5:30 PM	161	154	166	172	176	185	178	234	188	182	174	186
4:45-5:45 PM	150	142	172	181	184	170	172	228	177	165	171	178
5:00-6:00 PM	154	155	189	164	190	176	171	214	183	171	177	177

Client: AECOM SJ
 File Number:
 Route: WELCH RD
 Location: N. of OAK RD

Site Ref: 3
 Direction: NB-OUT

Count Date	10/25/2021		10/26/2021		10/27/2021		10/28/2021		10/29/2021		Average	
Count Time	AM	PM	AM	PM	AM	PM	AM	PM	AM	PM	AM	PM
00:00	2	30	3	22	2	27	3	23	4	52	3	31
00:15	1	27	1	36	0	34	1	37	1	47	1	36
00:30	1	27	3	25	2	31	4	31	3	52	3	33
00:45	1	36	0	48	2	51	7	51	2	48	2	47
01:00	2	23	2	38	1	31	0	39	7	37	2	34
01:15	2	31	1	32	2	41	4	37	0	52	2	39
01:30	1	38	0	26	2	34	0	43	3	39	1	36
01:45	3	22	1	37	0	27	0	30	4	49	2	33
02:00	0	32	1	28	2	25	2	50	5	45	2	36
02:15	0	26	7	25	5	27	5	38	7	51	5	33
02:30	0	35	23	39	24	34	23	52	23	46	19	41
02:45	2	36	3	46	1	32	1	37	4	51	2	40
03:00	1	30	4	34	1	42	0	37	2	52	2	39
03:15	0	32	2	41	2	45	0	46	2	57	1	44
03:30	1	37	1	28	3	41	2	40	6	49	3	39
03:45	4	28	5	38	2	43	1	44	2	45	3	40
04:00	1	44	1	40	1	37	0	53	2	36	1	42
04:15	2	35	0	32	2	46	3	49	5	50	2	42
04:30	2	43	2	45	5	38	3	52	8	40	4	44
04:45	4	38	5	44	2	45	6	46	11	54	6	45
05:00	4	50	8	42	11	49	8	61	15	37	9	48
05:15	6	43	8	61	7	47	8	51	13	53	8	51
05:30	11	45	7	36	6	49	9	58	19	31	10	44
05:45	17	43	12	40	11	51	14	64	23	51	15	50
06:00	19	50	20	43	22	45	15	67	20	60	19	53
06:15	38	55	42	53	37	60	32	58	46	55	39	56
06:30	37	43	27	53	35	52	32	53	45	44	35	49
06:45	30	25	29	36	30	42	27	43	42	30	32	35
07:00	25	36	15	42	21	26	25	38	34	32	24	35
07:15	39	35	29	35	29	25	27	44	30	36	31	35
07:30	24	28	34	27	25	19	29	36	35	32	29	28
07:45	48	22	33	23	32	26	43	33	47	21	41	25
08:00	38	14	36	14	37	18	39	29	44	20	39	19
08:15	43	12	52	11	41	14	51	11	41	20	46	14
08:30	28	8	44	10	48	10	43	9	41	10	41	9
08:45	30	8	46	8	53	10	38	8	37	18	41	10
09:00	30	12	40	12	37	14	43	5	43	13	39	11
09:15	20	6	26	12	32	6	28	23	49	13	31	12
09:30	34	5	28	15	30	15	28	15	41	13	32	13
09:45	23	10	39	7	32	6	26	15	49	14	34	10
10:00	29	6	34	11	33	6	28	11	37	14	32	10
10:15	25	8	23	9	32	12	30	18	42	10	30	11
10:30	26	10	30	8	37	11	22	9	33	10	30	10
10:45	21	6	28	3	35	4	23	6	37	10	29	6
11:00	28	0	22	4	22	5	26	6	38	6	27	4
11:15	15	5	29	3	29	3	30	7	26	12	26	6
11:30	32	3	38	4	27	10	34	6	27	8	32	6
11:45	31	7	27	2	26	3	35	9	36	8	31	6
Totals	781	1245	871	1328	878	1369	858	1628	1091	1633	898	1440
Day Total	2026		2199		2247		2486		2724		2338	
AM Pct	38.5%		39.6%		39.1%		34.5%		40.1%		38.4%	
Peak Hour	7:45	17:30	8:15	16:30	8:00	17:45	7:45	17:30	9:00	17:45	7:45	17:45
Peak Volume	157	193	182	192	179	208	176	247	182	210	167	208
P.H.F	0.8177	0.8773	0.8750	0.7869	0.8443	0.8667	0.8627	0.9216	0.9286	0.8750	0.9076	0.9286

AECOM

7:00-8:00 AM	136	160	111	161	107	166	124	200	146	180	125	173
7:15-8:15 AM	149	166	132	163	123	178	138	208	156	181	140	179
7:30-8:30 AM	153	174	155	192	135	179	162	210	167	184	155	188
7:45-8:45 AM	157	176	165	183	158	190	176	216	173	175	167	188
8:00-9:00 AM	139	181	178	179	179	196	171	234	163	172	167	193

4:00-5:00 PM	136	160	111	161	107	166	124	200	146	180	125	173
4:15-5:15 PM	149	166	132	163	123	178	138	208	156	181	140	179
4:30-5:30 PM	153	174	155	192	135	179	162	210	167	184	155	188
4:45-5:45 PM	157	176	165	183	158	190	176	216	173	175	167	188
5:00-6:00 PM	139	181	178	179	179	196	171	234	163	172	167	193

Client: AECOM SJ
 File Number:
 Route: QUARRY RD
 Location: N. of QUARRY RD EXTENSION

Site Ref: 4
 Direction: SB-IN

Count Date	10/25/2021		10/26/2021		10/27/2021		10/28/2021		10/29/2021		Average	
Count Time	AM	PM	AM	PM	AM	PM	AM	PM	AM	PM	AM	PM
00:00	0	38	9	54	6	45	6	56	5	52	5	49
00:15	0	56	0	45	2	43	2	36	3	41	1	44
00:30	1	33	0	57	0	50	2	37	1	32	1	42
00:45	6	28	4	28	3	65	0	35	2	35	3	38
01:00	6	27	6	42	1	40	3	38	3	25	4	34
01:15	0	46	0	34	3	44	8	47	0	40	2	42
01:30	2	44	0	45	7	38	2	56	1	52	2	47
01:45	2	45	5	34	6	60	3	36	3	36	4	42
02:00	3	48	6	53	2	46	2	47	5	52	4	49
02:15	0	40	8	49	2	45	5	29	1	63	3	45
02:30	4	24	5	42	2	51	4	33	1	69	3	44
02:45	6	30	3	61	4	40	3	60	5	51	4	48
03:00	5	27	4	64	1	40	2	52	2	64	3	49
03:15	5	47	7	31	4	61	7	34	7	60	6	47
03:30	7	42	8	39	3	40	6	44	0	67	5	46
03:45	11	36	5	49	4	45	8	46	11	57	8	47
04:00	14	54	9	37	2	39	3	65	2	40	6	47
04:15	0	45	7	32	10	56	19	57	8	47	9	47
04:30	16	67	24	57	16	52	19	34	14	53	18	53
04:45	15	62	21	31	13	49	6	41	10	58	13	48
05:00	22	31	16	27	17	42	24	36	12	25	18	32
05:15	13	58	28	44	26	47	27	34	21	43	23	45
05:30	27	40	47	44	49	55	32	54	28	60	37	51
05:45	55	36	48	39	48	46	52	26	42	42	49	38
06:00	33	27	41	35	38	43	39	19	39	35	38	32
06:15	47	36	52	40	43	31	40	30	37	47	44	37
06:30	55	27	47	35	45	44	56	29	37	35	48	34
06:45	29	36	36	41	40	32	26	36	28	32	32	35
07:00	46	26	37	17	32	33	34	25	40	21	38	24
07:15	39	14	53	14	35	23	42	30	41	15	42	19
07:30	55	27	35	24	41	22	36	33	32	19	40	25
07:45	55	32	35	27	55	38	55	34	30	19	46	30
08:00	39	16	27	25	15	24	39	17	35	15	31	19
08:15	41	18	33	22	33	9	21	26	34	17	32	18
08:30	36	10	38	23	46	13	30	18	34	18	37	16
08:45	39	20	39	16	42	22	44	14	44	18	42	18
09:00	50	22	38	17	50	13	45	22	37	22	44	19
09:15	27	13	32	19	47	14	58	21	38	19	40	17
09:30	31	16	46	8	44	16	44	23	38	10	41	15
09:45	34	12	48	24	32	16	27	13	46	23	37	18
10:00	30	18	42	12	39	14	30	22	55	19	39	17
10:15	41	5	48	13	44	6	36	11	34	9	41	9
10:30	32	5	33	9	31	6	36	5	45	13	35	8
10:45	20	4	36	3	41	7	32	6	40	10	34	6
11:00	28	14	36	12	43	6	33	3	33	10	35	9
11:15	30	13	30	9	44	15	33	9	39	8	35	11
11:30	30	1	53	3	47	5	40	10	38	6	42	5
11:45	41	6	42	3	40	6	35	7	32	10	38	6
Totals	1128	1422	1227	1489	1198	1597	1156	1496	1093	1614	1162	1521
Day Total	2550		2716		2795		2652		2707		2683	
AM Pct	44.2%		45.2%		42.9%		43.6%		40.4%		43.3%	
Peak Hour	7:00	16:00	5:30	14:15	8:30	12:00	8:45	15:30	9:45	15:00	5:45	16:00
Peak Volume	195	228	188	216	185	203	191	212	180	248	179	195
P.H.F	0.8864	0.8507	0.9038	0.8438	0.9250	0.7808	0.8233	0.8154	0.8182	0.9254	0.9133	0.9198

AECOM

7:00-8:00 AM	195	228	160	157	163	196	167	197	143	198	166	195
7:15-8:15 AM	188	205	150	147	146	199	172	168	138	183	159	180
7:30-8:30 AM	190	218	130	159	144	190	151	145	131	179	149	178
7:45-8:45 AM	171	191	133	146	149	193	145	165	133	186	146	176
8:00-9:00 AM	155	165	137	154	136	190	134	150	147	170	142	166

4:00-5:00 PM	195	228	160	157	163	196	167	197	143	198	166	195
4:15-5:15 PM	188	205	150	147	146	199	172	168	138	183	159	180
4:30-5:30 PM	190	218	130	159	144	190	151	145	131	179	149	178
4:45-5:45 PM	171	191	133	146	149	193	145	165	133	186	146	176
5:00-6:00 PM	155	165	137	154	136	190	134	150	147	170	142	166

Client: AECOM SJ
 File Number:
 Route: QUARRY RD
 Location: N. of QUARRY RD EXTENSION

Site Ref: 4
 Direction: NB-OUT

Count Date	10/25/2021		10/26/2021		10/27/2021		10/28/2021		10/29/2021		Average	
Count Time	AM	PM	AM	PM	AM	PM	AM	PM	AM	PM	AM	PM
00:00	8	34	10	46	9	54	2	41	7	41	7	43
00:15	2	28	7	58	0	45	6	39	9	36	5	41
00:30	0	46	11	50	0	57	7	35	6	42	5	46
00:45	6	48	2	51	4	28	2	37	3	47	3	42
01:00	4	32	10	46	6	42	5	45	8	42	7	41
01:15	1	42	3	46	0	34	4	35	4	50	2	41
01:30	2	29	2	56	0	45	3	41	4	39	2	42
01:45	9	40	7	70	5	34	3	38	3	39	5	44
02:00	2	53	3	54	6	53	4	48	4	46	4	51
02:15	9	47	1	36	8	49	1	40	3	43	4	43
02:30	6	62	6	62	5	42	3	51	3	56	5	55
02:45	0	41	9	42	3	61	6	43	3	48	4	47
03:00	2	57	2	57	4	64	1	46	2	50	2	55
03:15	5	55	4	64	7	31	4	49	6	55	5	51
03:30	5	49	8	82	8	39	7	57	7	50	7	55
03:45	10	45	5	61	5	49	7	51	6	51	7	51
04:00	5	63	6	56	9	37	4	46	6	51	6	51
04:15	2	73	5	60	7	32	9	51	8	50	6	53
04:30	15	81	25	72	24	57	12	44	10	63	17	63
04:45	20	69	18	69	21	31	15	53	13	52	17	55
05:00	15	61	17	71	16	27	10	56	11	70	14	57
05:15	9	97	26	62	28	44	18	46	8	53	18	60
05:30	18	79	22	65	47	44	19	46	11	54	23	58
05:45	31	66	19	56	48	39	26	49	20	55	29	53
06:00	28	36	45	52	41	35	28	42	24	43	33	42
06:15	33	49	31	39	52	40	31	36	32	42	36	41
06:30	62	47	63	47	47	35	48	40	43	41	53	42
06:45	58	28	57	32	36	41	44	29	54	33	50	33
07:00	50	40	90	15	37	17	35	29	44	35	51	27
07:15	34	27	56	17	53	14	37	31	30	25	42	23
07:30	59	37	56	29	35	24	35	35	37	33	44	32
07:45	54	30	47	23	35	27	43	28	40	31	44	28
08:00	43	28	48	14	27	25	39	16	37	21	39	21
08:15	40	31	41	18	33	22	34	22	38	20	37	23
08:30	55	20	46	10	38	23	40	14	38	20	43	17
08:45	43	23	35	12	39	16	33	18	34	15	37	17
09:00	26	8	29	2	38	17	33	14	31	15	31	11
09:15	20	5	41	16	32	19	28	15	35	18	31	15
09:30	36	27	54	6	46	8	33	15	31	21	40	15
09:45	43	11	43	18	48	24	28	10	33	10	39	15
10:00	27	11	46	2	42	12	38	12	32	12	37	10
10:15	25	13	27	9	48	13	25	10	24	15	30	12
10:30	22	13	42	5	33	9	31	7	31	12	32	9
10:45	36	18	38	4	36	3	31	9	34	12	35	9
11:00	38	13	50	4	36	12	43	10	33	12	40	10
11:15	38	18	46	4	30	9	42	11	33	13	38	11
11:30	43	21	73	0	53	3	41	11	41	20	50	11
11:45	34	11	48	2	42	3	42	7	47	10	43	7
Totals	1133	1862	1380	1772	1227	1489	1040	1558	1021	1712	1159	1679
Day Total	2995		3152		2716		2598		2733		2838	
AM Pct	37.8%		43.8%		45.2%		40.0%		37.4%		40.8%	
Peak Hour	6:30	16:30	6:30	16:30	5:30	14:15	11:00	15:30	6:15	16:30	6:30	16:30
Peak Volume	204	308	266	274	188	216	168	205	173	238	196	235
P.H.F	0.8226	0.7938	0.7389	0.9514	0.9038	0.8438	0.9767	0.8991	0.8009	0.8500	0.9245	0.9325

AECOM

7:00-8:00 AM	197	286	249	257	160	157	150	194	151	216	181	222
7:15-8:15 AM	190	284	207	272	150	147	154	204	144	235	169	228
7:30-8:30 AM	196	308	192	274	130	159	151	199	152	238	164	235
7:45-8:45 AM	192	306	182	267	133	146	156	201	153	229	163	230
8:00-9:00 AM	181	303	170	254	137	154	146	197	147	232	156	228

4:00-5:00 PM	197	286	249	257	160	157	150	194	151	216	181	222
4:15-5:15 PM	190	284	207	272	150	147	154	204	144	235	169	228
4:30-5:30 PM	196	308	192	274	130	159	151	199	152	238	164	235
4:45-5:45 PM	192	306	182	267	133	146	156	201	153	229	163	230
5:00-6:00 PM	181	303	170	254	137	154	146	197	147	232	156	228

Client: AECOM SJ
 File Number:
 Route: PALM DR
 Location: S. of ARBORETUM RD

Site Ref: 5
 Direction: SB-IN

Count Date	10/25/2021		10/26/2021		10/27/2021		10/28/2021		10/29/2021		Average	
Count Time	AM	PM	AM	PM	AM	PM	AM	PM	AM	PM	AM	PM
00:00	6	43	1	36	11	56	4	56	18	60	8	50
00:15	4	41	3	49	6	51	1	65	14	63	6	54
00:30	4	41	2	38	3	53	5	57	21	58	7	49
00:45	2	63	3	56	0	63	4	59	16	62	5	61
01:00	2	61	0	44	0	58	2	66	13	67	3	59
01:15	2	65	2	54	3	59	2	76	12	64	4	64
01:30	2	45	1	58	2	45	2	45	5	67	2	52
01:45	1	57	2	45	4	43	2	55	8	63	3	53
02:00	0	37	1	44	2	39	0	51	5	68	2	48
02:15	1	52	4	44	4	64	3	53	3	57	3	54
02:30	1	43	3	57	1	57	0	49	2	69	1	55
02:45	0	40	0	53	1	44	0	50	1	67	0	51
03:00	2	50	3	50	1	36	1	62	0	68	1	53
03:15	1	46	2	43	1	50	4	57	3	55	2	50
03:30	3	42	4	47	3	59	2	65	2	67	3	56
03:45	2	54	5	53	10	70	8	73	11	87	7	67
04:00	4	57	3	62	6	81	5	64	3	85	4	70
04:15	6	61	8	64	7	62	8	50	9	65	8	60
04:30	8	52	10	71	7	65	10	59	4	71	8	64
04:45	23	70	20	63	20	60	23	70	26	68	22	66
05:00	28	51	28	55	25	58	26	81	28	54	27	60
05:15	26	53	32	54	36	60	26	64	36	76	31	61
05:30	37	68	49	54	45	66	51	71	42	72	45	66
05:45	49	53	49	70	55	66	51	60	59	65	53	63
06:00	31	57	58	60	51	54	52	70	56	65	50	61
06:15	49	51	64	48	66	53	65	50	65	66	62	54
06:30	59	34	61	45	60	38	63	68	52	59	59	49
06:45	58	44	66	54	65	51	51	51	62	73	60	55
07:00	47	30	47	50	54	54	36	78	49	67	47	56
07:15	54	36	51	42	61	38	51	52	53	64	54	46
07:30	49	34	67	22	67	37	65	34	73	55	64	36
07:45	62	37	68	31	54	44	72	40	60	35	63	37
08:00	75	20	80	39	95	30	90	35	78	57	84	36
08:15	94	35	92	30	101	31	96	43	82	41	93	36
08:30	95	20	97	18	87	28	89	30	114	39	96	27
08:45	98	18	123	19	100	37	86	34	99	55	101	33
09:00	107	26	88	30	112	41	108	44	101	42	103	37
09:15	106	16	122	29	94	32	108	37	100	35	106	30
09:30	82	20	106	19	98	27	114	28	85	28	97	24
09:45	73	19	61	28	73	26	96	31	56	28	72	26
10:00	68	13	63	28	60	28	68	31	60	24	64	25
10:15	60	13	61	18	62	19	56	27	49	26	58	21
10:30	45	16	55	17	47	7	52	23	69	15	54	16
10:45	54	5	66	12	50	14	62	16	77	24	62	14
11:00	53	7	58	13	45	11	69	18	58	23	57	14
11:15	53	4	51	10	67	9	77	11	49	12	59	9
11:30	35	8	52	9	51	7	67	20	58	14	53	12
11:45	55	6	50	6	50	6	65	13	59	12	56	9
Totals	1776	1814	1942	1941	1923	2087	1998	2342	2005	2557	1929	2149
Day Total	3590		3883		4010		4340		4562		4078	
AM Pct	49.5%		50.0%		48.0%		46.0%		44.0%		47.3%	
Peak Hour	8:30	16:45	8:45	16:00	8:45	15:45	9:00	16:45	8:30	15:45	8:45	15:45
Peak Volume	406	242	439	260	404	278	426	286	414	308	407	261
P.H.F	0.9486	0.8643	0.8923	0.9155	0.9018	0.8580	0.9342	0.8827	0.9079	0.8851	0.9599	0.9321

AECOM

7:00-8:00 AM	212	240	233	260	236	268	224	243	235	289	228	260
7:15-8:15 AM	240	234	266	253	277	245	278	260	264	258	265	250
7:30-8:30 AM	280	226	307	243	317	243	323	274	293	269	304	251
7:45-8:45 AM	326	242	337	226	337	244	347	286	334	270	336	253
8:00-9:00 AM	362	225	392	233	383	250	361	276	373	267	374	250

4:00-5:00 PM	212	240	233	260	236	268	224	243	235	289	228	260
4:15-5:15 PM	240	234	266	253	277	245	278	260	264	258	265	250
4:30-5:30 PM	280	226	307	243	317	243	323	274	293	269	304	251
4:45-5:45 PM	326	242	337	226	337	244	347	286	334	270	336	253
5:00-6:00 PM	362	225	392	233	383	250	361	276	373	267	374	250

Client: AECOM SJ
 File Number:
 Route: PALM DR
 Location: S. of ARBORETUM RD

Site Ref: 5
 Direction: OUT

Count Date	10/25/2021		10/26/2021		10/27/2021		10/28/2021		10/29/2021		Average	
Count Time	AM	PM	AM	PM	AM	PM	AM	PM	AM	PM	AM	PM
00:00	4	35	5	31	3	33	6	44	4	53	4	39
00:15	4	21	3	36	1	32	6	38	9	50	5	35
00:30	3	33	4	28	2	35	1	33	5	44	3	35
00:45	4	33	5	33	2	39	7	40	6	53	5	40
01:00	2	47	13	49	11	50	12	41	13	56	10	49
01:15	3	37	3	43	3	42	0	45	5	58	3	45
01:30	0	48	3	39	3	42	5	58	3	43	3	46
01:45	2	37	2	43	3	30	1	43	4	53	2	41
02:00	0	40	1	38	3	35	2	50	2	52	2	43
02:15	1	46	3	31	0	54	2	40	1	58	1	46
02:30	8	60	13	68	15	61	17	76	15	60	14	65
02:45	1	37	0	37	1	44	1	45	1	51	1	43
03:00	1	46	0	52	1	53	0	58	0	63	0	54
03:15	1	62	0	70	0	67	0	59	2	67	1	65
03:30	0	66	0	70	0	64	0	62	0	51	0	63
03:45	1	62	0	45	1	64	0	69	0	48	0	58
04:00	1	59	0	62	0	62	0	62	1	67	0	62
04:15	1	49	0	66	1	67	1	54	2	76	1	62
04:30	10	64	6	67	10	54	10	64	15	53	10	60
04:45	0	63	2	63	0	79	0	66	0	61	0	66
05:00	1	85	0	88	2	76	0	85	0	91	1	85
05:15	1	88	3	95	1	84	4	91	1	91	2	90
05:30	1	62	2	72	3	78	1	80	3	90	2	76
05:45	3	73	2	79	1	67	5	85	2	93	3	79
06:00	1	82	3	61	1	73	3	65	7	108	3	78
06:15	5	68	6	68	5	62	6	83	8	80	6	72
06:30	9	58	8	69	9	65	5	80	3	89	7	72
06:45	12	57	14	38	16	73	12	58	12	72	13	60
07:00	19	52	21	57	15	74	13	61	27	79	19	65
07:15	15	52	14	55	26	56	20	76	18	63	19	60
07:30	17	52	18	59	14	64	19	53	34	46	20	55
07:45	21	28	20	43	21	45	19	47	14	46	19	42
08:00	18	29	17	36	12	29	23	53	20	39	18	37
08:15	17	26	21	30	16	39	11	33	12	36	15	33
08:30	19	23	24	32	20	23	18	58	17	35	20	34
08:45	19	18	24	29	22	22	13	35	20	29	20	27
09:00	21	16	22	33	18	17	14	43	23	22	20	26
09:15	18	19	20	35	28	31	22	54	17	48	21	37
09:30	17	17	24	30	26	25	15	37	18	37	20	29
09:45	22	6	29	25	27	28	29	34	30	21	27	23
10:00	12	11	17	24	20	13	17	39	25	25	18	22
10:15	27	12	19	22	16	10	23	22	28	10	23	15
10:30	17	13	22	14	19	9	11	20	21	12	18	14
10:45	35	2	32	6	37	14	32	13	26	13	32	10
11:00	20	14	32	14	25	13	27	14	34	14	28	14
11:15	34	7	32	11	29	14	34	16	20	16	30	13
11:30	28	5	33	12	36	12	37	16	34	22	34	13
11:45	39	5	35	6	28	4	43	10	39	10	37	7
Totals	515	1925	577	2114	553	2127	547	2408	601	2454	560	2205
Day Total	2440		2691		2680		2955		3055		2765	
AM Pct	21.1%		21.4%		20.6%		18.5%		19.7%		20.3%	
Peak Hour	11:00	17:00	11:00	17:00	10:45	16:45	11:00	17:00	11:00	17:15	11:00	17:00
Peak Volume	121	308	132	334	127	317	141	341	127	382	129	330
P.H.F	0.7756	0.8750	0.9429	0.8789	0.8581	0.9435	0.8198	0.9368	0.8141	0.8843	0.8716	0.9167

AECOM

7:00-8:00 AM	72	235	73	258	76	262	71	246	93	257	77	250
7:15-8:15 AM	71	261	69	284	73	276	81	269	86	281	76	273
7:30-8:30 AM	73	300	76	313	63	293	72	306	80	296	72	301
7:45-8:45 AM	75	298	82	318	69	317	71	322	63	333	72	317
8:00-9:00 AM	73	308	86	334	70	305	65	341	69	365	73	330

4:00-5:00 PM	72	235	73	258	76	262	71	246	93	257	77	250
4:15-5:15 PM	71	261	69	284	73	276	81	269	86	281	76	273
4:30-5:30 PM	73	300	76	313	63	293	72	306	80	296	72	301
4:45-5:45 PM	75	298	82	318	69	317	71	322	63	333	72	317
5:00-6:00 PM	73	308	86	334	70	305	65	341	69	365	73	330

Client: AECOM SJ
 File Number:
 Route: LAUSEN ST
 Location: S. of ARBORETUM RD

Site Ref: 6
 Direction: NB-OUT

Count Date	10/25/2021		10/26/2021		10/27/2021		10/28/2021		10/29/2021		Average	
Count Time	AM	PM	AM	PM	AM	PM	AM	PM	AM	PM	AM	PM
00:00	1	4	0	2	0	5	0	3	0	1	0	3
00:15	1	2	0	3	0	4	0	5	0	2	0	3
00:30	0	4	0	2	0	2	0	7	0	8	0	5
00:45	0	1	0	3	0	6	0	5	0	5	0	4
01:00	0	2	0	4	0	7	0	3	1	2	0	4
01:15	1	0	0	4	0	4	0	4	0	4	0	3
01:30	0	6	0	5	0	6	0	2	0	5	0	5
01:45	0	10	4	5	0	8	0	3	0	11	1	7
02:00	0	5	0	2	0	5	0	8	0	7	0	5
02:15	0	4	0	6	0	4	0	5	0	5	0	5
02:30	0	9	0	2	0	3	0	5	0	9	0	6
02:45	0	2	0	2	0	1	0	7	0	3	0	3
03:00	0	2	0	1	0	3	0	3	0	10	0	4
03:15	0	2	0	6	0	4	0	8	0	8	0	6
03:30	0	7	0	2	0	7	0	6	0	4	0	5
03:45	0	3	0	3	0	7	0	7	0	10	0	6
04:00	0	6	0	6	0	13	0	5	0	14	0	9
04:15	2	4	0	7	0	5	0	5	0	4	0	5
04:30	0	0	0	6	0	2	0	1	0	9	0	4
04:45	0	2	0	3	0	11	0	11	0	6	0	7
05:00	0	4	0	7	0	9	0	4	0	14	0	8
05:15	0	7	0	4	0	6	0	10	1	5	0	6
05:30	0	4	0	3	1	13	1	5	0	11	0	7
05:45	3	6	2	4	0	3	0	5	1	4	1	4
06:00	0	2	1	10	0	2	0	3	0	4	0	4
06:15	0	5	0	0	0	4	0	2	2	5	0	3
06:30	3	3	0	1	1	1	2	3	2	3	2	2
06:45	7	0	6	5	4	3	2	3	1	7	4	4
07:00	2	1	0	9	4	2	0	4	1	0	1	3
07:15	0	0	2	4	3	0	3	0	4	1	2	1
07:30	0	0	3	0	3	2	4	1	1	1	2	1
07:45	7	1	8	4	3	0	2	0	14	2	7	1
08:00	3	1	2	1	0	0	9	0	2	0	3	0
08:15	7	3	4	0	7	1	3	3	1	3	4	2
08:30	3	1	2	1	1	0	2	2	2	1	2	1
08:45	9	0	1	1	3	0	2	12	2	2	3	3
09:00	4	0	7	1	6	0	1	4	0	0	4	1
09:15	1	0	1	1	3	0	2	4	5	9	2	3
09:30	0	3	3	4	5	0	3	4	12	8	5	4
09:45	3	0	4	2	7	0	4	2	7	3	5	1
10:00	4	0	1	1	2	1	3	3	8	0	4	1
10:15	0	0	4	0	1	0	5	2	1	0	2	0
10:30	7	0	2	0	5	0	5	0	2	2	4	0
10:45	2	0	6	1	1	0	2	0	7	0	4	0
11:00	7	0	4	1	5	0	6	0	0	2	4	1
11:15	7	0	4	0	7	0	6	1	8	1	6	0
11:30	0	0	8	0	1	0	6	0	5	0	4	0
11:45	2	0	6	0	3	0	0	0	2	0	3	0
Totals	86	116	85	139	76	154	73	180	92	215	79	160
Day Total	202		224		230		253		307		239	
AM Pct	42.6%		37.9%		33.0%		28.9%		30.0%		33.1%	
Peak Hour	8:15	13:45	10:45	16:15	9:00	16:45	10:45	16:45	9:15	15:45	10:30	16:45
Peak Volume	23	28	22	23	21	39	20	30	32	37	18	28
P.H.F	0.6389	0.7000	0.6875	0.8214	0.7500	0.7500	0.8333	0.6818	0.6667	0.6607	0.7500	0.8750

AECOM

7:00-8:00 AM	9	12	13	22	13	31	9	22	20	33	12	25
7:15-8:15 AM	10	10	15	23	9	27	18	21	21	33	14	24
7:30-8:30 AM	17	13	17	20	13	28	18	26	18	34	16	25
7:45-8:45 AM	20	17	16	17	11	39	16	30	19	36	16	28
8:00-9:00 AM	22	21	9	18	11	31	16	24	7	34	12	25

4:00-5:00 PM	9	12	13	22	13	31	9	22	20	33	12	25
4:15-5:15 PM	10	10	15	23	9	27	18	21	21	33	14	24
4:30-5:30 PM	17	13	17	20	13	28	18	26	18	34	16	25
4:45-5:45 PM	20	17	16	17	11	39	16	30	19	36	16	28
5:00-6:00 PM	22	21	9	18	11	31	16	24	7	34	12	25

Client: AECOM SJ
 File Number:
 Route: GALVEZ ST
 Location: S. of ARBORETUM RD

Site Ref: 7
 Direction: SB-IN

Count Date	10/25/2021		10/26/2021		10/27/2021		10/28/2021		10/29/2021		Average	
Count Time	AM	PM	AM	PM	AM	PM	AM	PM	AM	PM	AM	PM
00:00	4	46	1	41	2	45	10	56	5	59	4	49
00:15	2	44	3	40	5	46	6	43	5	38	4	42
00:30	1	42	2	42	2	61	8	52	4	56	3	51
00:45	4	54	3	62	0	56	1	65	7	45	3	56
01:00	2	51	4	51	4	60	3	61	4	58	3	56
01:15	3	58	0	42	1	39	3	51	2	62	2	50
01:30	1	34	1	46	1	49	4	43	2	47	2	44
01:45	3	38	1	40	3	46	2	47	2	51	2	44
02:00	0	34	0	33	0	40	0	47	3	56	1	42
02:15	3	43	0	45	1	35	3	48	3	56	2	45
02:30	2	36	1	37	1	44	1	38	1	56	1	42
02:45	1	51	1	44	1	48	0	39	1	56	1	48
03:00	0	44	1	31	0	46	0	59	1	49	0	46
03:15	0	50	1	44	0	52	2	41	1	60	1	49
03:30	3	40	1	54	1	50	1	57	1	46	1	49
03:45	4	47	1	60	2	63	1	43	0	64	2	55
04:00	4	38	2	38	2	52	0	51	0	70	2	50
04:15	1	52	1	46	2	44	2	44	1	77	1	53
04:30	1	44	8	71	6	47	3	67	10	59	6	58
04:45	10	62	5	57	7	46	8	70	8	70	8	61
05:00	13	45	10	54	8	58	13	50	8	70	10	55
05:15	14	65	13	53	19	75	13	56	22	82	16	66
05:30	32	54	41	58	42	65	34	56	31	67	36	60
05:45	48	81	47	70	59	54	62	55	54	62	54	64
06:00	39	63	49	56	41	47	32	51	30	54	38	54
06:15	38	51	51	64	64	54	35	54	43	45	46	54
06:30	60	41	54	44	62	52	55	44	54	64	57	49
06:45	39	39	56	58	65	53	59	60	47	69	53	56
07:00	33	36	46	44	46	46	32	62	45	57	40	49
07:15	46	26	54	33	58	27	62	51	61	64	56	40
07:30	67	38	65	36	71	32	79	45	73	41	71	38
07:45	72	27	105	26	81	33	73	36	87	44	84	33
08:00	78	22	68	23	78	32	76	36	77	28	75	28
08:15	59	21	88	18	72	18	72	24	85	38	75	24
08:30	75	21	89	18	85	28	87	18	114	39	90	25
08:45	35	21	64	24	75	27	77	31	93	24	69	25
09:00	68	18	76	30	96	20	76	28	98	24	83	24
09:15	63	24	71	17	90	23	77	16	83	23	77	21
09:30	36	12	78	24	84	16	87	10	83	19	74	16
09:45	61	14	94	6	70	16	87	22	68	18	76	15
10:00	71	11	51	14	61	19	61	20	65	15	62	16
10:15	30	14	56	10	51	13	41	15	61	16	48	14
10:30	55	7	47	9	47	11	56	8	47	21	50	11
10:45	47	14	46	9	48	5	76	13	54	12	54	11
11:00	41	8	41	7	52	17	58	4	50	6	48	8
11:15	52	4	51	5	53	8	53	4	56	8	53	6
11:30	49	6	55	6	50	8	56	12	62	11	54	9
11:45	38	7	46	5	59	11	59	11	58	9	52	9
Totals	1408	1698	1649	1745	1728	1837	1706	1914	1770	2165	1650	1870
Day Total	3106		3394		3565		3620		3935		3520	
AM Pct	45.3%		48.6%		48.5%		47.1%		45.0%		46.9%	
Peak Hour	7:45	17:15	7:45	17:30	8:30	17:00	9:00	16:30	8:15	16:45	7:45	17:00
Peak Volume	284	263	350	248	346	252	327	243	390	289	324	245
P.H.F	0.9103	0.8117	0.8333	0.8857	0.9010	0.8400	0.9397	0.8679	0.8553	0.8811	0.9000	0.9280

AECOM

7:00-8:00 AM	218	196	270	212	256	189	246	232	266	276	251	222
7:15-8:15 AM	263	203	292	228	288	195	290	231	298	276	286	227
7:30-8:30 AM	276	216	326	235	302	226	300	243	322	281	305	240
7:45-8:45 AM	284	226	350	222	316	244	308	232	363	289	324	242
8:00-9:00 AM	247	245	309	235	310	252	312	217	369	281	309	245

4:00-5:00 PM	218	196	270	212	256	189	246	232	266	276	251	222
4:15-5:15 PM	263	203	292	228	288	195	290	231	298	276	286	227
4:30-5:30 PM	276	216	326	235	302	226	300	243	322	281	305	240
4:45-5:45 PM	284	226	350	222	316	244	308	232	363	289	324	242
5:00-6:00 PM	247	245	309	235	310	252	312	217	369	281	309	245

Client: AECOM SJ
 File Number:
 Route: GALVEZ ST
 Location: S. of ARBORETUM RD

Site Ref: 7
 Direction: NB-OUT

Count Date	10/25/2021		10/26/2021		10/27/2021		10/28/2021		10/29/2021		Average	
Count Time	AM	PM	AM	PM	AM	PM	AM	PM	AM	PM	AM	PM
00:00	16	50	3	56	5	39	5	67	12	72	8	57
00:15	14	46	1	43	5	53	10	39	9	61	8	48
00:30	8	45	3	32	2	53	3	57	5	65	4	50
00:45	4	38	1	52	2	43	4	55	7	55	4	49
01:00	3	47	2	66	4	40	2	50	8	71	4	55
01:15	4	50	5	49	2	63	4	50	5	69	4	56
01:30	7	47	5	64	2	70	6	70	8	85	6	67
01:45	1	50	4	54	4	42	9	50	3	68	4	53
02:00	1	57	1	64	5	71	3	69	8	71	4	66
02:15	3	51	4	55	3	52	7	79	6	70	5	61
02:30	4	89	8	94	8	93	6	87	9	96	7	92
02:45	0	63	4	71	3	74	1	79	4	72	2	72
03:00	1	75	1	68	0	77	0	80	0	67	0	73
03:15	0	95	1	83	3	104	3	95	0	100	1	95
03:30	2	84	1	108	1	101	1	109	1	93	1	99
03:45	0	73	3	87	1	81	1	73	0	95	1	82
04:00	4	70	1	80	2	78	3	82	3	91	3	80
04:15	1	82	4	96	2	94	3	99	1	91	2	92
04:30	3	98	2	101	2	96	1	100	3	113	2	102
04:45	2	81	4	107	2	100	2	99	9	113	4	100
05:00	4	119	4	108	2	115	0	132	6	122	3	119
05:15	2	100	0	124	2	121	1	103	1	133	1	116
05:30	4	108	4	123	9	115	4	113	1	141	4	120
05:45	3	101	6	112	3	103	4	104	6	122	4	108
06:00	5	89	4	95	8	84	9	86	9	108	7	92
06:15	3	110	8	98	6	90	5	103	4	87	5	98
06:30	8	94	10	101	7	95	15	94	8	112	10	99
06:45	15	75	17	105	15	78	8	92	14	112	14	92
07:00	8	63	7	75	18	90	9	100	22	68	13	79
07:15	15	65	14	77	21	70	21	72	20	65	18	70
07:30	22	71	25	71	22	58	22	93	31	69	24	72
07:45	19	50	32	68	40	65	22	60	25	66	28	62
08:00	22	40	19	64	26	47	36	52	26	48	26	50
08:15	40	32	15	59	22	56	17	59	28	50	24	51
08:30	24	38	29	33	44	44	20	59	37	36	31	42
08:45	28	27	27	52	44	43	31	64	48	33	36	44
09:00	21	24	35	34	35	36	27	54	36	34	31	36
09:15	29	35	28	34	39	36	17	52	45	41	32	40
09:30	19	26	26	19	31	20	31	27	36	51	29	29
09:45	21	20	23	18	33	18	31	38	41	35	30	26
10:00	38	17	29	30	30	29	37	48	35	23	34	29
10:15	17	19	23	27	25	17	25	34	40	13	26	22
10:30	22	14	23	6	31	15	30	17	58	20	33	14
10:45	24	11	33	15	31	12	36	16	39	12	33	13
11:00	29	10	30	9	38	17	42	9	44	10	37	11
11:15	33	13	39	11	46	16	32	13	50	13	40	13
11:30	39	7	42	5	53	9	53	16	52	13	48	10
11:45	53	3	61	3	44	9	56	9	66	11	56	7
Totals	645	2672	671	3006	783	2932	715	3208	929	3266	751	3013
Day Total	3317		3677		3715		3923		4195		3764	
AM Pct	19.4%		18.2%		21.1%		18.2%		22.1%		20.0%	
Peak Hour	11:00	17:00	11:00	17:00	11:00	17:00	11:00	17:00	11:00	17:00	11:00	17:00
Peak Volume	154	428	172	467	181	454	183	452	212	518	181	463
P.H.F	0.7264	0.8992	0.7049	0.9415	0.8538	0.9380	0.8170	0.8561	0.8030	0.9184	0.8080	0.9646

AECOM

7:00-8:00 AM	64	331	78	384	101	368	74	380	98	408	83	374
7:15-8:15 AM	78	380	90	412	109	405	101	430	102	439	96	413
7:30-8:30 AM	103	398	91	440	110	432	97	434	110	481	102	437
7:45-8:45 AM	105	408	95	462	132	451	95	447	116	509	109	455
8:00-9:00 AM	114	428	90	467	136	454	104	452	139	518	117	463

4:00-5:00 PM	64	331	78	384	101	368	74	380	98	408	83	374
4:15-5:15 PM	78	380	90	412	109	405	101	430	102	439	96	413
4:30-5:30 PM	103	398	91	440	110	432	97	434	110	481	102	437
4:45-5:45 PM	105	408	95	462	132	451	95	447	116	509	109	455
5:00-6:00 PM	114	428	90	467	136	454	104	452	139	518	117	463

Client: AECOM SJ
 File Number:
 Route: SERRA ST
 Location: SW. of EL CAMINO REAL

Site Ref: 8
 Direction: SB-IN

Count Date	10/25/2021		10/26/2021		10/27/2021		10/28/2021		10/29/2021		Average	
Count Time	AM	PM	AM	PM	AM	PM	AM	PM	AM	PM	AM	PM
00:00	7	41	6	42	15	37	6	48	13	47	9	43
00:15	11	40	14	45	8	40	17	50	18	49	14	45
00:30	2	30	9	40	7	53	12	59	20	47	10	46
00:45	1	52	7	51	7	34	11	47	13	51	8	47
01:00	2	47	7	46	6	51	7	47	9	41	6	46
01:15	5	42	8	40	6	52	9	60	15	50	9	49
01:30	2	33	4	29	5	52	6	37	5	49	4	40
01:45	2	35	3	47	6	38	7	39	5	50	5	42
02:00	1	20	3	33	2	28	4	48	6	41	3	34
02:15	2	39	4	38	0	44	4	52	5	48	3	44
02:30	1	39	2	35	0	38	4	44	3	52	2	42
02:45	1	29	0	48	1	42	1	55	0	61	1	47
03:00	4	43	3	39	1	34	2	36	5	51	3	41
03:15	4	27	1	40	1	40	2	47	3	51	2	41
03:30	3	36	0	47	1	31	2	41	3	46	2	40
03:45	11	36	2	46	1	37	1	48	2	55	3	44
04:00	4	49	3	42	1	44	2	54	3	63	3	50
04:15	7	38	6	58	6	44	3	56	5	54	5	50
04:30	17	53	7	42	7	58	8	47	13	62	10	52
04:45	27	48	6	48	7	58	6	54	5	52	10	52
05:00	20	41	7	58	6	46	4	65	10	50	9	52
05:15	12	53	10	56	15	49	18	45	9	58	13	52
05:30	25	31	20	55	19	59	18	62	16	57	20	53
05:45	23	46	29	51	31	47	42	61	36	56	32	52
06:00	21	40	20	61	19	48	17	48	21	71	20	54
06:15	22	51	26	62	25	51	25	70	25	61	25	59
06:30	37	37	37	53	27	62	25	83	30	62	31	59
06:45	61	47	33	51	25	55	17	65	28	64	33	56
07:00	30	39	26	38	25	55	22	46	20	71	25	50
07:15	32	52	36	39	34	57	34	57	20	64	31	54
07:30	44	42	37	44	41	42	29	52	39	56	38	47
07:45	42	35	67	45	52	44	53	55	71	57	57	47
08:00	38	39	45	37	46	36	33	42	53	64	43	44
08:15	53	37	50	48	64	49	59	49	63	46	58	46
08:30	58	25	68	40	56	38	58	43	57	61	59	41
08:45	53	32	61	57	48	38	61	29	55	55	56	42
09:00	37	37	64	37	64	34	61	47	55	82	56	47
09:15	46	25	58	37	53	53	56	41	58	36	54	38
09:30	42	40	47	32	57	28	63	43	64	46	55	38
09:45	54	25	57	44	54	31	69	37	63	42	59	36
10:00	55	23	39	25	41	22	35	36	48	55	44	32
10:15	57	18	44	27	53	31	40	41	47	36	48	31
10:30	52	15	39	20	42	20	33	30	42	32	42	23
10:45	42	22	43	19	46	23	48	29	47	20	45	23
11:00	28	22	40	27	39	27	40	20	50	34	39	26
11:15	33	14	47	17	41	13	40	24	58	28	44	19
11:30	40	12	45	14	39	25	41	15	38	21	41	17
11:45	44	11	48	15	50	8	53	26	57	19	50	16
Totals	1215	1688	1238	1965	1200	1946	1208	2230	1331	2424	1239	2049
Day Total	2903		3203		3146		3438		3755		3288	
AM Pct	41.9%		38.7%		38.1%		35.1%		35.4%		37.7%	
Peak Hour	9:45	16:30	8:30	17:30	8:15	18:30	9:00	18:00	7:45	18:30	8:15	18:00
Peak Volume	218	195	251	229	232	229	249	266	244	261	229	228
P.H.F	0.9561	0.9198	0.9228	0.9234	0.9063	0.9234	0.9022	0.8012	0.8592	0.9190	0.9703	0.9661

AECOM

7:00-8:00 AM	148	188	166	190	152	204	138	211	150	231	151	204
7:15-8:15 AM	156	180	185	206	173	206	149	222	183	218	169	206
7:30-8:30 AM	177	195	199	204	203	211	174	211	226	222	196	208
7:45-8:45 AM	191	173	230	217	218	212	203	226	244	217	217	209
8:00-9:00 AM	202	171	224	220	214	201	211	233	228	221	216	209

4:00-5:00 PM	148	188	166	190	152	204	138	211	150	231	151	204
4:15-5:15 PM	156	180	185	206	173	206	149	222	183	218	169	206
4:30-5:30 PM	177	195	199	204	203	211	174	211	226	222	196	208
4:45-5:45 PM	191	173	230	217	218	212	203	226	244	217	217	209
5:00-6:00 PM	202	171	224	220	214	201	211	233	228	221	216	209

Client: AECOM SJ
 File Number:
 Route: SERRA ST
 Location: SW. of EL CAMINO REAL

Site Ref: 8
 Direction: NB-OUT

Count Date	10/25/2021		10/26/2021		10/27/2021		10/28/2021		10/29/2021		Average	
Count Time	AM	PM	AM	PM	AM	PM	AM	PM	AM	PM	AM	PM
00:00	9	49	8	57	7	51	15	57	23	62	12	55
00:15	9	43	13	47	12	46	13	53	17	60	13	50
00:30	5	48	9	47	9	61	18	55	20	64	12	55
00:45	2	61	9	55	6	49	12	47	19	66	10	56
01:00	1	55	10	53	10	49	8	48	11	71	8	55
01:15	2	46	5	62	4	46	3	67	17	73	6	59
01:30	3	51	6	54	2	57	11	63	13	60	7	57
01:45	6	62	2	35	7	57	6	47	6	71	5	54
02:00	1	52	3	50	3	44	4	64	7	69	4	56
02:15	2	50	7	60	7	57	12	71	8	77	7	63
02:30	2	57	4	67	3	66	3	77	4	96	3	73
02:45	3	64	0	69	3	66	3	59	4	80	3	68
03:00	3	60	2	81	1	60	2	82	2	73	2	71
03:15	2	56	3	74	1	68	1	73	3	75	2	69
03:30	2	70	0	67	1	78	1	77	3	90	1	76
03:45	3	57	3	56	1	76	1	77	2	71	2	67
04:00	6	76	2	78	2	60	4	73	1	98	3	77
04:15	7	74	3	79	2	81	2	80	3	91	3	81
04:30	10	72	0	94	5	96	3	104	3	107	4	95
04:45	8	77	3	69	7	96	3	83	2	101	5	85
05:00	8	87	1	93	3	93	1	111	3	115	3	100
05:15	12	73	4	103	8	97	8	87	7	110	8	94
05:30	10	67	7	100	5	95	11	103	12	102	9	93
05:45	17	92	7	84	9	78	11	97	10	105	11	91
06:00	15	75	9	103	8	84	7	99	9	92	10	91
06:15	14	92	12	87	13	101	12	108	13	118	13	101
06:30	30	91	17	101	18	100	16	125	22	94	21	102
06:45	26	71	13	88	13	97	8	102	10	108	14	93
07:00	42	63	12	61	20	75	11	91	20	89	21	76
07:15	33	73	18	83	15	95	13	89	18	100	19	88
07:30	44	73	32	86	29	83	30	66	32	88	33	79
07:45	36	55	37	60	41	59	31	73	34	84	36	66
08:00	48	55	39	52	42	81	30	75	35	81	39	69
08:15	38	45	36	57	36	53	31	76	33	64	35	59
08:30	29	48	47	61	40	68	38	59	39	54	39	58
08:45	45	43	47	49	38	50	37	60	45	57	42	52
09:00	36	55	39	61	43	71	41	60	52	56	42	61
09:15	38	43	45	55	29	47	35	49	45	40	38	47
09:30	41	38	33	43	39	32	41	45	39	64	39	44
09:45	32	28	42	32	34	36	43	50	61	74	42	44
10:00	34	32	29	48	44	39	47	41	52	31	41	38
10:15	39	23	31	41	34	28	40	36	40	42	37	34
10:30	35	21	43	25	45	33	50	52	49	31	44	32
10:45	34	21	33	27	33	24	41	20	52	33	39	25
11:00	26	23	46	21	44	17	44	35	46	33	41	26
11:15	43	13	44	16	50	20	53	20	50	33	48	20
11:30	41	9	40	19	41	16	47	18	38	29	41	18
11:45	37	23	48	22	57	20	56	24	51	26	50	23
Totals	969	2612	903	2932	924	2956	958	3228	1085	3508	967	3046
Day Total	3581		3835		3880		4186		4593		4013	
AM Pct	27.1%		23.5%		23.8%		22.9%		23.6%		24.1%	
Peak Hour	7:30	17:45	8:30	17:15	11:00	16:30	11:00	18:00	9:45	16:30	11:00	18:00
Peak Volume	166	350	178	390	192	382	200	434	202	433	180	387
P.H.F	0.8646	0.9511	0.9468	0.9466	0.8421	0.9845	0.8929	0.8680	0.8279	0.9413	0.9000	0.9485

AECOM

7:00-8:00 AM	155	299	99	320	105	333	85	340	104	397	109	338
7:15-8:15 AM	161	310	126	335	127	366	104	378	119	414	127	361
7:30-8:30 AM	166	309	144	359	148	382	122	385	134	433	143	374
7:45-8:45 AM	151	304	159	365	159	381	130	384	141	428	149	372
8:00-9:00 AM	160	319	169	380	156	363	136	398	152	432	155	378

4:00-5:00 PM	155	299	99	320	105	333	85	340	104	397	109	338
4:15-5:15 PM	161	310	126	335	127	366	104	378	119	414	127	361
4:30-5:30 PM	166	309	144	359	148	382	122	385	134	433	143	374
4:45-5:45 PM	151	304	159	365	159	381	130	384	141	428	149	372
5:00-6:00 PM	160	319	169	380	156	363	136	398	152	432	155	378

Client: AECOM SJ
 File Number:
 Route: YALE ST
 Location: W. of STANFORD AVE

Site Ref: 9
 Direction: WB-IN

Count Date	10/25/2021		10/26/2021		10/27/2021		10/28/2021		10/29/2021		Average	
Count Time	AM	PM	AM	PM	AM	PM	AM	PM	AM	PM	AM	PM
00:00	3	6	0	8	1	5	1	14	2	2	1	7
00:15	1	10	0	4	2	6	1	18	3	14	1	10
00:30	1	8	1	7	0	8	0	11	1	5	1	8
00:45	2	15	0	7	0	6	0	10	1	9	1	9
01:00	0	10	0	10	2	10	0	8	0	6	0	9
01:15	0	7	0	6	0	7	1	10	0	13	0	9
01:30	0	8	0	9	0	12	4	4	1	7	1	8
01:45	0	9	0	8	0	13	0	7	0	3	0	8
02:00	1	5	0	7	0	10	0	9	0	20	0	10
02:15	0	8	0	11	0	12	0	10	0	14	0	11
02:30	0	11	0	13	0	5	0	7	0	9	0	9
02:45	0	10	0	5	0	13	0	12	0	10	0	10
03:00	0	5	0	7	0	4	0	9	0	12	0	7
03:15	0	13	0	7	0	9	1	12	0	19	0	12
03:30	1	9	0	13	0	9	0	8	0	10	0	10
03:45	0	6	0	10	0	9	0	4	1	12	0	8
04:00	0	9	0	7	0	19	0	9	0	10	0	11
04:15	0	10	0	12	0	8	0	13	0	14	0	11
04:30	0	11	0	17	0	13	0	11	0	16	0	14
04:45	0	10	0	11	0	4	0	13	0	14	0	10
05:00	1	9	1	10	1	11	0	12	0	16	1	12
05:15	0	5	0	12	0	14	0	9	0	19	0	12
05:30	1	11	1	12	2	7	1	15	1	13	1	12
05:45	0	11	0	15	0	10	0	9	0	15	0	12
06:00	0	12	1	14	2	12	1	18	2	15	1	14
06:15	1	8	2	17	1	14	0	11	0	15	1	13
06:30	0	14	1	13	3	10	2	16	4	7	2	12
06:45	4	10	5	13	6	15	4	13	5	13	5	13
07:00	5	9	3	16	7	7	4	13	8	10	5	11
07:15	7	15	7	13	7	12	6	11	5	18	6	14
07:30	9	8	6	12	8	16	11	14	10	13	9	13
07:45	7	7	7	14	8	8	9	18	7	16	8	13
08:00	21	11	13	7	6	12	10	16	11	17	12	13
08:15	10	11	11	6	11	13	10	8	11	10	11	10
08:30	10	9	12	8	11	4	15	11	16	5	13	7
08:45	18	3	12	1	17	4	14	12	16	9	15	6
09:00	4	6	8	3	7	8	7	11	14	6	8	7
09:15	11	7	5	6	9	7	11	5	10	9	9	7
09:30	4	11	4	5	6	3	8	6	6	9	6	7
09:45	8	3	8	9	6	4	8	7	7	2	7	5
10:00	4	3	9	1	6	7	4	3	8	7	6	4
10:15	1	2	4	3	3	4	3	4	7	5	4	4
10:30	3	4	9	3	5	1	8	2	4	3	6	3
10:45	1	3	9	3	5	3	5	3	10	4	6	3
11:00	9	5	9	2	4	4	12	2	10	4	9	3
11:15	3	1	7	3	6	1	4	4	6	3	5	2
11:30	4	2	5	1	13	0	10	3	4	3	7	2
11:45	6	2	6	1	11	1	8	2	11	4	8	2
Totals	161	382	166	402	176	394	183	457	202	489	176	427
Day Total	543		568		570		640		691		603	
AM Pct	29.7%		29.2%		30.9%		28.6%		29.2%		29.2%	
Peak Hour	8:00	18:30	8:00	17:45	8:15	18:00	8:00	19:15	8:15	16:30	8:00	19:15
Peak Volume	59	48	48	59	46	51	49	59	57	65	51	53
P.H.F	0.7024	0.8000	0.9231	0.8676	0.6765	0.8500	0.8167	0.8194	0.8906	0.8553	0.8500	0.9464

AECOM

7:00-8:00 AM	28	40	23	47	30	44	30	46	30	54	28	46
7:15-8:15 AM	44	40	33	50	29	36	36	49	33	60	35	47
7:30-8:30 AM	47	35	37	50	33	42	40	45	39	65	40	48
7:45-8:45 AM	48	35	43	45	36	36	44	49	45	62	44	46
8:00-9:00 AM	59	36	48	49	45	42	49	45	54	63	51	48

4:00-5:00 PM	28	40	23	47	30	44	30	46	30	54	28	46
4:15-5:15 PM	44	40	33	50	29	36	36	49	33	60	35	47
4:30-5:30 PM	47	35	37	50	33	42	40	45	39	65	40	48
4:45-5:45 PM	48	35	43	45	36	36	44	49	45	62	44	46
5:00-6:00 PM	59	36	48	49	45	42	49	45	54	63	51	48

Client: AECOM SJ
 File Number:
 Route: YALE ST
 Location: W. of STANFORD AVE

Site Ref: 9
 Direction: EB-OUT

Count Date	10/25/2021		10/26/2021		10/27/2021		10/28/2021		10/29/2021		Average	
Count Time	AM	PM	AM	PM	AM	PM	AM	PM	AM	PM	AM	PM
00:00	0	4	1	5	0	4	0	10	1	9	0	6
00:15	0	5	0	8	0	7	0	6	0	3	0	6
00:30	3	5	1	6	0	9	1	8	3	15	2	9
00:45	1	8	0	7	0	6	0	8	1	6	0	7
01:00	0	9	0	9	0	9	0	2	2	8	0	7
01:15	1	8	0	7	1	6	0	9	0	6	0	7
01:30	0	2	0	5	1	4	0	4	2	10	1	5
01:45	0	5	0	5	0	9	0	3	0	5	0	5
02:00	0	6	0	6	0	9	0	5	0	11	0	7
02:15	0	13	0	8	0	6	1	14	0	7	0	10
02:30	0	5	0	10	0	8	0	2	0	9	0	7
02:45	0	6	0	7	1	6	0	8	0	8	0	7
03:00	0	7	0	2	1	9	0	6	0	16	0	8
03:15	0	3	0	10	0	7	0	6	0	11	0	7
03:30	0	13	0	4	0	8	2	6	0	7	0	8
03:45	0	4	0	10	0	6	0	3	0	11	0	7
04:00	0	8	0	15	0	10	0	10	1	9	0	10
04:15	0	9	0	9	0	10	0	5	1	10	0	9
04:30	0	8	1	7	0	6	0	17	1	19	0	11
04:45	0	12	0	9	0	7	0	10	0	17	0	11
05:00	0	12	0	9	0	4	1	15	0	15	0	11
05:15	0	8	0	17	0	13	0	9	0	13	0	12
05:30	1	8	1	15	0	11	1	19	0	11	1	13
05:45	1	10	1	22	3	12	1	10	2	13	2	13
06:00	4	12	0	6	3	16	0	12	1	14	2	12
06:15	1	13	1	9	2	11	1	13	1	9	1	11
06:30	1	10	2	10	1	19	2	12	2	12	2	13
06:45	2	5	2	12	1	7	3	5	2	10	2	8
07:00	0	6	2	4	2	9	3	8	1	11	2	8
07:15	4	5	3	9	4	11	5	13	4	11	4	10
07:30	5	11	8	8	7	5	10	5	7	8	7	7
07:45	15	9	8	5	12	7	5	7	14	6	11	7
08:00	20	6	8	3	8	8	10	7	8	7	11	6
08:15	15	7	16	5	11	2	8	13	12	7	12	7
08:30	4	7	11	2	7	2	7	11	8	6	7	6
08:45	4	3	4	0	6	2	11	6	8	5	7	3
09:00	4	4	4	0	9	2	6	5	13	2	7	3
09:15	9	3	2	2	6	3	9	7	10	7	7	4
09:30	10	0	5	0	7	2	11	1	7	3	8	1
09:45	6	2	10	0	4	1	5	4	4	3	6	2
10:00	4	0	6	1	7	3	8	5	8	3	7	2
10:15	2	3	4	0	4	4	6	4	9	2	5	3
10:30	6	0	1	0	5	5	3	4	6	2	4	2
10:45	5	3	8	5	7	2	6	3	6	5	6	4
11:00	7	0	3	1	3	2	5	1	8	2	5	1
11:15	10	2	10	0	12	1	11	2	7	1	10	1
11:30	8	0	5	3	4	0	4	1	7	3	6	1
11:45	3	0	10	0	7	0	3	2	3	0	5	0
Totals	156	289	138	297	146	310	149	346	170	388	150	325
Day Total	445		435		456		495		558		475	
AM Pct	35.1%		31.7%		32.0%		30.1%		30.5%		31.6%	
Peak Hour	7:30	17:45	7:45	17:00	7:30	17:45	8:45	17:30	7:45	16:30	7:30	17:15
Peak Volume	55	45	43	63	38	58	37	54	42	64	41	50
P.H.F	0.6875	0.8654	0.6719	0.7159	0.7917	0.7632	0.8409	0.7105	0.7500	0.8421	0.8542	0.9615

AECOM

7:00-8:00 AM	24	37	21	40	25	33	23	42	26	55	24	41
7:15-8:15 AM	44	41	27	34	31	27	30	47	33	61	33	42
7:30-8:30 AM	55	40	40	42	38	30	33	51	41	64	41	45
7:45-8:45 AM	54	40	43	50	38	35	30	53	42	56	41	47
8:00-9:00 AM	43	38	39	63	32	40	36	53	36	52	37	49

4:00-5:00 PM	24	37	21	40	25	33	23	42	26	55	24	41
4:15-5:15 PM	44	41	27	34	31	27	30	47	33	61	33	42
4:30-5:30 PM	55	40	40	42	38	30	33	51	41	64	41	45
4:45-5:45 PM	54	40	43	50	38	35	30	53	42	56	41	47
5:00-6:00 PM	43	38	39	63	32	40	36	53	36	52	37	49

Client: AECOM SJ
 File Number:
 Route: WELLESLEY ST
 Location: W. of STANFORD AVE

Site Ref: 10
 Direction: WB-IN

Count Date	10/25/2021		10/26/2021		10/27/2021		10/28/2021		10/29/2021		Average	
Count Time	AM	PM	AM	PM	AM	PM	AM	PM	AM	PM	AM	PM
00:00	1	4	0	3	1	6	2	3	3	4	1	4
00:15	2	6	1	4	2	6	3	5	2	7	2	6
00:30	3	3	3	4	0	3	1	3	1	2	2	3
00:45	2	6	0	3	0	8	0	6	2	14	1	7
01:00	1	9	1	5	1	7	1	8	1	7	1	7
01:15	1	7	0	7	0	7	0	5	1	16	0	8
01:30	0	3	0	5	1	5	0	6	2	8	1	5
01:45	0	6	0	6	0	6	0	6	0	7	0	6
02:00	0	4	0	2	0	4	0	4	0	6	0	4
02:15	2	2	0	1	0	5	0	8	0	7	0	5
02:30	0	9	0	6	0	4	0	8	0	6	0	7
02:45	0	2	0	4	1	5	0	4	0	1	0	3
03:00	0	6	0	2	0	5	0	3	1	8	0	5
03:15	0	6	0	4	0	2	0	10	0	3	0	5
03:30	0	4	0	4	0	5	0	4	0	6	0	5
03:45	0	8	0	4	0	8	0	2	0	5	0	5
04:00	1	7	0	10	0	1	0	10	0	7	0	7
04:15	0	9	0	5	0	8	0	4	0	2	0	6
04:30	0	9	0	8	0	10	0	5	0	7	0	8
04:45	0	8	0	5	0	2	0	5	0	7	0	5
05:00	0	8	0	6	0	8	1	9	1	8	0	8
05:15	0	4	0	10	0	7	0	8	1	5	0	7
05:30	0	7	0	7	0	6	0	8	0	7	0	7
05:45	1	12	0	8	0	12	1	4	0	8	0	9
06:00	0	6	2	9	0	8	1	13	0	12	1	10
06:15	4	12	1	11	1	9	1	7	2	8	2	9
06:30	2	10	1	12	3	15	1	11	1	12	2	12
06:45	0	7	1	5	1	8	1	9	0	13	1	8
07:00	0	11	0	12	0	8	1	9	1	14	0	11
07:15	1	7	0	7	2	8	0	11	0	8	1	8
07:30	1	16	1	7	0	7	3	4	1	9	1	9
07:45	1	11	3	15	4	10	2	10	8	9	4	11
08:00	3	8	5	7	3	8	6	8	4	11	4	8
08:15	2	8	3	7	5	9	3	6	3	10	3	8
08:30	4	6	2	5	4	6	3	8	5	6	4	6
08:45	3	4	6	6	3	5	4	4	7	10	5	6
09:00	5	3	1	3	1	7	5	4	6	10	4	5
09:15	4	6	0	11	9	3	2	4	2	11	3	7
09:30	7	9	2	4	9	5	1	4	3	5	4	5
09:45	4	2	4	2	2	3	7	1	4	4	4	2
10:00	2	0	6	4	3	5	6	3	4	13	4	5
10:15	5	5	4	1	3	6	5	5	5	5	4	4
10:30	4	3	5	5	2	0	2	1	5	12	4	4
10:45	4	1	2	2	1	8	6	6	4	3	3	4
11:00	3	4	3	5	4	3	5	6	1	6	3	5
11:15	2	2	7	4	7	1	6	4	7	2	6	3
11:30	3	3	1	1	4	1	2	2	6	4	3	2
11:45	5	1	3	0	5	2	4	3	3	4	4	2
Totals	83	294	68	268	82	285	86	281	97	359	82	296
Day Total	377		336		367		367		456		378	
AM Pct	22.0%		20.2%		22.3%		23.4%		21.3%		21.7%	
Peak Hour	9:00	19:00	9:45	19:00	9:15	17:45	9:45	18:00	8:15	18:15	8:00	17:45
Peak Volume	20	45	19	41	23	44	20	40	21	47	16	40
P.H.F	0.7143	0.7031	0.7917	0.6833	0.6389	0.7333	0.7143	0.7692	0.7500	0.8393	0.8000	0.8333

AECOM

7:00-8:00 AM	3	33	4	28	6	21	6	24	10	23	6	26
7:15-8:15 AM	6	34	9	24	9	28	11	23	13	24	10	27
7:30-8:30 AM	7	29	12	29	12	27	14	27	16	27	12	28
7:45-8:45 AM	10	27	13	28	16	23	14	30	20	27	15	27
8:00-9:00 AM	12	31	16	31	15	33	16	29	19	28	16	31

4:00-5:00 PM	3	33	4	28	6	21	6	24	10	23	6	26
4:15-5:15 PM	6	34	9	24	9	28	11	23	13	24	10	27
4:30-5:30 PM	7	29	12	29	12	27	14	27	16	27	12	28
4:45-5:45 PM	10	27	13	28	16	23	14	30	20	27	15	27
5:00-6:00 PM	12	31	16	31	15	33	16	29	19	28	16	31

Client: AECOM SJ
 File Number:
 Route: WELLESLEY ST
 Location: W. of STANFORD AVE

Site Ref: 10
 Direction: EB-OUT

Count Date	10/25/2021		10/26/2021		10/27/2021		10/28/2021		10/29/2021		Average	
Count Time	AM	PM	AM	PM	AM	PM	AM	PM	AM	PM	AM	PM
00:00	1	7	0	7	0	11	0	1	1	8	0	7
00:15	1	5	0	6	2	3	1	3	1	6	1	5
00:30	1	2	0	5	1	4	1	5	0	3	1	4
00:45	2	4	0	4	0	2	0	5	0	7	0	4
01:00	0	5	1	4	1	6	0	7	0	10	0	6
01:15	0	6	0	1	1	7	0	4	0	10	0	6
01:30	0	2	0	2	0	7	0	7	1	5	0	5
01:45	0	2	0	3	0	2	0	6	1	5	0	4
02:00	0	6	0	2	0	3	0	4	0	6	0	4
02:15	1	8	0	3	1	1	0	2	0	1	0	3
02:30	0	4	0	4	0	3	0	4	0	5	0	4
02:45	0	5	1	11	0	6	0	5	0	12	0	8
03:00	0	5	0	6	0	6	0	3	1	6	0	5
03:15	0	6	0	10	0	7	0	7	0	8	0	8
03:30	0	10	0	5	0	1	0	6	0	3	0	5
03:45	0	6	0	4	0	2	0	7	0	2	0	4
04:00	1	6	0	7	0	7	0	6	0	9	0	7
04:15	0	7	0	8	0	12	0	10	0	8	0	9
04:30	0	6	0	8	0	3	0	8	0	5	0	6
04:45	1	5	0	8	0	5	0	4	0	8	0	6
05:00	2	16	2	13	2	9	3	6	4	10	3	11
05:15	0	3	0	11	0	15	0	13	0	5	0	9
05:30	0	10	0	6	0	3	0	17	0	12	0	10
05:45	0	10	1	7	1	5	2	3	1	12	1	7
06:00	1	6	0	7	1	7	0	8	1	9	1	7
06:15	1	10	0	9	2	16	2	15	1	11	1	12
06:30	3	8	5	16	2	6	2	17	2	19	3	13
06:45	1	10	1	8	1	8	3	19	3	12	2	11
07:00	1	12	0	5	1	14	1	13	2	9	1	11
07:15	4	4	1	7	4	10	4	5	3	8	3	7
07:30	3	8	1	5	5	11	3	4	4	12	3	8
07:45	4	2	10	9	5	8	9	4	10	13	8	7
08:00	7	8	2	6	5	6	5	6	5	8	5	7
08:15	2	2	8	5	6	7	6	7	2	13	5	7
08:30	4	6	4	6	6	7	1	7	7	7	4	7
08:45	9	1	5	2	7	4	9	4	5	7	7	4
09:00	5	0	5	4	1	5	3	5	14	3	6	3
09:15	6	5	3	2	5	4	4	2	7	4	5	3
09:30	3	4	3	3	1	1	6	4	5	5	4	3
09:45	3	4	2	2	8	1	3	0	4	3	4	2
10:00	7	0	4	7	5	3	5	4	7	2	6	3
10:15	2	3	9	2	1	3	3	3	3	5	4	3
10:30	4	3	4	1	6	1	4	1	5	3	5	2
10:45	2	0	2	4	0	1	5	2	6	4	3	2
11:00	3	1	2	2	5	4	7	2	10	3	5	2
11:15	3	1	3	1	4	0	6	0	3	1	4	1
11:30	5	2	3	1	6	1	5	4	4	0	5	2
11:45	4	2	5	2	4	0	4	0	7	6	5	2
Totals	97	248	87	261	100	258	107	279	130	333	105	276
Day Total	345		348		358		386		463		381	
AM Pct	28.1%		25.0%		27.9%		27.7%		28.1%		27.6%	
Peak Hour	8:30	18:15	7:45	16:30	8:00	18:15	7:30	18:15	8:30	17:45	7:45	18:15
Peak Volume	24	40	24	40	24	44	23	64	33	51	22	47
P.H.F	0.6667	0.8333	0.6000	0.7692	0.8571	0.6875	0.6389	0.8421	0.5893	0.6711	0.6875	0.9038

AECOM

7:00-8:00 AM	12	24	12	31	15	27	17	28	19	30	15	28
7:15-8:15 AM	18	34	14	37	19	29	21	28	22	31	19	32
7:30-8:30 AM	16	30	21	40	21	32	23	31	21	28	21	32
7:45-8:45 AM	17	34	24	38	22	32	21	40	24	35	22	36
8:00-9:00 AM	22	39	19	37	24	32	21	39	19	39	21	37

4:00-5:00 PM	12	24	12	31	15	27	17	28	19	30	15	28
4:15-5:15 PM	18	34	14	37	19	29	21	28	22	31	19	32
4:30-5:30 PM	16	30	21	40	21	32	23	31	21	28	21	32
4:45-5:45 PM	17	34	24	38	22	32	21	40	24	35	22	36
5:00-6:00 PM	22	39	19	37	24	32	21	39	19	39	21	37

Client: AECOM SJ
 File Number:
 Route: OBERLIN ST
 Location: W. of STANFORD AVE

Site Ref: 11
 Direction: WB-IN

Count Date	10/25/2021		10/26/2021		10/27/2021		10/28/2021		10/29/2021		Average	
Count Time	AM	PM	AM	PM	AM	PM	AM	PM	AM	PM	AM	PM
00:00	1	4	0	4	0	3	0	2	1	4	0	3
00:15	1	2	0	4	0	2	0	1	1	2	0	2
00:30	0	2	2	3	0	2	0	1	0	2	0	2
00:45	0	1	0	2	0	4	0	1	0	4	0	2
01:00	0	0	2	2	0	5	1	5	0	0	1	2
01:15	1	2	0	1	0	8	0	3	0	4	0	4
01:30	0	2	0	9	0	3	0	3	0	2	0	4
01:45	0	2	0	1	0	2	0	2	2	0	0	1
02:00	0	2	0	3	0	2	0	1	0	3	0	2
02:15	0	11	0	4	0	3	0	6	0	7	0	6
02:30	0	5	0	8	0	3	0	4	0	7	0	5
02:45	0	2	0	6	0	2	0	5	0	4	0	4
03:00	0	1	0	3	0	1	0	2	0	7	0	3
03:15	0	2	0	3	0	0	0	4	0	3	0	2
03:30	0	3	0	1	0	2	0	3	0	2	0	2
03:45	0	0	0	2	1	3	0	1	0	5	0	2
04:00	0	5	0	2	0	2	0	0	0	5	0	3
04:15	0	2	0	0	0	4	1	2	0	4	0	2
04:30	0	3	0	5	0	3	0	3	0	1	0	3
04:45	0	2	0	5	0	2	1	2	0	2	0	3
05:00	0	1	1	5	0	5	0	2	0	5	0	4
05:15	0	2	0	2	0	2	0	3	0	3	0	2
05:30	0	3	1	2	0	2	1	1	0	8	0	3
05:45	0	3	3	6	4	5	4	6	3	4	3	5
06:00	3	6	1	2	0	11	3	7	1	1	2	5
06:15	2	8	1	7	2	4	1	4	2	4	2	5
06:30	1	1	0	1	0	3	0	5	0	6	0	3
06:45	1	1	0	2	2	5	0	3	0	4	1	3
07:00	1	2	0	4	0	2	0	5	0	4	0	3
07:15	2	1	5	1	5	8	5	5	2	0	4	3
07:30	3	4	3	1	3	5	4	2	3	5	3	3
07:45	17	5	19	3	16	3	15	4	17	4	17	4
08:00	42	1	29	2	31	3	36	3	29	3	33	2
08:15	6	3	6	1	5	1	6	1	3	2	5	2
08:30	6	1	2	0	5	3	4	2	4	0	4	1
08:45	2	5	3	2	3	8	1	2	6	3	3	4
09:00	3	1	2	2	2	4	2	2	2	2	2	2
09:15	2	1	2	3	1	1	1	2	6	3	2	2
09:30	4	1	4	0	2	2	4	1	2	1	3	1
09:45	2	0	2	1	2	2	3	7	1	4	2	3
10:00	1	1	1	4	2	1	0	4	3	2	1	2
10:15	0	0	0	1	1	2	1	2	1	1	1	1
10:30	0	0	0	0	4	1	1	2	0	0	1	1
10:45	1	2	4	1	2	0	3	3	0	1	2	1
11:00	3	1	2	1	1	1	3	2	3	3	2	2
11:15	0	2	2	1	1	1	3	1	4	1	2	1
11:30	2	0	2	2	2	0	3	2	2	1	2	1
11:45	4	0	4	2	1	0	0	0	2	2	2	1
Totals	111	109	103	127	98	141	107	134	100	145	100	127
Day Total	220		230		239		241		245		227	
AM Pct	50.5%		44.8%		41.0%		44.4%		40.8%		44.1%	
Peak Hour	7:45	13:45	7:30	14:00	7:45	17:45	7:30	17:45	7:45	14:15	7:45	14:15
Peak Volume	71	20	57	21	57	23	61	22	53	25	59	18
P.H.F	0.4226	0.4545	0.4914	0.6563	0.4597	0.5227	0.4236	0.7857	0.4569	0.8929	0.4470	0.7500

AECOM

7:00-8:00 AM	23	12	27	12	24	11	24	7	22	12	24	11
7:15-8:15 AM	64	8	56	15	55	14	60	9	51	12	57	12
7:30-8:30 AM	68	8	57	17	55	12	61	10	52	11	58	12
7:45-8:45 AM	71	8	56	14	57	11	61	8	53	18	59	12
8:00-9:00 AM	56	9	40	15	44	14	47	12	42	20	45	14

4:00-5:00 PM	23	12	27	12	24	11	24	7	22	12	24	11
4:15-5:15 PM	64	8	56	15	55	14	60	9	51	12	57	12
4:30-5:30 PM	68	8	57	17	55	12	61	10	52	11	58	12
4:45-5:45 PM	71	8	56	14	57	11	61	8	53	18	59	12
5:00-6:00 PM	56	9	40	15	44	14	47	12	42	20	45	14

Client: AECOM SJ
 File Number:
 Route: OBERLIN ST
 Location: W. of STANFORD AVE

Site Ref: 11
 Direction: EB-OUT

Count Date	10/25/2021		10/26/2021		10/27/2021		10/28/2021		10/29/2021		Average	
Count Time	AM	PM	AM	PM	AM	PM	AM	PM	AM	PM	AM	PM
00:00	1	2	0	6	0	2	1	2	2	4	1	3
00:15	2	4	0	5	0	3	0	3	0	5	0	4
00:30	0	3	0	2	0	3	1	3	0	6	0	3
00:45	0	2	0	3	0	5	0	0	0	4	0	3
01:00	1	5	0	3	0	4	1	6	0	4	0	4
01:15	0	1	1	2	0	3	0	3	0	5	0	3
01:30	0	3	0	4	0	11	0	3	0	6	0	5
01:45	0	0	0	1	0	4	1	4	1	3	0	2
02:00	0	2	0	2	0	2	0	2	1	3	0	2
02:15	0	4	0	6	0	6	0	7	0	6	0	6
02:30	0	10	0	6	0	3	0	5	0	1	0	5
02:45	0	8	0	5	0	2	0	9	0	6	0	6
03:00	0	5	0	1	0	5	0	3	0	6	0	4
03:15	0	3	0	4	0	6	0	7	0	3	0	5
03:30	0	6	0	2	0	2	0	2	0	3	0	3
03:45	0	5	0	4	0	4	0	4	0	2	0	4
04:00	0	5	0	3	0	2	0	5	0	1	0	3
04:15	0	6	0	6	0	8	0	7	0	6	0	7
04:30	0	6	0	6	0	10	0	7	0	5	0	7
04:45	0	4	0	3	0	9	0	2	0	4	0	4
05:00	0	6	0	12	0	5	0	7	0	6	0	7
05:15	0	15	0	3	0	14	0	6	0	7	0	9
05:30	0	3	1	6	0	3	0	5	0	11	0	6
05:45	0	9	1	3	1	4	0	12	0	8	0	7
06:00	1	7	0	5	0	9	0	7	0	3	0	6
06:15	0	10	1	8	1	8	0	9	0	9	0	9
06:30	2	0	0	2	1	7	1	11	0	5	1	5
06:45	1	4	1	3	1	4	0	2	1	5	1	4
07:00	0	2	1	2	2	2	1	1	1	4	1	2
07:15	3	3	3	2	4	4	4	6	0	4	3	4
07:30	3	4	2	1	2	7	3	7	2	4	2	5
07:45	6	5	6	4	3	6	7	2	5	1	5	4
08:00	16	1	16	4	7	5	9	4	6	4	11	4
08:15	5	4	2	2	4	4	4	1	6	2	4	3
08:30	2	1	6	1	3	1	6	4	10	3	5	2
08:45	3	0	1	3	2	1	1	0	4	6	2	2
09:00	2	2	3	3	4	3	5	0	4	1	4	2
09:15	1	2	0	2	4	2	2	3	6	4	3	3
09:30	3	3	4	1	5	0	2	1	4	0	4	1
09:45	0	1	0	1	3	2	4	0	3	1	2	1
10:00	2	1	3	2	4	3	3	0	1	7	3	3
10:15	3	0	3	1	3	1	4	0	2	4	3	1
10:30	0	1	1	0	3	0	1	1	0	2	1	1
10:45	3	3	5	2	4	0	2	5	1	1	3	2
11:00	0	0	0	1	0	1	4	0	3	1	1	1
11:15	1	0	7	0	4	0	5	1	5	1	4	0
11:30	4	0	1	2	2	1	4	0	2	0	3	1
11:45	3	0	4	0	3	1	0	0	4	2	3	1
Totals	68	171	73	150	70	192	76	178	73	189	70	179
Day Total	239		223		262		254		262		249	
AM Pct	28.5%		32.7%		26.7%		29.9%		27.9%		28.1%	
Peak Hour	7:30	17:15	7:45	16:15	7:45	16:30	7:45	17:45	7:45	17:00	7:45	17:00
Peak Volume	30	34	30	27	17	38	26	39	27	32	25	29
P.H.F	0.4688	0.5667	0.4688	0.5625	0.6071	0.6786	0.7222	0.8125	0.6750	0.7273	0.5682	0.8056

AECOM

7:00-8:00 AM	12	21	12	18	11	29	15	21	8	16	11	21
7:15-8:15 AM	28	22	27	27	16	32	23	23	13	21	21	25
7:30-8:30 AM	30	31	26	24	16	38	23	22	19	22	22	27
7:45-8:45 AM	29	28	30	24	17	31	26	20	27	28	25	26
8:00-9:00 AM	26	33	25	24	16	26	20	30	26	32	22	29

4:00-5:00 PM	12	21	12	18	11	29	15	21	8	16	11	21
4:15-5:15 PM	28	22	27	27	16	32	23	23	13	21	21	25
4:30-5:30 PM	30	31	26	24	16	38	23	22	19	22	22	27
4:45-5:45 PM	29	28	30	24	17	31	26	20	27	28	25	26
5:00-6:00 PM	26	33	25	24	16	26	20	30	26	32	22	29

Client: AECOM SJ
 File Number:
 Route: OLMSTED RD
 Location: N. of ESCONDIDO RD

Site Ref: 12
 Direction: SB-IN

Count Date	10/25/2021		10/26/2021		10/27/2021		10/28/2021		10/29/2021		Average	
Count Time	AM	PM	AM	PM	AM	PM	AM	PM	AM	PM	AM	PM
00:00	0	1	0	1	0	2	0	6	0	4	0	3
00:15	0	3	0	3	0	0	1	3	0	4	0	3
00:30	0	2	1	4	0	3	0	0	0	1	0	2
00:45	0	0	0	5	0	1	0	3	1	2	0	2
01:00	0	4	0	0	0	4	0	0	0	0	0	2
01:15	0	2	0	1	0	14	0	6	0	4	0	5
01:30	0	4	0	3	0	8	0	2	0	3	0	4
01:45	0	0	0	2	0	3	0	2	0	1	0	2
02:00	0	0	0	5	0	0	0	3	0	1	0	2
02:15	0	13	0	8	0	0	0	7	0	7	0	7
02:30	0	4	0	11	0	1	0	6	1	9	0	6
02:45	0	7	0	6	0	2	0	8	0	9	0	6
03:00	0	6	0	8	0	5	0	6	1	4	0	6
03:15	0	4	0	6	0	9	0	11	0	10	0	8
03:30	0	5	0	5	0	5	0	6	0	1	0	4
03:45	0	2	0	2	0	3	1	2	0	4	0	3
04:00	0	4	0	2	0	3	0	1	0	4	0	3
04:15	0	6	0	7	0	4	0	7	0	4	0	6
04:30	0	4	0	4	0	3	0	3	0	1	0	3
04:45	0	3	0	0	0	3	0	3	0	4	0	3
05:00	0	5	0	1	0	4	0	8	0	4	0	4
05:15	0	4	0	4	0	3	0	5	0	8	0	5
05:30	0	0	0	1	0	1	0	7	0	2	0	2
05:45	0	1	0	1	0	2	1	0	0	2	0	1
06:00	0	0	1	1	1	0	1	1	1	1	1	1
06:15	3	1	1	2	2	2	1	1	2	0	2	1
06:30	0	1	0	1	0	0	0	0	0	2	0	1
06:45	0	1	0	2	1	1	0	0	0	0	0	1
07:00	0	1	0	1	0	0	0	1	0	0	0	1
07:15	0	1	4	0	1	4	2	0	0	0	1	1
07:30	3	2	2	3	2	1	0	2	2	4	2	2
07:45	21	0	17	0	18	0	11	0	23	0	18	0
08:00	28	0	28	0	30	0	44	0	25	1	31	0
08:15	5	1	4	1	5	1	5	0	5	0	5	1
08:30	4	1	2	0	8	0	6	0	4	1	5	0
08:45	4	0	5	1	7	1	3	2	4	1	5	1
09:00	2	1	1	2	1	0	4	0	3	1	2	1
09:15	2	0	4	0	4	0	4	1	5	1	4	0
09:30	2	0	8	0	2	0	1	0	2	0	3	0
09:45	2	0	3	2	1	0	2	2	2	0	2	1
10:00	1	1	2	1	1	0	4	0	1	0	2	0
10:15	3	0	2	0	3	0	2	0	2	2	2	0
10:30	2	0	2	0	2	0	0	1	1	1	1	0
10:45	2	0	1	0	1	0	2	0	2	0	2	0
11:00	5	0	3	0	0	0	3	0	1	1	2	0
11:15	2	0	4	0	1	2	3	0	0	0	2	0
11:30	1	0	6	0	3	0	5	0	2	0	3	0
11:45	4	0	5	0	6	0	3	0	3	2	4	0
Totals	96	95	106	107	100	95	109	114	93	113	99	104
Day Total	191		213		195		223		206		203	
AM Pct	50.3%		49.8%		51.3%		48.9%		45.1%		48.8%	
Peak Hour	7:45	14:15	7:15	14:15	7:45	13:00	7:45	14:30	7:45	14:30	7:45	14:30
Peak Volume	58	30	51	33	61	29	66	31	57	32	59	26
P.H.F	0.5179	0.5769	0.4554	0.7500	0.5083	0.5179	0.3750	0.7045	0.5700	0.8000	0.4758	0.8125

AECOM

7:00-8:00 AM	24	17	23	13	21	13	13	14	25	13	21	15
7:15-8:15 AM	52	18	51	12	51	14	57	21	50	13	52	16
7:30-8:30 AM	57	16	51	9	55	13	60	19	55	17	56	15
7:45-8:45 AM	58	12	51	6	61	11	66	23	57	18	59	14
8:00-9:00 AM	41	10	39	7	50	10	58	20	38	16	46	12

4:00-5:00 PM	24	17	23	13	21	13	13	14	25	13	21	15
4:15-5:15 PM	52	18	51	12	51	14	57	21	50	13	52	16
4:30-5:30 PM	57	16	51	9	55	13	60	19	55	17	56	15
4:45-5:45 PM	58	12	51	6	61	11	66	23	57	18	59	14
5:00-6:00 PM	41	10	39	7	50	10	58	20	38	16	46	12

Client: AECOM SJ
 File Number:
 Route: OLMSTED RD
 Location: N. of ESCONDIDO RD

Site Ref: 12
 Direction: NB-OUT

Count Date	10/25/2021		10/26/2021		10/27/2021		10/28/2021		10/29/2021		Average	
Count Time	AM	PM	AM	PM	AM	PM	AM	PM	AM	PM	AM	PM
00:00	0	4	0	3	1	1	0	4	0	2	0	3
00:15	0	4	0	3	0	2	0	1	0	2	0	2
00:30	0	0	0	0	1	5	0	0	1	2	0	1
00:45	0	0	0	0	0	3	1	0	0	2	0	1
01:00	0	0	0	1	0	7	0	2	0	1	0	2
01:15	0	0	0	1	0	14	0	3	0	3	0	4
01:30	0	4	0	1	0	6	0	1	0	1	0	3
01:45	0	2	0	1	0	1	0	3	0	2	0	2
02:00	0	4	0	3	0	1	0	6	0	2	0	3
02:15	0	5	0	10	0	1	0	7	0	8	0	6
02:30	0	6	0	8	0	1	0	7	0	7	0	6
02:45	0	5	0	7	0	0	0	8	0	9	0	6
03:00	0	5	0	2	0	6	0	4	0	1	0	4
03:15	0	1	0	1	0	6	0	4	0	2	0	3
03:30	0	4	0	2	0	2	0	1	0	2	0	2
03:45	0	7	0	1	0	1	0	4	0	3	0	3
04:00	0	3	0	1	0	5	0	3	0	3	0	3
04:15	0	3	0	4	0	3	0	3	0	5	0	4
04:30	0	3	0	1	0	2	0	3	0	2	0	2
04:45	0	5	0	3	0	1	0	9	0	4	0	4
05:00	0	3	1	2	0	4	0	4	0	7	0	4
05:15	0	5	0	3	1	3	0	3	0	4	0	4
05:30	0	2	0	2	0	2	0	6	0	6	0	4
05:45	1	1	0	0	2	0	1	5	0	6	1	2
06:00	3	3	2	3	1	2	5	2	2	2	3	2
06:15	4	0	7	4	7	6	3	5	6	1	5	3
06:30	4	1	2	0	4	2	3	1	3	2	3	1
06:45	0	1	4	0	2	0	2	2	1	1	2	1
07:00	1	1	2	1	1	0	2	1	2	2	2	1
07:15	0	1	2	0	1	2	3	1	0	0	1	1
07:30	4	0	4	0	6	1	7	0	8	0	6	0
07:45	10	0	3	0	4	2	6	0	8	1	6	1
08:00	7	2	13	0	14	2	10	1	8	1	10	1
08:15	4	0	1	0	2	1	2	0	5	0	3	0
08:30	3	1	5	0	3	0	4	1	3	0	4	0
08:45	3	0	5	1	4	0	3	3	3	1	4	1
09:00	2	0	1	3	3	0	2	0	4	2	2	1
09:15	1	1	2	0	4	0	2	1	1	1	2	1
09:30	2	0	3	1	1	0	0	0	4	0	2	0
09:45	0	0	2	0	1	1	3	0	3	0	2	0
10:00	0	1	0	0	0	0	1	1	1	0	0	0
10:15	3	1	3	0	2	0	0	0	0	1	2	0
10:30	2	0	0	0	0	0	2	2	0	1	1	1
10:45	2	0	2	0	1	0	2	0	0	1	1	0
11:00	2	0	2	0	0	2	3	1	1	0	2	1
11:15	5	0	8	0	6	0	3	0	5	0	5	0
11:30	3	0	4	0	9	0	7	0	2	0	5	0
11:45	2	0	2	0	0	0	2	0	1	0	1	0
Totals	68	89	80	73	81	98	79	113	72	103	75	94
Day Total	157		153		179		192		175		169	
AM Pct	43.3%		52.3%		45.3%		41.1%		41.1%		44.4%	
Peak Hour	7:30	14:15	8:00	14:00	7:30	12:45	7:15	14:00	7:30	14:00	7:30	14:15
Peak Volume	25	21	24	28	26	30	26	28	29	26	25	22
P.H.F	0.6250	0.8750	0.4615	0.7000	0.4643	0.5357	0.6500	0.8750	0.9063	0.7222	0.6250	0.9167

AECOM

7:00-8:00 AM	15	14	11	9	12	11	18	18	18	14	15	13
7:15-8:15 AM	21	14	22	10	25	10	26	19	24	18	23	14
7:30-8:30 AM	25	16	21	9	26	10	25	19	29	17	25	14
7:45-8:45 AM	24	15	22	10	23	10	22	22	24	21	23	16
8:00-9:00 AM	17	11	24	7	23	9	19	18	19	23	21	14

4:00-5:00 PM	15	14	11	9	12	11	18	18	18	14	15	13
4:15-5:15 PM	21	14	22	10	25	10	26	19	24	18	23	14
4:30-5:30 PM	25	16	21	9	26	10	25	19	29	17	25	14
4:45-5:45 PM	24	15	22	10	23	10	22	22	24	21	23	16
5:00-6:00 PM	17	11	24	7	23	9	19	18	19	23	21	14

Client: AECOM SJ
 File Number:
 Route: BOWDOIN ST
 Location: W. of STANFORD AVE

Site Ref: 13
 Direction: WB-IN

Count Date	10/25/2021		10/26/2021		10/27/2021		10/28/2021		10/29/2021		Average	
Count Time	AM	PM	AM	PM	AM	PM	AM	PM	AM	PM	AM	PM
00:00	9	46	3	50	8	46	2	42	6	46	6	46
00:15	8	39	4	35	4	49	10	35	4	48	6	41
00:30	4	36	5	36	2	33	3	56	5	49	4	42
00:45	3	42	3	45	3	46	6	39	3	46	4	44
01:00	2	37	2	47	3	42	2	40	2	58	2	45
01:15	1	45	5	35	5	49	6	47	3	42	4	44
01:30	1	32	2	36	1	44	2	43	2	59	2	43
01:45	1	43	2	35	1	51	4	51	3	38	2	44
02:00	0	28	0	37	0	35	1	41	0	45	0	37
02:15	2	37	0	31	1	31	3	26	3	39	2	33
02:30	1	57	0	46	0	38	1	45	1	44	1	46
02:45	0	39	0	50	0	56	2	50	0	59	0	51
03:00	2	39	1	32	1	36	2	34	1	51	1	38
03:15	1	44	1	37	2	52	1	35	0	58	1	45
03:30	1	41	0	42	1	39	1	35	0	61	1	44
03:45	2	55	1	35	2	40	1	56	1	61	1	49
04:00	2	44	2	67	1	51	2	54	1	53	2	54
04:15	2	40	2	47	4	43	2	50	5	63	3	49
04:30	2	50	5	54	5	53	3	49	4	55	4	52
04:45	3	44	7	44	6	50	3	58	5	50	5	49
05:00	10	47	10	54	10	49	12	48	12	57	11	51
05:15	7	53	7	48	13	62	16	59	13	55	11	55
05:30	23	50	27	48	22	50	15	71	20	58	21	55
05:45	49	53	52	61	60	70	53	75	50	77	53	67
06:00	30	42	35	42	27	62	29	49	29	50	30	49
06:15	33	40	41	48	34	45	38	63	32	73	36	54
06:30	39	34	37	45	40	44	32	52	34	53	36	46
06:45	29	36	34	48	23	40	31	52	23	62	28	48
07:00	26	28	32	34	33	41	46	43	33	57	34	41
07:15	48	23	42	41	53	43	53	31	50	56	49	39
07:30	62	27	62	31	65	37	65	52	60	52	63	40
07:45	83	29	103	28	80	34	84	31	78	38	86	32
08:00	105	17	95	28	88	25	94	27	97	38	96	27
08:15	109	19	97	24	108	26	102	33	69	38	97	28
08:30	69	27	99	26	96	26	94	29	82	37	88	29
08:45	92	16	92	22	96	28	94	29	81	41	91	27
09:00	66	19	73	35	79	19	65	22	69	36	70	26
09:15	61	17	59	22	66	16	57	27	43	31	57	23
09:30	54	6	69	24	52	11	67	21	58	21	60	17
09:45	50	13	51	11	55	8	55	21	78	26	58	16
10:00	40	7	49	17	49	24	33	15	54	24	45	17
10:15	42	13	53	9	51	16	48	16	42	30	47	17
10:30	34	10	42	11	51	4	47	18	32	19	41	12
10:45	46	9	53	10	52	7	48	8	44	8	49	8
11:00	35	9	37	9	34	11	43	6	54	24	41	12
11:15	44	5	54	8	50	6	41	4	53	10	48	7
11:30	39	4	53	5	36	7	37	18	45	9	42	9
11:45	46	2	48	7	44	3	52	16	50	19	48	9
Totals	1418	1493	1551	1637	1517	1698	1508	1822	1434	2124	1487	1757
Day Total	2911		3188		3215		3330		3558		3244	
AM Pct	48.7%		48.7%		47.2%		45.3%		40.3%		45.8%	
Peak Hour	8:00	17:00	7:45	16:00	8:00	17:15	8:00	17:30	8:00	17:30	8:00	17:00
Peak Volume	375	203	394	212	388	244	384	258	329	258	372	228
P.H.F	0.8601	0.9575	0.9563	0.7910	0.8981	0.8714	0.9412	0.8600	0.8479	0.8377	0.9588	0.8507

AECOM

7:00-8:00 AM	219	178	239	212	231	197	248	211	221	221	232	204
7:15-8:15 AM	298	181	302	199	286	195	296	205	285	225	294	201
7:30-8:30 AM	359	194	357	200	341	214	345	214	304	217	342	207
7:45-8:45 AM	366	194	394	194	372	211	374	236	326	220	367	210
8:00-9:00 AM	375	203	383	211	388	231	384	253	329	247	372	228

4:00-5:00 PM	219	178	239	212	231	197	248	211	221	221	232	204
4:15-5:15 PM	298	181	302	199	286	195	296	205	285	225	294	201
4:30-5:30 PM	359	194	357	200	341	214	345	214	304	217	342	207
4:45-5:45 PM	366	194	394	194	372	211	374	236	326	220	367	210
5:00-6:00 PM	375	203	383	211	388	231	384	253	329	247	372	228

Client: AECOM SJ
 File Number:
 Route: BOWDOIN ST
 Location: W. of STANFORD AVE

Site Ref: 13
 Direction: EB-OUT

Count Date	10/25/2021		10/26/2021		10/27/2021		10/28/2021		10/29/2021		Average	
Count Time	AM	PM	AM	PM	AM	PM	AM	PM	AM	PM	AM	PM
00:00	6	37	1	46	3	43	4	38	9	54	5	44
00:15	1	33	2	32	9	49	1	31	7	33	4	36
00:30	3	28	7	35	7	38	10	32	6	47	7	36
00:45	0	40	4	50	2	35	4	41	8	46	4	42
01:00	3	32	3	36	2	39	5	44	4	45	3	39
01:15	4	43	0	40	1	37	1	51	3	46	2	43
01:30	2	36	3	44	0	46	2	47	1	61	2	47
01:45	1	45	1	22	1	37	0	44	3	45	1	39
02:00	1	37	1	54	0	56	1	46	3	59	1	50
02:15	0	71	0	50	1	51	1	61	1	62	1	59
02:30	2	82	1	91	1	87	1	87	1	98	1	89
02:45	1	55	4	61	1	71	4	38	2	65	2	58
03:00	1	62	1	64	2	66	0	64	3	71	1	65
03:15	0	69	0	74	1	76	0	81	0	92	0	78
03:30	1	69	1	75	2	69	2	67	1	77	1	71
03:45	2	54	2	61	1	58	0	74	0	53	1	60
04:00	1	72	0	79	0	92	1	87	1	77	1	81
04:15	0	64	0	79	2	84	3	89	0	94	1	82
04:30	2	85	0	99	2	88	4	86	1	90	2	90
04:45	1	68	3	72	2	83	3	98	4	78	3	80
05:00	2	118	2	134	6	106	2	117	1	112	3	117
05:15	5	83	2	93	2	126	2	119	3	117	3	108
05:30	4	84	4	92	2	103	5	102	2	109	3	98
05:45	2	66	6	64	4	108	3	95	8	117	5	90
06:00	5	69	8	73	7	67	8	77	4	78	6	73
06:15	6	66	7	68	6	71	2	83	6	67	5	71
06:30	8	59	12	69	14	69	10	70	8	79	10	69
06:45	11	48	6	54	7	53	16	60	7	74	9	58
07:00	12	41	21	35	12	46	18	63	11	64	15	50
07:15	14	43	17	51	19	53	24	39	17	53	18	48
07:30	28	32	20	44	21	45	24	41	32	36	25	40
07:45	36	26	37	41	31	38	38	32	40	37	36	35
08:00	42	25	25	35	40	35	40	45	25	36	34	35
08:15	20	27	24	33	20	22	17	24	28	24	22	26
08:30	32	28	28	36	31	26	26	33	28	31	29	31
08:45	26	22	38	20	36	28	26	37	40	36	33	29
09:00	19	23	26	34	29	27	24	38	29	25	25	29
09:15	16	20	30	26	37	15	15	31	37	36	27	26
09:30	37	13	29	19	23	25	32	18	27	30	30	21
09:45	30	9	29	28	27	24	32	23	28	29	29	23
10:00	35	15	34	17	40	11	17	24	29	18	31	17
10:15	30	15	28	21	29	13	21	14	33	15	28	16
10:30	28	9	31	14	26	8	24	14	27	10	27	11
10:45	23	6	32	6	21	13	26	16	34	16	27	11
11:00	33	11	33	11	30	7	20	12	33	14	30	11
11:15	28	9	35	6	29	9	26	11	39	10	31	9
11:30	24	3	35	7	33	6	35	8	43	9	34	7
11:45	27	3	22	7	44	5	33	7	42	17	34	8
Totals	615	2055	655	2302	666	2364	613	2459	719	2592	652	2356
Day Total	2670		2957		3030		3072		3311		3008	
AM Pct	23.0%		22.2%		22.0%		20.0%		21.7%		21.7%	
Peak Hour	9:30	16:30	10:45	16:30	11:00	17:00	7:15	16:45	11:00	17:00	11:00	17:00
Peak Volume	132	354	135	398	136	443	126	436	157	455	129	413
P.H.F	0.8919	0.7500	0.9643	0.7425	0.7727	0.8790	0.7875	0.9160	0.9128	0.9722	0.9485	0.8825

AECOM

7:00-8:00 AM	90	289	95	329	83	347	104	360	100	339	94	333
7:15-8:15 AM	120	335	99	384	111	361	126	390	114	374	113	369
7:30-8:30 AM	126	354	106	398	112	403	119	420	125	397	117	395
7:45-8:45 AM	130	353	114	391	122	418	121	436	121	416	121	403
8:00-9:00 AM	120	351	115	383	127	443	109	433	121	455	118	413

4:00-5:00 PM	90	289	95	329	83	347	104	360	100	339	94	333
4:15-5:15 PM	120	335	99	384	111	361	126	390	114	374	113	369
4:30-5:30 PM	126	354	106	398	112	403	119	420	125	397	117	395
4:45-5:45 PM	130	353	114	391	122	418	121	436	121	416	121	403
5:00-6:00 PM	120	351	115	383	127	443	109	433	121	455	118	413

Client: AECOM SJ
 File Number:
 Route: RAIMUNDO WAY
 Location: W. of STANFORD AVE

Site Ref: 14
 Direction: WB-IN

Count Date	10/25/2021		10/26/2021		10/27/2021		10/28/2021		10/29/2021		Average	
Count Time	AM	PM	AM	PM	AM	PM	AM	PM	AM	PM	AM	PM
00:00	0	12	2	19	0	19	0	8	1	18	1	15
00:15	2	16	0	10	1	18	1	14	0	11	1	14
00:30	1	8	0	17	0	12	0	9	0	9	0	11
00:45	1	11	0	10	0	12	0	10	0	10	0	11
01:00	0	12	0	15	0	14	0	11	0	22	0	15
01:15	0	12	0	14	1	8	0	16	0	12	0	12
01:30	1	9	0	10	0	16	0	12	0	21	0	14
01:45	0	11	0	3	0	16	0	8	0	11	0	10
02:00	1	11	0	14	0	11	0	18	0	12	0	13
02:15	0	21	0	12	0	10	0	13	0	22	0	16
02:30	3	16	3	16	2	11	4	13	4	15	3	14
02:45	0	5	0	14	0	8	0	17	0	17	0	12
03:00	0	20	0	9	0	12	0	17	0	15	0	15
03:15	0	15	0	19	0	19	0	18	0	21	0	18
03:30	0	11	0	21	0	12	0	10	0	16	0	14
03:45	0	18	1	29	0	14	0	17	0	7	0	17
04:00	0	19	0	15	0	24	0	21	0	20	0	20
04:15	0	16	0	16	1	7	0	24	0	13	0	15
04:30	0	15	0	13	0	11	0	20	0	10	0	14
04:45	1	10	0	19	1	14	0	24	0	13	0	16
05:00	1	25	0	19	0	13	0	21	1	16	0	19
05:15	0	14	2	17	1	19	0	14	0	15	1	16
05:30	0	13	1	18	0	23	0	13	2	17	1	17
05:45	0	18	0	17	2	16	0	15	1	18	1	17
06:00	1	12	1	16	0	27	0	11	0	20	0	17
06:15	1	9	1	15	2	12	0	14	2	10	1	12
06:30	0	12	3	10	5	14	1	8	2	15	2	12
06:45	1	4	2	6	2	2	2	11	2	12	2	7
07:00	4	7	4	7	0	5	2	10	2	7	2	7
07:15	3	4	3	7	8	6	6	8	5	6	5	6
07:30	5	3	7	8	7	9	7	1	11	13	7	7
07:45	36	1	32	6	23	7	28	5	30	5	30	5
08:00	14	10	16	9	19	9	18	7	19	2	17	7
08:15	11	1	16	3	12	4	6	6	21	4	13	4
08:30	15	2	10	2	15	3	12	1	15	5	13	3
08:45	12	5	12	5	19	5	19	6	15	9	15	6
09:00	9	2	12	0	5	1	16	6	14	1	11	2
09:15	9	1	12	2	6	0	13	4	9	3	10	2
09:30	8	2	6	1	5	2	10	4	18	6	9	3
09:45	13	1	8	4	11	2	15	2	10	10	11	4
10:00	12	0	7	1	11	1	5	0	10	3	9	1
10:15	6	3	13	0	15	3	12	2	15	1	12	2
10:30	15	1	14	1	17	2	10	2	17	4	15	2
10:45	13	2	19	1	14	3	11	0	11	3	14	2
11:00	23	0	12	3	17	3	12	0	16	2	16	2
11:15	6	0	14	0	14	1	13	0	5	2	10	1
11:30	9	0	9	0	8	0	10	5	15	1	10	1
11:45	8	0	13	2	14	0	15	0	9	0	12	0
Totals	245	420	255	475	258	460	248	476	282	505	254	470
Day Total	665		730		718		724		787		724	
AM Pct	36.8%		34.9%		35.9%		34.3%		35.8%		35.1%	
Peak Hour	7:45	17:00	7:45	15:15	7:45	17:15	7:45	16:00	7:45	17:15	7:45	15:15
Peak Volume	76	70	74	84	69	85	64	89	85	70	73	69
P.H.F	0.5278	0.7000	0.5781	0.7241	0.7500	0.7870	0.5714	0.9271	0.7083	0.8750	0.6083	0.8625

AECOM

7:00-8:00 AM	48	60	46	63	38	56	43	89	48	56	44	65
7:15-8:15 AM	58	66	58	67	57	45	59	89	65	52	59	64
7:30-8:30 AM	66	64	71	68	61	57	59	79	81	54	67	65
7:45-8:45 AM	76	62	74	73	69	69	64	72	85	61	73	68
8:00-9:00 AM	52	70	54	71	65	71	55	63	70	66	58	69

4:00-5:00 PM	48	60	46	63	38	56	43	89	48	56	44	65
4:15-5:15 PM	58	66	58	67	57	45	59	89	65	52	59	64
4:30-5:30 PM	66	64	71	68	61	57	59	79	81	54	67	65
4:45-5:45 PM	76	62	74	73	69	69	64	72	85	61	73	68
5:00-6:00 PM	52	70	54	71	65	71	55	63	70	66	58	69

Client: AECOM SJ
 File Number:
 Route: RAIMUNDO WAY
 Location: W. of STANFORD AVE

Site Ref: 14
 Direction: EB-OUT

Count Date	10/25/2021		10/26/2021		10/27/2021		10/28/2021		10/29/2021		Average	
Count Time	AM	PM	AM	PM	AM	PM	AM	PM	AM	PM	AM	PM
00:00	1	9	1	16	0	16	2	6	0	10	1	11
00:15	0	8	0	13	1	13	0	5	1	13	0	10
00:30	1	11	1	10	0	13	0	11	0	8	0	11
00:45	0	10	0	11	0	8	0	10	1	10	0	10
01:00	1	8	0	2	0	7	1	8	0	12	0	7
01:15	2	12	0	11	0	13	0	13	0	11	0	12
01:30	0	13	0	6	0	12	0	12	0	9	0	10
01:45	0	8	0	14	0	10	0	4	0	7	0	9
02:00	1	4	1	9	0	10	0	10	0	26	0	12
02:15	0	10	0	10	0	11	0	12	0	6	0	10
02:30	0	10	0	15	0	10	0	11	0	12	0	12
02:45	0	26	0	10	0	11	0	7	0	14	0	14
03:00	0	10	0	10	0	13	0	10	0	12	0	11
03:15	0	14	0	11	0	7	0	15	0	13	0	12
03:30	0	11	0	15	0	14	0	15	0	16	0	14
03:45	0	13	0	18	0	21	0	11	0	18	0	16
04:00	0	13	0	7	0	18	2	19	0	9	0	13
04:15	0	12	0	12	0	11	0	18	0	13	0	13
04:30	0	8	0	12	0	11	0	19	0	13	0	13
04:45	1	11	0	15	0	16	1	12	0	12	0	13
05:00	1	12	0	16	1	7	0	11	0	8	0	11
05:15	0	8	1	11	0	11	0	12	1	8	0	10
05:30	0	7	0	8	0	17	1	11	1	11	0	11
05:45	0	15	1	16	1	17	0	12	1	17	1	15
06:00	1	14	1	15	2	12	0	16	1	14	1	14
06:15	2	9	1	5	0	15	0	6	1	13	1	10
06:30	1	9	4	13	4	5	4	10	5	24	4	12
06:45	5	10	5	6	2	6	3	9	1	11	3	8
07:00	1	6	1	3	1	11	2	10	7	12	2	8
07:15	1	3	6	10	11	13	9	4	8	14	7	9
07:30	10	5	16	8	6	8	8	8	4	7	9	7
07:45	16	2	14	6	22	8	15	7	15	9	16	6
08:00	16	3	20	7	22	10	17	4	20	5	19	6
08:15	16	6	23	8	10	6	16	4	19	6	17	6
08:30	14	0	18	4	24	3	17	7	21	8	19	4
08:45	18	6	13	5	19	8	21	5	19	2	18	5
09:00	13	3	18	4	17	5	11	9	25	5	17	5
09:15	10	3	13	5	18	2	22	3	17	5	16	4
09:30	10	1	14	1	11	2	18	4	19	4	14	2
09:45	17	5	20	2	18	1	17	4	9	3	16	3
10:00	8	1	8	1	9	1	6	3	16	4	9	2
10:15	7	2	7	1	13	0	15	1	12	5	11	2
10:30	11	2	14	1	6	0	12	1	6	4	10	2
10:45	16	1	9	1	15	1	6	0	10	0	11	1
11:00	12	2	13	0	13	3	11	0	6	0	11	1
11:15	4	0	14	2	10	1	7	0	8	2	9	1
11:30	9	1	5	0	10	0	10	1	15	2	10	1
11:45	8	1	16	1	4	0	9	1	8	1	9	1
Totals	234	358	278	387	270	418	263	391	277	448	261	400
Day Total	592		665		688		654		725		661	
AM Pct	39.5%		41.8%		39.2%		40.2%		38.2%		39.5%	
Peak Hour	8:00	14:45	7:45	16:15	7:45	15:30	8:45	16:00	8:15	17:45	8:00	15:30
Peak Volume	64	61	75	55	78	64	72	68	84	68	73	56
P.H.F	0.8889	0.5865	0.8152	0.8594	0.8125	0.7619	0.8182	0.8947	0.8400	0.7083	0.9605	0.8750

AECOM

7:00-8:00 AM	28	44	37	46	40	56	34	68	34	47	34	52
7:15-8:15 AM	43	43	56	55	61	45	49	60	47	46	51	50
7:30-8:30 AM	58	39	73	54	60	45	56	54	58	41	61	47
7:45-8:45 AM	62	38	75	50	78	51	65	46	75	39	71	45
8:00-9:00 AM	64	42	74	51	75	52	71	46	79	44	73	47

4:00-5:00 PM	28	44	37	46	40	56	34	68	34	47	34	52
4:15-5:15 PM	43	43	56	55	61	45	49	60	47	46	51	50
4:30-5:30 PM	58	39	73	54	60	45	56	54	58	41	61	47
4:45-5:45 PM	62	38	75	50	78	51	65	46	75	39	71	45
5:00-6:00 PM	64	42	74	51	75	52	71	46	79	44	73	47

Client: AECOM SJ
 File Number:
 Route: SANTA MARIA AVE
 Location: N. of JUNIPERO SERRA BLVD

Site Ref: 15
 Direction: NB-IN

Count Date	10/25/2021		10/26/2021		10/27/2021		10/28/2021		10/29/2021		Average	
Count Time	AM	PM	AM	PM	AM	PM	AM	PM	AM	PM	AM	PM
00:00	0	3	0	2	0	4	0	1	0	2	0	2
00:15	0	2	0	0	0	2	0	2	0	4	0	2
00:30	0	3	0	3	0	2	0	2	0	2	0	2
00:45	0	0	0	5	0	1	0	0	0	2	0	2
01:00	0	2	1	2	0	4	1	2	0	1	0	2
01:15	0	1	0	1	0	2	0	1	1	3	0	2
01:30	0	4	0	4	0	3	0	2	0	5	0	4
01:45	0	1	0	1	1	3	0	2	0	4	0	2
02:00	0	1	0	5	0	2	0	2	0	1	0	2
02:15	0	1	0	4	0	0	0	0	0	4	0	2
02:30	0	1	0	3	0	1	0	2	0	2	0	2
02:45	0	1	0	3	0	3	0	7	1	2	0	3
03:00	0	0	0	1	0	1	0	1	0	1	0	1
03:15	0	1	0	2	0	2	0	2	0	3	0	2
03:30	0	0	0	2	0	0	0	4	0	4	0	2
03:45	0	2	0	1	0	2	0	2	0	1	0	2
04:00	0	1	0	6	0	1	0	2	0	4	0	3
04:15	0	3	0	0	0	1	0	3	0	0	0	1
04:30	0	3	0	1	0	0	0	1	0	1	0	1
04:45	0	4	0	2	0	1	0	0	0	1	0	2
05:00	0	4	1	0	0	2	0	0	0	2	0	2
05:15	0	4	0	4	0	3	0	1	0	3	0	3
05:30	0	2	0	3	0	3	1	0	0	3	0	2
05:45	0	2	0	2	1	2	0	2	0	3	0	2
06:00	0	2	1	5	0	3	0	1	0	1	0	2
06:15	0	1	0	0	0	3	0	3	0	1	0	2
06:30	0	1	0	1	0	1	1	5	0	0	0	2
06:45	1	4	3	2	1	1	1	1	2	2	2	2
07:00	1	0	3	2	2	3	1	1	2	2	2	2
07:15	0	1	1	0	3	0	1	2	1	3	1	1
07:30	1	1	2	1	1	0	1	1	3	4	2	1
07:45	4	0	8	1	4	2	6	0	5	0	5	1
08:00	3	1	5	1	7	2	8	1	8	1	6	1
08:15	8	1	2	0	6	2	2	0	2	1	4	1
08:30	3	0	3	0	2	0	2	0	1	3	2	1
08:45	3	1	0	0	1	0	3	0	2	0	2	0
09:00	1	1	5	2	2	1	3	5	3	1	3	2
09:15	2	0	1	1	0	1	2	0	2	0	1	0
09:30	0	0	5	0	2	1	3	0	4	1	3	0
09:45	1	0	3	0	4	1	3	1	3	0	3	0
10:00	3	0	1	0	2	0	2	1	2	3	2	1
10:15	3	0	1	0	4	0	1	0	2	1	2	0
10:30	0	0	4	0	1	1	3	1	1	0	2	0
10:45	1	0	2	0	1	0	0	0	3	0	1	0
11:00	5	1	4	1	2	0	2	1	5	0	4	1
11:15	0	0	1	1	1	0	3	0	0	0	1	0
11:30	3	0	2	0	1	0	2	0	5	0	3	0
11:45	4	0	1	0	1	0	2	0	2	0	2	0
Totals	47	61	60	75	50	67	54	65	60	82	53	70
Day Total	108		135		117		119		142		123	
AM Pct	43.5%		44.4%		42.7%		45.4%		42.3%		43.1%	
Peak Hour	7:45	16:30	7:45	14:00	7:45	13:00	7:45	14:45	7:30	13:30	7:30	12:45
Peak Volume	18	15	18	15	19	12	18	14	18	14	17	10
P.H.F	0.5625	0.9375	0.5625	0.7500	0.6786	0.7500	0.5625	0.5000	0.5625	0.7000	0.7083	0.6250

AECOM

7:00-8:00 AM	6	11	14	9	10	3	9	6	11	6	10	7
7:15-8:15 AM	8	14	16	3	15	4	16	4	17	4	14	6
7:30-8:30 AM	16	15	17	7	18	6	17	2	18	7	17	8
7:45-8:45 AM	18	14	18	9	19	9	18	1	16	9	17	9
8:00-9:00 AM	17	12	10	9	16	10	15	3	13	11	14	9

4:00-5:00 PM	6	11	14	9	10	3	9	6	11	6	10	7
4:15-5:15 PM	8	14	16	3	15	4	16	4	17	4	14	6
4:30-5:30 PM	16	15	17	7	18	6	17	2	18	7	17	8
4:45-5:45 PM	18	14	18	9	19	9	18	1	16	9	17	9
5:00-6:00 PM	17	12	10	9	16	10	15	3	13	11	14	9

Client: AECOM SJ
 File Number:
 Route: SANTA MARIA AVE
 Location: N. of JUNIPERO SERRA BLVD

Site Ref: 15
 Direction: SB-OUT

Count Date	10/25/2021		10/26/2021		10/27/2021		10/28/2021		10/29/2021		Average	
Count Time	AM	PM	AM	PM	AM	PM	AM	PM	AM	PM	AM	PM
00:00	0	1	0	3	0	2	0	2	0	5	0	3
00:15	0	0	0	3	0	0	0	1	0	0	0	1
00:30	0	1	0	1	0	0	0	1	0	2	0	1
00:45	0	1	0	0	0	1	0	1	0	3	0	1
01:00	0	2	0	4	0	3	0	1	0	2	0	2
01:15	0	0	0	0	0	3	0	0	0	2	0	1
01:30	0	5	0	4	0	0	0	1	0	2	0	2
01:45	0	0	0	4	0	2	0	2	0	1	0	2
02:00	0	2	0	7	0	4	0	2	0	1	0	3
02:15	0	3	0	0	0	2	0	1	0	1	0	1
02:30	0	1	0	0	0	1	0	3	0	3	0	2
02:45	0	2	0	0	0	1	0	2	0	1	0	1
03:00	0	1	0	1	0	0	0	0	0	1	0	1
03:15	0	2	0	1	0	3	0	1	0	2	0	2
03:30	0	2	0	4	0	1	0	1	0	4	0	2
03:45	0	1	0	3	0	1	0	1	0	5	0	2
04:00	0	3	0	1	0	1	0	0	0	2	0	1
04:15	0	0	0	3	0	3	0	1	0	0	0	1
04:30	0	1	0	0	0	1	0	1	0	1	0	1
04:45	0	2	0	1	0	2	0	0	0	1	0	1
05:00	0	3	0	2	0	1	1	0	0	2	0	2
05:15	0	2	0	3	0	1	0	2	0	1	0	2
05:30	2	2	0	3	1	0	1	2	0	1	1	2
05:45	0	0	1	0	0	1	3	1	0	3	1	1
06:00	0	1	0	3	0	0	0	0	0	0	0	1
06:15	0	0	0	0	0	0	0	0	0	1	0	0
06:30	1	1	0	2	0	3	0	1	1	0	0	1
06:45	1	1	1	0	0	1	1	2	0	0	1	1
07:00	0	0	1	0	1	0	0	1	0	2	0	1
07:15	0	3	1	0	3	0	1	2	2	1	1	1
07:30	3	0	1	0	2	2	3	0	3	1	2	1
07:45	1	0	2	1	1	1	1	1	1	1	1	1
08:00	0	2	0	3	0	0	0	1	0	2	0	2
08:15	0	0	1	0	1	1	1	0	0	0	1	0
08:30	0	2	0	1	2	0	2	1	0	0	1	1
08:45	0	0	1	0	1	0	0	2	0	0	0	0
09:00	1	0	1	1	0	0	0	2	2	1	1	1
09:15	0	0	0	0	1	0	0	0	0	0	0	0
09:30	1	0	2	1	1	0	1	1	2	0	1	0
09:45	0	0	1	0	0	0	3	0	3	0	1	0
10:00	2	0	2	0	0	0	1	0	5	0	2	0
10:15	1	0	0	1	1	0	2	0	2	0	1	0
10:30	2	0	5	0	2	1	1	0	3	0	3	0
10:45	1	0	1	0	0	0	0	0	2	0	1	0
11:00	1	0	1	0	0	0	2	0	1	0	1	0
11:15	1	0	2	0	0	0	1	0	0	0	1	0
11:30	1	0	1	0	2	0	4	0	0	0	2	0
11:45	1	0	3	0	0	0	4	0	0	0	2	0
Totals	20	47	28	61	19	43	33	41	27	55	25	49
Day Total	67		89		62		74		82		74	
AM Pct	29.9%		31.5%		30.6%		44.6%		32.9%		33.8%	
Peak Hour	10:00	13:30	10:30	13:15	7:00	13:15	11:00	13:45	9:45	15:15	9:45	13:15
Peak Volume	6	10	9	15	7	9	11	8	13	13	7	8
P.H.F	0.7500	0.5000	0.4500	0.5357	0.5833	0.5625	0.6875	0.6667	0.6500	0.6500	0.5833	0.6667

AECOM

7:00-8:00 AM	4	6	5	5	7	7	5	2	6	4	4	4
7:15-8:15 AM	4	6	4	6	6	7	5	2	6	4	4	5
7:30-8:30 AM	4	8	4	6	4	5	5	3	4	5	4	6
7:45-8:45 AM	1	9	3	9	4	4	4	4	1	5	3	7
8:00-9:00 AM	0	7	2	8	4	3	3	5	0	7	2	7
4:00-5:00 PM	4	6	5	5	7	7	5	2	6	4	4	4
4:15-5:15 PM	4	6	4	6	6	7	5	2	6	4	4	5
4:30-5:30 PM	4	8	4	6	4	5	5	3	4	5	4	6
4:45-5:45 PM	1	9	3	9	4	4	4	4	1	5	3	7
5:00-6:00 PM	0	7	2	8	4	3	3	5	0	7	2	7

Client: AECOM SJ
 File Number:
 Route: CAMPUS DR EAST
 Location: E. of JUNIPERO SERRA BLVD

Site Ref: 16
 Direction: EB-IN

Count Date	10/25/2021		10/26/2021		10/27/2021		10/28/2021		10/29/2021		Average	
Count Time	AM	PM	AM	PM	AM	PM	AM	PM	AM	PM	AM	PM
00:00	6	31	4	30	3	29	2	42	5	33	4	33
00:15	3	17	3	38	7	20	10	34	9	40	6	30
00:30	4	23	2	42	2	28	2	40	1	32	2	33
00:45	2	31	4	41	1	34	4	41	6	44	3	38
01:00	1	32	1	38	1	38	2	46	5	31	2	37
01:15	0	27	3	38	0	25	3	38	5	46	2	35
01:30	4	32	1	26	1	26	2	28	1	31	2	29
01:45	0	21	2	28	2	18	0	39	1	30	1	27
02:00	0	26	1	27	0	24	1	30	1	29	1	27
02:15	2	23	0	37	0	26	1	37	2	36	1	32
02:30	1	29	1	33	0	30	1	36	0	32	1	32
02:45	0	30	0	28	0	34	0	32	0	47	0	34
03:00	0	27	0	36	0	37	0	43	2	34	0	35
03:15	0	32	2	29	0	25	0	27	0	44	0	31
03:30	1	28	0	43	0	30	0	33	0	50	0	37
03:45	1	43	2	46	0	38	0	39	0	40	1	41
04:00	1	33	1	40	0	43	0	31	0	57	0	41
04:15	0	25	0	41	1	35	1	49	2	42	1	38
04:30	2	35	0	38	0	29	0	36	2	45	1	37
04:45	1	32	1	40	4	50	4	42	2	54	2	44
05:00	2	30	2	36	1	35	4	41	4	34	3	35
05:15	4	29	1	41	3	45	4	36	3	37	3	38
05:30	10	31	7	30	8	35	8	53	8	46	8	39
05:45	6	34	11	33	16	41	13	47	9	58	11	43
06:00	11	40	5	42	5	41	9	40	8	62	8	45
06:15	11	40	10	43	7	31	14	43	5	54	9	42
06:30	17	26	26	37	29	34	21	38	14	35	21	34
06:45	15	27	14	26	14	37	13	31	13	62	14	37
07:00	16	20	17	34	12	25	13	32	11	61	14	34
07:15	27	24	23	30	20	28	14	26	24	45	22	31
07:30	32	22	31	11	35	29	29	24	22	37	30	25
07:45	41	27	42	15	38	26	50	20	46	24	43	22
08:00	48	21	64	22	58	12	52	32	43	32	53	24
08:15	67	14	76	14	51	17	65	20	36	25	59	18
08:30	56	18	84	10	78	16	72	26	61	32	70	20
08:45	70	16	63	21	86	13	56	27	73	32	70	22
09:00	62	13	62	19	71	22	50	17	54	26	60	19
09:15	53	9	70	11	44	23	47	22	56	25	54	18
09:30	59	15	59	16	42	15	50	16	45	29	51	18
09:45	37	8	33	17	37	11	51	16	50	23	42	15
10:00	27	10	45	11	47	14	36	20	31	15	37	14
10:15	27	7	32	8	30	5	45	14	37	18	34	10
10:30	28	7	22	9	46	17	32	18	28	22	31	15
10:45	36	8	47	10	38	10	33	10	33	13	37	10
11:00	42	9	38	6	39	14	41	7	34	21	39	11
11:15	27	6	38	7	38	12	29	15	44	14	35	11
11:30	27	5	28	8	31	3	37	12	32	19	31	9
11:45	32	6	34	4	36	2	34	12	45	23	36	9
Totals	919	1099	1012	1290	982	1232	955	1458	913	1721	955	1359
Day Total	2018		2302		2214		2413		2634		2314	
AM Pct	45.5%		44.0%		44.4%		39.6%		34.7%		41.3%	
Peak Hour	8:15	17:30	8:00	15:30	8:15	16:45	8:00	17:30	8:30	17:30	8:15	17:30
Peak Volume	255	145	287	170	286	165	245	183	244	220	259	169
P.H.F	0.9107	0.9063	0.8542	0.9239	0.8314	0.8250	0.8507	0.8632	0.8356	0.8871	0.9250	0.9389

AECOM

7:00-8:00 AM	116	125	113	159	105	157	106	158	103	198	109	160
7:15-8:15 AM	148	122	160	155	151	149	145	168	135	175	148	154
7:30-8:30 AM	188	126	213	155	182	159	196	155	147	170	185	154
7:45-8:45 AM	212	122	266	147	225	165	239	172	186	171	225	156
8:00-9:00 AM	241	124	287	140	273	156	245	177	213	175	252	155

4:00-5:00 PM	116	125	113	159	105	157	106	158	103	198	109	160
4:15-5:15 PM	148	122	160	155	151	149	145	168	135	175	148	154
4:30-5:30 PM	188	126	213	155	182	159	196	155	147	170	185	154
4:45-5:45 PM	212	122	266	147	225	165	239	172	186	171	225	156
5:00-6:00 PM	241	124	287	140	273	156	245	177	213	175	252	155

Client: AECOM SJ
 File Number:
 Route: CAMPUS DR EAST
 Location: E. of JUNIPERO SERRA BLVD

Site Ref: 16
 Direction: WB-OUT

Count Date	10/25/2021		10/26/2021		10/27/2021		10/28/2021		10/29/2021		Average	
Count Time	AM	PM	AM	PM	AM	PM	AM	PM	AM	PM	AM	PM
00:00	6	23	8	31	5	35	5	38	7	51	6	36
00:15	2	33	1	41	8	28	5	32	6	49	4	37
00:30	4	20	5	33	5	32	9	40	6	33	6	32
00:45	7	48	3	46	4	33	2	33	4	38	4	40
01:00	4	32	4	38	0	39	5	49	6	57	4	43
01:15	2	33	3	57	3	51	4	51	6	46	4	48
01:30	3	41	2	46	3	53	4	47	5	47	3	47
01:45	3	31	1	38	2	33	4	34	3	47	3	37
02:00	0	48	4	40	1	38	2	50	1	57	2	47
02:15	3	31	0	48	0	42	0	35	3	49	1	41
02:30	0	49	3	47	1	53	1	55	3	59	2	53
02:45	3	43	0	43	0	53	0	44	1	59	1	48
03:00	0	38	0	54	1	45	1	69	0	63	0	54
03:15	2	42	0	56	0	61	0	53	0	65	0	55
03:30	0	34	1	47	1	36	0	45	0	50	0	42
03:45	0	49	1	50	1	53	0	66	0	75	0	59
04:00	0	51	1	55	0	64	0	42	0	74	0	57
04:15	0	47	0	63	0	55	0	70	1	84	0	64
04:30	0	57	0	65	2	66	1	65	3	56	1	62
04:45	2	62	1	65	0	71	1	60	3	77	1	67
05:00	3	93	0	83	2	91	2	69	1	89	2	85
05:15	1	61	1	76	2	104	2	76	1	75	1	78
05:30	2	50	4	65	1	57	3	73	4	76	3	64
05:45	6	44	6	48	7	73	11	64	6	57	7	57
06:00	7	53	8	57	5	75	4	68	5	58	6	62
06:15	5	57	11	54	3	73	10	88	7	58	7	66
06:30	11	43	9	70	14	53	12	75	10	53	11	59
06:45	8	39	16	36	8	40	6	52	12	63	10	46
07:00	8	46	13	43	11	48	11	50	12	53	11	48
07:15	16	46	24	37	15	39	17	50	15	42	17	43
07:30	20	39	22	28	19	46	28	45	15	42	21	40
07:45	19	20	33	30	18	33	33	39	25	59	26	36
08:00	37	33	32	25	42	35	26	48	32	39	34	36
08:15	32	14	27	24	18	30	32	41	27	40	27	30
08:30	27	24	39	28	31	29	40	42	28	34	33	31
08:45	24	12	38	26	41	19	30	31	43	41	35	26
09:00	22	19	36	33	32	17	33	41	39	36	32	29
09:15	32	21	33	32	29	27	31	29	37	32	32	28
09:30	29	24	38	18	26	16	33	14	37	62	33	27
09:45	36	15	37	21	32	11	35	14	47	49	37	22
10:00	31	15	22	24	34	16	34	18	38	28	32	20
10:15	18	20	26	12	31	16	30	25	34	22	28	19
10:30	28	15	29	11	25	12	25	19	29	20	27	15
10:45	30	5	30	10	31	12	34	20	38	23	33	14
11:00	25	14	36	7	39	10	35	16	37	17	34	13
11:15	27	12	37	9	34	6	32	11	45	15	35	11
11:30	34	8	34	7	26	10	46	6	36	19	35	10
11:45	41	7	34	6	33	10	29	7	39	12	35	8
Totals	620	1661	713	1883	646	1949	708	2109	757	2350	686	1992
Day Total	2281		2596		2595		2817		3107		2678	
AM Pct	27.2%		27.5%		24.9%		25.1%		24.4%		25.6%	
Peak Hour	9:15	16:30	8:30	16:30	8:30	16:30	10:45	17:45	9:00	16:45	11:00	16:45
Peak Volume	128	273	146	289	133	332	147	295	160	317	139	294
P.H.F	0.8889	0.7339	0.9359	0.8705	0.8110	0.7981	0.7989	0.8381	0.8511	0.8904	0.9929	0.8647

AECOM												
7:00-8:00 AM	63	217	92	248	63	256	89	237	67	291	75	250
7:15-8:15 AM	92	259	111	276	94	283	104	264	87	306	98	278
7:30-8:30 AM	108	273	114	289	97	332	119	270	99	297	108	292
7:45-8:45 AM	115	266	131	289	109	323	131	278	112	317	120	294
8:00-9:00 AM	120	248	136	272	132	325	128	282	130	297	129	284

4:00-5:00 PM	63	217	92	248	63	256	89	237	67	291	75	250
4:15-5:15 PM	92	259	111	276	94	283	104	264	87	306	98	278
4:30-5:30 PM	108	273	114	289	97	332	119	270	99	297	108	292
4:45-5:45 PM	115	266	131	289	109	323	131	278	112	317	120	294
5:00-6:00 PM	120	248	136	272	132	325	128	282	130	297	129	284

Client: AECOM SJ
 File Number: 1 - CAMPUS DR WEST NB-IN
 Route: CAMPUS DR WEST
 Location: N. of JUNIPERO SERRA BLVD

Site Ref: 1
 Direction: NB-IN

Count Date	11/1/2021		11/2/2021		11/3/2021		11/4/2021		11/5/2021		Average	
Count Time	AM	PM	AM	PM	AM	PM	AM	PM	AM	PM	AM	PM
00:00	6	53	6	71	1	70	10	66	9	75	6	67
00:15	5	44	9	56	3	64	2	66	8	70	5	60
00:30	3	56	4	64	2	80	3	67	8	73	4	68
00:45	4	73	3	72	3	66	9	63	7	70	5	69
01:00	2	53	4	57	2	65	2	53	4	70	3	60
01:15	2	60	4	49	2	82	5	58	5	91	4	68
01:30	1	47	2	56	1	75	2	59	3	72	2	62
01:45	7	56	3	54	0	60	4	69	2	52	3	58
02:00	3	49	7	50	5	61	4	55	3	71	4	57
02:15	2	47	9	62	4	65	4	53	4	65	5	58
02:30	2	62	3	73	2	62	2	96	2	91	2	77
02:45	0	54	5	69	0	73	2	57	3	80	2	67
03:00	1	54	1	64	3	53	0	54	0	53	1	56
03:15	2	46	1	53	3	61	2	52	1	57	2	54
03:30	2	47	3	58	3	48	5	84	3	55	3	58
03:45	5	53	7	70	6	55	4	71	5	85	5	67
04:00	4	62	4	56	3	52	4	45	3	79	4	59
04:15	3	43	5	62	5	60	8	69	4	70	5	61
04:30	11	54	13	70	10	50	7	67	9	68	10	62
04:45	7	57	7	66	7	63	13	82	11	92	9	72
05:00	13	61	12	73	17	63	18	87	14	111	15	79
05:15	24	63	32	58	27	55	34	73	30	89	29	68
05:30	62	40	63	79	47	62	60	74	65	71	59	65
05:45	68	65	76	70	63	67	77	63	68	89	70	71
06:00	42	51	58	75	72	72	65	53	54	75	58	65
06:15	77	46	108	81	94	63	93	62	88	88	92	68
06:30	78	50	88	59	80	54	66	51	76	68	78	56
06:45	78	35	102	36	92	33	95	53	67	73	87	46
07:00	78	28	85	33	77	42	69	49	61	57	74	42
07:15	83	28	95	29	89	35	89	41	79	31	87	33
07:30	111	28	103	37	135	26	98	33	79	39	105	33
07:45	121	22	112	34	130	25	121	33	102	23	117	27
08:00	148	17	127	34	143	22	148	29	136	18	140	24
08:15	181	21	124	21	135	25	146	27	123	14	142	22
08:30	144	16	157	13	157	33	140	20	130	25	146	21
08:45	115	18	161	12	139	20	128	16	122	20	133	17
09:00	127	12	118	18	118	15	115	25	121	20	120	18
09:15	100	10	103	12	123	19	141	18	95	24	112	17
09:30	104	12	103	13	96	20	102	12	100	19	101	15
09:45	105	11	108	11	104	12	98	11	100	16	103	12
10:00	73	12	80	11	74	5	96	10	82	15	81	11
10:15	63	16	70	11	77	10	71	13	78	20	72	14
10:30	62	6	67	9	65	12	73	14	75	10	68	10
10:45	62	8	74	5	54	8	75	8	68	13	67	8
11:00	64	5	64	8	77	2	60	6	73	11	68	6
11:15	69	10	64	6	54	8	71	6	66	21	65	10
11:30	68	3	79	7	55	5	64	3	83	6	70	5
11:45	47	2	60	5	54	7	72	5	78	11	62	6
Totals	2439	1766	2593	2092	2513	2085	2577	2181	2407	2516	2505	2129
Day Total	4205		4685		4598		4758		4923		4634	
AM Pct	58.0%		55.3%		54.7%		54.2%		48.9%		54.1%	
Peak Hour	7:45	17:30	8:00	17:30	8:00	12:30	8:00	16:45	8:00	16:45	8:00	16:45
Peak Volume	594	305	569	305	574	293	562	316	511	363	561	284
P.H.F	0.8204	0.9414	0.8835	0.9414	0.9140	0.8933	0.9493	0.9080	0.9393	0.8176	0.9606	0.8987

AECOM

7:00-8:00 AM	393	216	395	254	431	225	377	263	321	309	383	254
7:15-8:15 AM	463	215	437	271	497	236	456	305	396	341	449	274
7:30-8:30 AM	561	235	466	267	543	231	513	309	440	360	504	281
7:45-8:45 AM	594	221	520	276	565	243	555	316	491	363	545	284
8:00-9:00 AM	588	229	569	280	574	247	562	297	511	360	561	283

4:00-5:00 PM	393	216	395	254	431	225	377	263	321	309	383	254
4:15-5:15 PM	463	215	437	271	497	236	456	305	396	341	449	274
4:30-5:30 PM	561	235	466	267	543	231	513	309	440	360	504	281
4:45-5:45 PM	594	221	520	276	565	243	555	316	491	363	545	284
5:00-6:00 PM	588	229	569	280	574	247	562	297	511	360	561	283

Client: AECOM SJ
 File Number: 1 - CAMPUS DR WEST SB-OUT
 Route: CAMPUS DR WEST
 Location: N. of JUNIPERO SERRA BLVD

Site Ref: 1
 Direction: SB-OUT

Count Date	11/1/2021		11/2/2021		11/3/2021		11/4/2021		11/5/2021		Average	
Count Time	AM	PM	AM	PM	AM	PM	AM	PM	AM	PM	AM	PM
00:00	5	37	8	69	6	54	8	52	12	62	8	55
00:15	8	34	9	53	8	61	4	53	12	66	8	53
00:30	5	49	5	56	7	72	4	65	6	71	5	63
00:45	4	61	6	69	0	72	4	57	7	82	4	68
01:00	6	49	4	70	1	85	5	72	7	76	5	70
01:15	1	61	6	69	5	86	7	70	3	86	4	74
01:30	1	72	1	57	2	76	4	74	3	92	2	74
01:45	2	63	7	67	5	54	6	82	3	82	5	70
02:00	1	85	8	98	1	117	2	105	2	113	3	104
02:15	4	101	8	106	6	89	4	104	3	106	5	101
02:30	1	107	15	118	12	100	12	111	14	117	11	111
02:45	2	82	3	112	2	91	4	84	4	110	3	96
03:00	2	98	2	119	1	84	1	137	5	124	2	112
03:15	2	125	0	138	1	100	1	114	1	167	1	129
03:30	3	129	3	148	1	118	3	144	2	160	2	140
03:45	1	109	2	141	1	136	1	116	1	151	1	131
04:00	2	144	2	127	2	133	1	138	2	170	2	142
04:15	1	123	5	140	2	159	2	153	1	147	2	144
04:30	1	129	4	131	2	153	1	164	0	171	2	150
04:45	2	147	4	146	3	157	2	162	2	153	3	153
05:00	0	144	4	138	2	195	5	201	0	149	2	165
05:15	1	167	4	142	4	200	5	172	6	171	4	170
05:30	4	124	4	152	4	146	8	183	4	148	5	151
05:45	10	130	6	159	10	142	7	157	12	146	9	147
06:00	3	116	13	127	12	151	8	137	6	132	8	133
06:15	10	78	13	137	11	133	13	121	10	130	11	120
06:30	12	98	11	109	16	120	12	104	9	111	12	108
06:45	17	82	27	93	15	90	14	107	16	105	18	95
07:00	27	71	21	81	19	83	19	91	17	88	21	83
07:15	22	74	27	61	20	75	19	99	19	65	21	75
07:30	47	69	55	73	56	50	55	77	53	72	53	68
07:45	67	71	75	68	68	56	67	73	79	42	71	62
08:00	49	51	38	55	42	55	42	59	44	58	43	56
08:15	32	38	33	38	25	26	34	47	44	47	34	39
08:30	29	31	37	41	35	39	37	26	33	39	34	35
08:45	40	29	39	25	46	25	48	43	29	34	40	31
09:00	33	28	34	35	34	45	35	47	35	46	34	40
09:15	35	21	49	24	43	33	39	26	34	44	40	30
09:30	31	21	40	25	44	26	38	23	44	50	39	29
09:45	38	27	45	26	31	22	35	21	47	28	39	25
10:00	33	29	32	16	45	21	32	11	43	33	37	22
10:15	45	13	42	16	40	21	41	27	34	25	40	20
10:30	36	9	32	26	38	17	35	23	46	40	37	23
10:45	33	7	38	10	37	13	44	22	43	55	39	21
11:00	37	10	38	9	43	10	52	9	55	43	45	16
11:15	48	12	47	16	50	14	45	9	54	28	49	16
11:30	36	11	48	16	45	15	55	12	65	23	50	15
11:45	40	7	59	4	46	8	61	7	58	14	53	8
Totals	869	3373	1013	3756	949	3828	981	3991	1029	4272	966	3843
Day Total	4242		4769		4777		4972		5301		4809	
AM Pct	20.5%		21.2%		19.9%		19.7%		19.4%		20.1%	
Peak Hour	7:30	16:30	7:30	17:00	7:30	16:30	11:00	16:45	11:00	15:15	7:30	16:45
Peak Volume	195	587	201	591	191	705	213	718	232	648	201	639
P.H.F	0.7276	0.8787	0.6700	0.9292	0.7022	0.8813	0.8730	0.8930	0.8923	0.9529	0.7077	0.9397

AECOM

7:00-8:00 AM	163	543	178	544	163	602	160	617	168	641	166	589
7:15-8:15 AM	185	543	195	555	186	664	183	680	195	620	188	612
7:30-8:30 AM	195	587	201	557	191	705	198	699	220	644	201	638
7:45-8:45 AM	177	582	183	578	170	698	180	718	200	621	182	639
8:00-9:00 AM	150	565	147	591	148	683	161	713	150	614	151	633

4:00-5:00 PM	163	543	178	544	163	602	160	617	168	641	166	589
4:15-5:15 PM	185	543	195	555	186	664	183	680	195	620	188	612
4:30-5:30 PM	195	587	201	557	191	705	198	699	220	644	201	638
4:45-5:45 PM	177	582	183	578	170	698	180	718	200	621	182	639
5:00-6:00 PM	150	565	147	591	148	683	161	713	150	614	151	633

Client: AECOM SJ
 File Number: 2 - STOCKFARM RD EB-IN
 Route: STOCKFARM RD
 Location: E. of SAND HILL RD

Site Ref: 2
 Direction: EB-IN

Count Date	11/1/2021		11/2/2021		11/3/2021		11/4/2021		11/5/2021		Average	
Count Time	AM	PM	AM	PM	AM	PM	AM	PM	AM	PM	AM	PM
00:00	7	33	4	32	2	46	3	38	2	34	4	37
00:15	3	41	2	45	2	45	2	48	4	50	3	46
00:30	2	42	4	57	1	52	2	29	1	55	2	47
00:45	2	45	1	39	1	49	1	41	2	48	1	44
01:00	1	30	0	38	3	56	2	34	0	37	1	39
01:15	3	45	2	25	1	35	0	45	0	47	1	39
01:30	4	28	0	41	0	40	2	28	2	57	2	39
01:45	0	37	1	39	1	25	0	41	0	46	0	38
02:00	0	45	0	46	1	42	1	36	0	35	0	41
02:15	2	37	0	43	1	38	0	33	0	48	1	40
02:30	1	41	1	29	1	35	0	40	0	45	1	38
02:45	2	32	1	42	0	35	2	35	1	35	1	36
03:00	0	31	1	27	0	34	0	27	2	29	1	30
03:15	3	37	0	20	1	27	2	35	1	54	1	35
03:30	3	28	6	41	3	24	2	23	2	41	3	31
03:45	0	35	3	53	3	50	3	40	4	50	3	46
04:00	0	26	3	33	7	31	6	31	2	52	4	35
04:15	2	39	7	55	7	32	5	46	5	51	5	45
04:30	1	27	4	36	5	33	5	42	9	47	5	37
04:45	2	34	12	32	9	46	10	46	7	62	8	44
05:00	12	31	10	31	10	38	13	37	12	46	11	37
05:15	24	31	25	30	24	39	20	30	20	50	23	36
05:30	39	35	45	37	40	38	39	28	41	74	41	42
05:45	55	30	64	42	61	39	56	46	62	42	60	40
06:00	74	22	81	26	75	33	82	36	74	48	77	33
06:15	121	40	123	57	112	51	130	42	106	62	118	50
06:30	132	29	128	37	118	42	131	40	121	46	126	39
06:45	93	20	108	19	83	18	83	34	80	41	89	26
07:00	98	21	97	12	86	13	94	20	82	35	91	20
07:15	105	11	112	14	102	13	92	23	99	35	102	19
07:30	137	20	123	12	119	20	120	7	113	20	122	16
07:45	160	12	138	10	143	13	143	13	137	11	144	12
08:00	125	4	99	18	131	8	130	9	115	18	120	11
08:15	130	6	122	12	105	16	98	12	110	14	113	12
08:30	118	5	118	11	113	10	128	8	100	14	115	10
08:45	135	4	118	10	146	10	133	7	114	13	129	9
09:00	108	10	84	6	101	6	108	5	106	13	101	8
09:15	97	5	96	11	114	10	99	7	93	9	100	8
09:30	100	7	85	4	113	12	117	11	97	12	102	9
09:45	79	7	107	5	84	6	75	11	74	11	84	8
10:00	62	7	56	9	76	8	61	10	66	7	64	8
10:15	54	5	50	7	66	3	64	4	52	6	57	5
10:30	57	6	57	5	67	6	57	5	55	11	59	7
10:45	55	6	47	4	52	4	51	6	50	8	51	6
11:00	48	3	37	7	55	6	50	5	55	6	49	5
11:15	45	1	39	0	39	6	52	3	39	6	43	3
11:30	36	2	38	4	40	1	44	6	44	9	40	4
11:45	44	4	46	2	47	7	50	6	43	4	46	5
Totals	2381	1097	2305	1215	2371	1251	2368	1209	2204	1594	2324	1275
Day Total	3478		3520		3622		3577		3798		3599	
AM Pct	68.5%		65.5%		65.5%		66.2%		58.0%		64.6%	
Peak Hour	7:30	12:30	7:30	15:30	7:30	12:15	7:45	16:15	7:30	16:45	7:30	12:15
Peak Volume	552	162	482	182	498	202	499	171	475	232	499	176
P.H.F	0.8625	0.9000	0.8732	0.8273	0.8706	0.9018	0.8724	0.9293	0.8668	0.7838	0.8663	0.9362

AECOM

7:00-8:00 AM	500	126	470	156	450	142	449	165	431	212	459	161
7:15-8:15 AM	527	131	472	154	495	149	485	171	464	206	488	163
7:30-8:30 AM	552	123	482	129	498	156	491	155	475	205	499	154
7:45-8:45 AM	533	131	477	130	492	161	499	141	462	232	492	159
8:00-9:00 AM	508	127	457	140	495	154	489	141	439	212	477	155

4:00-5:00 PM	500	126	470	156	450	142	449	165	431	212	459	161
4:15-5:15 PM	527	131	472	154	495	149	485	171	464	206	488	163
4:30-5:30 PM	552	123	482	129	498	156	491	155	475	205	499	154
4:45-5:45 PM	533	131	477	130	492	161	499	141	462	232	492	159
5:00-6:00 PM	508	127	457	140	495	154	489	141	439	212	477	155

Client: AECOM SJ
 File Number: 2 - STOCKFARM RD WB-OUT
 Route: STOCKFARM RD
 Location: E. of SAND HILL RD

Site Ref: 2
 Direction: WB-OUT

Count Date	11/1/2021		11/2/2021		11/3/2021		11/4/2021		11/5/2021		Average	
Count Time	AM	PM	AM	PM	AM	PM	AM	PM	AM	PM	AM	PM
00:00	14	30	5	41	7	47	10	42	5	56	8	43
00:15	9	36	6	40	1	46	7	44	7	43	6	42
00:30	6	37	2	45	4	39	5	28	5	48	4	39
00:45	7	30	3	29	5	49	2	41	6	50	5	40
01:00	1	38	0	42	2	45	1	55	5	43	2	45
01:15	7	45	4	36	3	49	4	50	3	63	4	49
01:30	4	37	2	38	1	50	4	57	4	59	3	48
01:45	3	38	1	48	1	39	1	46	1	51	1	44
02:00	2	47	0	52	1	44	1	46	0	69	1	52
02:15	2	51	1	51	3	70	2	65	2	66	2	61
02:30	11	77	7	78	5	70	4	79	6	66	7	74
02:45	0	85	1	75	2	77	0	81	2	84	1	80
03:00	0	74	1	66	1	66	1	85	1	107	1	80
03:15	0	67	0	68	0	100	1	95	1	78	0	82
03:30	0	90	1	101	0	101	1	101	0	92	0	97
03:45	2	93	2	89	1	90	0	84	3	84	2	88
04:00	3	94	1	96	0	95	0	88	0	100	1	95
04:15	1	97	0	118	0	97	0	118	2	108	1	108
04:30	1	97	1	142	4	118	1	129	1	115	2	120
04:45	1	117	1	137	2	122	2	118	1	110	1	121
05:00	1	142	2	143	2	129	2	116	1	106	2	127
05:15	3	148	2	157	2	145	1	162	4	141	2	151
05:30	1	133	4	161	4	129	5	108	8	114	4	129
05:45	5	133	8	136	11	124	8	114	9	119	8	125
06:00	11	106	20	132	21	127	17	121	16	109	17	119
06:15	14	121	42	110	38	98	35	125	24	111	31	113
06:30	8	106	20	103	21	122	25	119	29	107	21	111
06:45	8	83	29	93	20	102	18	112	21	92	19	96
07:00	13	77	26	73	30	76	19	71	23	56	22	71
07:15	15	55	34	60	19	69	21	73	18	63	21	64
07:30	20	51	28	70	29	63	25	75	34	70	27	66
07:45	24	43	43	58	41	68	27	51	33	53	34	55
08:00	43	37	55	40	54	34	55	45	50	44	51	40
08:15	36	30	34	32	27	33	35	46	38	38	34	36
08:30	25	15	38	26	47	34	30	28	34	37	35	28
08:45	28	22	34	21	34	24	33	33	35	34	33	27
09:00	29	29	26	23	21	21	34	34	46	25	31	26
09:15	21	22	24	21	34	20	37	24	34	37	30	25
09:30	30	21	25	24	36	31	18	18	30	55	28	30
09:45	30	16	28	17	31	20	34	20	28	42	30	23
10:00	27	15	26	11	36	21	20	22	31	33	28	20
10:15	22	19	33	14	16	14	29	18	25	19	25	17
10:30	29	10	30	11	23	11	28	10	33	29	29	14
10:45	23	10	31	9	31	9	33	6	35	42	31	15
11:00	23	10	26	12	37	10	28	18	40	39	31	18
11:15	29	7	30	8	50	10	44	16	36	28	38	14
11:30	30	8	35	10	30	6	34	13	31	19	32	11
11:45	35	13	36	12	39	5	32	11	31	12	35	11
Totals	657	2762	808	2979	827	2969	774	3061	832	3166	781	2990
Day Total	3419		3787		3796		3835		3998		3771	
AM Pct	19.2%		21.3%		21.8%		20.2%		20.8%		20.7%	
Peak Hour	8:00	17:00	7:45	16:45	7:45	17:00	8:00	16:30	8:00	17:15	7:45	17:00
Peak Volume	132	556	170	598	169	527	153	525	157	483	154	532
P.H.F	0.7674	0.9392	0.7727	0.9286	0.7824	0.9086	0.6955	0.8102	0.7850	0.8564	0.7549	0.8808

AECOM

7:00-8:00 AM	72	405	131	493	119	432	92	453	108	433	104	444
7:15-8:15 AM	102	453	160	540	143	466	128	481	135	439	133	476
7:30-8:30 AM	123	504	160	579	151	514	142	525	155	472	146	519
7:45-8:45 AM	128	540	170	598	169	525	147	504	155	471	154	528
8:00-9:00 AM	132	556	161	597	162	527	153	500	157	480	153	532

4:00-5:00 PM	72	405	131	493	119	432	92	453	108	433	104	444
4:15-5:15 PM	102	453	160	540	143	466	128	481	135	439	133	476
4:30-5:30 PM	123	504	160	579	151	514	142	525	155	472	146	519
4:45-5:45 PM	128	540	170	598	169	525	147	504	155	471	154	528
5:00-6:00 PM	132	556	161	597	162	527	153	500	157	480	153	532

Client: AECOM SJ
 File Number: 3 - WELCH RD SB-IN
 Route: WELCH RD
 Location: N. of OAK RD

Site Ref: 3
 Direction: SB-IN

Count Date	11/1/2021		11/2/2021		11/3/2021		11/4/2021		11/5/2021		Average	
Count Time	AM	PM	AM	PM	AM	PM	AM	PM	AM	PM	AM	PM
00:00	4	35	2	28	0	24	3	32	4	29	3	30
00:15	1	29	1	24	4	29	3	26	3	32	2	28
00:30	5	35	2	40	1	33	4	40	5	30	3	36
00:45	0	35	2	45	3	42	1	38	1	34	1	39
01:00	1	34	1	30	1	28	7	24	8	31	4	29
01:15	1	35	1	20	2	30	4	38	1	39	2	32
01:30	2	32	0	34	0	44	2	31	2	43	1	37
01:45	1	31	2	25	1	33	1	28	1	30	1	29
02:00	1	32	3	29	0	36	2	25	1	27	1	30
02:15	0	36	4	39	9	35	7	39	4	28	5	35
02:30	1	42	3	40	27	45	27	47	26	43	17	43
02:45	3	22	0	32	0	37	2	42	0	40	1	35
03:00	2	35	0	42	0	35	0	29	1	28	1	34
03:15	1	38	0	26	2	30	1	35	0	31	1	32
03:30	2	53	0	27	0	44	1	40	3	35	1	40
03:45	1	44	0	38	2	39	1	39	1	42	1	40
04:00	3	42	0	37	1	41	2	27	1	28	1	35
04:15	5	48	0	41	0	34	2	46	0	47	1	43
04:30	5	36	0	39	3	36	1	39	2	23	2	35
04:45	9	43	0	37	1	47	4	47	4	42	4	43
05:00	9	54	0	39	5	48	10	43	6	36	6	44
05:15	7	46	0	37	11	55	6	49	7	50	6	47
05:30	17	62	0	42	7	37	8	28	10	43	8	42
05:45	27	54	0	44	12	36	21	48	14	43	15	45
06:00	27	45	0	35	18	52	18	45	16	48	16	45
06:15	29	25	0	65	44	71	39	58	42	57	31	55
06:30	39	43	0	50	27	66	38	54	32	51	27	53
06:45	41	25	0	28	19	27	26	23	26	29	22	26
07:00	47	19	0	33	23	30	15	25	19	32	21	28
07:15	30	22	0	24	31	27	22	36	28	36	22	29
07:30	66	20	0	21	32	23	26	38	21	30	29	26
07:45	52	20	0	20	33	18	27	15	37	28	30	20
08:00	49	15	0	14	43	17	29	6	29	15	30	13
08:15	41	8	0	13	34	8	38	19	39	13	30	12
08:30	49	9	0	4	38	10	31	8	32	8	30	8
08:45	47	8	0	8	47	6	38	13	56	10	38	9
09:00	37	4	0	7	35	7	47	12	24	14	29	9
09:15	37	11	0	14	25	8	30	6	25	10	23	10
09:30	45	8	0	10	29	7	27	10	30	13	26	10
09:45	44	7	29	8	25	7	36	14	25	9	32	9
10:00	40	5	27	7	29	9	28	8	28	10	30	8
10:15	35	7	28	7	36	6	23	9	30	7	30	7
10:30	29	8	22	11	34	6	21	12	26	0	26	7
10:45	32	4	24	7	29	8	30	7	29	0	29	5
11:00	30	6	24	7	27	4	28	5	28	0	27	4
11:15	24	10	25	3	29	3	30	5	20	0	26	4
11:30	31	9	26	6	27	7	27	5	23	0	27	5
11:45	19	5	30	5	32	2	26	1	30	0	27	3
Totals	1028	1296	256	1242	838	1327	820	1314	800	1274	746	1288
Day Total	2324		1498		2165		2134		2074		2034	
AM Pct	44.2%		17.1%		38.7%		38.4%		38.6%		36.7%	
Peak Hour	7:30	17:00	9:45	17:45	8:00	17:45	8:15	17:45	8:00	17:45	8:00	17:45
Peak Volume	208	216	106	194	162	225	154	205	156	199	128	198
P.H.F	0.7879	0.8710	0.9138	0.7462	0.8617	0.7923	0.8191	0.8836	0.6964	0.8728	0.8421	0.9000

AECOM

7:00-8:00 AM	195	169	0	154	119	158	90	159	105	140	102	156
7:15-8:15 AM	197	181	0	156	139	165	104	175	115	148	111	165
7:30-8:30 AM	208	179	0	152	142	186	120	178	126	151	119	169
7:45-8:45 AM	191	205	0	155	148	187	125	167	137	171	120	176
8:00-9:00 AM	186	216	0	162	162	176	136	168	156	172	128	178

4:00-5:00 PM	195	169	0	154	119	158	90	159	105	140	102	156
4:15-5:15 PM	197	181	0	156	139	165	104	175	115	148	111	165
4:30-5:30 PM	208	179	0	152	142	186	120	178	126	151	119	169
4:45-5:45 PM	191	205	0	155	148	187	125	167	137	171	120	176
5:00-6:00 PM	186	216	0	162	162	176	136	168	156	172	128	178

Client: AECOM SJ
 File Number: 3 - WELCH RD NB-OUT
 Route: WELCH RD
 Location: N. of OAK RD

Site Ref: 3
 Direction: NB-OUT

Count Date	11/1/2021		11/2/2021		11/3/2021		11/4/2021		11/5/2021		Average	
Count Time	AM	PM	AM	PM	AM	PM	AM	PM	AM	PM	AM	PM
00:00	5	32	4	32	3	27	1	32	4	23	3	29
00:15	1	33	2	23	3	24	4	15	3	31	3	25
00:30	4	42	2	36	1	31	0	21	2	37	2	33
00:45	1	44	7	33	1	28	1	35	0	33	2	35
01:00	1	32	1	26	1	34	3	31	1	31	1	31
01:15	2	41	2	29	1	38	3	25	1	37	2	34
01:30	2	35	1	25	1	33	1	33	5	25	2	30
01:45	2	38	2	29	1	21	5	20	1	20	2	26
02:00	2	41	1	30	1	33	2	17	3	35	2	31
02:15	1	37	6	31	6	29	7	28	4	36	5	32
02:30	3	44	24	26	2	31	3	25	3	22	7	30
02:45	1	33	0	32	2	29	1	28	3	34	1	31
03:00	2	40	0	34	1	36	1	42	0	43	1	39
03:15	1	40	0	34	1	30	1	40	0	55	1	40
03:30	1	61	0	52	1	49	4	40	2	53	2	51
03:45	2	53	0	45	1	30	2	42	3	43	2	43
04:00	0	50	0	44	2	56	5	39	2	43	2	46
04:15	5	62	0	46	5	41	6	47	3	40	4	47
04:30	6	43	0	47	4	38	6	46	4	55	4	46
04:45	8	56	0	31	9	39	10	42	9	40	7	42
05:00	7	63	0	48	7	40	7	55	8	42	6	50
05:15	10	50	0	49	10	31	12	48	10	37	8	43
05:30	19	61	0	38	22	35	18	36	17	38	15	42
05:45	23	45	0	35	27	34	18	36	28	39	19	38
06:00	33	49	0	28	29	30	29	32	33	32	25	34
06:15	35	61	0	29	29	26	32	30	35	32	26	36
06:30	43	60	0	26	27	22	31	27	33	25	27	32
06:45	39	38	0	19	24	17	33	23	41	28	27	25
07:00	35	29	0	20	40	15	34	20	36	18	29	20
07:15	32	18	0	17	21	21	36	34	31	27	24	23
07:30	51	33	0	11	52	10	40	17	43	17	37	18
07:45	54	22	0	22	49	15	48	17	42	15	39	18
08:00	43	23	0	14	32	17	33	19	35	8	29	16
08:15	57	15	0	8	32	3	37	8	30	19	31	11
08:30	56	11	0	10	59	5	51	3	53	7	44	7
08:45	28	14	0	8	48	9	38	11	42	5	31	9
09:00	27	7	0	5	41	3	50	7	45	9	33	6
09:15	38	13	0	5	40	12	33	9	35	10	29	10
09:30	35	15	0	9	40	10	43	11	29	12	29	11
09:45	34	14	37	10	40	2	42	3	36	7	38	7
10:00	30	10	34	3	30	10	36	7	30	8	32	8
10:15	21	13	29	3	44	2	41	7	41	2	35	5
10:30	25	15	35	2	25	4	33	5	29	0	29	5
10:45	37	10	25	1	25	1	26	2	22	0	27	3
11:00	30	11	28	4	29	4	23	4	28	0	28	5
11:15	33	16	34	6	21	7	29	7	31	0	30	7
11:30	31	7	32	9	20	9	21	8	32	0	27	7
11:45	24	5	34	2	34	6	25	2	26	0	29	3
Totals	980	1585	340	1126	944	1077	965	1136	954	1173	838	1220
Day Total	2565		1466		2021		2101		2127		2194	
AM Pct	38.2%		23.2%		46.7%		45.9%		44.9%		44.4%	
Peak Hour	7:45	16:45	9:45	15:30	8:30	15:30	8:15	16:30	8:30	15:00	7:45	15:30
Peak Volume	210	230	135	187	188	176	176	191	175	194	143	187
P.H.F	0.9211	0.9127	0.9122	0.8990	0.7966	0.7857	0.8627	0.8682	0.8255	0.8818	0.8125	0.9167

AECOM

7:00-8:00 AM	172	211	0	168	162	174	158	174	152	178	129	181
7:15-8:15 AM	180	224	0	172	154	158	157	190	151	177	129	185
7:30-8:30 AM	205	212	0	175	165	148	158	191	150	174	136	181
7:45-8:45 AM	210	230	0	166	172	145	169	181	160	157	143	177
8:00-9:00 AM	184	219	0	170	171	140	159	175	160	156	135	173

4:00-5:00 PM	172	211	0	168	162	174	158	174	152	178	129	181
4:15-5:15 PM	180	224	0	172	154	158	157	190	151	177	129	185
4:30-5:30 PM	205	212	0	175	165	148	158	191	150	174	136	181
4:45-5:45 PM	210	230	0	166	172	145	169	181	160	157	143	177
5:00-6:00 PM	184	219	0	170	171	140	159	175	160	156	135	173

Client: AECOM SJ
 File Number: 4 - QUARRY RD SB-IN
 Route: QUARRY RD
 Location: N. of QUARRY RD EXTENSION

Site Ref: 4
 Direction: SB-IN

Count Date	11/1/2021		11/2/2021		11/3/2021		11/4/2021		11/5/2021		Average	
Count Time	AM	PM	AM	PM	AM	PM	AM	PM	AM	PM	AM	PM
00:00	0	40	10	42	2	38	7	46	7	33	5	40
00:15	1	21	8	30	8	35	3	43	6	47	5	35
00:30	4	54	6	63	1	36	4	34	4	43	4	46
00:45	5	35	4	47	5	59	8	51	11	35	7	45
01:00	3	52	3	37	8	43	0	44	0	43	3	44
01:15	2	56	7	36	1	36	2	33	1	40	3	40
01:30	7	27	2	46	0	47	6	40	3	53	4	43
01:45	4	40	0	31	3	77	2	49	2	48	2	49
02:00	3	38	0	57	4	46	5	48	0	45	2	47
02:15	1	41	4	73	1	49	3	50	3	54	2	53
02:30	13	34	2	45	2	25	4	37	3	66	5	41
02:45	2	34	8	51	3	63	1	43	7	47	4	48
03:00	5	58	5	46	2	48	2	36	12	41	5	46
03:15	0	37	6	46	4	34	5	41	13	57	6	43
03:30	11	49	14	36	19	43	12	53	3	50	12	46
03:45	7	50	4	46	2	57	5	50	3	63	4	53
04:00	7	29	4	38	5	36	11	38	14	56	8	39
04:15	3	34	4	51	17	53	9	32	2	62	7	46
04:30	3	35	16	48	8	56	16	44	5	65	10	50
04:45	14	33	16	46	17	48	11	48	9	49	13	45
05:00	9	22	16	50	17	63	13	38	22	48	15	44
05:15	20	29	28	38	20	43	17	47	19	60	21	43
05:30	29	49	27	51	34	55	38	44	32	52	32	50
05:45	48	41	60	35	48	43	61	39	50	38	53	39
06:00	44	34	32	31	61	42	40	41	33	52	42	40
06:15	44	42	55	49	50	37	49	31	53	48	50	41
06:30	47	43	38	31	63	35	49	29	49	47	49	37
06:45	23	28	43	24	31	40	33	27	19	53	30	34
07:00	49	28	32	20	51	19	42	34	42	32	43	27
07:15	41	17	48	21	38	28	30	43	21	36	36	29
07:30	39	37	38	27	38	21	40	24	39	45	39	31
07:45	55	16	22	31	45	24	41	26	36	24	40	24
08:00	32	31	43	19	37	19	26	28	34	19	34	23
08:15	32	16	40	29	35	13	35	12	17	28	32	20
08:30	40	13	51	11	45	13	41	17	51	16	46	14
08:45	39	15	43	19	41	24	24	23	27	32	35	23
09:00	41	9	44	15	41	13	51	13	36	15	43	13
09:15	30	7	39	12	42	17	36	17	46	14	39	13
09:30	25	16	52	6	52	8	24	18	53	26	41	15
09:45	46	18	18	16	36	13	43	13	43	26	37	17
10:00	35	8	28	12	39	11	40	10	22	11	33	10
10:15	25	9	46	8	50	11	31	3	43	18	39	10
10:30	25	19	40	7	35	8	36	7	25	18	32	12
10:45	39	7	33	5	51	12	41	15	50	16	43	11
11:00	36	4	51	9	39	13	43	10	48	11	43	9
11:15	38	8	43	10	38	7	31	9	41	14	38	10
11:30	42	14	38	3	36	9	43	8	44	14	41	10
11:45	60	2	38	7	18	8	48	6	28	9	38	6
Totals	1128	1379	1209	1511	1243	1578	1162	1492	1131	1819	1175	1554
Day Total	2507		2720		2821		2654		2950		2729	
AM Pct	45.0%		44.4%		44.1%		43.8%		38.3%		43.1%	
Peak Hour	7:00	12:30	5:45	14:00	5:45	16:15	5:45	13:30	5:45	15:45	5:45	13:30
Peak Volume	184	197	185	226	222	220	199	187	185	246	194	192
P.H.F	0.8364	0.8795	0.7708	0.7740	0.8810	0.8730	0.8156	0.9350	0.8726	0.9462	0.9151	0.9057

AECOM

7:00-8:00 AM	184	131	140	183	172	193	153	162	138	232	158	180
7:15-8:15 AM	167	124	151	195	158	220	137	162	130	224	149	185
7:30-8:30 AM	158	119	143	182	155	210	142	177	126	222	145	182
7:45-8:45 AM	159	133	156	185	162	209	143	177	138	209	152	182
8:00-9:00 AM	143	141	177	174	158	204	126	168	129	198	147	176

4:00-5:00 PM	184	131	140	183	172	193	153	162	138	232	158	180
4:15-5:15 PM	167	124	151	195	158	220	137	162	130	224	149	185
4:30-5:30 PM	158	119	143	182	155	210	142	177	126	222	145	182
4:45-5:45 PM	159	133	156	185	162	209	143	177	138	209	152	182
5:00-6:00 PM	143	141	177	174	158	204	126	168	129	198	147	176

Client: AECOM SJ
 File Number: 4 - QUARRY RD NB-OUT
 Route: QUARRY RD
 Location: N. of QUARRY RD EXTENSION

Site Ref: 4
 Direction: NB-OUT

Count Date	11/1/2021		11/2/2021		11/3/2021		11/4/2021		11/5/2021		Average	
Count Time	AM	PM	AM	PM	AM	PM	AM	PM	AM	PM	AM	PM
00:00	11	48	15	46	15	40	11	32	1	59	11	45
00:15	13	37	4	62	4	28	11	58	10	37	8	44
00:30	6	41	9	43	9	69	14	41	13	35	10	46
00:45	0	37	12	64	7	44	6	60	11	36	7	48
01:00	1	35	6	60	7	57	11	49	3	56	6	51
01:15	0	49	10	41	5	43	0	43	4	36	4	42
01:30	10	52	11	50	6	69	5	56	3	71	7	60
01:45	1	29	4	48	2	35	6	40	12	39	5	38
02:00	5	57	0	41	4	59	6	50	6	46	4	51
02:15	5	38	6	40	5	43	1	46	0	63	3	46
02:30	1	54	2	75	1	61	8	59	4	64	3	63
02:45	7	48	5	59	1	48	0	36	9	64	4	51
03:00	0	43	4	51	6	57	3	52	14	60	5	53
03:15	3	63	7	57	0	69	7	48	0	64	3	60
03:30	6	68	10	74	7	64	2	48	13	42	8	59
03:45	4	48	9	65	6	45	10	54	7	58	7	54
04:00	11	49	4	58	7	70	11	53	7	51	8	56
04:15	1	51	0	61	7	66	4	60	6	61	4	60
04:30	12	59	11	76	6	69	12	46	13	61	11	62
04:45	13	41	12	60	20	72	15	77	15	63	15	63
05:00	8	64	7	70	18	74	5	76	18	53	11	67
05:15	9	50	12	85	11	58	12	82	16	74	12	70
05:30	26	60	19	60	16	58	17	56	9	69	17	61
05:45	18	85	25	73	25	62	24	67	23	77	23	73
06:00	26	48	33	40	32	41	32	40	32	46	31	43
06:15	25	48	38	43	49	66	34	36	34	37	36	46
06:30	48	55	51	42	51	51	55	49	56	52	52	50
06:45	51	42	65	50	63	43	62	50	43	44	57	46
07:00	49	43	53	27	45	47	58	33	59	31	53	36
07:15	35	24	28	35	32	40	35	30	31	41	32	34
07:30	53	40	72	38	52	30	36	40	41	41	51	38
07:45	42	19	36	26	54	32	44	24	45	31	44	26
08:00	36	37	54	23	41	20	55	30	46	17	46	25
08:15	48	22	44	35	46	20	42	24	42	27	44	26
08:30	30	11	44	33	43	18	49	26	35	23	40	22
08:45	36	21	34	23	34	18	31	18	37	31	34	22
09:00	41	14	48	18	37	14	48	26	38	13	42	17
09:15	26	17	44	26	32	17	30	29	36	51	34	28
09:30	38	12	22	4	34	19	29	17	39	20	32	14
09:45	25	10	35	12	40	32	29	8	40	30	34	18
10:00	25	13	38	13	32	11	36	22	46	17	35	15
10:15	20	15	41	6	31	21	28	14	21	21	28	15
10:30	47	9	40	12	49	23	39	2	37	26	42	14
10:45	38	9	50	12	26	10	45	9	39	46	40	17
11:00	50	13	37	11	56	14	42	18	31	21	43	15
11:15	32	15	25	25	27	13	36	16	36	40	31	22
11:30	39	25	58	14	47	32	42	17	45	23	46	22
11:45	47	12	51	13	53	12	56	19	50	16	51	14
Totals	1078	1780	1245	2000	1201	2004	1194	1886	1176	2084	1174	1948
Day Total	2858		3245		3205		3080		3260		3122	
AM Pct	37.7%		38.4%		37.5%		38.8%		36.1%		37.6%	
Peak Hour	6:45	17:00	6:45	16:30	6:15	16:15	6:30	16:45	6:15	17:00	6:15	17:00
Peak Volume	188	259	218	291	208	281	210	291	192	273	198	271
P.H.F	0.8868	0.7618	0.7569	0.8559	0.8254	0.9493	0.8468	0.8872	0.8136	0.8864	0.8684	0.9281

AECOM

7:00-8:00 AM	179	200	189	255	183	277	173	236	176	236	180	241
7:15-8:15 AM	166	215	190	267	179	281	170	259	163	238	173	252
7:30-8:30 AM	179	214	206	291	193	273	177	281	174	251	185	262
7:45-8:45 AM	156	215	178	275	184	262	190	291	168	259	174	261
8:00-9:00 AM	150	259	176	288	164	252	177	281	160	273	164	271

4:00-5:00 PM	179	200	189	255	183	277	173	236	176	236	180	241
4:15-5:15 PM	166	215	190	267	179	281	170	259	163	238	173	252
4:30-5:30 PM	179	214	206	291	193	273	177	281	174	251	185	262
4:45-5:45 PM	156	215	178	275	184	262	190	291	168	259	174	261
5:00-6:00 PM	150	259	176	288	164	252	177	281	160	273	164	271

Client: AECOM SJ
 File Number: 5 - PALM DR SB-IN
 Route: PALM DR
 Location: S. of ARBORETUM RD

Site Ref: 5
 Direction: SB-IN

Count Date	11/1/2021		11/2/2021		11/3/2021		11/4/2021		11/5/2021		Average	
Count Time	AM	PM	AM	PM	AM	PM	AM	PM	AM	PM	AM	PM
00:00	3	43	6	53	9	57	4	46	23	59	9	52
00:15	3	43	4	55	2	63	3	60	18	59	6	56
00:30	3	46	5	46	3	45	7	54	9	53	5	49
00:45	2	43	0	46	3	56	1	55	10	69	3	54
01:00	1	49	0	40	3	64	2	71	4	70	2	59
01:15	2	51	3	44	0	46	1	53	14	85	4	56
01:30	1	46	1	56	1	48	1	45	10	50	3	49
01:45	1	42	3	55	1	44	5	52	2	74	2	53
02:00	1	45	1	40	0	43	3	49	1	74	1	50
02:15	2	39	3	50	2	55	3	47	2	63	2	51
02:30	2	49	0	49	2	52	0	48	1	60	1	52
02:45	1	58	1	40	1	45	3	59	1	57	1	52
03:00	1	59	2	54	1	46	1	58	1	77	1	59
03:15	3	41	2	57	2	47	4	43	2	75	3	53
03:30	4	38	2	55	3	66	2	55	4	84	3	60
03:45	3	51	6	68	9	69	6	58	6	88	6	67
04:00	3	55	5	57	8	61	5	70	5	113	5	71
04:15	6	46	8	57	7	65	8	41	8	116	7	65
04:30	9	51	15	51	10	41	10	60	12	113	11	63
04:45	19	69	22	59	19	70	22	74	20	78	20	70
05:00	24	49	24	60	29	58	24	57	24	93	25	63
05:15	24	47	23	62	30	59	25	68	37	88	28	65
05:30	40	60	49	56	49	62	51	72	47	94	47	69
05:45	50	56	52	65	47	65	48	80	63	120	52	77
06:00	39	44	49	58	60	53	42	64	45	113	47	66
06:15	53	53	61	57	59	47	65	62	57	103	59	64
06:30	64	38	63	57	63	69	56	69	70	94	63	65
06:45	63	44	55	50	70	62	70	79	52	110	62	69
07:00	47	46	60	60	44	49	44	60	62	96	51	62
07:15	55	40	53	36	53	39	45	67	46	80	50	52
07:30	60	37	65	29	59	37	46	41	60	89	58	47
07:45	69	41	44	29	65	35	83	43	71	62	66	42
08:00	71	27	74	20	74	19	75	31	72	50	73	29
08:15	92	32	98	35	98	24	107	36	80	54	95	36
08:30	92	31	96	31	116	28	101	23	76	47	96	32
08:45	100	21	113	23	109	26	101	36	107	50	106	31
09:00	91	22	89	34	93	28	122	31	90	42	97	31
09:15	103	30	84	38	85	32	107	29	89	59	94	38
09:30	78	24	76	27	78	28	106	23	74	50	82	30
09:45	64	25	54	22	72	20	78	30	78	32	69	26
10:00	63	20	66	29	76	29	63	31	52	21	64	26
10:15	52	15	57	20	74	10	59	33	59	33	60	22
10:30	52	14	54	12	68	19	45	31	62	17	56	19
10:45	53	10	55	9	47	17	68	13	63	32	57	16
11:00	51	8	57	9	59	12	72	16	47	27	57	14
11:15	52	8	38	7	71	7	57	10	68	13	57	9
11:30	46	9	54	5	63	6	55	7	70	22	58	10
11:45	52	4	54	7	45	7	63	17	90	18	61	11
Totals	1770	1819	1806	1979	1942	2030	1969	2257	1964	3226	1885	2262
Day Total	3589		3785		3972		4226		5190		4147	
AM Pct	49.3%		47.7%		48.9%		46.6%		37.8%		45.5%	
Peak Hour	8:30	16:45	8:15	17:00	8:15	15:30	8:45	17:15	8:30	15:45	8:15	17:15
Peak Volume	386	225	396	243	416	261	436	284	362	430	394	277
P.H.F	0.9369	0.8152	0.8761	0.9346	0.8966	0.9457	0.8934	0.8875	0.8458	0.9267	0.9292	0.8994

AECOM

7:00-8:00 AM	231	221	222	224	221	237	218	245	239	420	225	269
7:15-8:15 AM	255	215	236	227	251	234	249	232	249	400	247	261
7:30-8:30 AM	292	216	281	232	296	228	311	259	283	372	292	261
7:45-8:45 AM	324	225	312	237	353	249	366	271	299	353	330	267
8:00-9:00 AM	355	212	381	243	397	244	384	277	335	395	370	274

4:00-5:00 PM	231	221	222	224	221	237	218	245	239	420	225	269
4:15-5:15 PM	255	215	236	227	251	234	249	232	249	400	247	261
4:30-5:30 PM	292	216	281	232	296	228	311	259	283	372	292	261
4:45-5:45 PM	324	225	312	237	353	249	366	271	299	353	330	267
5:00-6:00 PM	355	212	381	243	397	244	384	277	335	395	370	274

Client: AECOM SJ
 File Number: 5 - PALM DR NB-OUT
 Route: PALM DR
 Location: S. of ARBORETUM RD

Site Ref: 5
 Direction: OUT

Count Date	11/1/2021		11/2/2021		11/3/2021		11/4/2021		11/5/2021		Average	
Count Time	AM	PM	AM	PM	AM	PM	AM	PM	AM	PM	AM	PM
00:00	4	32	5	39	3	43	8	39	12	59	6	42
00:15	3	29	4	38	3	33	6	32	9	46	5	36
00:30	3	28	5	38	3	30	4	32	8	33	5	32
00:45	2	34	3	32	3	25	8	43	7	49	5	37
01:00	2	37	10	42	13	45	11	43	12	45	10	42
01:15	2	45	5	29	2	36	3	22	2	38	3	34
01:30	1	41	1	33	4	33	5	46	4	60	3	43
01:45	1	36	4	33	0	45	2	34	0	45	1	39
02:00	1	35	1	41	3	53	3	50	4	49	2	46
02:15	1	46	4	49	3	49	4	44	3	46	3	47
02:30	8	59	10	51	10	56	11	60	10	79	10	61
02:45	1	46	3	36	1	42	1	33	1	41	1	40
03:00	1	47	1	56	1	43	1	59	2	57	1	52
03:15	0	58	0	56	0	95	1	71	3	62	1	68
03:30	0	70	1	55	0	73	0	58	0	57	0	63
03:45	0	55	0	44	1	61	0	59	0	74	0	59
04:00	1	46	0	58	0	57	1	50	1	83	1	59
04:15	1	47	1	53	1	76	0	56	0	65	1	59
04:30	8	48	10	54	10	64	8	65	13	74	10	61
04:45	1	64	2	84	2	77	1	76	1	73	1	75
05:00	1	85	0	87	0	97	0	88	1	84	0	88
05:15	2	70	2	92	2	79	2	93	3	114	2	90
05:30	1	67	2	82	3	67	4	70	3	76	3	72
05:45	4	55	3	66	3	76	3	88	1	79	3	73
06:00	2	51	3	74	6	71	5	68	4	69	4	67
06:15	5	58	6	86	6	83	5	69	3	90	5	77
06:30	9	56	11	66	7	59	12	64	11	95	10	68
06:45	14	42	14	63	17	60	7	60	10	73	12	60
07:00	17	61	18	48	29	56	20	66	19	46	21	55
07:15	16	47	25	46	14	61	20	71	16	61	18	57
07:30	16	60	15	47	18	45	28	34	21	53	20	48
07:45	22	45	15	38	23	43	25	51	17	39	20	43
08:00	15	28	19	35	21	50	16	29	16	33	17	35
08:15	17	26	21	21	19	26	26	36	16	43	20	30
08:30	18	26	21	22	19	26	15	32	11	36	17	28
08:45	20	19	19	11	16	29	17	32	12	30	17	24
09:00	16	23	20	24	17	16	16	79	14	46	17	38
09:15	21	15	27	10	21	16	19	41	21	71	22	31
09:30	19	20	19	21	18	32	22	32	16	34	19	28
09:45	19	14	25	22	29	17	17	44	29	6	24	21
10:00	18	10	16	15	18	11	19	30	25	3	19	14
10:15	21	19	27	10	18	17	20	12	18	2	21	12
10:30	21	12	17	15	24	13	18	15	24	3	21	12
10:45	28	8	27	7	36	4	27	14	31	7	30	8
11:00	25	4	27	8	17	17	25	22	35	8	26	12
11:15	27	14	27	12	25	15	30	17	27	5	27	13
11:30	29	8	32	12	36	9	38	11	37	5	34	9
11:45	34	9	41	6	28	12	44	10	40	3	37	8
Totals	498	1855	569	1967	553	2143	578	2250	573	2349	555	2116
Day Total	2353		2536		2696		2828		2922		2671	
AM Pct	21.2%		22.4%		20.5%		20.4%		19.6%		20.8%	
Peak Hour	11:00	16:45	11:00	16:45	10:45	16:45	11:00	17:00	11:00	17:00	11:00	16:45
Peak Volume	115	286	127	345	114	320	137	339	139	353	124	325
P.H.F	0.8456	0.8412	0.7744	0.9375	0.7917	0.8247	0.7784	0.9113	0.8688	0.7741	0.8378	0.9028

AECOM

7:00-8:00 AM	71	205	73	249	84	274	93	247	73	295	79	254
7:15-8:15 AM	69	244	74	278	76	314	89	285	70	296	75	283
7:30-8:30 AM	70	267	70	317	81	317	95	322	70	345	77	314
7:45-8:45 AM	72	286	76	345	82	320	82	327	60	347	74	325
8:00-9:00 AM	70	277	80	327	75	319	74	339	55	353	71	323

4:00-5:00 PM	71	205	73	249	84	274	93	247	73	295	79	254
4:15-5:15 PM	69	244	74	278	76	314	89	285	70	296	75	283
4:30-5:30 PM	70	267	70	317	81	317	95	322	70	345	77	314
4:45-5:45 PM	72	286	76	345	82	320	82	327	60	347	74	325
5:00-6:00 PM	70	277	80	327	75	319	74	339	55	353	71	323

Client: AECOM SJ
 File Number: 6 - LAUSEN ST NB-OUT
 Route: LAUSEN ST
 Location: S. of ARBORETUM RD

Site Ref: 6
 Direction: NB-OUT

Count Date	11/1/2021		11/2/2021		11/3/2021		11/4/2021		11/5/2021		Average	
Count Time	AM	PM	AM	PM	AM	PM	AM	PM	AM	PM	AM	PM
00:00	0	8	0	5	2	7	0	4	2	8	1	6
00:15	0	2	0	3	0	6	0	2	2	4	0	3
00:30	0	0	0	3	1	5	0	9	0	2	0	4
00:45	0	6	0	6	1	2	0	5	0	8	0	5
01:00	0	1	0	1	0	5	0	1	0	1	0	2
01:15	0	0	0	3	0	10	0	7	0	5	0	5
01:30	0	3	0	10	0	6	0	3	0	4	0	5
01:45	0	4	0	6	0	1	0	5	1	11	0	5
02:00	0	1	0	6	0	8	0	4	0	5	0	5
02:15	0	2	0	0	1	1	0	4	0	4	0	2
02:30	0	0	0	2	0	1	0	3	0	6	0	2
02:45	0	2	0	2	0	1	0	3	0	10	0	4
03:00	0	5	0	1	0	3	0	4	0	11	0	5
03:15	0	6	0	0	0	8	0	3	0	6	0	5
03:30	0	2	0	4	0	2	0	1	0	8	0	3
03:45	0	0	1	2	0	2	0	4	0	10	0	4
04:00	0	5	0	5	0	8	0	10	0	15	0	9
04:15	2	3	0	12	0	3	0	3	0	20	0	8
04:30	0	5	0	8	0	2	0	2	0	11	0	6
04:45	0	6	0	4	0	3	0	5	0	10	0	6
05:00	0	4	0	4	0	3	0	3	0	17	0	6
05:15	0	3	0	2	1	7	3	4	0	19	1	7
05:30	0	7	1	5	1	2	1	0	0	12	1	5
05:45	1	4	1	4	0	3	1	3	1	17	1	6
06:00	0	2	0	3	0	6	0	3	0	7	0	4
06:15	0	2	1	4	2	1	0	4	2	11	1	4
06:30	0	2	0	2	12	4	1	2	2	12	3	4
06:45	0	1	0	3	0	1	2	1	1	14	1	4
07:00	2	1	0	3	2	1	0	3	0	22	1	6
07:15	0	0	11	1	1	1	2	0	5	12	4	3
07:30	0	0	4	1	1	1	1	0	1	12	1	3
07:45	1	0	2	2	0	0	2	1	1	9	1	2
08:00	1	1	2	0	1	3	3	1	2	3	2	2
08:15	1	1	1	0	4	2	1	1	3	17	2	4
08:30	1	0	1	2	0	0	1	0	3	11	1	3
08:45	3	1	3	2	2	0	1	0	3	17	2	4
09:00	0	4	3	3	1	0	1	17	3	34	2	12
09:15	1	4	2	1	2	0	1	2	1	61	1	14
09:30	2	0	2	3	0	0	2	2	4	38	2	9
09:45	1	1	0	0	1	0	0	1	6	20	2	4
10:00	0	0	1	0	3	1	0	0	3	21	1	4
10:15	3	2	4	0	1	0	1	0	4	36	3	8
10:30	0	0	1	0	1	0	1	0	2	25	1	5
10:45	1	0	1	0	1	0	0	2	3	34	1	7
11:00	0	0	2	0	0	0	2	1	5	14	2	3
11:15	3	0	2	0	1	1	2	0	2	23	2	5
11:30	1	0	2	0	3	0	2	0	8	36	3	7
11:45	0	0	5	0	4	0	3	0	8	15	4	3
Totals	24	101	53	128	50	121	34	133	78	728	47	242
Day Total	125		181		171		167		806		289	
AM Pct	19.2%		29.3%		29.2%		20.4%		9.7%		16.3%	
Peak Hour	8:00	16:45	7:15	16:00	6:15	13:15	11:00	12:30	11:00	21:00	11:00	20:45
Peak Volume	6	20	19	29	16	25	9	22	23	153	11	39
P.H.F	0.5000	0.7143	0.4318	0.6042	0.3333	0.6250	0.7500	0.6111	0.7188	0.6270	0.6875	0.6964

AECOM

7:00-8:00 AM	3	19	17	29	4	16	5	20	7	56	7	29
7:15-8:15 AM	2	18	19	28	3	11	8	13	9	58	8	26
7:30-8:30 AM	3	18	9	18	6	15	7	14	7	57	6	25
7:45-8:45 AM	4	20	6	15	5	15	7	12	9	58	6	24
8:00-9:00 AM	6	18	7	15	7	15	6	10	11	65	7	24

4:00-5:00 PM	3	19	17	29	4	16	5	20	7	56	7	29
4:15-5:15 PM	2	18	19	28	3	11	8	13	9	58	8	26
4:30-5:30 PM	3	18	9	18	6	15	7	14	7	57	6	25
4:45-5:45 PM	4	20	6	15	5	15	7	12	9	58	6	24
5:00-6:00 PM	6	18	7	15	7	15	6	10	11	65	7	24

Client: AECOM SJ
 File Number: 7 - GALVEZ ST SB-IN
 Route: GALVEZ ST
 Location: S. of ARBORETUM RD

Site Ref: 7
 Direction: SB-IN

Count Date	11/1/2021		11/2/2021		11/3/2021		11/4/2021		11/5/2021		Average	
Count Time	AM	PM	AM	PM	AM	PM	AM	PM	AM	PM	AM	PM
00:00	6	45	6	41	2	44	2	58	13	55	6	49
00:15	5	47	4	67	3	46	4	56	10	51	5	53
00:30	4	48	6	52	2	43	2	55	3	55	3	51
00:45	4	44	4	42	0	66	4	58	5	58	3	54
01:00	3	55	1	40	2	48	2	42	5	64	3	50
01:15	7	48	3	55	0	57	6	57	2	60	4	55
01:30	2	39	5	36	1	40	3	60	4	57	3	46
01:45	2	30	1	38	1	41	1	55	3	78	2	48
02:00	6	34	1	35	5	49	3	43	2	47	3	42
02:15	3	35	4	43	0	33	3	46	2	59	2	43
02:30	6	42	0	53	0	33	3	35	2	72	2	47
02:45	1	39	2	46	0	43	0	55	0	68	1	50
03:00	0	48	0	58	1	33	0	48	0	75	0	52
03:15	1	41	0	40	2	47	0	45	3	66	1	48
03:30	1	53	2	46	4	44	1	48	2	91	2	56
03:45	2	50	1	53	0	70	0	24	1	87	1	57
04:00	1	36	1	61	0	62	2	37	1	74	1	54
04:15	3	49	3	60	2	56	3	46	3	104	3	63
04:30	3	32	7	72	3	57	7	74	5	88	5	65
04:45	11	52	7	63	9	71	10	73	6	93	9	70
05:00	10	59	9	50	12	51	9	66	8	89	10	63
05:15	17	55	19	64	19	78	27	78	25	77	21	70
05:30	31	74	39	72	29	64	39	52	27	96	33	72
05:45	50	78	52	60	45	67	39	87	53	78	48	74
06:00	32	48	35	57	32	50	42	71	41	91	36	63
06:15	48	57	55	58	46	58	45	77	45	74	48	65
06:30	53	57	68	46	59	48	43	96	49	98	54	69
06:45	63	41	73	48	54	47	55	90	55	97	60	65
07:00	48	33	45	44	53	38	32	72	37	101	43	58
07:15	58	43	57	41	63	34	44	70	42	80	53	54
07:30	60	31	72	34	54	33	59	44	68	65	63	41
07:45	82	33	66	49	89	37	100	39	59	50	79	42
08:00	81	29	53	29	76	30	63	30	63	49	67	33
08:15	72	21	74	26	74	39	78	17	58	49	71	30
08:30	78	22	94	23	86	23	79	32	70	42	81	28
08:45	53	25	80	22	88	19	88	34	62	24	74	25
09:00	95	23	87	30	78	20	90	24	73	28	85	25
09:15	70	25	66	16	68	24	87	22	72	35	73	24
09:30	75	10	69	18	79	21	105	14	66	25	79	18
09:45	73	11	64	18	74	15	68	14	79	20	72	16
10:00	59	13	60	9	59	21	73	11	57	9	62	13
10:15	60	4	44	8	54	11	57	13	54	3	54	8
10:30	48	5	39	10	66	12	57	7	67	1	55	7
10:45	31	8	55	9	52	8	72	11	48	0	52	7
11:00	51	3	43	7	36	8	68	9	54	12	50	8
11:15	44	3	55	4	37	12	53	8	59	23	50	10
11:30	33	9	56	6	58	3	43	13	50	19	48	10
11:45	48	7	69	12	40	8	62	5	59	15	56	9
Totals	1594	1694	1656	1871	1617	1862	1733	2121	1572	2752	1636	2060
Day Total	3288		3527		3479		3854		4324		3696	
AM Pct	48.5%		47.0%		46.5%		45.0%		36.4%		44.3%	
Peak Hour	7:45	17:00	8:15	16:00	8:15	16:45	8:45	18:15	9:00	18:30	8:30	17:00
Peak Volume	313	266	335	256	326	264	370	335	290	376	313	279
P.H.F	0.9543	0.8526	0.8910	0.8889	0.9261	0.8462	0.8810	0.8724	0.9177	0.9307	0.9206	0.9426

AECOM

7:00-8:00 AM	248	169	240	256	259	246	235	230	206	359	238	252
7:15-8:15 AM	281	192	248	245	282	235	266	259	232	374	262	261
7:30-8:30 AM	295	198	265	249	293	257	300	291	248	347	280	268
7:45-8:45 AM	313	240	287	249	325	264	320	269	250	355	298	275
8:00-9:00 AM	284	266	301	246	324	260	308	283	253	340	293	279

4:00-5:00 PM	248	169	240	256	259	246	235	230	206	359	238	252
4:15-5:15 PM	281	192	248	245	282	235	266	259	232	374	262	261
4:30-5:30 PM	295	198	265	249	293	257	300	291	248	347	280	268
4:45-5:45 PM	313	240	287	249	325	264	320	269	250	355	298	275
5:00-6:00 PM	284	266	301	246	324	260	308	283	253	340	293	279

Client: AECOM SJ
 File Number: 7 - GALVEZ ST NB-OUT
 Route: GALVEZ ST
 Location: S. of ARBORETUM RD

Site Ref: 7
 Direction: NB-OUT

Count Date	11/1/2021		11/2/2021		11/3/2021		11/4/2021		11/5/2021		Average	
Count Time	AM	PM	AM	PM	AM	PM	AM	PM	AM	PM	AM	PM
00:00	8	39	3	70	6	55	7	56	10	62	7	56
00:15	7	34	8	49	6	42	6	40	7	63	7	46
00:30	5	37	3	50	5	49	3	54	2	57	4	49
00:45	5	45	4	53	3	37	2	55	8	44	4	47
01:00	6	46	1	78	3	56	2	71	10	63	4	63
01:15	8	43	5	48	7	56	8	55	4	51	6	51
01:30	4	59	5	75	1	65	6	71	4	83	4	71
01:45	4	66	6	64	4	44	5	60	6	51	5	57
02:00	3	61	5	55	7	58	6	66	12	70	7	62
02:15	5	61	3	59	1	58	1	61	3	70	3	62
02:30	5	93	10	81	9	94	6	89	6	102	7	92
02:45	5	60	5	64	4	63	5	53	3	88	4	66
03:00	2	70	2	63	1	61	1	63	0	78	1	67
03:15	3	90	0	82	1	105	1	95	2	97	1	94
03:30	1	89	0	93	1	77	0	94	3	96	1	90
03:45	0	71	2	86	3	67	1	76	1	84	1	77
04:00	3	60	2	82	0	86	3	79	3	78	2	77
04:15	2	76	5	97	2	116	4	88	4	117	3	99
04:30	5	83	3	93	2	94	3	100	4	102	3	94
04:45	3	101	2	95	4	106	1	111	4	74	3	97
05:00	3	115	3	127	2	121	7	134	1	111	3	122
05:15	3	92	3	117	1	107	5	142	4	103	3	112
05:30	4	113	3	116	2	128	3	81	4	127	3	113
05:45	6	79	5	91	2	96	5	92	3	104	4	92
06:00	13	101	6	90	4	119	7	92	7	71	7	95
06:15	8	86	3	106	9	97	6	104	6	108	6	100
06:30	9	97	7	87	7	103	8	111	18	98	10	99
06:45	22	58	14	55	12	78	14	87	13	88	15	73
07:00	16	75	22	66	17	71	21	69	21	74	19	71
07:15	22	60	14	68	23	89	16	83	21	76	19	75
07:30	21	79	17	67	16	70	29	73	20	78	21	73
07:45	23	72	32	64	26	73	23	62	17	85	24	71
08:00	36	57	33	53	29	60	34	40	31	57	33	53
08:15	31	45	30	47	21	44	25	57	29	63	27	51
08:30	21	29	39	33	30	53	39	49	29	40	32	41
08:45	31	20	43	21	40	39	23	161	40	40	35	56
09:00	28	34	31	35	27	41	26	171	31	61	29	68
09:15	26	41	25	41	28	37	29	81	15	79	25	56
09:30	35	25	32	18	40	33	27	43	41	79	35	40
09:45	33	12	31	28	25	24	38	34	47	55	35	31
10:00	39	25	34	13	25	33	30	36	44	47	34	31
10:15	33	12	31	15	30	18	36	24	35	53	33	24
10:30	32	18	30	15	52	18	37	20	31	37	36	22
10:45	30	11	38	14	37	16	46	19	40	37	38	19
11:00	38	3	43	13	37	14	55	8	50	45	45	17
11:15	45	6	52	12	31	7	37	9	43	55	42	18
11:30	41	9	42	5	38	7	58	12	49	50	46	17
11:45	41	5	61	4	36	3	61	4	60	40	52	11
Totals	774	2663	798	2858	717	2988	816	3335	846	3491	788	3068
Day Total	3437		3656		3705		4151		4337		3856	
AM Pct	22.5%		21.8%		19.4%		19.7%		19.5%		20.4%	
Peak Hour	11:00	16:45	11:00	16:45	10:30	16:45	11:00	16:30	11:00	17:00	11:00	16:45
Peak Volume	165	421	198	455	157	462	211	487	202	445	185	444
P.H.F	0.9167	0.9152	0.8115	0.8957	0.7548	0.9023	0.8648	0.8574	0.8417	0.8760	0.8894	0.9098

AECOM

7:00-8:00 AM	82	320	85	367	82	402	89	378	79	371	83	367
7:15-8:15 AM	102	375	96	412	94	437	102	433	89	404	97	412
7:30-8:30 AM	111	391	112	432	92	428	111	487	97	390	105	425
7:45-8:45 AM	111	421	134	455	106	462	121	468	106	415	116	444
8:00-9:00 AM	119	399	145	451	120	452	121	449	129	445	127	439

4:00-5:00 PM	82	320	85	367	82	402	89	378	79	371	83	367
4:15-5:15 PM	102	375	96	412	94	437	102	433	89	404	97	412
4:30-5:30 PM	111	391	112	432	92	428	111	487	97	390	105	425
4:45-5:45 PM	111	421	134	455	106	462	121	468	106	415	116	444
5:00-6:00 PM	119	399	145	451	120	452	121	449	129	445	127	439

Client: AECOM SJ
 File Number: 8 - SERRA ST SB-IN
 Route: SERRA ST
 Location: SW. of EL CAMINO REAL

Site Ref: 8
 Direction: SB-IN

Count Date	11/1/2021		11/2/2021		11/3/2021		11/4/2021		11/5/2021		Average	
Count Time	AM	PM	AM	PM	AM	PM	AM	PM	AM	PM	AM	PM
00:00	16	44	14	49	18	49	12	33	18	51	16	45
00:15	16	24	6	56	15	46	9	29	18	44	13	40
00:30	18	40	11	37	17	50	12	59	19	60	15	49
00:45	14	39	10	56	22	50	8	52	13	49	13	49
01:00	10	41	11	48	14	54	10	50	15	51	12	49
01:15	12	51	8	56	9	48	4	57	10	53	9	53
01:30	9	30	8	64	1	42	4	42	7	43	6	44
01:45	13	42	3	40	4	41	3	40	9	56	6	44
02:00	6	38	1	34	3	33	4	46	9	45	5	39
02:15	6	50	2	51	5	42	4	43	5	50	4	47
02:30	7	40	6	32	2	30	1	29	2	42	4	35
02:45	9	39	1	46	1	40	4	40	7	59	4	45
03:00	1	36	3	28	1	41	3	42	4	65	2	42
03:15	4	33	1	40	2	39	1	36	3	64	2	42
03:30	2	31	2	56	1	31	0	44	0	71	1	47
03:45	1	47	1	43	0	38	0	41	5	57	1	45
04:00	5	33	4	47	2	48	6	49	5	59	4	47
04:15	5	39	4	57	4	39	2	46	5	86	4	53
04:30	7	58	7	54	10	47	6	48	9	72	8	56
04:45	7	46	6	51	6	54	4	59	11	72	7	56
05:00	9	39	6	54	3	47	7	57	4	62	6	52
05:15	12	49	17	54	11	53	13	53	17	76	14	57
05:30	20	60	14	51	21	46	20	57	18	89	19	61
05:45	29	59	36	56	36	57	36	60	33	75	34	61
06:00	17	51	16	62	12	56	12	80	17	87	15	67
06:15	19	54	22	64	24	50	21	79	23	74	22	64
06:30	27	36	30	57	25	53	24	82	28	86	27	63
06:45	25	54	17	73	26	37	23	68	28	83	24	63
07:00	27	57	21	43	15	46	17	72	28	92	22	62
07:15	26	47	27	44	22	51	32	55	32	77	28	55
07:30	39	41	34	46	55	42	41	64	49	65	44	52
07:45	75	44	51	38	51	63	61	60	59	60	59	53
08:00	45	33	49	42	41	46	55	56	66	49	51	45
08:15	55	37	52	41	46	41	62	54	63	53	56	45
08:30	73	36	65	49	74	55	60	36	59	44	66	44
08:45	65	45	67	39	61	25	68	61	63	49	65	44
09:00	58	49	52	46	46	48	62	56	60	69	56	54
09:15	62	36	42	44	54	35	57	40	58	59	55	43
09:30	45	26	52	47	54	37	57	41	60	52	54	41
09:45	64	29	59	29	49	30	51	42	67	51	58	36
10:00	30	22	42	36	45	32	38	40	47	51	40	36
10:15	38	21	43	35	38	22	44	46	56	50	44	35
10:30	37	20	42	26	46	25	39	32	53	46	43	30
10:45	42	18	42	25	43	26	49	37	58	54	47	32
11:00	42	14	46	21	47	30	40	23	54	46	46	27
11:15	47	24	44	29	35	8	46	23	45	29	43	23
11:30	36	12	38	23	44	14	51	23	61	33	46	21
11:45	53	13	53	17	41	11	57	21	50	25	51	17
Totals	1285	1827	1188	2136	1202	1948	1240	2303	1430	2835	1271	2210
Day Total	3112		3324		3150		3543		4265		3481	
AM Pct	41.3%		35.7%		38.2%		35.0%		33.5%		36.5%	
Peak Hour	8:30	17:30	8:15	18:00	8:30	17:45	8:15	18:00	8:00	18:30	8:15	18:00
Peak Volume	258	224	236	256	235	216	252	309	251	338	243	257
P.H.F	0.8836	0.9333	0.8806	0.8767	0.7939	0.9474	0.9265	0.9421	0.9508	0.9185	0.9205	0.9590

AECOM

7:00-8:00 AM	167	176	133	209	143	188	151	202	168	289	153	212
7:15-8:15 AM	185	182	161	216	169	187	189	210	206	292	182	217
7:30-8:30 AM	214	192	186	213	193	201	219	217	237	282	210	221
7:45-8:45 AM	248	194	217	210	212	200	238	226	247	299	232	226
8:00-9:00 AM	238	207	233	215	222	203	245	227	251	302	238	231

4:00-5:00 PM	167	176	133	209	143	188	151	202	168	289	153	212
4:15-5:15 PM	185	182	161	216	169	187	189	210	206	292	182	217
4:30-5:30 PM	214	192	186	213	193	201	219	217	237	282	210	221
4:45-5:45 PM	248	194	217	210	212	200	238	226	247	299	232	226
5:00-6:00 PM	238	207	233	215	222	203	245	227	251	302	238	231

Client: AECOM SJ
 File Number: 8 - SERRA ST NB-OUT
 Route: SERRA ST
 Location: SW. of EL CAMINO REAL

Site Ref: 8
 Direction: NB-OUT

Count Date	11/1/2021		11/2/2021		11/3/2021		11/4/2021		11/5/2021		Average	
Count Time	AM	PM	AM	PM	AM	PM	AM	PM	AM	PM	AM	PM
00:00	12	45	13	61	23	47	12	54	26	65	17	54
00:15	17	40	10	60	12	57	12	45	19	47	14	50
00:30	10	44	13	61	15	42	11	55	28	68	15	54
00:45	14	49	10	76	13	45	12	43	16	53	13	53
01:00	17	51	10	59	9	39	10	54	7	66	11	54
01:15	17	39	11	66	14	47	8	44	15	60	13	51
01:30	10	67	10	63	2	60	4	61	8	72	7	65
01:45	6	49	4	61	6	53	7	50	6	71	6	57
02:00	9	60	4	58	3	48	6	54	2	58	5	56
02:15	4	45	2	76	7	60	7	58	12	63	6	60
02:30	6	73	7	63	4	72	5	53	7	82	6	69
02:45	8	69	2	68	1	56	6	70	5	80	4	69
03:00	2	71	3	71	2	70	1	83	4	89	2	77
03:15	5	65	1	79	3	63	2	88	1	72	2	73
03:30	4	68	0	76	1	54	2	65	4	81	2	69
03:45	2	57	2	67	1	60	1	61	3	65	2	62
04:00	0	63	4	82	0	79	2	77	3	92	2	79
04:15	3	53	1	90	5	68	4	65	0	83	3	72
04:30	6	72	2	73	3	84	3	76	7	96	4	80
04:45	4	99	7	86	3	80	1	80	2	112	3	91
05:00	7	90	1	103	2	101	4	116	3	98	3	102
05:15	5	84	8	104	4	89	4	98	6	95	5	94
05:30	6	91	8	90	9	84	6	92	8	114	7	94
05:45	7	92	6	108	2	101	8	97	9	96	6	99
06:00	10	90	8	106	6	78	3	109	15	91	8	95
06:15	9	86	12	93	11	111	14	99	11	110	11	100
06:30	13	75	11	89	13	92	16	88	19	125	14	94
06:45	7	66	11	90	7	93	17	90	15	94	11	87
07:00	18	80	11	92	21	74	13	93	18	99	16	88
07:15	22	80	12	86	14	92	21	84	15	98	17	88
07:30	32	69	32	75	29	69	28	76	30	86	30	75
07:45	40	55	37	61	36	61	38	68	34	73	37	64
08:00	43	68	33	60	30	65	42	80	29	100	35	75
08:15	33	48	35	56	34	71	46	64	42	84	38	65
08:30	28	59	45	44	38	68	52	57	51	53	43	56
08:45	33	51	43	49	36	44	36	119	46	49	39	62
09:00	34	35	40	51	41	40	50	68	46	65	42	52
09:15	36	47	40	46	29	55	39	64	35	69	36	56
09:30	43	40	46	57	52	50	49	37	48	65	48	50
09:45	55	25	41	54	37	40	32	57	56	70	44	49
10:00	48	28	45	42	35	35	37	48	46	60	42	43
10:15	36	43	56	39	34	31	38	44	49	57	43	43
10:30	38	21	47	31	38	27	43	32	43	55	42	33
10:45	30	28	49	34	49	30	35	29	54	70	43	38
11:00	51	27	43	22	29	27	37	40	49	79	42	39
11:15	48	25	57	27	38	16	39	26	56	70	48	33
11:30	34	18	54	16	52	19	52	25	52	71	49	30
11:45	50	13	67	14	56	12	39	29	52	59	53	25
Totals	972	2713	1014	3135	909	2859	954	3165	1112	3730	989	3124
Day Total	3685		4149		3768		4119		4842		4113	
AM Pct	26.4%		24.4%		24.1%		23.2%		23.0%		24.0%	
Peak Hour	11:00	16:45	11:00	17:15	11:00	17:45	8:15	17:00	10:45	18:15	11:00	17:00
Peak Volume	183	364	221	408	175	382	184	403	211	428	192	389
P.H.F	0.8971	0.9192	0.8246	0.9444	0.7813	0.8604	0.8846	0.8685	0.9420	0.8560	0.9057	0.9534

AECOM

7:00-8:00 AM	112	287	92	331	100	311	100	298	97	383	100	322
7:15-8:15 AM	137	314	114	352	109	333	129	337	108	389	119	345
7:30-8:30 AM	148	345	137	366	129	354	154	370	135	401	140	367
7:45-8:45 AM	144	364	150	383	138	354	178	386	156	419	153	381
8:00-9:00 AM	137	357	156	405	138	375	176	403	168	403	155	389

4:00-5:00 PM	112	287	92	331	100	311	100	298	97	383	100	322
4:15-5:15 PM	137	314	114	352	109	333	129	337	108	389	119	345
4:30-5:30 PM	148	345	137	366	129	354	154	370	135	401	140	367
4:45-5:45 PM	144	364	150	383	138	354	178	386	156	419	153	381
5:00-6:00 PM	137	357	156	405	138	375	176	403	168	403	155	389

Client: AECOM SJ
 File Number: 9 - YALE ST WB-IN
 Route: YALE ST
 Location: W. of STANFORD AVE

Site Ref: 9
 Direction: WB-IN

Count Date	11/1/2021		11/2/2021		11/3/2021		11/4/2021		11/5/2021		Average	
Count Time	AM	PM	AM	PM	AM	PM	AM	PM	AM	PM	AM	PM
00:00	2	10	0	8	2	7	0	10	1	10	1	9
00:15	2	6	1	5	0	13	1	5	0	7	1	7
00:30	1	7	0	11	0	5	0	8	2	7	1	8
00:45	1	7	1	8	1	7	1	8	0	11	1	8
01:00	1	8	0	11	1	6	2	7	1	6	1	8
01:15	0	6	1	6	0	11	1	6	1	9	1	8
01:30	0	6	0	8	0	6	0	11	2	8	0	8
01:45	0	4	0	5	1	6	0	4	0	7	0	5
02:00	0	8	0	9	0	5	0	10	0	10	0	8
02:15	0	6	0	4	0	12	0	5	0	9	0	7
02:30	0	12	0	8	0	6	0	15	0	15	0	11
02:45	0	8	0	14	0	16	0	8	0	14	0	12
03:00	0	6	0	9	0	6	0	8	0	8	0	7
03:15	0	5	0	13	0	12	0	5	0	4	0	8
03:30	0	10	0	16	0	7	0	13	0	4	0	10
03:45	0	8	0	7	0	11	1	16	0	11	0	11
04:00	0	12	0	15	0	6	0	8	1	15	0	11
04:15	0	15	0	14	0	12	1	11	0	17	0	14
04:30	0	9	0	11	0	9	0	16	0	15	0	12
04:45	1	12	0	10	0	11	0	4	1	14	0	10
05:00	1	12	1	15	1	16	0	5	0	16	1	13
05:15	0	10	0	12	0	15	0	13	0	16	0	13
05:30	0	11	1	20	0	11	0	13	2	14	1	14
05:45	1	12	0	13	0	13	1	13	1	18	1	14
06:00	0	19	2	13	2	17	1	12	0	12	1	15
06:15	1	14	2	12	2	16	1	10	4	12	2	13
06:30	2	14	1	19	1	8	1	13	2	18	1	14
06:45	6	8	5	17	3	6	6	12	4	12	5	11
07:00	4	13	3	12	3	12	2	4	5	11	3	10
07:15	8	10	13	17	9	9	5	15	8	15	9	13
07:30	10	12	8	8	6	13	8	7	5	11	7	10
07:45	9	11	13	6	11	7	8	14	6	9	9	9
08:00	19	4	11	11	9	14	12	10	8	15	12	11
08:15	12	9	16	11	12	5	14	8	9	11	13	9
08:30	13	6	10	8	18	12	12	10	13	8	13	9
08:45	14	11	15	5	14	7	15	14	12	13	14	10
09:00	5	8	13	7	7	8	14	8	14	7	11	8
09:15	7	5	8	4	3	9	13	4	9	8	8	6
09:30	9	3	4	8	11	4	2	6	11	9	7	6
09:45	7	5	3	4	9	4	8	3	6	7	7	5
10:00	3	1	6	7	8	4	6	6	3	5	5	5
10:15	7	4	3	6	5	3	3	9	6	4	5	5
10:30	8	4	5	6	10	4	4	3	8	1	7	4
10:45	4	3	3	3	5	1	5	3	6	5	5	3
11:00	6	4	9	6	7	2	5	2	13	3	8	3
11:15	4	3	8	3	6	1	4	1	12	7	7	3
11:30	8	2	6	1	5	6	2	2	9	5	6	3
11:45	12	2	7	1	11	2	13	2	6	8	10	3
Totals	188	385	179	447	183	403	172	400	191	481	184	424
Day Total	573		626		586		572		672		608	
AM Pct	32.8%		28.6%		31.2%		30.1%		28.4%		30.3%	
Peak Hour	8:00	17:45	8:15	18:30	8:00	17:30	8:15	15:45	8:15	17:00	8:00	17:15
Peak Volume	58	59	54	65	53	57	55	51	48	64	52	56
P.H.F	0.7632	0.7763	0.8438	0.8553	0.7361	0.8382	0.9167	0.7969	0.8571	0.8889	0.9286	0.9333

AECOM

7:00-8:00 AM	31	48	37	50	29	38	23	39	24	61	28	47
7:15-8:15 AM	46	48	45	50	35	48	33	36	27	62	37	49
7:30-8:30 AM	50	43	48	48	38	51	42	38	28	61	41	48
7:45-8:45 AM	53	45	50	57	50	53	46	35	36	60	47	50
8:00-9:00 AM	58	45	52	60	53	55	53	44	42	64	52	54

4:00-5:00 PM	31	48	37	50	29	38	23	39	24	61	28	47
4:15-5:15 PM	46	48	45	50	35	48	33	36	27	62	37	49
4:30-5:30 PM	50	43	48	48	38	51	42	38	28	61	41	48
4:45-5:45 PM	53	45	50	57	50	53	46	35	36	60	47	50
5:00-6:00 PM	58	45	52	60	53	55	53	44	42	64	52	54

Client: AECOM SJ
 File Number: 9 - YALE ST EB-OUT
 Route: YALE ST
 Location: W. of STANFORD AVE

Site Ref: 9
 Direction: EB-OUT

Count Date	11/1/2021		11/2/2021		11/3/2021		11/4/2021		11/5/2021		Average	
Count Time	AM	PM	AM	PM	AM	PM	AM	PM	AM	PM	AM	PM
00:00	0	9	0	5	3	1	0	8	1	4	1	5
00:15	2	11	0	6	0	10	0	5	1	11	1	9
00:30	1	5	0	7	2	2	1	11	1	0	1	5
00:45	1	4	0	7	1	8	2	4	0	6	1	6
01:00	1	14	0	7	1	3	0	10	1	10	1	9
01:15	0	8	0	8	0	6	1	11	0	7	0	8
01:30	0	6	0	11	1	7	0	5	2	3	1	6
01:45	1	5	0	7	1	8	0	10	2	9	1	8
02:00	0	5	0	6	0	5	0	6	0	5	0	5
02:15	0	8	0	7	0	8	0	10	0	3	0	7
02:30	3	18	0	6	0	9	0	5	0	10	1	10
02:45	1	5	0	9	0	6	1	4	0	11	0	7
03:00	0	9	0	10	0	5	0	12	0	5	0	8
03:15	1	6	0	9	0	11	0	8	0	8	0	8
03:30	0	6	0	5	0	6	0	6	0	10	0	7
03:45	0	7	0	12	0	9	0	8	0	13	0	10
04:00	0	10	0	11	0	8	0	8	1	11	0	10
04:15	1	14	0	9	0	3	0	7	0	5	0	8
04:30	0	16	1	11	0	8	0	8	0	7	0	10
04:45	1	11	0	17	0	8	0	17	0	12	0	13
05:00	0	11	1	14	1	10	1	10	0	8	1	11
05:15	0	10	1	8	0	7	0	7	0	14	0	9
05:30	1	11	1	14	0	14	0	13	1	12	1	13
05:45	2	13	1	10	1	13	1	12	1	25	1	15
06:00	0	16	0	14	1	11	0	6	0	16	0	13
06:15	0	14	2	11	1	17	1	15	2	9	1	13
06:30	1	14	0	8	1	7	3	14	1	14	1	11
06:45	3	10	7	7	1	11	2	9	2	12	3	10
07:00	1	5	2	8	4	9	4	8	2	11	3	8
07:15	2	8	2	6	2	5	3	8	4	8	3	7
07:30	11	10	6	4	6	10	9	4	6	8	8	7
07:45	11	13	8	4	10	8	7	9	11	8	9	8
08:00	18	9	11	5	9	4	11	7	13	10	12	7
08:15	11	3	14	6	10	3	7	3	13	6	11	4
08:30	7	3	3	5	5	5	10	6	10	5	7	5
08:45	10	3	3	2	9	6	8	5	10	5	8	4
09:00	5	1	12	4	9	5	4	3	7	3	7	3
09:15	8	3	12	3	6	0	9	5	3	11	8	4
09:30	6	2	7	6	11	7	5	7	6	4	7	5
09:45	8	1	9	2	12	4	6	3	9	1	9	2
10:00	4	1	2	2	6	1	8	3	7	3	5	2
10:15	4	4	2	3	7	1	5	1	9	2	5	2
10:30	2	1	3	0	3	3	4	1	9	1	4	1
10:45	8	2	6	1	6	1	3	2	6	1	6	1
11:00	9	2	2	1	4	1	6	2	8	9	6	3
11:15	7	1	6	2	7	0	3	1	7	3	6	1
11:30	8	0	7	0	10	2	4	2	6	3	7	1
11:45	7	1	6	1	8	0	5	1	9	1	7	1
Totals	167	349	137	321	159	296	134	330	171	363	154	330
Day Total	516		458		455		464		534		484	
AM Pct	32.4%		29.9%		34.9%		28.9%		32.0%		31.8%	
Peak Hour	7:30	17:45	9:00	16:45	9:00	17:30	8:00	16:45	7:45	17:15	7:30	17:30
Peak Volume	51	57	40	53	38	55	36	47	47	67	40	54
P.H.F	0.7083	0.8906	0.8333	0.7794	0.7917	0.8088	0.8182	0.6912	0.9038	0.6700	0.8333	0.9000

AECOM

7:00-8:00 AM	25	51	18	48	22	27	23	40	23	35	23	41
7:15-8:15 AM	42	52	27	51	27	29	30	42	34	32	32	42
7:30-8:30 AM	51	48	39	50	35	33	34	42	43	41	40	43
7:45-8:45 AM	47	43	36	53	34	39	35	47	47	46	39	46
8:00-9:00 AM	46	45	31	46	33	44	36	42	46	59	38	48

4:00-5:00 PM	25	51	18	48	22	27	23	40	23	35	23	41
4:15-5:15 PM	42	52	27	51	27	29	30	42	34	32	32	42
4:30-5:30 PM	51	48	39	50	35	33	34	42	43	41	40	43
4:45-5:45 PM	47	43	36	53	34	39	35	47	47	46	39	46
5:00-6:00 PM	46	45	31	46	33	44	36	42	46	59	38	48

Client: AECOM SJ
 File Number: 10 - WELLESLEY ST WB-IN
 Route: WELLESLEY ST
 Location: W. of STANFORD AVE

Site Ref: 10
 Direction: WB-IN

Count Date	11/1/2021		11/2/2021		11/3/2021		11/4/2021		11/5/2021		Average	
Count Time	AM	PM	AM	PM	AM	PM	AM	PM	AM	PM	AM	PM
00:00	2	3	1	8	2	6	0	6	3	8	2	6
00:15	0	7	1	6	0	8	3	5	2	2	1	6
00:30	0	5	2	4	3	7	1	8	0	8	1	6
00:45	0	3	0	6	1	1	1	5	2	13	1	6
01:00	0	4	0	13	1	8	1	7	1	5	1	7
01:15	1	12	0	3	0	12	0	6	0	9	0	8
01:30	0	4	0	6	0	4	0	4	2	6	0	5
01:45	0	5	0	4	1	4	0	4	1	9	0	5
02:00	1	6	0	4	0	4	0	4	1	6	0	5
02:15	0	5	0	4	0	7	0	3	0	3	0	4
02:30	1	1	0	7	0	4	0	8	0	3	0	5
02:45	0	4	0	4	0	5	0	3	0	6	0	4
03:00	0	4	0	4	0	3	0	2	0	10	0	5
03:15	0	3	0	6	0	4	0	4	0	8	0	5
03:30	0	9	0	5	0	5	0	6	0	10	0	7
03:45	0	8	0	6	0	10	0	7	0	8	0	8
04:00	0	7	0	7	0	6	0	5	0	5	0	6
04:15	0	3	0	5	0	4	0	6	0	5	0	5
04:30	0	10	0	1	0	4	0	9	1	9	0	7
04:45	0	5	0	3	0	6	0	5	0	12	0	6
05:00	0	7	0	8	1	4	0	7	0	9	0	7
05:15	0	4	0	8	0	7	0	9	0	5	0	7
05:30	2	6	1	5	0	7	0	11	2	16	1	9
05:45	0	5	0	11	0	11	0	5	0	6	0	8
06:00	1	12	0	7	0	4	2	5	2	4	1	6
06:15	0	8	1	11	4	8	1	13	2	9	2	10
06:30	1	11	3	8	4	8	3	14	0	16	2	11
06:45	1	13	3	12	0	8	0	6	0	10	1	10
07:00	4	3	1	10	1	5	1	6	3	12	2	7
07:15	2	10	1	7	2	10	1	10	2	7	2	9
07:30	2	15	1	11	1	5	2	8	4	7	2	9
07:45	5	10	7	11	3	10	2	5	2	10	4	9
08:00	3	5	4	9	1	9	7	10	3	12	4	9
08:15	3	5	5	11	3	9	1	11	3	4	3	8
08:30	4	5	9	3	7	8	7	4	2	8	6	6
08:45	2	8	3	9	5	3	2	13	7	8	4	8
09:00	6	6	2	4	3	5	7	9	4	6	4	6
09:15	6	3	6	3	0	3	1	6	2	4	3	4
09:30	5	3	2	6	6	8	8	4	7	6	6	5
09:45	2	4	3	8	2	6	3	6	8	7	4	6
10:00	5	2	5	3	5	6	4	2	4	3	5	3
10:15	5	3	4	4	2	5	6	3	1	7	4	4
10:30	3	6	4	5	5	7	6	3	1	1	4	4
10:45	2	5	5	2	2	3	3	1	4	6	3	3
11:00	4	3	6	1	2	1	3	3	1	5	3	3
11:15	3	2	3	1	5	1	4	4	5	5	4	3
11:30	5	1	5	1	3	1	4	2	6	4	5	2
11:45	2	2	7	2	4	1	4	3	3	5	4	3
Totals	83	275	95	287	79	275	88	290	91	347	89	295
Day Total	358		382		354		378		438		384	
AM Pct	23.2%		24.9%		22.3%		23.3%		20.8%		23.2%	
Peak Hour	8:45	18:00	7:45	19:30	8:15	19:45	9:30	18:15	9:00	18:15	9:30	18:15
Peak Volume	19	44	25	42	18	36	21	39	21	47	19	38
P.H.F	0.7917	0.8462	0.6944	0.9545	0.6429	0.9000	0.6563	0.6964	0.6563	0.7344	0.7917	0.8636

AECOM

7:00-8:00 AM	13	25	10	16	7	20	6	25	11	31	10	24
7:15-8:15 AM	12	25	13	17	7	18	12	27	11	35	12	25
7:30-8:30 AM	13	26	17	20	8	21	12	30	12	35	13	27
7:45-8:45 AM	15	22	25	24	14	24	17	32	10	42	17	29
8:00-9:00 AM	12	22	21	32	16	29	17	32	15	36	17	31

4:00-5:00 PM	13	25	10	16	7	20	6	25	11	31	10	24
4:15-5:15 PM	12	25	13	17	7	18	12	27	11	35	12	25
4:30-5:30 PM	13	26	17	20	8	21	12	30	12	35	13	27
4:45-5:45 PM	15	22	25	24	14	24	17	32	10	42	17	29
5:00-6:00 PM	12	22	21	32	16	29	17	32	15	36	17	31

Client: AECOM SJ
 File Number: 10 - WELLESLEY ST EB-OUT
 Route: WELLESLEY ST
 Location: W. of STANFORD AVE

Site Ref: 10
 Direction: EB-OUT

Count Date	11/1/2021		11/2/2021		11/3/2021		11/4/2021		11/5/2021		Average	
Count Time	AM	PM	AM	PM	AM	PM	AM	PM	AM	PM	AM	PM
00:00	1	7	1	6	0	6	1	5	1	9	1	7
00:15	0	3	0	7	0	3	0	0	1	6	0	4
00:30	0	7	1	5	1	3	0	4	0	5	0	5
00:45	0	7	0	6	0	11	0	5	0	4	0	7
01:00	0	8	0	8	1	9	0	3	2	8	1	7
01:15	1	4	0	8	0	3	0	4	0	10	0	6
01:30	0	3	0	3	0	8	1	7	0	7	0	6
01:45	0	5	0	6	0	5	0	2	0	8	0	5
02:00	0	5	0	8	0	3	0	1	0	8	0	5
02:15	0	6	0	5	0	7	0	4	0	7	0	6
02:30	1	3	0	1	0	5	0	8	0	4	0	4
02:45	0	8	0	7	0	10	0	6	0	5	0	7
03:00	0	2	0	4	0	5	0	5	0	8	0	5
03:15	0	10	0	5	0	5	0	1	0	13	0	7
03:30	0	5	0	7	1	1	0	5	0	10	0	6
03:45	0	7	0	2	0	5	0	12	0	7	0	7
04:00	0	4	0	7	1	12	1	5	0	8	0	7
04:15	0	9	0	5	0	15	0	6	0	8	0	9
04:30	1	4	0	6	0	6	0	5	2	11	1	6
04:45	0	9	0	6	0	7	0	11	0	7	0	8
05:00	0	6	0	11	1	7	1	12	2	8	1	9
05:15	0	5	0	6	0	8	0	6	1	10	0	7
05:30	1	4	1	12	1	12	0	11	1	13	1	10
05:45	1	10	1	11	0	11	1	6	1	12	1	10
06:00	0	2	2	12	0	7	2	9	0	12	1	8
06:15	2	18	0	8	1	8	1	13	2	11	1	12
06:30	3	9	3	16	6	12	6	14	3	15	4	13
06:45	0	6	3	8	2	5	0	13	0	14	1	9
07:00	0	5	4	13	2	10	0	14	4	13	2	11
07:15	6	7	3	2	4	7	2	4	4	6	4	5
07:30	6	7	3	10	3	8	7	7	4	11	5	9
07:45	5	3	5	5	10	4	11	9	7	8	8	6
08:00	3	5	6	5	3	8	6	7	4	7	4	6
08:15	4	6	4	8	2	4	5	5	5	9	4	6
08:30	4	7	0	8	8	9	2	5	5	5	4	7
08:45	5	7	5	7	4	4	9	4	5	6	6	6
09:00	4	2	8	7	2	3	5	7	4	6	5	5
09:15	8	2	5	4	7	3	3	8	3	3	5	4
09:30	9	3	5	1	5	6	10	1	4	1	7	2
09:45	4	1	5	3	4	3	5	3	8	2	5	2
10:00	3	1	3	3	2	2	4	1	6	3	4	2
10:15	7	2	7	1	7	3	6	2	4	3	6	2
10:30	5	5	2	2	1	1	2	3	4	3	3	3
10:45	5	2	6	3	2	2	1	1	5	3	4	2
11:00	4	1	7	0	3	1	2	2	7	4	5	2
11:15	3	0	3	1	4	2	4	3	6	1	4	1
11:30	4	3	5	0	2	1	6	2	4	4	4	2
11:45	3	0	10	2	8	4	5	0	8	4	7	2
Totals	103	245	108	281	98	284	109	271	117	350	109	287
Day Total	348		389		382		380		467		396	
AM Pct	29.6%		27.8%		25.7%		28.7%		25.1%		27.5%	
Peak Hour	8:45	17:45	11:00	17:45	7:45	16:00	7:30	18:15	11:00	18:15	8:45	18:15
Peak Volume	26	39	25	47	23	40	29	54	25	53	23	45
P.H.F	0.7222	0.5417	0.6250	0.7344	0.5750	0.6667	0.6591	0.9643	0.7813	0.8833	0.8214	0.8654

AECOM

7:00-8:00 AM	17	26	15	24	19	40	20	27	19	34	19	30
7:15-8:15 AM	20	28	17	28	20	35	26	34	19	34	21	32
7:30-8:30 AM	18	24	18	29	18	28	29	34	20	36	21	30
7:45-8:45 AM	16	24	15	35	23	34	24	40	21	38	20	34
8:00-9:00 AM	16	25	15	40	17	38	22	35	19	43	18	36

4:00-5:00 PM	17	26	15	24	19	40	20	27	19	34	19	30
4:15-5:15 PM	20	28	17	28	20	35	26	34	19	34	21	32
4:30-5:30 PM	18	24	18	29	18	28	29	34	20	36	21	30
4:45-5:45 PM	16	24	15	35	23	34	24	40	21	38	20	34
5:00-6:00 PM	16	25	15	40	17	38	22	35	19	43	18	36

Client: AECOM SJ
 File Number: 11 - OBERLIN ST WB-IN
 Route: OBERLIN ST
 Location: W. of STANFORD AVE

Site Ref: 11
 Direction: WB-IN

Count Date	11/1/2021		11/2/2021		11/3/2021		11/4/2021		11/5/2021		Average	
Count Time	AM	PM	AM	PM	AM	PM	AM	PM	AM	PM	AM	PM
00:00	1	0	2	2	1	3	0	1	0	3	1	2
00:15	0	0	0	7	1	1	0	0	1	1	0	2
00:30	0	0	2	1	0	1	0	0	0	2	0	1
00:45	0	5	0	3	0	2	1	2	0	6	0	4
01:00	1	4	0	1	0	2	0	4	0	0	0	2
01:15	0	1	0	1	0	10	0	1	0	2	0	3
01:30	0	1	0	3	0	7	0	2	0	0	0	3
01:45	0	1	1	0	0	1	0	2	0	0	0	1
02:00	1	3	0	2	0	2	0	3	0	1	0	2
02:15	0	6	1	7	0	1	0	9	0	13	0	7
02:30	0	4	0	8	0	4	0	5	0	6	0	5
02:45	0	3	0	8	0	1	0	8	0	2	0	4
03:00	0	3	0	4	0	3	0	2	0	5	0	3
03:15	1	1	0	0	0	5	0	2	1	2	0	2
03:30	0	3	0	1	0	3	0	0	0	1	0	2
03:45	0	2	0	1	0	2	1	2	0	1	0	2
04:00	1	2	0	5	0	3	0	4	0	0	0	3
04:15	0	1	0	1	0	1	0	3	0	0	0	1
04:30	0	1	0	1	0	2	0	3	0	2	0	2
04:45	0	6	0	6	0	1	0	5	0	4	0	4
05:00	0	8	0	6	0	7	0	1	0	4	0	5
05:15	0	1	0	7	0	4	0	3	0	11	0	5
05:30	0	5	0	5	1	2	1	6	1	7	1	5
05:45	3	3	4	8	2	4	3	3	3	2	3	4
06:00	1	3	0	3	0	4	1	4	0	9	0	5
06:15	1	3	0	5	0	0	1	2	1	4	1	3
06:30	0	2	1	5	1	1	3	4	1	7	1	4
06:45	0	4	0	0	3	6	0	2	2	4	1	3
07:00	1	4	1	5	1	2	2	6	1	4	1	4
07:15	3	4	2	3	5	2	3	3	4	5	3	3
07:30	2	3	0	7	2	7	4	3	0	3	2	5
07:45	17	4	11	3	16	2	13	3	19	2	15	3
08:00	34	3	39	2	36	3	38	4	37	1	37	3
08:15	1	6	2	3	3	3	0	2	3	5	2	4
08:30	8	0	5	1	2	1	6	4	5	1	5	1
08:45	1	5	1	4	3	1	3	3	3	0	2	3
09:00	1	5	4	3	3	7	6	5	5	3	4	5
09:15	1	1	2	2	6	2	1	2	2	2	2	2
09:30	0	1	2	1	1	1	0	1	2	1	1	1
09:45	6	0	4	1	3	4	4	2	3	1	4	2
10:00	3	1	3	1	0	0	3	4	3	1	2	1
10:15	2	2	2	1	4	1	3	1	1	1	2	1
10:30	1	0	0	2	0	0	0	2	3	2	1	1
10:45	3	0	5	3	4	0	4	0	1	2	3	1
11:00	1	0	2	1	2	0	2	0	3	1	2	0
11:15	2	0	1	0	3	0	4	2	2	0	2	0
11:30	2	2	1	1	2	1	2	0	3	4	2	2
11:45	2	0	3	2	2	2	1	0	5	2	3	1
Totals	101	117	101	147	107	122	110	130	115	140	103	132
Day Total	218		248		229		240		255		235	
AM Pct	46.3%		40.7%		46.7%		45.8%		45.1%		43.8%	
Peak Hour	7:45	16:45	7:45	14:15	7:15	12:45	7:15	14:00	7:45	17:15	7:45	14:15
Peak Volume	60	20	57	27	59	21	58	25	64	29	59	19
P.H.F	0.4412	0.6250	0.3654	0.8438	0.4097	0.5250	0.3816	0.6944	0.4324	0.6591	0.3986	0.6786

AECOM

7:00-8:00 AM	23	10	14	13	24	7	22	15	24	6	21	10
7:15-8:15 AM	56	16	52	14	59	11	58	12	60	10	57	12
7:30-8:30 AM	54	16	52	20	57	14	55	12	59	21	56	16
7:45-8:45 AM	60	20	57	24	57	14	57	15	64	26	59	19
8:00-9:00 AM	44	17	47	26	44	17	47	13	48	24	46	19

4:00-5:00 PM	23	10	14	13	24	7	22	15	24	6	21	10
4:15-5:15 PM	56	16	52	14	59	11	58	12	60	10	57	12
4:30-5:30 PM	54	16	52	20	57	14	55	12	59	21	56	16
4:45-5:45 PM	60	20	57	24	57	14	57	15	64	26	59	19
5:00-6:00 PM	44	17	47	26	44	17	47	13	48	24	46	19

Client: AECOM SJ
 File Number: 11 - OBERLIN ST EB-OUT
 Route: OBERLIN ST
 Location: W. of STANFORD AVE

Site Ref: 11
 Direction: EB-OUT

Count Date	11/1/2021		11/2/2021		11/3/2021		11/4/2021		11/5/2021		Average	
Count Time	AM	PM	AM	PM	AM	PM	AM	PM	AM	PM	AM	PM
00:00	0	1	0	5	0	5	0	2	1	4	0	3
00:15	0	1	0	6	2	0	1	0	2	2	1	2
00:30	0	5	0	5	0	3	0	3	0	5	0	4
00:45	0	4	0	3	0	6	0	0	0	2	0	3
01:00	0	6	0	4	0	8	0	5	0	6	0	6
01:15	0	2	0	1	0	3	0	1	0	3	0	2
01:30	2	2	1	6	0	6	0	1	0	7	1	4
01:45	0	1	0	4	0	1	0	0	0	2	0	2
02:00	0	3	0	0	0	5	0	3	0	4	0	3
02:15	0	4	1	3	0	6	0	11	0	8	0	6
02:30	0	7	0	3	0	5	0	4	0	7	0	5
02:45	0	9	0	9	0	4	0	8	0	4	0	7
03:00	0	3	0	4	0	7	0	6	0	3	0	5
03:15	1	2	0	4	0	4	0	7	0	9	0	5
03:30	0	2	0	6	0	3	0	3	0	4	0	4
03:45	0	3	0	4	0	4	0	2	0	2	0	3
04:00	0	2	1	3	0	3	0	3	0	1	0	2
04:15	0	7	0	4	0	5	0	5	0	4	0	5
04:30	0	5	0	8	0	5	0	9	0	5	0	6
04:45	1	4	0	8	0	4	0	8	0	5	0	6
05:00	0	5	0	7	0	11	0	9	0	6	0	8
05:15	0	8	0	7	0	13	0	10	0	7	0	9
05:30	0	6	0	5	0	5	0	6	0	9	0	6
05:45	0	7	0	1	0	3	1	5	0	1	0	3
06:00	1	3	0	4	0	4	1	6	1	6	1	5
06:15	0	6	0	9	0	1	0	5	0	8	0	6
06:30	2	2	1	6	1	2	1	4	1	4	1	4
06:45	1	4	1	4	2	10	1	9	1	8	1	7
07:00	0	2	0	2	0	4	2	4	2	4	1	3
07:15	1	4	1	3	2	4	3	6	2	6	2	5
07:30	0	6	4	6	0	4	1	6	0	3	1	5
07:45	5	3	6	4	8	2	7	1	5	5	6	3
08:00	8	4	7	3	13	1	13	1	11	3	10	2
08:15	2	1	4	2	3	1	6	0	3	5	4	2
08:30	5	3	3	1	4	2	6	3	2	4	4	3
08:45	4	6	2	1	3	0	3	1	4	4	3	2
09:00	1	4	4	3	3	3	4	6	6	3	4	4
09:15	2	1	8	1	1	3	3	3	4	0	4	2
09:30	4	2	3	0	6	2	1	1	3	1	3	1
09:45	5	1	0	4	1	1	6	2	4	3	3	2
10:00	4	1	7	2	3	0	4	4	3	1	4	2
10:15	2	1	6	1	5	2	5	0	5	1	5	1
10:30	2	1	1	2	2	1	1	1	1	2	1	1
10:45	5	0	3	3	1	1	2	0	2	3	3	1
11:00	3	0	0	0	0	0	3	0	1	1	1	0
11:15	3	0	4	0	7	0	3	0	1	1	4	0
11:30	1	0	1	0	2	2	6	1	1	1	2	1
11:45	3	0	2	3	4	1	7	1	1	0	3	1
Totals	68	154	71	174	73	170	91	176	67	187	73	172
Day Total	222		245		243		267		254		245	
AM Pct	30.6%		29.0%		30.0%		34.1%		26.4%		29.8%	
Peak Hour	7:45	17:00	7:30	16:30	7:45	16:30	7:45	16:30	7:45	16:45	7:45	16:30
Peak Volume	20	26	21	30	28	33	32	36	21	27	24	29
P.H.F	0.6250	0.8125	0.7500	0.9375	0.5385	0.6346	0.6154	0.9000	0.4773	0.7500	0.6000	0.8056

AECOM

7:00-8:00 AM	6	18	11	23	10	17	13	25	9	15	10	19
7:15-8:15 AM	14	21	18	27	23	25	24	31	18	20	19	25
7:30-8:30 AM	15	22	21	30	24	33	27	36	19	23	21	29
7:45-8:45 AM	20	23	20	27	28	33	32	33	21	27	24	29
8:00-9:00 AM	19	26	16	20	23	32	28	30	20	23	21	26

4:00-5:00 PM	6	18	11	23	10	17	13	25	9	15	10	19
4:15-5:15 PM	14	21	18	27	23	25	24	31	18	20	19	25
4:30-5:30 PM	15	22	21	30	24	33	27	36	19	23	21	29
4:45-5:45 PM	20	23	20	27	28	33	32	33	21	27	24	29
5:00-6:00 PM	19	26	16	20	23	32	28	30	20	23	21	26

Client: AECOM SJ
 File Number: 12 - OLMSTED RD SB-IN
 Route: OLMSTED RD
 Location: N. of ESCONDIDO RD

Site Ref: 12
 Direction: SB-IN

Count Date	11/1/2021		11/2/2021		11/3/2021		11/4/2021		11/5/2021		Average	
Count Time	AM	PM	AM	PM	AM	PM	AM	PM	AM	PM	AM	PM
00:00	0	1	0	2	0	2	0	4	0	3	0	2
00:15	0	2	0	7	0	4	0	2	0	1	0	3
00:30	0	3	0	3	1	3	0	1	0	1	0	2
00:45	0	1	1	3	0	2	0	2	0	4	0	2
01:00	1	2	0	0	0	13	0	4	0	0	0	4
01:15	0	2	0	1	0	13	0	0	0	3	0	4
01:30	0	0	0	2	0	6	0	2	0	1	0	2
01:45	0	0	0	0	0	1	0	3	1	1	0	1
02:00	1	3	0	3	0	2	0	6	0	6	0	4
02:15	0	8	0	11	0	1	0	11	0	11	0	8
02:30	0	7	0	7	0	2	0	11	0	5	0	6
02:45	0	3	0	7	0	1	0	6	0	9	0	5
03:00	0	5	0	8	0	1	0	4	0	7	0	5
03:15	0	10	0	11	0	7	0	7	0	9	0	9
03:30	0	3	0	2	0	4	0	4	0	3	0	3
03:45	0	2	0	0	0	2	0	2	0	2	0	2
04:00	0	6	0	5	0	3	0	2	0	2	0	4
04:15	0	0	0	5	0	2	0	0	0	1	0	2
04:30	0	3	0	3	0	2	0	2	0	2	0	2
04:45	1	2	0	5	0	6	0	9	0	3	0	5
05:00	0	5	0	3	1	6	0	6	0	5	0	5
05:15	0	1	0	3	0	7	0	4	0	7	0	4
05:30	0	1	0	0	0	1	0	3	0	4	0	2
05:45	0	3	0	1	0	0	0	3	0	1	0	2
06:00	1	1	1	3	1	0	1	0	1	0	1	1
06:15	1	2	0	0	0	3	0	1	0	0	0	1
06:30	0	1	1	0	1	1	0	1	1	1	1	1
06:45	0	0	0	0	0	0	0	0	0	0	0	0
07:00	0	0	0	0	1	0	2	2	0	0	1	0
07:15	2	0	0	2	1	0	0	0	1	2	1	1
07:30	4	0	3	0	1	0	0	2	1	0	2	0
07:45	14	0	14	0	13	0	15	0	17	0	15	0
08:00	24	0	28	1	35	2	31	1	35	0	31	1
08:15	3	0	2	1	5	0	4	0	3	0	3	0
08:30	7	2	5	2	6	2	4	2	6	0	6	2
08:45	2	0	2	2	3	1	3	0	4	0	3	1
09:00	2	2	7	1	2	1	4	0	1	0	3	1
09:15	3	0	3	0	2	0	2	0	3	0	3	0
09:30	4	1	3	0	2	0	1	0	1	0	2	0
09:45	5	0	1	0	4	0	5	0	1	1	3	0
10:00	1	1	0	1	2	0	1	0	2	0	1	0
10:15	2	0	3	2	2	0	4	0	1	0	2	0
10:30	0	0	2	0	1	0	1	0	0	0	1	0
10:45	1	0	0	1	2	0	3	0	2	2	2	1
11:00	1	1	1	0	2	0	2	1	2	0	2	0
11:15	1	0	1	1	0	0	4	1	1	0	1	0
11:30	2	0	2	0	3	0	3	0	4	0	3	0
11:45	1	0	4	0	4	0	1	1	8	0	4	0
Totals	84	84	84	109	95	101	91	110	96	97	91	98
Day Total	168		193		196		201		193		189	
AM Pct	50.0%		43.5%		48.5%		45.3%		49.7%		48.1%	
Peak Hour	7:45	14:30	7:45	14:15	7:45	12:45	7:45	14:00	7:45	14:15	7:45	14:30
Peak Volume	48	25	49	33	59	34	54	34	61	32	55	25
P.H.F	0.5000	0.6250	0.4375	0.7500	0.4214	0.6538	0.4355	0.7727	0.4357	0.7273	0.4435	0.6944

AECOM

7:00-8:00 AM	20	11	17	18	16	13	17	13	19	8	19	13
7:15-8:15 AM	44	10	45	16	50	16	46	17	54	11	49	14
7:30-8:30 AM	45	11	47	14	54	21	50	21	56	17	51	16
7:45-8:45 AM	48	9	49	11	59	20	54	22	61	19	55	16
8:00-9:00 AM	36	10	37	7	49	14	42	16	48	17	43	13

4:00-5:00 PM	20	11	17	18	16	13	17	13	19	8	19	13
4:15-5:15 PM	44	10	45	16	50	16	46	17	54	11	49	14
4:30-5:30 PM	45	11	47	14	54	21	50	21	56	17	51	16
4:45-5:45 PM	48	9	49	11	59	20	54	22	61	19	55	16
5:00-6:00 PM	36	10	37	7	49	14	42	16	48	17	43	13

Client: AECOM SJ
 File Number: 12 - OLMSTED RD NB-OUT
 Route: OLMSTED RD
 Location: N. of ESCONDIDO RD

Site Ref: 12
 Direction: NB-OUT

Count Date	11/1/2021		11/2/2021		11/3/2021		11/4/2021		11/5/2021		Average	
Count Time	AM	PM	AM	PM	AM	PM	AM	PM	AM	PM	AM	PM
00:00	0	6	0	6	1	2	0	5	0	2	0	4
00:15	0	0	0	0	0	0	0	1	0	1	0	0
00:30	0	1	0	3	0	1	0	4	0	1	0	2
00:45	0	0	0	1	0	4	1	1	0	1	0	1
01:00	1	0	0	4	0	5	0	6	0	1	0	3
01:15	0	3	1	0	0	15	0	1	0	3	0	4
01:30	0	0	0	3	0	8	0	0	0	2	0	3
01:45	0	0	0	3	0	1	0	2	1	2	0	2
02:00	0	5	0	4	0	2	0	7	0	5	0	5
02:15	0	8	0	8	0	2	0	8	0	7	0	7
02:30	1	4	0	3	1	0	0	10	0	10	0	5
02:45	0	6	0	7	0	3	0	6	0	4	0	5
03:00	0	1	0	4	0	0	0	3	0	2	0	2
03:15	0	5	0	5	0	3	0	3	0	5	0	4
03:30	0	0	0	3	0	1	0	1	0	0	0	1
03:45	0	8	0	1	0	3	0	4	1	2	0	4
04:00	0	4	0	3	0	2	0	3	0	3	0	3
04:15	0	1	0	3	0	3	0	3	0	1	0	2
04:30	0	1	0	1	0	3	0	5	0	3	0	3
04:45	0	3	0	5	0	7	0	3	0	5	0	5
05:00	0	2	0	4	0	3	0	5	0	2	0	3
05:15	0	1	0	2	0	5	0	3	0	2	0	3
05:30	1	1	1	4	0	0	0	1	1	3	1	2
05:45	1	1	1	2	1	5	1	2	0	2	1	2
06:00	0	3	4	2	3	2	4	1	3	0	3	2
06:15	6	1	5	3	6	1	3	5	2	4	4	3
06:30	4	0	2	0	3	0	4	2	2	0	3	0
06:45	1	1	3	1	1	1	1	3	1	0	1	1
07:00	1	0	3	0	3	0	3	0	1	0	2	0
07:15	3	3	2	0	0	0	1	0	1	2	1	1
07:30	4	1	6	0	7	0	3	1	4	0	5	0
07:45	10	1	8	0	5	2	9	0	8	0	8	1
08:00	6	0	5	1	10	1	8	0	7	0	7	0
08:15	3	0	3	0	1	0	3	2	3	2	3	1
08:30	3	2	1	0	4	1	4	1	3	0	3	1
08:45	2	1	3	2	7	3	4	0	1	1	3	1
09:00	1	1	1	0	0	0	0	0	0	0	0	0
09:15	2	2	5	0	3	0	1	0	3	0	3	0
09:30	2	0	3	0	2	0	1	0	0	0	2	0
09:45	3	0	0	0	2	0	2	0	0	0	1	0
10:00	1	1	0	1	3	0	1	0	0	0	1	0
10:15	2	0	1	1	1	1	2	0	0	2	1	1
10:30	0	0	2	0	2	0	1	1	0	0	1	0
10:45	1	0	1	1	2	0	2	0	2	1	2	0
11:00	2	0	2	0	2	0	1	0	1	0	2	0
11:15	2	0	5	0	5	0	4	0	5	1	4	0
11:30	2	0	2	1	4	0	5	0	2	1	3	0
11:45	1	0	2	0	3	0	4	1	3	0	3	0
Totals	66	78	72	92	82	90	73	104	55	83	68	87
Day Total	144		164		172		177		138		155	
AM Pct	45.8%		43.9%		47.7%		41.2%		39.9%		43.9%	
Peak Hour	7:15	14:00	7:30	14:00	7:30	12:45	7:45	14:00	7:30	14:00	7:30	14:00
Peak Volume	23	23	22	22	23	32	24	31	22	26	23	22
P.H.F	0.5750	0.7188	0.6875	0.6875	0.5750	0.5333	0.6667	0.7750	0.6875	0.6500	0.7188	0.7857

AECOM

7:00-8:00 AM	18	9	19	12	15	15	16	14	14	12	16	13
7:15-8:15 AM	23	7	21	13	22	16	21	16	20	11	21	13
7:30-8:30 AM	23	7	22	12	23	18	23	16	22	12	23	14
7:45-8:45 AM	22	7	17	15	20	15	24	12	21	12	21	13
8:00-9:00 AM	14	5	12	12	22	13	19	11	14	9	16	10
4:00-5:00 PM	18	9	19	12	15	15	16	14	14	12	16	13
4:15-5:15 PM	23	7	21	13	22	16	21	16	20	11	21	13
4:30-5:30 PM	23	7	22	12	23	18	23	16	22	12	23	14
4:45-5:45 PM	22	7	17	15	20	15	24	12	21	12	21	13
5:00-6:00 PM	14	5	12	12	22	13	19	11	14	9	16	10

Client: AECOM SJ
 File Number: 13 - BOWDOIN ST WB-IN
 Route: BOWDOIN ST
 Location: W. of STANFORD AVE

Site Ref: 13
 Direction: WB-IN

Count Date	11/1/2021		11/2/2021		11/3/2021		11/4/2021		11/5/2021		Average	
Count Time	AM	PM	AM	PM	AM	PM	AM	PM	AM	PM	AM	PM
00:00	7	41	6	44	1	38	5	37	5	53	5	43
00:15	4	22	4	51	4	49	6	38	5	42	5	40
00:30	3	37	2	33	4	48	4	26	9	44	4	38
00:45	5	45	3	51	0	47	4	42	5	49	3	47
01:00	4	41	3	53	2	44	4	49	9	69	4	51
01:15	3	44	4	44	2	47	2	42	7	55	4	46
01:30	1	29	1	47	2	48	5	43	3	46	2	43
01:45	1	31	3	46	1	49	2	38	2	44	2	42
02:00	2	33	1	46	1	34	0	31	1	40	1	37
02:15	3	27	1	30	1	33	1	39	1	37	1	33
02:30	2	41	4	61	0	37	3	41	1	59	2	48
02:45	1	29	1	45	0	34	0	39	1	48	1	39
03:00	0	36	2	33	1	46	0	34	2	43	1	38
03:15	2	44	0	37	0	46	0	35	1	57	1	44
03:30	2	31	3	47	1	46	0	29	2	71	2	45
03:45	3	35	1	53	2	49	1	43	2	68	2	50
04:00	1	39	6	61	3	47	4	74	3	76	3	59
04:15	2	43	3	46	1	49	5	51	6	79	3	54
04:30	5	38	4	64	4	52	3	45	3	59	4	52
04:45	3	56	6	54	5	51	7	53	2	73	5	57
05:00	10	37	13	58	7	57	8	54	12	72	10	56
05:15	14	54	16	49	13	77	17	52	6	91	13	65
05:30	32	54	16	60	24	57	27	58	25	91	25	64
05:45	43	57	53	54	67	68	55	69	48	95	53	69
06:00	32	44	36	46	34	55	33	60	34	75	34	56
06:15	38	46	34	47	26	40	24	59	31	88	31	56
06:30	31	33	40	45	39	63	29	68	33	80	34	58
06:45	40	26	30	40	36	29	47	64	24	75	35	47
07:00	31	27	40	42	33	44	43	39	33	70	36	44
07:15	52	43	52	41	45	37	46	27	54	60	50	42
07:30	60	20	51	29	78	20	75	29	42	45	61	29
07:45	79	27	85	38	94	34	78	42	72	38	82	36
08:00	122	23	97	23	103	33	94	33	88	43	101	31
08:15	74	19	82	31	84	17	84	25	62	32	77	25
08:30	77	25	88	31	87	24	86	43	72	27	82	30
08:45	77	30	98	25	82	29	86	34	73	34	83	30
09:00	65	34	74	27	61	26	68	37	63	35	66	32
09:15	62	25	64	19	66	20	69	28	54	29	63	24
09:30	58	12	56	20	57	21	55	22	51	24	55	20
09:45	46	17	49	8	36	13	54	12	68	20	51	14
10:00	45	14	46	14	47	16	53	18	45	12	47	15
10:15	41	9	40	11	62	13	44	12	38	16	45	12
10:30	40	3	37	9	41	8	37	15	47	25	40	12
10:45	41	5	46	10	55	12	47	11	56	14	49	10
11:00	48	5	47	5	53	5	35	15	40	19	45	10
11:15	38	5	54	8	55	4	48	16	44	20	48	11
11:30	36	5	58	4	26	4	41	12	52	14	43	8
11:45	42	4	54	8	56	5	59	13	57	14	54	9
Totals	1428	1445	1514	1748	1502	1725	1498	1796	1394	2370	1468	1821
Day Total	2873		3262		3227		3294		3764		3289	
AM Pct	49.7%		46.4%		46.5%		45.5%		37.0%		44.6%	
Peak Hour	7:45	17:15	8:00	16:00	7:45	17:00	8:00	17:45	8:00	17:15	8:00	17:00
Peak Volume	352	209	365	225	368	259	350	256	295	352	343	254
P.H.F	0.7213	0.9167	0.9311	0.8789	0.8932	0.8409	0.9309	0.9275	0.8381	0.9263	0.8490	0.9203

AECOM

7:00-8:00 AM	222	176	228	225	250	199	242	223	201	287	229	222
7:15-8:15 AM	313	174	285	222	320	209	293	203	256	283	294	219
7:30-8:30 AM	335	185	315	225	359	237	331	204	264	295	321	230
7:45-8:45 AM	352	201	352	221	368	242	342	217	294	327	342	242
8:00-9:00 AM	350	202	365	221	356	259	350	233	295	349	343	254

4:00-5:00 PM	222	176	228	225	250	199	242	223	201	287	229	222
4:15-5:15 PM	313	174	285	222	320	209	293	203	256	283	294	219
4:30-5:30 PM	335	185	315	225	359	237	331	204	264	295	321	230
4:45-5:45 PM	352	201	352	221	368	242	342	217	294	327	342	242
5:00-6:00 PM	350	202	365	221	356	259	350	233	295	349	343	254

Client: AECOM SJ
 File Number: 13 - BOWDOIN ST EB-OUT
 Route: BOWDOIN ST
 Location: W. of STANFORD AVE

Site Ref: 13
 Direction: EB-OUT

Count Date	11/1/2021		11/2/2021		11/3/2021		11/4/2021		11/5/2021		Average	
Count Time	AM	PM	AM	PM	AM	PM	AM	PM	AM	PM	AM	PM
00:00	12	30	7	46	7	38	5	42	6	47	7	41
00:15	1	38	5	45	3	37	5	28	9	51	5	40
00:30	2	29	8	34	3	43	4	40	13	38	6	37
00:45	4	28	4	43	3	41	8	26	3	50	4	38
01:00	1	34	4	50	1	47	3	40	6	57	3	46
01:15	2	33	8	31	3	54	0	45	3	61	3	45
01:30	3	34	0	38	2	43	1	40	5	53	2	42
01:45	1	32	5	52	0	42	1	38	2	46	2	42
02:00	0	47	2	50	2	65	2	42	1	62	1	53
02:15	2	41	1	67	0	50	2	58	1	52	1	54
02:30	2	87	1	103	1	95	2	99	5	94	2	96
02:45	0	48	2	65	1	65	2	52	4	67	2	59
03:00	0	50	1	61	0	60	1	51	2	68	1	58
03:15	1	57	0	66	1	86	1	79	1	67	1	71
03:30	0	64	0	80	1	73	2	72	2	80	1	74
03:45	1	57	0	66	0	74	0	70	1	74	0	68
04:00	1	66	1	93	0	66	0	74	0	89	0	78
04:15	0	69	0	78	1	96	2	76	2	102	1	84
04:30	4	69	0	79	0	88	0	94	1	81	1	82
04:45	1	86	1	84	5	81	2	79	4	93	3	85
05:00	1	100	1	123	2	113	4	106	2	117	2	112
05:15	3	92	4	101	2	131	2	129	3	142	3	119
05:30	5	93	2	91	4	97	3	91	3	133	3	101
05:45	4	87	7	90	3	88	6	70	7	97	5	86
06:00	6	56	5	66	11	78	5	70	7	88	7	72
06:15	13	61	8	56	5	60	6	80	5	77	7	67
06:30	9	66	7	60	12	82	5	75	8	103	8	77
06:45	8	53	11	46	13	60	8	76	10	61	10	59
07:00	7	41	19	51	20	38	15	52	7	62	14	49
07:15	15	35	17	35	12	40	12	50	17	53	15	43
07:30	29	44	28	43	27	40	25	33	27	39	27	40
07:45	33	30	31	35	32	31	47	33	37	40	36	34
08:00	41	28	37	29	51	38	42	26	42	30	43	30
08:15	33	15	24	22	26	28	17	35	18	35	24	27
08:30	18	17	34	21	29	27	43	38	34	32	32	27
08:45	22	25	33	24	31	33	31	58	29	48	29	38
09:00	29	34	20	20	27	30	23	57	24	29	25	34
09:15	23	26	25	26	29	20	23	44	26	48	25	33
09:30	24	16	26	21	33	24	28	20	20	63	26	29
09:45	25	18	35	17	26	19	18	16	27	28	26	20
10:00	24	16	35	14	27	19	29	21	27	36	28	21
10:15	24	10	26	5	28	13	19	15	24	34	24	15
10:30	23	5	26	8	17	8	26	14	22	43	23	16
10:45	20	8	27	13	25	9	22	11	22	40	23	16
11:00	32	9	40	9	32	9	32	22	38	46	35	19
11:15	21	8	32	3	38	14	41	11	38	34	34	14
11:30	36	5	38	9	38	7	40	8	37	27	38	11
11:45	28	5	39	7	37	4	43	5	55	23	40	9
Totals	594	2002	687	2276	671	2404	658	2411	687	2940	658	2411
Day Total	2596		2963		3075		3069		3627		3069	
AM Pct	22.9%		23.2%		21.8%		21.4%		18.9%		21.4%	
Peak Hour	7:30	17:00	11:00	17:00	11:00	17:00	11:00	16:30	11:00	17:00	11:00	17:00
Peak Volume	136	372	149	405	145	429	156	408	168	489	147	418
P.H.F	0.8293	0.9300	0.9313	0.8232	0.9539	0.8187	0.9070	0.7907	0.7636	0.8609	0.9188	0.8782

AECOM

7:00-8:00 AM	84	290	95	334	91	331	99	323	88	365	92	329
7:15-8:15 AM	118	324	113	364	122	378	126	355	123	393	121	363
7:30-8:30 AM	136	347	120	387	136	413	131	408	124	433	130	398
7:45-8:45 AM	125	371	126	399	138	422	149	405	131	485	135	417
8:00-9:00 AM	114	372	128	405	137	429	133	396	123	489	128	418

4:00-5:00 PM	84	290	95	334	91	331	99	323	88	365	92	329
4:15-5:15 PM	118	324	113	364	122	378	126	355	123	393	121	363
4:30-5:30 PM	136	347	120	387	136	413	131	408	124	433	130	398
4:45-5:45 PM	125	371	126	399	138	422	149	405	131	485	135	417
5:00-6:00 PM	114	372	128	405	137	429	133	396	123	489	128	418

Client: AECOM SJ
 File Number: 14 - RAIMUNDO WAY WB-IN
 Route: RAIMUNDO WAY
 Location: W. of STANFORD AVE

Site Ref: 14
 Direction: WB-IN

Count Date	11/1/2021		11/2/2021		11/3/2021		11/4/2021		11/5/2021		Average	
Count Time	AM	PM	AM	PM	AM	PM	AM	PM	AM	PM	AM	PM
00:00	1	9	0	11	0	5	1	8	0	7	0	8
00:15	0	8	0	17	0	16	1	14	0	12	0	13
00:30	0	8	0	18	0	13	1	6	0	9	0	11
00:45	1	18	0	20	0	6	0	10	0	16	0	14
01:00	0	11	0	13	0	13	0	9	0	10	0	11
01:15	0	13	1	8	0	13	0	13	0	9	0	11
01:30	0	5	0	14	0	16	0	12	0	9	0	11
01:45	0	9	0	7	0	13	0	11	1	6	0	9
02:00	0	9	0	9	0	9	0	12	0	22	0	12
02:15	0	12	1	8	0	9	0	10	0	13	0	10
02:30	0	9	0	16	0	10	0	10	0	17	0	12
02:45	0	9	0	17	0	16	0	10	0	14	0	13
03:00	0	16	0	5	0	10	0	12	0	14	0	11
03:15	0	9	0	12	0	9	0	6	0	7	0	9
03:30	0	8	0	14	0	20	0	25	0	13	0	16
03:45	0	7	0	15	0	14	0	9	0	15	0	12
04:00	0	12	0	10	0	5	0	11	0	26	0	13
04:15	0	12	0	18	0	14	0	16	0	13	0	15
04:30	0	7	0	12	0	12	0	10	2	12	0	11
04:45	0	9	0	10	0	11	0	13	0	8	0	10
05:00	0	10	0	12	0	11	0	13	0	11	0	11
05:15	0	5	0	7	0	14	0	17	0	10	0	11
05:30	1	11	0	8	0	10	0	14	0	14	0	11
05:45	0	10	0	18	1	21	0	8	0	10	0	13
06:00	2	12	1	12	1	12	0	13	2	11	1	12
06:15	0	13	3	10	1	10	1	9	1	14	1	11
06:30	6	6	4	15	5	10	4	10	3	15	4	11
06:45	1	4	4	11	2	5	5	9	2	16	3	9
07:00	4	11	0	9	3	13	3	13	4	12	3	12
07:15	5	4	5	5	8	5	6	8	7	14	6	7
07:30	7	4	13	2	11	4	10	3	8	6	10	4
07:45	13	4	13	6	12	3	16	10	12	6	13	6
08:00	14	4	21	5	20	4	24	6	20	4	20	5
08:15	16	3	22	3	17	10	11	6	17	7	17	6
08:30	15	4	18	3	21	6	14	10	19	6	17	6
08:45	16	8	10	4	18	4	12	2	26	7	16	5
09:00	11	2	15	3	19	5	32	5	29	2	21	3
09:15	16	1	13	3	17	3	13	6	20	6	16	4
09:30	5	2	11	4	14	1	9	2	17	4	11	3
09:45	14	2	18	0	19	2	21	5	15	5	17	3
10:00	6	1	6	4	9	4	15	2	7	4	9	3
10:15	12	1	11	0	16	2	6	1	9	1	11	1
10:30	9	0	7	2	9	0	4	2	7	1	7	1
10:45	12	0	9	2	14	0	8	1	11	1	11	1
11:00	5	0	4	0	11	3	9	0	13	1	8	1
11:15	7	1	15	3	11	1	15	0	9	4	11	2
11:30	6	0	12	1	12	1	8	2	15	3	11	1
11:45	21	0	14	1	15	3	13	1	11	3	15	2
Totals	226	323	251	407	286	401	262	405	287	450	259	397
Day Total	549		658		687		667		737		656	
AM Pct	41.2%		38.1%		41.6%		39.3%		38.9%		39.5%	
Peak Hour	8:00	12:30	7:45	12:15	8:00	17:15	9:00	15:30	8:30	15:30	8:15	15:30
Peak Volume	61	50	74	68	76	57	75	61	94	67	71	56
P.H.F	0.9531	0.6944	0.8409	0.8500	0.9048	0.6786	0.5859	0.6100	0.8103	0.6442	0.8452	0.8750

AECOM

7:00-8:00 AM	29	40	31	50	34	42	35	50	31	59	32	49
7:15-8:15 AM	39	38	52	52	51	48	56	52	47	44	49	47
7:30-8:30 AM	50	31	69	41	60	48	61	53	57	41	60	43
7:45-8:45 AM	58	35	74	37	70	46	65	57	68	43	67	43
8:00-9:00 AM	61	36	71	45	76	56	61	52	82	45	70	46

4:00-5:00 PM	29	40	31	50	34	42	35	50	31	59	32	49
4:15-5:15 PM	39	38	52	52	51	48	56	52	47	44	49	47
4:30-5:30 PM	50	31	69	41	60	48	61	53	57	41	60	43
4:45-5:45 PM	58	35	74	37	70	46	65	57	68	43	67	43
5:00-6:00 PM	61	36	71	45	76	56	61	52	82	45	70	46

Client: AECOM SJ
 File Number: 14 - RAIMUNDO WAY EB-OUT
 Route: RAIMUNDO WAY
 Location: W. of STANFORD AVE

Site Ref: 14
 Direction: EB-OUT

Count Date	11/1/2021		11/2/2021		11/3/2021		11/4/2021		11/5/2021		Average	
Count Time	AM	PM	AM	PM	AM	PM	AM	PM	AM	PM	AM	PM
00:00	0	10	0	18	1	12	0	15	2	16	1	14
00:15	0	6	0	10	0	11	1	9	0	18	0	11
00:30	1	8	0	12	0	15	0	11	0	15	0	12
00:45	0	10	1	8	0	14	0	6	1	14	0	10
01:00	1	14	0	17	0	18	0	14	0	19	0	16
01:15	0	11	1	12	0	18	0	10	0	12	0	13
01:30	0	7	0	15	0	15	0	17	1	16	0	14
01:45	0	10	0	4	0	14	0	7	0	12	0	9
02:00	0	11	0	16	1	16	0	8	0	11	0	12
02:15	0	13	0	18	0	17	0	14	0	14	0	15
02:30	3	9	3	18	2	15	2	16	2	17	2	15
02:45	0	16	0	18	0	6	0	12	0	15	0	13
03:00	0	8	0	14	0	19	1	14	0	15	0	14
03:15	0	14	0	23	0	17	0	16	0	20	0	18
03:30	0	12	0	27	0	18	0	23	1	15	0	19
03:45	0	16	0	13	0	10	0	20	0	20	0	16
04:00	0	16	1	29	0	22	0	29	0	20	0	23
04:15	0	19	0	18	0	22	0	18	0	24	0	20
04:30	0	7	0	29	0	13	0	21	0	11	0	16
04:45	0	22	0	14	0	16	0	13	1	19	0	17
05:00	0	13	0	16	0	17	0	17	0	18	0	16
05:15	0	12	0	15	0	16	0	19	0	17	0	16
05:30	0	13	1	20	0	19	0	14	1	21	0	17
05:45	1	14	2	13	1	10	0	11	0	22	1	14
06:00	0	11	0	19	2	12	0	17	0	14	0	15
06:15	0	12	1	18	1	12	1	12	0	20	1	15
06:30	1	8	1	5	3	8	1	22	3	9	2	10
06:45	5	3	6	10	5	4	5	8	4	12	5	7
07:00	2	3	2	5	2	3	4	5	4	10	3	5
07:15	2	6	7	4	3	8	6	7	4	3	4	6
07:30	8	6	10	3	12	6	10	5	10	6	10	5
07:45	36	3	27	5	23	4	29	3	29	8	29	5
08:00	18	5	21	3	21	7	14	4	15	4	18	5
08:15	10	6	12	3	9	5	11	8	10	4	10	5
08:30	19	3	14	2	14	6	9	2	16	2	14	3
08:45	15	3	17	9	14	8	16	1	24	4	17	5
09:00	14	5	12	4	20	2	15	6	12	2	15	4
09:15	7	2	8	4	8	3	11	3	13	5	9	3
09:30	9	2	11	4	9	1	12	3	13	3	11	3
09:45	14	2	12	0	16	1	9	2	9	1	12	1
10:00	16	0	8	2	15	0	12	3	11	3	12	2
10:15	12	2	13	0	12	3	13	0	15	2	13	1
10:30	10	0	17	0	12	0	18	1	16	6	15	1
10:45	6	0	17	0	12	4	8	1	25	1	14	1
11:00	12	0	16	0	12	1	15	0	16	3	14	1
11:15	11	0	12	3	15	0	10	2	12	1	12	1
11:30	11	0	8	1	13	1	12	2	14	0	12	1
11:45	9	1	17	1	18	1	11	0	16	1	14	1
Totals	253	374	278	502	276	470	256	471	300	525	270	466
Day Total	627		780		746		727		825		736	
AM Pct	40.4%		35.6%		37.0%		35.2%		36.4%		36.7%	
Peak Hour	7:45	16:00	7:45	15:15	7:45	16:00	7:30	15:30	10:15	15:30	7:45	15:30
Peak Volume	83	64	74	92	67	73	64	90	72	79	71	78
P.H.F	0.5764	0.7273	0.6852	0.7931	0.7283	0.8295	0.5517	0.7759	0.7200	0.8229	0.6121	0.8478

AECOM

7:00-8:00 AM	48	64	46	90	40	73	49	81	47	74	46	76
7:15-8:15 AM	64	61	65	77	59	68	59	69	58	72	61	69
7:30-8:30 AM	72	54	70	74	65	62	64	70	64	65	67	65
7:45-8:45 AM	83	60	74	65	67	68	63	63	70	75	71	66
8:00-9:00 AM	62	52	64	64	58	62	50	61	65	78	59	63

4:00-5:00 PM	48	64	46	90	40	73	49	81	47	74	46	76
4:15-5:15 PM	64	61	65	77	59	68	59	69	58	72	61	69
4:30-5:30 PM	72	54	70	74	65	62	64	70	64	65	67	65
4:45-5:45 PM	83	60	74	65	67	68	63	63	70	75	71	66
5:00-6:00 PM	62	52	64	64	58	62	50	61	65	78	59	63

Client: AECOM SJ
 File Number: 15 - SANTA MARIA AVE NB-IN
 Route: SANTA MARIA AVE
 Location: N. of JUNIPERO SERRA BLVD

Site Ref: 15
 Direction: NB-IN

Count Date	11/1/2021		11/2/2021		11/3/2021		11/4/2021		11/5/2021		Average	
Count Time	AM	PM	AM	PM	AM	PM	AM	PM	AM	PM	AM	PM
00:00	0	3	0	3	0	2	0	1	0	5	0	3
00:15	0	2	0	2	0	2	0	2	0	0	0	2
00:30	0	1	0	1	0	4	0	1	0	1	0	2
00:45	0	0	0	6	0	4	0	0	0	3	0	3
01:00	0	1	0	5	0	1	0	2	0	3	0	2
01:15	0	1	0	3	0	2	1	1	0	3	0	2
01:30	0	1	0	0	0	6	0	3	0	3	0	3
01:45	0	2	0	1	0	1	0	2	0	4	0	2
02:00	0	2	0	1	1	1	0	3	0	3	0	2
02:15	0	3	0	1	0	1	0	1	0	3	0	2
02:30	0	2	0	2	0	3	0	2	0	1	0	2
02:45	0	4	0	2	0	2	0	0	0	4	0	2
03:00	0	2	0	4	0	1	1	3	0	1	0	2
03:15	0	0	0	2	0	0	0	3	0	3	0	2
03:30	0	0	0	1	0	1	0	2	0	3	0	1
03:45	0	1	0	4	0	3	0	2	0	3	0	3
04:00	0	1	0	2	0	1	0	1	0	4	0	2
04:15	0	1	0	2	0	4	0	1	0	0	0	2
04:30	1	3	0	1	0	1	0	2	0	2	0	2
04:45	0	1	0	2	0	2	0	1	0	6	0	2
05:00	0	0	0	1	0	2	0	0	0	2	0	1
05:15	0	1	0	2	0	1	0	1	0	1	0	1
05:30	0	4	0	0	0	3	0	2	0	2	0	2
05:45	1	1	0	5	0	3	0	2	0	5	0	3
06:00	2	4	1	2	0	1	1	1	0	1	1	2
06:15	1	0	0	1	0	1	0	1	0	1	0	1
06:30	0	1	0	1	0	4	0	3	0	0	0	2
06:45	1	1	2	1	2	1	0	2	0	0	1	1
07:00	2	2	2	1	2	2	2	3	3	0	2	2
07:15	2	2	6	2	2	4	8	0	3	0	4	2
07:30	4	0	0	0	6	0	4	1	4	0	4	0
07:45	4	1	6	1	4	0	6	0	7	1	5	1
08:00	3	0	6	1	6	0	6	1	3	2	5	1
08:15	5	2	4	0	6	2	6	0	2	2	5	1
08:30	3	2	1	0	1	0	5	1	3	1	3	1
08:45	2	0	5	0	1	2	1	1	3	1	2	1
09:00	4	2	5	1	3	0	0	1	2	1	3	1
09:15	0	0	4	1	1	0	2	2	1	3	2	1
09:30	3	0	3	0	1	0	2	0	3	1	2	0
09:45	6	1	0	0	4	0	3	0	7	0	4	0
10:00	3	0	3	0	5	0	1	0	7	0	4	0
10:15	1	0	1	0	1	0	6	1	2	0	2	0
10:30	2	0	4	0	3	0	5	0	3	0	3	0
10:45	1	0	1	0	2	0	4	1	1	0	2	0
11:00	1	0	4	0	3	0	9	0	2	0	4	0
11:15	1	1	5	0	3	0	2	0	4	1	3	0
11:30	1	0	1	0	5	0	3	0	0	0	2	0
11:45	0	0	2	0	3	0	2	1	6	0	3	0
Totals	54	56	66	65	65	68	80	58	66	80	66	67
Day Total	110		131		133		138		146		133	
AM Pct	49.1%		50.4%		48.9%		58.0%		45.2%		49.6%	
Peak Hour	7:30	14:00	7:15	12:30	7:30	12:45	7:15	15:00	9:30	13:00	7:30	12:00
Peak Volume	16	11	18	15	22	13	24	10	19	13	19	10
P.H.F	0.8000	0.6875	0.7500	0.6250	0.9167	0.5417	0.7500	0.8333	0.6786	0.8125	0.9500	0.8333

AECOM

7:00-8:00 AM	12	6	14	7	14	8	20	5	17	12	15	8
7:15-8:15 AM	13	5	18	6	18	9	24	4	17	10	18	7
7:30-8:30 AM	16	5	16	6	22	6	22	4	16	11	19	6
7:45-8:45 AM	15	6	17	5	17	8	23	4	15	11	18	6
8:00-9:00 AM	13	6	16	8	14	9	18	5	11	10	15	7

4:00-5:00 PM	12	6	14	7	14	8	20	5	17	12	15	8
4:15-5:15 PM	13	5	18	6	18	9	24	4	17	10	18	7
4:30-5:30 PM	16	5	16	6	22	6	22	4	16	11	19	6
4:45-5:45 PM	15	6	17	5	17	8	23	4	15	11	18	6
5:00-6:00 PM	13	6	16	8	14	9	18	5	11	10	15	7

Client: AECOM SJ
 File Number: 15 - SANTA MARIA AVE SB-OUT
 Route: SANTA MARIA AVE
 Location: N. of JUNIPERO SERRA BLVD

Site Ref: 15
 Direction: SB-OUT

Count Date	11/1/2021		11/2/2021		11/3/2021		11/4/2021		11/5/2021		Average	
Count Time	AM	PM	AM	PM	AM	PM	AM	PM	AM	PM	AM	PM
00:00	1	3	0	2	0	1	0	2	0	2	0	2
00:15	0	1	0	4	0	0	0	1	0	0	0	1
00:30	0	0	0	2	0	0	0	1	0	1	0	1
00:45	0	1	0	3	0	3	0	2	0	0	0	2
01:00	0	3	0	4	0	4	1	3	0	3	0	3
01:15	0	0	0	1	0	1	0	0	0	5	0	1
01:30	0	3	0	2	0	2	0	0	0	4	0	2
01:45	0	0	0	1	0	0	0	1	0	1	0	1
02:00	0	3	0	0	0	2	0	3	0	3	0	2
02:15	0	1	0	0	0	1	0	0	0	1	0	1
02:30	0	3	0	1	0	2	0	0	0	1	0	1
02:45	0	2	0	1	0	1	0	2	0	1	0	1
03:00	0	3	0	3	0	3	0	1	0	3	0	3
03:15	0	1	0	3	0	2	0	0	0	3	0	2
03:30	0	2	0	3	0	1	0	2	0	2	0	2
03:45	0	1	0	1	0	5	0	5	0	6	0	4
04:00	0	3	0	0	0	2	0	2	0	3	0	2
04:15	0	0	0	0	0	2	0	1	0	4	0	1
04:30	0	3	0	0	0	2	0	3	0	0	0	2
04:45	0	1	0	1	0	1	0	0	0	0	0	1
05:00	0	2	0	1	0	0	0	0	0	1	0	1
05:15	0	1	0	2	0	1	0	1	0	2	0	1
05:30	0	0	0	1	0	0	1	1	1	1	0	1
05:45	1	1	0	2	0	1	1	0	1	4	1	2
06:00	0	0	0	0	0	1	2	2	0	0	0	1
06:15	1	1	0	2	0	0	0	0	1	0	0	1
06:30	0	0	0	1	0	2	0	1	0	2	0	1
06:45	1	1	0	0	0	0	0	1	0	1	0	1
07:00	2	1	1	1	0	0	1	1	0	3	1	1
07:15	1	0	2	1	1	1	1	0	1	0	1	0
07:30	1	1	2	0	3	2	2	0	4	0	2	1
07:45	2	1	1	0	0	1	1	0	2	1	1	1
08:00	0	0	2	1	1	1	3	1	1	1	1	1
08:15	2	0	1	1	0	0	1	1	1	1	1	1
08:30	0	0	2	0	2	0	2	1	1	0	1	0
08:45	0	0	1	0	0	0	1	0	0	1	0	0
09:00	1	0	1	0	2	2	0	0	4	1	2	1
09:15	0	0	1	1	1	2	1	2	2	1	1	1
09:30	2	0	1	0	2	0	2	0	2	1	2	0
09:45	0	0	0	0	0	0	3	1	0	0	1	0
10:00	1	1	3	0	3	0	0	0	1	0	2	0
10:15	0	0	1	0	1	0	2	2	1	0	1	0
10:30	1	0	0	0	3	0	0	0	2	0	1	0
10:45	3	0	1	0	1	0	1	1	1	2	1	1
11:00	3	0	0	0	3	1	2	0	1	1	2	0
11:15	1	0	2	0	0	0	3	0	0	0	1	0
11:30	4	0	2	0	2	0	2	0	0	0	2	0
11:45	1	0	0	0	0	0	1	0	2	1	1	0
Totals	29	44	24	46	25	50	34	45	29	68	26	52
Day Total	73		70		75		79		97		78	
AM Pct	39.7%		34.3%		33.3%		43.0%		29.9%		33.3%	
Peak Hour	10:45	14:00	7:15	12:15	10:00	15:00	10:45	15:45	7:15	15:30	9:00	15:00
Peak Volume	11	9	7	13	8	11	8	11	8	15	6	11
P.H.F	0.6875	0.7500	0.8750	0.8125	0.6667	0.5500	0.6667	0.5500	0.5000	0.6250	0.7500	0.6875

AECOM

7:00-8:00 AM	6	7	6	1	4	7	5	6	7	7	5	6
7:15-8:15 AM	4	6	7	2	5	5	7	4	8	5	5	5
7:30-8:30 AM	5	7	6	4	4	4	7	4	8	3	5	5
7:45-8:45 AM	4	4	6	5	3	2	7	2	5	4	4	4
8:00-9:00 AM	2	4	6	6	3	2	7	2	3	8	3	5
4:00-5:00 PM	6	7	6	1	4	7	5	6	7	7	5	6
4:15-5:15 PM	4	6	7	2	5	5	7	4	8	5	5	5
4:30-5:30 PM	5	7	6	4	4	4	7	4	8	3	5	5
4:45-5:45 PM	4	4	6	5	3	2	7	2	5	4	4	4
5:00-6:00 PM	2	4	6	6	3	2	7	2	3	8	3	5

Client: AECOM SJ
 File Number: 16 - CAMPUS DR EAST EB-IN
 Route: CAMPUS DR EAST
 Location: E. of JUNIPERO SERRA BLVD

Site Ref: 16
 Direction: EB-IN

Count Date	11/1/2021		11/2/2021		11/3/2021		11/4/2021		11/5/2021		Average	
Count Time	AM	PM	AM	PM	AM	PM	AM	PM	AM	PM	AM	PM
00:00	8	21	5	27	9	32	6	35	5	41	7	31
00:15	10	27	6	38	3	27	3	37	10	41	6	34
00:30	5	25	7	26	4	43	4	28	6	40	5	32
00:45	2	26	2	41	1	33	5	31	7	47	3	36
01:00	4	33	1	35	2	37	3	47	5	37	3	38
01:15	4	25	6	42	1	31	2	34	2	40	3	34
01:30	3	26	1	28	1	31	0	30	4	32	2	29
01:45	4	17	3	33	1	22	3	31	2	31	3	27
02:00	2	21	2	28	1	21	2	27	3	36	2	27
02:15	2	17	3	18	0	19	0	27	2	41	1	24
02:30	0	27	6	34	0	31	0	27	4	46	2	33
02:45	2	25	3	27	0	37	0	30	0	33	1	30
03:00	0	37	1	40	1	29	0	29	1	30	1	33
03:15	0	30	0	37	2	32	0	44	1	52	1	39
03:30	2	33	0	38	0	28	0	33	0	54	0	37
03:45	1	39	0	41	0	50	1	41	0	49	0	44
04:00	0	30	1	47	0	32	0	37	1	44	0	38
04:15	2	30	1	44	0	23	0	37	0	58	1	38
04:30	0	37	1	36	0	27	0	31	0	53	0	37
04:45	1	29	3	39	3	45	4	49	4	68	3	46
05:00	2	32	1	34	1	45	4	37	3	63	2	42
05:15	4	34	3	42	1	35	1	35	3	48	2	39
05:30	8	28	7	38	12	34	7	41	6	58	8	40
05:45	16	31	11	52	15	32	14	57	8	61	13	47
06:00	12	41	12	54	10	40	13	44	7	54	11	47
06:15	5	36	10	53	9	42	16	48	16	57	11	47
06:30	23	25	26	31	26	21	18	49	19	47	22	35
06:45	11	17	11	40	14	41	17	43	16	76	14	43
07:00	15	24	11	38	13	25	12	31	11	51	12	34
07:15	24	27	20	37	13	24	25	35	20	33	20	31
07:30	32	22	24	22	30	16	35	23	31	26	30	22
07:45	39	23	42	19	40	28	40	26	37	17	40	23
08:00	66	21	63	29	66	27	50	24	41	33	57	27
08:15	69	11	63	20	64	12	63	16	55	21	63	16
08:30	70	10	87	15	80	27	70	17	76	16	77	17
08:45	51	19	84	16	75	17	57	17	59	14	65	17
09:00	61	11	53	18	53	22	54	20	48	19	54	18
09:15	56	15	42	21	65	14	56	11	41	16	52	15
09:30	48	13	37	15	42	11	54	14	47	20	46	15
09:45	53	7	35	9	45	11	51	15	36	17	44	12
10:00	33	11	27	13	25	11	32	14	32	11	30	12
10:15	38	12	29	12	37	11	46	17	27	22	35	15
10:30	33	6	30	10	22	7	27	15	24	25	27	13
10:45	34	10	30	10	36	8	40	13	41	25	36	13
11:00	29	6	30	9	40	6	39	6	34	10	34	7
11:15	26	9	33	6	33	18	33	6	42	14	33	11
11:30	33	5	43	8	36	12	40	9	36	6	38	8
11:45	33	5	33	5	35	6	34	10	30	17	33	9
Totals	976	1066	949	1375	967	1233	981	1378	903	1750	953	1362
Day Total	2042		2324		2200		2359		2653		2315	
AM Pct	47.8%		40.8%		44.0%		41.6%		34.0%		41.2%	
Peak Hour	8:00	15:00	8:00	17:30	8:00	16:45	8:15	17:45	8:15	16:15	8:00	17:30
Peak Volume	256	139	297	197	285	159	244	198	238	242	262	181
P.H.F	0.9143	0.8910	0.8534	0.9120	0.8906	0.8833	0.8714	0.8684	0.7829	0.8897	0.8506	0.9628

AECOM

7:00-8:00 AM	110	126	97	166	96	127	112	154	99	223	102	159
7:15-8:15 AM	161	128	149	153	149	140	150	154	129	242	147	163
7:30-8:30 AM	206	132	192	151	200	152	188	152	164	232	190	164
7:45-8:45 AM	244	123	255	153	250	159	223	162	209	237	237	167
8:00-9:00 AM	256	125	297	166	285	146	240	170	231	230	262	168

4:00-5:00 PM	110	126	97	166	96	127	112	154	99	223	102	159
4:15-5:15 PM	161	128	149	153	149	140	150	154	129	242	147	163
4:30-5:30 PM	206	132	192	151	200	152	188	152	164	232	190	164
4:45-5:45 PM	244	123	255	153	250	159	223	162	209	237	237	167
5:00-6:00 PM	256	125	297	166	285	146	240	170	231	230	262	168

Client: AECOM SJ
 File Number: 16 - CAMPUS DR EAST WB-OUT
 Route: CAMPUS DR EAST
 Location: E. of JUNIPERO SERRA BLVD

Site Ref: 16
 Direction: WB-OUT

Count Date	11/1/2021		11/2/2021		11/3/2021		11/4/2021		11/5/2021		Average	
Count Time	AM	PM	AM	PM	AM	PM	AM	PM	AM	PM	AM	PM
00:00	3	30	5	40	5	35	11	36	17	35	8	35
00:15	6	31	10	30	3	25	7	38	10	29	7	31
00:30	5	30	3	33	1	31	5	38	9	28	5	32
00:45	5	28	8	37	0	18	4	30	5	38	4	30
01:00	4	37	5	33	3	33	3	37	3	52	4	38
01:15	2	35	3	44	0	42	1	36	6	51	2	42
01:30	3	38	1	40	1	36	3	36	4	67	2	43
01:45	4	35	5	41	0	43	3	37	0	43	2	40
02:00	2	32	2	55	6	31	1	40	4	56	3	43
02:15	2	37	4	38	2	37	0	40	1	49	2	40
02:30	1	46	4	50	0	46	1	58	4	57	2	51
02:45	1	43	5	45	0	38	0	25	0	58	1	42
03:00	1	51	1	52	1	52	0	49	1	69	1	55
03:15	0	43	1	45	0	50	0	70	1	63	0	54
03:30	0	36	1	61	0	50	0	39	1	59	0	49
03:45	1	45	1	53	0	58	0	52	1	57	1	53
04:00	0	54	2	64	0	70	1	63	1	66	1	63
04:15	1	43	1	63	0	51	0	57	3	57	1	54
04:30	0	57	0	62	1	61	1	58	2	71	1	62
04:45	1	51	0	83	1	55	1	75	1	86	1	70
05:00	1	55	1	81	2	85	1	91	2	82	1	79
05:15	0	72	2	83	2	69	2	83	2	81	2	78
05:30	4	51	0	67	3	58	2	66	4	76	3	64
05:45	9	64	5	44	5	68	3	43	4	63	5	56
06:00	7	43	6	44	2	55	8	51	6	67	6	52
06:15	8	38	13	52	9	58	6	68	4	59	8	55
06:30	8	44	11	53	11	45	5	58	8	64	9	53
06:45	4	38	7	34	11	57	5	51	10	51	7	46
07:00	17	40	14	41	11	34	8	49	2	51	10	43
07:15	11	32	11	52	14	42	14	46	12	41	12	43
07:30	28	37	14	33	19	37	26	36	21	41	22	37
07:45	30	29	27	30	31	29	28	32	27	26	29	29
08:00	27	28	33	33	41	27	45	28	35	36	36	30
08:15	24	25	25	26	29	26	22	34	21	28	24	28
08:30	23	19	43	23	19	36	30	29	28	38	29	29
08:45	21	27	18	20	32	32	22	32	18	37	22	30
09:00	33	19	36	23	32	31	29	57	32	38	32	34
09:15	28	18	34	26	24	22	37	33	34	46	31	29
09:30	32	15	45	23	36	26	41	21	32	59	37	29
09:45	32	25	29	23	38	14	28	19	25	31	30	22
10:00	18	23	27	14	40	11	27	23	34	28	29	20
10:15	36	21	33	14	27	10	27	25	33	29	31	20
10:30	26	18	31	14	22	15	23	17	14	35	23	20
10:45	27	7	36	10	28	5	23	18	42	24	31	13
11:00	24	9	27	7	25	12	22	7	32	32	26	13
11:15	36	13	34	5	27	4	24	12	39	31	32	13
11:30	38	10	48	8	34	8	33	8	42	27	39	12
11:45	34	4	28	3	26	9	31	11	44	19	33	9
Totals	628	1626	700	1855	624	1787	614	1962	681	2331	647	1913
Day Total	2254		2555		2411		2576		3012		2560	
AM Pct	27.9%		27.4%		25.9%		23.8%		22.6%		25.3%	
Peak Hour	11:00	17:00	10:45	16:45	9:30	17:00	9:00	16:45	11:00	16:45	9:00	16:45
Peak Volume	132	242	145	314	141	280	135	315	157	325	130	291
P.H.F	0.8684	0.8403	0.7552	0.9458	0.8813	0.8235	0.8232	0.8654	0.8920	0.9448	0.8784	0.9209

AECOM												
7:00-8:00 AM	86	205	66	272	75	237	76	253	62	280	73	249
7:15-8:15 AM	96	206	85	289	105	252	113	281	95	296	99	265
7:30-8:30 AM	109	235	99	309	120	270	121	307	104	320	111	289
7:45-8:45 AM	104	229	128	314	120	267	125	315	111	325	118	291
8:00-9:00 AM	95	242	119	275	121	280	119	283	102	302	111	277

4:00-5:00 PM	86	205	66	272	75	237	76	253	62	280	73	249
4:15-5:15 PM	96	206	85	289	105	252	113	281	95	296	99	265
4:30-5:30 PM	109	235	99	309	120	270	121	307	104	320	111	289
4:45-5:45 PM	104	229	128	314	120	267	125	315	111	325	118	291
5:00-6:00 PM	95	242	119	275	121	280	119	283	102	302	111	277

Appendix B

Detailed Daily Parking Lot Counts

NOT COLLECTED IN SPRING 2021

COLLECTED IN FALL 2021 ONLY

Weeks 3-8 only

Client: AECOM SJ
 File Number: PS-1A - SB-IN
 Route: PS-1A
 Location: PS-1A

Site Ref: PS-1A
 Direction: SB-IN

Count Date	9/27/2021		9/28/2021		9/29/2021		9/30/2021		10/1/2021		Average	
Count Time	AM	PM	AM	PM	AM	PM	AM	PM	AM	PM	AM	PM
0:00	1	1	3	10	0	16	0	11	0	24	1	12
0:15	0	10	0	15	0	7	0	20	2	6	0	12
0:30	0	12	1	20	0	11	0	13	0	6	0	12
0:45	0	12	0	12	0	7	0	17	0	23	0	14
1:00	0	11	0	6	0	8	1	11	0	4	0	8
1:15	2	5	2	9	0	12	0	20	0	5	1	10
1:30	1	10	2	9	0	13	2	10	0	8	1	10
1:45	0	15	1	11	0	18	3	17	1	20	1	16
2:00	0	13	0	22	0	12	0	13	1	10	0	14
2:15	0	0	0	7	3	8	2	5	2	8	1	6
2:30	3	11	2	6	3	13	0	17	0	10	2	11
2:45	0	12	1	6	0	0	1	7	1	10	1	7
3:00	0	9	1	3	0	12	0	7	2	4	1	7
3:15	1	5	3	5	4	6	2	7	1	15	2	8
3:30	5	18	6	7	5	2	5	6	1	9	4	8
3:45	0	5	3	11	1	10	4	6	3	10	2	8
4:00	2	13	0	15	2	7	1	10	1	12	1	11
4:15	3	12	5	6	6	13	2	17	3	16	4	13
4:30	2	12	10	7	6	6	6	10	5	7	6	8
4:45	8	5	9	6	10	5	10	4	12	3	10	5
5:00	9	6	11	7	5	5	12	13	9	7	9	8
5:15	4	8	10	11	12	13	10	8	15	10	10	10
5:30	17	0	23	10	18	0	19	6	20	10	19	5
5:45	25	5	24	4	37	7	27	10	21	8	27	7
6:00	20	12	31	11	33	9	39	8	25	18	30	12
6:15	33	13	44	12	29	6	32	9	50	7	38	9
6:30	38	3	39	2	45	2	45	6	37	4	41	3
6:45	30	3	28	2	40	3	31	3	40	6	34	3
7:00	20	6	18	3	27	4	22	3	18	0	21	3
7:15	22	3	19	8	14	2	19	9	18	2	18	5
7:30	13	3	16	3	20	6	16	7	11	2	15	4
7:45	16	0	12	6	17	0	16	0	11	2	14	2
8:00	17	4	18	0	29	2	18	5	16	6	20	3
8:15	18	1	34	3	18	2	26	5	25	6	24	3
8:30	18	4	10	4	15	3	22	6	18	3	17	4
8:45	7	3	22	6	15	2	22	1	17	0	17	2
9:00	11	8	14	0	20	5	12	5	10	5	13	5
9:15	12	0	17	0	11	3	16	4	15	4	14	2
9:30	18	2	27	4	9	3	8	1	27	4	18	3
9:45	13	7	18	10	9	5	9	6	3	3	10	6
10:00	9	4	23	7	13	9	5	8	6	5	11	7
10:15	9	3	15	1	11	5	9	6	13	5	11	4
10:30	6	4	5	2	10	0	17	2	9	3	9	2
10:45	13	3	9	2	13	2	4	1	13	3	10	2
11:00	13	3	11	1	7	0	6	0	10	4	9	2
11:15	14	3	8	0	10	1	14	0	12	0	12	1
11:30	6	4	7	1	6	3	12	3	7	3	8	3
11:45	9	1	5	0	11	1	16	0	8	0	10	0
Totals	468	307	567	313	544	289	543	363	519	340	527	320
Day Total	775		880		833		906		859		847	
AM Pct	60.4%		64.4%		65.3%		59.9%		60.4%		62.2%	
Peak Hour	6:00	15:30	6:00	12:00	6:00	13:15	6:00	12:00	6:00	12:00	6:00	12:00
Peak Volume	121	48	142	57	147	55	147	61	152	59	143	50
P.H.F	0.7961	0.6667	0.8068	0.7125	0.8167	0.7639	0.8167	0.7625	0.7600	0.6146	0.8720	0.8929

AECOM

7:00-8:00 AM	71	65	78	73	58	69
7:15-8:15 AM	68	65	80	69	56	68
7:30-8:30 AM	64	80	84	76	63	73
7:45-8:45 AM	69	74	79	82	70	75
8:00-9:00 AM	60	84	77	88	76	77

4:00-5:00 AM	42	34	31	41	38	37
4:15-5:15 AM	35	26	29	44	33	33
4:30-5:30 AM	31	31	29	35	27	31
4:45-5:45 AM	19	34	23	31	30	27
5:00-6:00 AM	19	32	25	37	35	30

Client: AECOM SJ
 File Number: PS-1A - NB-OUT
 Route: PS-1A
 Location: PS-1A

Site Ref: PS-1A
 Direction: NB-OUT

Count Date	9/27/2021		9/28/2021		9/29/2021		9/30/2021		10/1/2021		Average	
Count Time	AM	PM	AM	PM	AM	PM	AM	PM	AM	PM	AM	PM
0:00	2	4	10	11	5	13	5	18	8	8	6	11
0:15	3	5	4	7	0	8	8	8	6	12	4	8
0:30	2	13	2	12	1	14	2	12	4	8	2	12
0:45	2	18	5	7	0	13	0	10	0	24	1	14
1:00	2	12	18	15	14	20	12	8	14	12	12	13
1:15	4	13	6	29	2	11	4	15	4	14	4	16
1:30	1	15	0	17	5	20	4	14	0	6	2	14
1:45	0	15	6	15	2	10	0	34	4	10	2	17
2:00	5	18	1	13	3	7	4	18	4	14	3	14
2:15	0	8	2	21	2	24	0	20	2	16	1	18
2:30	0	27	0	29	0	34	0	26	2	22	0	28
2:45	0	18	2	13	1	8	0	24	2	22	1	17
3:00	2	17	0	26	3	23	0	30	0	30	1	25
3:15	4	36	2	37	2	22	0	42	0	30	2	33
3:30	0	34	1	38	0	36	4	42	2	34	1	37
3:45	2	23	1	24	3	23	0	32	4	38	2	28
4:00	0	33	0	34	0	33	2	28	0	21	0	30
4:15	2	22	0	20	6	29	2	36	4	28	3	27
4:30	12	17	10	18	9	16	8	38	10	27	10	23
4:45	0	17	3	12	0	17	2	16	0	36	1	20
5:00	0	30	6	34	6	32	4	40	2	18	4	31
5:15	2	31	2	47	0	45	0	36	0	48	1	41
5:30	2	17	0	22	1	43	6	40	4	19	3	28
5:45	1	21	6	19	4	25	2	22	0	26	3	23
6:00	2	20	0	27	4	34	2	22	6	39	3	28
6:15	2	29	4	20	7	30	8	30	8	20	6	26
6:30	2	11	2	26	8	16	4	18	6	32	4	21
6:45	13	18	17	14	9	19	14	24	24	24	15	20
7:00	13	15	23	19	17	35	20	26	18	14	18	22
7:15	16	15	20	22	12	36	16	22	10	28	15	25
7:30	18	24	12	14	23	30	12	35	6	24	14	25
7:45	11	14	16	17	13	22	2	18	8	14	10	17
8:00	3	17	2	9	5	12	10	20	4	16	5	15
8:15	5	9	8	16	13	15	9	4	17	6	10	10
8:30	5	6	0	13	3	12	2	3	6	14	3	10
8:45	12	5	6	11	8	6	6	8	2	6	7	7
9:00	7	4	3	10	4	8	4	6	2	8	4	7
9:15	4	10	4	0	1	10	6	6	4	14	4	8
9:30	2	6	8	8	8	2	6	12	8	8	6	7
9:45	8	6	10	4	4	4	4	6	4	16	6	7
10:00	4	3	6	3	5	6	6	10	18	2	8	5
10:15	6	3	12	3	10	4	2	6	8	6	8	4
10:30	10	15	14	9	5	2	10	8	16	4	11	8
10:45	11	5	1	3	7	3	10	6	10	4	8	4
11:00	3	1	10	6	13	14	12	9	6	6	9	7
11:15	8	6	8	12	7	6	26	10	13	14	12	10
11:30	7	10	5	10	6	20	12	16	2	20	6	15
11:45	13	3	2	0	8	9	4	2	16	4	9	4
Totals	233	719	280	796	269	881	276	936	298	866	270	840
Day Total	952		1076		1150		1212		1164		1110	
AM Pct	24.5%		26.0%		23.4%		22.8%		25.6%		24.3%	
Peak Hour	6:45	15:15	6:45	15:15	7:00	17:15	6:45	15:00	6:30	15:00	6:45	15:15
Peak Volume	60	126	72	133	65	147	62	146	58	132	62	128
P.H.F	0.8333	0.8750	0.7826	0.8750	0.7065	0.8167	0.7750	0.8690	0.6042	0.8684	0.8611	0.8649

AECOM												
7:00-8:00 AM	58		71		65		50		42		57	
7:15-8:15 AM	48		50		53		40		28		44	
7:30-8:30 AM	37		38		54		33		35		39	
7:45-8:45 AM	24		26		34		23		35		28	
8:00-9:00 AM	25		16		29		27		29		25	

4:00-5:00 AM		89		84		95		118		112		100
4:15-5:15 AM		86		84		94		130		109		101
4:30-5:30 AM		95		111		110		130		129		115
4:45-5:45 AM		95		115		137		132		121		120
5:00-6:00 AM		99		122		145		138		111		123

Client: AECOM SJ
 File Number: PS-1B - NB-IN
 Route: PS-1B
 Location: PS-1B

Site Ref: PS-1B
 Direction: NB-IN

Count Date	9/27/2021		9/28/2021		9/29/2021		9/30/2021		10/1/2021		Average	
Count Time	AM	PM	AM	PM	AM	PM	AM	PM	AM	PM	AM	PM
0:00	1	1	0	9	3	9	4	9	0	7	2	7
0:15	1	7	0	4	0	7	0	14	1	4	0	7
0:30	0	4	0	9	0	7	0	5	0	3	0	6
0:45	1	7	0	8	0	9	0	5	0	9	0	8
1:00	0	8	0	5	1	14	0	8	0	7	0	8
1:15	0	11	0	11	0	8	0	3	0	8	0	8
1:30	0	1	0	11	0	16	0	11	0	8	0	9
1:45	0	8	1	3	0	8	0	7	0	1	0	5
2:00	0	9	0	19	0	1	0	9	0	8	0	9
2:15	0	14	0	7	0	5	0	3	0	15	0	9
2:30	0	3	0	8	0	5	3	14	0	9	1	8
2:45	0	5	0	4	0	4	0	8	1	4	0	5
3:00	0	5	0	8	1	5	0	7	0	4	0	6
3:15	0	5	0	11	0	3	0	5	0	5	0	6
3:30	0	12	1	12	0	8	0	5	0	5	0	8
3:45	1	8	3	8	1	5	0	14	1	7	1	8
4:00	0	7	3	7	1	7	4	4	1	5	2	6
4:15	3	3	3	8	1	14	0	3	1	9	2	7
4:30	0	1	1	11	1	9	1	3	0	8	1	6
4:45	3	11	3	5	7	7	3	8	1	5	3	7
5:00	0	5	3	9	1	5	1	9	0	7	1	7
5:15	3	7	8	7	0	12	0	16	1	3	2	9
5:30	7	7	8	7	9	5	5	7	5	5	7	6
5:45	16	5	8	8	11	8	4	7	5	4	9	6
6:00	15	7	14	11	14	9	5	4	7	11	11	8
6:15	18	15	23	8	16	8	14	7	9	15	16	11
6:30	15	3	18	5	18	7	9	4	9	4	14	5
6:45	23	5	22	7	15	8	12	9	14	8	17	7
7:00	7	3	16	9	8	8	9	5	9	4	10	6
7:15	12	3	14	4	9	5	8	5	5	8	10	5
7:30	11	3	11	3	7	4	5	5	9	5	9	4
7:45	15	1	8	3	4	0	8	0	4	4	8	2
8:00	11	1	11	1	8	1	7	3	7	1	9	1
8:15	16	1	12	4	5	3	1	5	12	4	9	3
8:30	14	0	8	4	5	3	4	1	5	1	7	2
8:45	9	1	7	3	8	3	8	0	11	0	9	1
9:00	8	4	4	4	5	1	1	1	9	3	5	3
9:15	11	5	4	5	7	1	3	5	7	4	6	4
9:30	7	1	4	5	5	3	3	3	1	5	4	3
9:45	4	1	3	3	5	1	14	1	8	4	7	2
10:00	7	3	4	4	3	0	4	0	4	4	4	2
10:15	9	1	8	3	3	1	7	0	8	1	7	1
10:30	11	1	9	0	5	3	7	1	9	1	8	1
10:45	5	0	12	5	4	0	8	0	9	1	8	1
11:00	7	0	9	1	16	0	3	5	4	0	8	1
11:15	12	0	14	1	7	0	9	0	3	0	9	0
11:30	3	0	14	1	14	0	9	0	7	0	9	0
11:45	9	1	16	0	9	1	9	0	7	0	10	0
Totals	295	214	307	293	237	251	192	248	194	238	245	244
Day Total	509		600		488		440		432		489	
AM Pct	58.0%		51.2%		48.6%		43.6%		44.9%		50.1%	
Peak Hour	6:00	13:45	6:15	13:15	6:00	12:45	6:15	16:45	6:15	18:00	6:00	12:45
Peak Volume	71	34	79	44	63	47	44	40	41	38	58	33
P.H.F	0.7717	0.6071	0.8587	0.5789	0.8750	0.7344	0.7857	0.6250	0.7321	0.6333	0.8529	0.9167

AECOM

7:00-8:00 AM	45	49	28	30	27	36
7:15-8:15 AM	49	44	28	28	25	35
7:30-8:30 AM	53	42	24	21	32	34
7:45-8:45 AM	56	39	22	20	28	33
8:00-9:00 AM	50	38	26	20	35	34

4:00-5:00 AM	22	31	37	18	27	27
4:15-5:15 AM	20	33	35	23	29	28
4:30-5:30 AM	24	32	33	36	23	30
4:45-5:45 AM	30	28	29	40	20	29
5:00-6:00 AM	24	31	30	39	19	29

Client: AECOM SJ
 File Number: PS-1B - SB-OUT
 Route: PS-1B
 Location: PS-1B

Site Ref: PS-1B
 Direction: SB-OUT

Count Date	9/27/2021		9/28/2021		9/29/2021		9/30/2021		10/1/2021		Average	
Count Time	AM	PM	AM	PM	AM	PM	AM	PM	AM	PM	AM	PM
0:00	2	6	1	3	2	9	7	12	1	9	3	8
0:15	2	5	1	9	0	10	0	16	1	7	1	9
0:30	0	2	0	9	1	5	0	7	2	8	1	6
0:45	1	8	0	7	0	22	0	5	0	12	0	11
1:00	0	13	0	6	1	15	1	12	0	16	0	12
1:15	0	9	0	7	0	12	0	5	0	12	0	9
1:30	1	9	0	18	1	18	1	12	1	5	1	12
1:45	0	12	1	3	0	15	0	19	1	9	0	12
2:00	0	21	0	26	0	12	0	13	1	14	0	17
2:15	1	8	1	15	1	14	1	10	0	15	1	12
2:30	0	17	0	10	1	13	2	14	1	15	1	14
2:45	0	11	0	12	0	9	0	11	1	7	0	10
3:00	0	12	0	11	0	21	0	13	0	15	0	14
3:15	0	11	0	17	1	13	0	18	0	9	0	14
3:30	0	13	0	22	0	16	0	14	0	7	0	14
3:45	1	11	1	10	1	5	0	7	0	10	1	9
4:00	0	10	1	7	1	7	0	12	1	12	1	10
4:15	1	11	0	15	0	15	0	7	0	14	0	12
4:30	1	7	2	17	2	18	2	10	0	12	1	13
4:45	1	15	2	12	2	8	1	7	1	10	1	10
5:00	0	7	2	16	1	17	0	16	0	17	1	15
5:15	1	21	3	19	0	20	0	16	1	20	1	19
5:30	2	15	5	11	5	21	3	13	3	10	4	14
5:45	7	13	1	12	7	6	4	8	3	13	4	10
6:00	8	14	7	17	5	14	1	11	6	13	5	14
6:15	8	18	7	16	7	13	9	9	6	10	7	13
6:30	4	9	9	5	10	12	4	5	4	9	6	8
6:45	13	18	9	11	8	13	6	10	10	14	9	13
7:00	4	6	7	6	6	10	7	9	5	7	6	8
7:15	9	3	9	8	7	10	8	8	9	10	8	8
7:30	3	5	7	8	9	8	3	8	7	11	6	8
7:45	4	3	3	7	2	3	4	7	2	4	3	5
8:00	8	2	5	2	7	8	4	7	7	7	6	5
8:15	7	4	5	4	4	4	4	11	6	6	5	6
8:30	4	1	2	7	2	1	4	9	4	6	3	5
8:45	4	5	3	4	3	3	4	2	1	0	3	3
9:00	3	5	4	4	2	3	2	4	1	2	2	4
9:15	4	5	6	5	2	2	4	7	5	4	4	5
9:30	5	3	3	4	3	3	1	4	2	9	3	5
9:45	1	1	2	3	4	0	4	1	5	5	3	2
10:00	3	3	4	2	3	0	2	3	6	2	4	2
10:15	5	1	5	1	2	2	5	1	4	1	4	1
10:30	8	0	7	2	4	4	8	2	4	2	6	2
10:45	5	2	12	4	4	0	6	1	5	2	6	2
11:00	1	2	11	2	9	0	3	5	4	1	6	2
11:15	13	1	15	1	4	2	9	1	4	2	9	1
11:30	5	2	17	3	14	1	8	1	5	3	10	2
11:45	6	0	10	0	9	1	8	1	4	1	7	1
Totals	156	380	190	420	157	438	140	404	134	409	153	411
Day Total	536		610		595		544		543		564	
AM Pct	29.1%		31.1%		26.4%		25.7%		24.7%		27.1%	
Peak Hour	6:00	17:15	10:45	16:30	11:00	12:45	11:00	13:45	6:45	17:00	11:00	16:45
Peak Volume	33	63	55	64	36	67	28	56	31	60	32	58
P.H.F	0.6346	0.7500	0.8088	0.8421	0.6429	0.7614	0.7778	0.7368	0.7750	0.7500	0.8000	0.7632

AECOM												
7:00-8:00 AM	20		26		24		22		23		23	
7:15-8:15 AM	24		24		25		19		25		23	
7:30-8:30 AM	22		20		22		15		22		20	
7:45-8:45 AM	23		15		15		16		19		18	
8:00-9:00 AM	23		15		16		16		18		18	

4:00-5:00 AM		43		51		48		36		48		45
4:15-5:15 AM		40		60		58		40		53		50
4:30-5:30 AM		50		64		63		49		59		57
4:45-5:45 AM		58		58		66		52		57		58
5:00-6:00 AM		56		58		64		53		60		58

Client: AECOM SJ
 File Number: PS-5A - SB-IN
 Route: PS-5A
 Location: PS-5A

Site Ref: PS-5A
 Direction: SB-IN

Count Date	9/27/2021		9/28/2021		9/29/2021		9/30/2021		10/1/2021		Average	
Count Time	AM	PM	AM	PM	AM	PM	AM	PM	AM	PM	AM	PM
0:00	0	4	0	0	1	6	0	6	0	2	0	4
0:15	0	3	0	6	0	4	0	6	0	4	0	5
0:30	0	4	0	6	0	2	0	5	0	4	0	4
0:45	0	3	1	7	0	3	0	2	0	7	0	4
1:00	0	6	0	3	0	4	0	5	0	3	0	4
1:15	0	3	0	6	0	3	0	7	0	8	0	5
1:30	0	3	0	2	0	2	0	3	0	3	0	3
1:45	0	6	0	4	0	1	0	9	0	4	0	5
2:00	0	1	0	3	0	5	0	2	0	1	0	2
2:15	0	1	0	1	0	2	0	3	0	4	0	2
2:30	0	2	0	4	0	5	0	3	0	4	0	4
2:45	0	2	0	4	0	1	0	1	0	3	0	2
3:00	0	4	0	1	0	3	0	4	0	2	0	3
3:15	0	3	1	3	0	1	1	1	1	4	1	2
3:30	2	0	0	0	4	1	2	2	1	2	2	1
3:45	0	2	0	2	0	1	0	0	0	2	0	1
4:00	1	2	1	1	0	2	0	0	0	2	0	1
4:15	0	0	1	4	1	0	1	2	0	4	1	2
4:30	2	1	4	4	7	2	6	0	7	10	5	3
4:45	3	2	4	1	3	1	2	1	2	4	3	2
5:00	3	0	3	1	3	1	4	4	2	5	3	2
5:15	6	1	4	2	3	2	3	2	2	0	4	1
5:30	8	3	15	1	11	3	12	1	11	0	11	2
5:45	22	0	19	0	20	2	14	4	22	0	19	1
6:00	26	2	33	2	32	4	35	1	28	0	31	2
6:15	38	0	34	2	41	2	45	0	39	3	39	1
6:30	48	1	61	1	51	1	40	1	38	1	48	1
6:45	34	0	40	0	33	1	37	1	27	2	34	1
7:00	39	0	32	0	29	0	23	1	27	0	30	0
7:15	34	1	42	1	41	2	60	2	37	0	43	1
7:30	48	0	51	1	37	1	48	0	38	2	44	1
7:45	45	0	39	0	31	1	44	2	31	1	38	1
8:00	43	0	37	1	41	0	37	2	41	0	40	1
8:15	55	0	48	0	57	2	54	0	48	1	52	1
8:30	48	0	54	1	46	0	54	0	36	0	48	0
8:45	43	0	45	0	44	1	36	0	34	0	40	0
9:00	35	0	29	0	34	0	46	0	31	0	35	0
9:15	25	1	29	0	28	0	35	0	25	0	28	0
9:30	34	0	32	0	25	0	29	0	25	0	29	0
9:45	24	0	28	0	31	0	24	1	26	0	27	0
10:00	27	0	21	0	17	0	25	0	21	2	22	0
10:15	25	0	26	0	19	1	24	0	15	0	22	0
10:30	17	2	19	0	25	0	18	0	17	0	19	0
10:45	18	1	9	0	18	1	11	0	11	0	13	0
11:00	9	0	7	0	15	1	10	0	10	2	10	1
11:15	7	1	9	0	11	0	12	1	2	0	8	0
11:30	5	0	10	0	11	0	5	0	8	0	8	0
11:45	6	0	4	0	6	0	6	0	7	1	6	0
Totals	780	65	792	75	776	75	803	85	670	97	763	76
Day Total	845		867		851		888		767		839	
AM Pct	92.3%		91.3%		91.2%		90.4%		87.4%		90.9%	
Peak Hour	7:30	13:00	8:00	12:15	8:00	12:00	8:15	13:00	8:00	16:15	8:00	12:00
Peak Volume	191	18	184	22	188	15	190	24	159	23	180	17
P.H.F	0.8682	0.7500	0.8519	0.7857	0.8246	0.6250	0.8796	0.6667	0.8281	0.5750	0.8654	0.8500

AECOM												
7:00-8:00 AM	166		164		138		175		133		155	
7:15-8:15 AM	170		169		150		189		147		165	
7:30-8:30 AM	191		175		166		183		158		175	
7:45-8:45 AM	191		178		175		189		156		178	
8:00-9:00 AM	189		184		188		181		159		180	

4:00-5:00 AM		5		10		5		3		20		9
4:15-5:15 AM		3		10		4		7		23		9
4:30-5:30 AM		4		8		6		7		19		9
4:45-5:45 AM		6		5		7		8		9		7
5:00-6:00 AM		4		4		8		11		5		6

Client: AECOM SJ
 File Number: PS-5A - NB-OUT
 Route: PS-5A
 Location: PS-5A

Site Ref: PS-5A
 Direction: NB-OUT

Count Date	9/27/2021		9/28/2021		9/29/2021		9/30/2021		10/1/2021		Average	
Count Time	AM	PM	AM	PM	AM	PM	AM	PM	AM	PM	AM	PM
0:00	2	3	2	1	0	6	1	6	4	2	2	4
0:15	0	7	1	8	0	7	0	8	0	11	0	8
0:30	0	4	0	4	0	6	0	5	0	4	0	5
0:45	0	5	0	6	0	4	1	1	0	10	0	5
1:00	0	8	0	10	0	9	0	8	2	3	0	8
1:15	0	2	0	7	0	2	1	4	0	4	0	4
1:30	0	5	0	11	0	6	0	7	0	9	0	8
1:45	0	12	1	4	0	8	0	8	0	5	0	7
2:00	0	9	0	7	0	9	0	10	0	7	0	8
2:15	0	6	0	11	1	12	1	10	0	10	0	10
2:30	0	11	0	10	0	18	0	9	0	12	0	12
2:45	0	13	0	19	0	15	0	20	0	15	0	16
3:00	0	17	0	14	0	13	0	13	0	14	0	14
3:15	0	25	0	17	0	25	0	22	1	19	0	22
3:30	1	18	0	26	1	25	0	25	0	28	0	24
3:45	0	21	0	34	0	32	0	32	0	22	0	28
4:00	0	26	0	35	0	34	0	26	0	25	0	29
4:15	0	27	0	44	1	40	0	47	0	40	0	40
4:30	0	41	0	34	0	36	0	39	0	34	0	37
4:45	0	42	0	52	0	37	0	36	0	44	0	42
5:00	0	49	0	44	0	46	0	42	0	49	0	46
5:15	0	46	0	55	0	50	0	45	0	41	0	47
5:30	0	41	0	48	0	25	1	47	1	35	0	39
5:45	0	40	1	40	0	42	0	40	1	28	0	38
6:00	2	39	2	27	4	38	0	45	3	31	2	36
6:15	0	36	1	24	1	31	1	26	0	27	1	29
6:30	1	33	2	34	0	26	0	24	0	29	1	29
6:45	0	18	0	24	2	19	1	25	1	17	1	21
7:00	1	20	0	17	1	21	5	26	0	19	1	21
7:15	3	21	2	30	2	22	0	22	2	16	2	22
7:30	1	28	1	21	1	25	0	27	0	25	1	25
7:45	1	18	3	18	3	25	1	24	3	16	2	20
8:00	0	7	1	10	0	10	0	15	0	12	0	11
8:15	0	8	2	9	0	12	3	14	1	10	1	11
8:30	1	3	0	6	0	11	0	4	1	6	0	6
8:45	2	2	3	13	1	2	1	1	1	3	2	4
9:00	2	5	0	3	0	2	1	3	0	7	1	4
9:15	3	3	2	4	0	3	0	6	1	5	1	4
9:30	1	3	2	4	1	6	1	5	1	0	1	4
9:45	6	4	0	7	1	3	0	2	4	7	2	5
10:00	4	2	7	1	1	2	3	3	4	5	4	3
10:15	6	0	6	2	1	0	5	3	1	3	4	2
10:30	3	6	7	2	3	2	2	2	3	1	4	3
10:45	4	1	2	2	3	4	2	2	1	1	2	2
11:00	2	2	5	1	2	2	6	1	4	6	4	2
11:15	7	2	9	1	6	2	4	2	5	0	6	1
11:30	5	2	6	4	6	2	8	2	3	2	6	2
11:45	2	3	5	0	8	3	2	0	2	2	4	2
Totals	60	744	73	805	50	780	51	794	50	721	55	770
Day Total	804		878		830		845		771		825	
AM Pct	7.5%		8.3%		6.0%		6.0%		6.5%		6.7%	
Peak Hour	9:45	16:30	11:00	16:45	11:00	16:30	10:45	17:15	11:00	16:45	11:00	16:45
Peak Volume	19	178	25	199	22	169	20	177	14	169	20	174
P.H.F	0.7917	0.9082	0.6944	0.9045	0.6875	0.8450	0.6250	0.9415	0.7000	0.8622	0.8333	0.9255

AECOM												
7:00-8:00 AM	6		6		7		6		5		6	
7:15-8:15 AM	5		7		6		1		5		5	
7:30-8:30 AM	2		7		4		4		4		4	
7:45-8:45 AM	2		6		3		4		5		4	
8:00-9:00 AM	3		6		1		4		3		3	

4:00-5:00 AM		136		165		147		148		143		148
4:15-5:15 AM		159		174		159		164		167		165
4:30-5:30 AM		178		185		169		162		168		172
4:45-5:45 AM		178		199		158		170		169		175
5:00-6:00 AM		176		187		163		174		153		171

Client: AECOM SJ
 File Number: PS-5B - SB-IN
 Route: PS-5B
 Location: PS-5B

Site Ref: PS-5B
 Direction: SB-IN

Count Date	9/27/2021		9/28/2021		9/29/2021		9/30/2021		10/1/2021		Average	
Count Time	AM	PM	AM	PM	AM	PM	AM	PM	AM	PM	AM	PM
0:00	0	3	1	1	0	3	0	2	1	2	0	2
0:15	0	1	1	3	0	3	0	1	0	4	0	2
0:30	0	5	0	4	0	6	0	3	0	2	0	4
0:45	0	2	0	3	0	5	0	3	1	9	0	4
1:00	0	3	0	5	0	1	0	1	0	4	0	3
1:15	0	0	0	3	0	1	0	5	2	2	0	2
1:30	0	3	0	4	0	2	0	3	0	2	0	3
1:45	0	3	0	4	0	2	0	5	0	2	0	3
2:00	0	2	0	2	0	2	0	3	0	1	0	2
2:15	0	1	1	1	1	2	2	1	1	2	1	1
2:30	1	4	0	3	0	7	0	4	0	3	0	4
2:45	0	1	0	2	0	2	0	4	1	2	0	2
3:00	0	1	0	1	0	1	0	1	0	2	0	1
3:15	0	0	0	2	0	2	0	4	0	1	0	2
3:30	1	0	1	0	2	2	1	0	0	2	1	1
3:45	0	1	0	0	0	1	0	2	0	1	0	1
4:00	0	0	0	1	0	2	0	0	0	3	0	1
4:15	2	0	4	4	2	0	2	1	2	0	2	1
4:30	3	0	2	1	2	0	3	1	2	4	2	1
4:45	4	1	4	1	4	1	2	1	1	0	3	1
5:00	1	0	0	3	3	1	2	0	1	1	1	1
5:15	5	1	1	2	1	4	4	1	5	1	3	2
5:30	4	0	6	0	5	3	6	1	6	0	5	1
5:45	5	3	7	1	5	2	7	1	3	1	5	2
6:00	12	1	11	2	9	5	6	3	8	0	9	2
6:15	3	1	11	0	7	0	7	1	6	1	7	1
6:30	2	2	5	1	6	1	8	0	13	0	7	1
6:45	7	1	9	0	7	0	9	1	8	1	8	1
7:00	5	1	11	0	6	0	6	0	3	0	6	0
7:15	8	0	14	1	7	0	13	0	6	1	10	0
7:30	10	2	8	0	8	0	5	1	4	0	7	1
7:45	5	0	4	0	3	1	6	1	6	1	5	1
8:00	5	0	8	0	9	0	7	0	8	1	7	0
8:15	8	0	9	3	7	0	6	2	6	0	7	1
8:30	10	0	8	1	13	0	6	0	10	0	9	0
8:45	12	1	11	0	9	0	3	0	12	0	9	0
9:00	6	0	7	0	10	1	9	0	6	1	8	0
9:15	15	0	9	1	17	1	8	0	5	0	11	0
9:30	11	1	8	1	10	0	10	0	6	2	9	1
9:45	8	1	14	0	4	0	10	0	8	0	9	0
10:00	10	0	6	0	9	1	5	1	9	0	8	0
10:15	6	1	9	0	4	0	3	0	2	0	5	0
10:30	1	1	8	1	8	0	6	0	3	1	5	1
10:45	6	0	3	1	0	0	4	0	4	0	3	0
11:00	2	2	5	0	6	0	7	1	4	0	5	1
11:15	1	1	5	2	6	0	4	0	5	0	4	1
11:30	4	1	8	0	1	1	5	0	4	0	4	0
11:45	4	0	4	0	2	0	1	0	1	1	2	0
Totals	187	52	223	65	193	66	183	59	173	61	187	59
Day Total	239		288		259		242		234		246	
AM Pct	78.2%		77.4%		74.5%		75.6%		73.9%		76.0%	
Peak Hour	8:45	12:00	6:45	13:00	8:30	12:00	9:00	13:15	8:00	12:15	8:30	12:15
Peak Volume	44	11	42	16	49	17	37	16	36	19	37	13
P.H.F	0.7333	0.5500	0.7500	0.8000	0.7206	0.7083	0.9250	0.8000	0.7500	0.5278	0.8409	0.8125

AECOM												
7:00-8:00 AM	28		37		24		30		19		28	
7:15-8:15 AM	28		34		27		31		24		29	
7:30-8:30 AM	28		29		27		24		24		26	
7:45-8:45 AM	28		29		32		25		30		29	
8:00-9:00 AM	35		36		38		22		36		33	

4:00-5:00 AM		1		7		3		3		7		4
4:15-5:15 AM		1		9		2		3		5		4
4:30-5:30 AM		2		7		6		3		6		5
4:45-5:45 AM		2		6		9		3		2		4
5:00-6:00 AM		4		6		10		3		3		5

Client: AECOM SJ
 File Number: PS-5B - NB-OUT
 Route: PS-5B
 Location: PS-5B

Site Ref: PS-5B
 Direction: NB-OUT

Count Date	9/27/2021		9/28/2021		9/29/2021		9/30/2021		10/1/2021		Average	
Count Time	AM	PM	AM	PM	AM	PM	AM	PM	AM	PM	AM	PM
0:00	0	0	1	0	0	1	0	0	2	2	1	1
0:15	0	0	2	1	0	0	1	1	0	1	1	1
0:30	0	2	1	2	0	1	1	1	0	1	0	1
0:45	0	3	0	1	0	3	0	2	0	2	0	2
1:00	0	1	0	1	0	2	0	1	1	1	0	1
1:15	1	2	1	2	0	3	0	3	2	1	1	2
1:30	0	2	0	0	0	2	0	1	0	1	0	1
1:45	0	2	0	3	0	1	0	4	0	2	0	2
2:00	0	0	0	3	0	2	0	2	0	2	0	2
2:15	0	6	0	0	0	1	1	3	0	1	0	2
2:30	0	5	0	3	1	5	0	4	0	5	0	4
2:45	0	2	0	5	0	3	0	2	0	3	0	3
3:00	0	1	0	3	0	1	0	4	0	1	0	2
3:15	0	6	0	4	0	7	0	6	0	2	0	5
3:30	0	2	0	6	0	2	1	4	0	4	0	4
3:45	0	6	0	8	0	4	0	4	0	2	0	5
4:00	0	1	0	3	0	5	0	0	0	1	0	2
4:15	0	3	0	5	0	4	0	1	0	4	0	3
4:30	0	5	1	4	1	3	1	3	1	3	1	4
4:45	0	6	0	4	0	4	0	4	0	4	0	4
5:00	0	3	0	2	2	0	0	10	0	6	0	4
5:15	1	3	0	7	0	7	0	9	0	6	0	6
5:30	0	3	0	6	0	8	0	3	0	2	0	4
5:45	2	5	2	4	2	6	2	1	2	7	2	5
6:00	1	1	0	4	1	5	2	9	0	6	1	5
6:15	0	6	0	6	0	6	1	3	0	2	0	5
6:30	1	4	0	6	0	6	0	5	0	1	0	4
6:45	0	7	0	6	1	2	1	2	0	1	0	4
7:00	1	4	1	5	0	6	1	6	0	3	1	5
7:15	0	1	0	4	0	9	0	8	0	7	0	6
7:30	0	2	0	0	0	5	0	3	0	3	0	3
7:45	0	1	2	2	1	2	0	3	2	3	1	2
8:00	0	0	2	2	2	1	1	2	0	2	1	1
8:15	1	0	0	1	0	3	0	0	0	1	0	1
8:30	1	1	0	1	0	0	2	0	2	0	1	0
8:45	1	0	1	2	0	1	0	1	0	0	0	1
9:00	0	0	0	0	1	0	0	0	1	1	0	0
9:15	1	3	0	3	0	0	1	0	0	1	0	1
9:30	1	1	1	2	1	2	0	0	0	2	1	1
9:45	1	1	0	0	3	0	3	1	1	0	2	0
10:00	0	0	0	0	2	1	0	1	0	0	0	0
10:15	0	0	1	0	1	1	1	2	2	1	1	1
10:30	0	0	0	1	3	0	1	0	0	1	1	0
10:45	0	0	2	0	0	0	0	0	0	0	0	0
11:00	1	2	3	1	1	2	1	2	1	2	1	2
11:15	0	0	1	0	3	0	0	1	0	1	1	0
11:30	4	0	2	0	1	1	0	0	1	2	2	1
11:45	0	0	2	0	4	2	0	1	0	1	1	1
Totals	18	103	26	123	31	130	22	123	18	105	21	114
Day Total	121		149		161		145		123		135	
AM Pct	14.9%		17.4%		19.3%		15.2%		14.6%		15.6%	
Peak Hour	10:45	18:15	10:45	18:15	9:45	17:15	5:30	16:30	7:45	17:00	11:00	17:15
Peak Volume	5	21	8	23	9	26	5	26	4	21	5	20
P.H.F	0.3125	0.7500	0.6667	0.9583	0.7500	0.8125	0.6250	0.6500	0.5000	0.7500	0.6250	0.8333

AECOM

7:00-8:00 AM	1	3	1	1	1	2	2
7:15-8:15 AM	0	4	3	1	2	2	
7:30-8:30 AM	1	4	3	1	2	2	
7:45-8:45 AM	2	4	3	3	4	3	
8:00-9:00 AM	3	3	2	3	2	3	

4:00-5:00 AM	15	16	16	8	12	13
4:15-5:15 AM	17	15	11	18	17	16
4:30-5:30 AM	17	17	14	26	19	19
4:45-5:45 AM	15	19	19	26	18	19
5:00-6:00 AM	14	19	21	23	21	20

Client: AECOM SJ
 File Number: L-1A - NB-IN
 Route: L-1A
 Location: L-1A

Site Ref: L-1A
 Direction: NB-IN

Count Date	9/27/2021		9/28/2021		9/29/2021		9/30/2021		10/1/2021		Average	
Count Time	AM	PM	AM	PM	AM	PM	AM	PM	AM	PM	AM	PM
0:00	0	7	0	4	0	9	2	4	2	4	1	6
0:15	0	4	0	5	0	10	0	4	0	5	0	6
0:30	0	6	0	13	0	7	0	11	0	4	0	8
0:45	0	11	0	12	0	4	0	5	2	6	0	8
1:00	0	6	0	4	0	8	0	7	0	12	0	7
1:15	0	8	0	5	0	2	0	2	0	8	0	5
1:30	0	6	0	2	0	6	0	2	0	4	0	4
1:45	0	4	0	11	0	12	0	5	0	7	0	8
2:00	0	6	0	9	0	15	0	7	0	11	0	10
2:15	2	6	2	5	0	4	0	6	0	11	1	6
2:30	0	2	0	10	0	2	1	7	0	3	0	5
2:45	0	4	0	12	0	7	0	4	0	7	0	7
3:00	0	11	0	11	3	0	0	0	0	6	1	6
3:15	2	2	2	2	3	4	6	0	4	0	3	2
3:30	5	12	2	7	9	0	6	9	4	11	5	8
3:45	4	2	2	3	4	0	8	6	6	5	5	3
4:00	2	2	7	3	9	0	4	0	0	2	4	1
4:15	14	6	11	0	9	4	4	2	6	7	9	4
4:30	11	4	10	2	10	8	7	2	8	0	9	3
4:45	13	4	16	6	12	4	16	6	11	3	14	5
5:00	20	2	10	4	16	2	13	0	20	4	16	2
5:15	24	4	30	0	14	4	17	3	19	2	21	3
5:30	25	0	38	7	32	2	37	3	34	2	33	3
5:45	45	2	66	2	88	2	67	6	67	0	67	2
6:00	119	2	99	3	120	2	103	2	105	2	109	2
6:15	189	5	204	2	185	4	191	3	176	0	189	3
6:30	243	0	244	1	219	0	227	1	201	0	227	0
6:45	131	4	94	2	116	4	97	4	109	2	109	3
7:00	58	0	75	2	64	0	78	1	61	0	67	1
7:15	93	2	88	5	79	0	75	0	76	0	82	1
7:30	87	1	115	6	112	0	95	0	85	0	99	1
7:45	72	0	83	2	71	3	76	0	65	3	73	2
8:00	50	0	55	0	48	2	47	0	80	0	56	0
8:15	30	0	26	0	55	0	49	0	34	0	39	0
8:30	43	0	37	0	50	0	34	0	35	3	40	1
8:45	51	0	48	2	33	0	26	0	16	0	35	0
9:00	20	0	32	2	15	0	14	0	14	0	19	0
9:15	25	0	31	0	11	0	18	0	10	0	19	0
9:30	13	0	21	0	8	1	13	3	13	1	14	1
9:45	11	0	6	0	24	0	14	0	9	2	13	0
10:00	4	2	8	0	10	0	8	0	5	0	7	0
10:15	17	0	7	0	22	0	7	0	10	1	13	0
10:30	19	0	15	0	11	0	14	4	9	1	14	1
10:45	17	1	6	0	8	3	0	2	5	0	7	1
11:00	10	0	6	0	16	3	8	0	11	0	10	1
11:15	10	0	9	0	6	0	19	0	6	0	10	0
11:30	18	0	8	0	8	3	11	0	13	0	12	1
11:45	6	0	9	2	10	0	10	0	0	0	7	0
Totals	1503	138	1522	168	1510	141	1422	121	1331	139	1459	141
Day Total	1641		1690		1651		1543		1470		1600	
AM Pct	91.6%		90.1%		91.5%		92.2%		90.5%		91.2%	
Peak Hour	6:00	12:30	6:00	14:15	6:00	13:30	6:00	12:15	6:00	13:30	6:00	12:15
Peak Volume	682	31	641	38	640	37	618	27	591	33	634	29
P.H.F	0.7016	0.7045	0.6568	0.7917	0.7306	0.6167	0.6806	0.6136	0.7351	0.7500	0.6982	0.9063

AECOM												
7:00-8:00 AM	310		361		326		324		287		322	
7:15-8:15 AM	302		341		310		293		306		310	
7:30-8:30 AM	239		279		286		267		264		267	
7:45-8:45 AM	195		201		224		206		214		208	
8:00-9:00 AM	174		166		186		156		165		169	

4:00-5:00 AM		16		11		16		10		12		13
4:15-5:15 AM		16		12		18		10		14		14
4:30-5:30 AM		14		12		18		11		9		13
4:45-5:45 AM		10		17		12		12		11		12
5:00-6:00 AM		8		13		10		12		8		10

Client: AECOM SJ
 File Number: L-1A - SB-OUT
 Route: L-1A
 Location: L-1A

Site Ref: L-1A
 Direction: SB-OUT

Count Date	9/27/2021		9/28/2021		9/29/2021		9/30/2021		10/1/2021		Average	
Count Time	AM	PM	AM	PM	AM	PM	AM	PM	AM	PM	AM	PM
0:00	0	3	0	13	0	7	3	8	5	9	2	8
0:15	0	9	0	5	0	13	4	16	2	22	1	13
0:30	0	2	3	22	3	6	3	9	3	18	2	11
0:45	0	18	0	13	3	2	0	3	0	15	1	10
1:00	0	2	2	8	0	5	0	8	0	5	0	6
1:15	0	11	0	13	0	6	0	5	0	16	0	10
1:30	0	10	0	11	3	21	0	16	0	14	1	14
1:45	0	26	3	30	0	34	0	13	0	17	1	24
2:00	0	14	0	23	3	31	0	25	0	12	1	21
2:15	0	11	0	21	0	22	3	26	0	35	1	23
2:30	0	35	0	34	0	34	0	45	2	33	0	36
2:45	0	46	0	47	0	61	0	30	0	31	0	43
3:00	0	49	0	63	0	35	0	36	0	60	0	49
3:15	0	66	0	67	0	58	0	51	0	46	0	58
3:30	0	134	0	145	3	96	2	88	2	106	1	114
3:45	1	110	1	75	3	74	6	88	3	63	3	82
4:00	0	73	1	66	2	89	0	70	0	73	1	74
4:15	0	103	0	100	4	97	0	77	0	76	1	91
4:30	0	62	0	87	0	89	0	77	0	94	0	82
4:45	5	71	1	108	1	129	2	131	1	95	2	107
5:00	0	96	0	116	3	97	0	93	0	126	1	106
5:15	0	113	1	109	0	119	0	99	1	91	0	106
5:30	0	136	0	120	0	94	1	111	0	76	0	107
5:45	2	76	1	70	3	81	0	96	2	69	2	78
6:00	2	62	0	52	1	44	4	59	1	45	2	52
6:15	1	54	2	42	0	65	0	28	0	51	1	48
6:30	0	50	1	31	1	41	1	50	0	27	1	40
6:45	3	38	0	39	2	26	5	20	0	10	2	27
7:00	0	21	0	24	2	12	0	32	0	22	0	22
7:15	0	39	5	44	6	47	5	43	0	41	3	43
7:30	6	68	0	88	0	89	3	61	2	82	2	78
7:45	5	132	3	104	3	131	2	141	4	95	3	121
8:00	2	41	13	35	0	40	7	43	0	56	4	43
8:15	0	10	3	14	0	24	4	24	3	21	2	19
8:30	0	13	0	13	5	3	0	17	3	27	2	15
8:45	3	8	0	7	0	4	2	8	6	17	2	9
9:00	1	3	10	12	6	7	2	7	2	6	4	7
9:15	0	0	2	4	5	7	2	6	0	3	2	4
9:30	6	7	3	6	3	8	0	3	1	2	3	5
9:45	8	5	7	0	6	11	7	5	7	8	7	6
10:00	3	4	2	0	2	2	11	0	2	0	4	1
10:15	8	8	3	11	12	3	8	0	5	0	7	4
10:30	3	0	37	3	5	3	11	10	3	3	12	4
10:45	11	2	6	5	5	8	1	9	4	6	5	6
11:00	3	9	8	5	8	10	4	2	9	4	6	6
11:15	5	3	11	0	6	5	8	3	9	0	8	2
11:30	5	0	9	0	16	1	3	6	10	5	9	2
11:45	3	0	6	7	8	3	7	4	6	0	6	3
Totals	86	1853	144	1912	133	1894	121	1802	98	1733	118	1840
Day Total	1939		2056		2027		1923		1831		1958	
AM Pct	4.4%		7.0%		6.6%		6.3%		5.4%		6.0%	
Peak Hour	9:30	17:00	10:30	16:45	11:00	16:45	9:45	16:45	11:00	16:30	10:30	16:45
Peak Volume	25	421	62	453	38	439	37	434	34	406	31	426
P.H.F	0.7813	0.7739	0.4189	0.9438	0.5938	0.8508	0.8409	0.8282	0.8500	0.8056	0.6458	0.9953

AECOM												
7:00-8:00 AM	11		8		11		10		6		9	
7:15-8:15 AM	13		21		9		17		6		13	
7:30-8:30 AM	13		19		3		16		9		12	
7:45-8:45 AM	7		19		8		13		10		11	
8:00-9:00 AM	5		16		5		13		12		10	

4:00-5:00 AM		309		361		404		355		338		353
4:15-5:15 AM		332		411		412		378		391		385
4:30-5:30 AM		342		420		434		400		406		400
4:45-5:45 AM		416		453		439		434		388		426
5:00-6:00 AM		421		415		391		399		362		398

Client: AECOM SJ
 File Number: L-1B - SB-IN
 Route: L-1B
 Location: L-1B

Site Ref: L-1B
 Direction: SB-IN

Count Date	9/27/2021		9/28/2021		9/29/2021		9/30/2021		10/1/2021		Average	
Count Time	AM	PM	AM	PM	AM	PM	AM	PM	AM	PM	AM	PM
0:00	0	21	0	13	0	20	0	21	0	13	0	18
0:15	0	25	0	18	1	26	0	11	2	24	1	21
0:30	0	11	0	25	0	22	0	14	0	20	0	18
0:45	0	24	0	17	0	36	0	24	0	25	0	25
1:00	0	14	0	28	0	33	1	13	0	27	0	23
1:15	0	24	0	16	0	35	1	28	0	31	0	27
1:30	0	19	0	20	1	28	1	21	0	20	0	22
1:45	0	20	0	25	0	20	0	21	0	34	0	24
2:00	0	17	0	22	0	33	0	26	0	26	0	25
2:15	0	21	0	18	0	27	0	23	0	20	0	22
2:30	0	32	0	20	0	29	0	19	0	23	0	25
2:45	0	25	0	26	0	41	0	24	0	22	0	28
3:00	0	16	0	17	0	20	0	23	0	26	0	20
3:15	0	9	0	30	0	26	0	21	0	21	0	21
3:30	0	15	0	16	0	28	0	20	0	19	0	20
3:45	0	9	0	11	0	22	0	11	1	23	0	15
4:00	0	17	2	15	0	9	0	19	0	15	0	15
4:15	0	18	1	17	1	18	1	12	1	14	1	16
4:30	0	13	1	5	0	15	0	9	0	10	0	10
4:45	2	10	0	9	0	20	0	14	0	6	0	12
5:00	0	14	0	15	0	13	0	9	0	11	0	12
5:15	1	9	2	8	1	11	1	7	6	14	2	10
5:30	4	8	5	9	4	8	2	7	4	11	4	9
5:45	3	6	5	9	4	12	3	9	2	5	3	8
6:00	2	4	4	3	4	7	3	6	3	2	3	4
6:15	5	7	2	8	6	6	9	3	6	9	6	7
6:30	11	2	9	1	6	5	8	4	14	3	10	3
6:45	14	6	9	3	10	8	11	4	8	3	10	5
7:00	14	4	10	3	15	8	7	2	20	2	13	4
7:15	17	2	17	5	16	0	16	5	20	5	17	3
7:30	12	2	12	2	15	3	21	4	13	3	15	3
7:45	20	0	15	2	25	3	24	1	23	4	21	2
8:00	18	3	14	2	21	2	17	6	18	6	18	4
8:15	17	0	17	3	18	3	21	3	25	1	20	2
8:30	22	4	21	2	18	3	21	1	33	3	23	3
8:45	23	0	30	0	25	1	28	1	31	1	27	1
9:00	19	0	17	2	25	1	19	1	23	1	21	1
9:15	26	1	31	1	33	1	25	1	27	0	28	1
9:30	16	2	21	0	18	0	23	0	25	3	21	1
9:45	17	0	27	1	33	1	19	0	44	0	28	0
10:00	26	0	18	0	20	0	25	0	32	2	24	0
10:15	24	0	27	0	26	0	29	1	36	1	28	0
10:30	27	0	17	0	22	0	16	0	23	0	21	0
10:45	26	0	26	0	27	0	18	0	19	0	23	0
11:00	15	0	24	0	21	0	19	0	17	1	19	0
11:15	25	0	23	0	23	0	17	0	23	0	22	0
11:30	20	0	18	0	30	0	18	1	29	0	23	0
11:45	29	0	21	0	30	0	18	0	26	0	25	0
Totals	455	434	446	447	499	604	442	450	554	510	477	490
Day Total	889		893		1103		892		1064		967	
AM Pct	51.2%		49.9%		45.2%		49.6%		52.1%		49.3%	
Peak Hour	10:00	14:00	8:30	14:30	9:00	12:45	9:30	13:15	9:30	13:00	9:15	14:00
Peak Volume	103	95	99	93	109	132	96	96	137	112	101	100
P.H.F	0.9537	0.7422	0.7984	0.7750	0.8258	0.9167	0.8276	0.8571	0.7784	0.8235	0.9018	0.8929

AECOM												
7:00-8:00 AM	63		54		71		68		76		66	
7:15-8:15 AM	67		58		77		78		74		71	
7:30-8:30 AM	67		58		79		83		79		73	
7:45-8:45 AM	77		67		82		83		99		82	
8:00-9:00 AM	80		82		82		87		107		88	

4:00-5:00 AM		58		46		62		54		45		53
4:15-5:15 AM		55		46		66		44		41		50
4:30-5:30 AM		46		37		59		39		41		44
4:45-5:45 AM		41		41		52		37		42		43
5:00-6:00 AM		37		41		44		32		41		39

Client: AECOM SJ
 File Number: L-1B - NB-OUT
 Route: L-1B
 Location: L-1B

Site Ref: L-1B
 Direction: NB-OUT

Count Date	9/27/2021		9/28/2021		9/29/2021		9/30/2021		10/1/2021		Average	
Count Time	AM	PM	AM	PM	AM	PM	AM	PM	AM	PM	AM	PM
0:00	0	28	0	24	0	29	0	23	0	20	0	25
0:15	0	21	0	24	0	32	1	19	0	15	0	22
0:30	0	19	1	26	1	22	0	25	2	27	1	24
0:45	0	30	0	22	0	31	0	16	1	23	0	24
1:00	0	20	0	23	0	30	0	18	0	17	0	22
1:15	0	17	0	15	0	23	1	17	0	19	0	18
1:30	0	22	0	15	0	31	1	22	0	15	0	21
1:45	0	17	0	17	0	22	1	21	0	24	0	20
2:00	0	25	0	31	0	31	0	20	0	22	0	26
2:15	0	29	0	25	0	32	0	18	0	15	0	24
2:30	0	29	0	23	0	24	0	19	0	17	0	22
2:45	0	27	0	27	0	31	0	18	0	22	0	25
3:00	0	26	0	23	0	29	0	18	0	16	0	22
3:15	0	18	0	30	1	35	0	21	0	20	0	25
3:30	1	21	1	20	0	39	0	16	0	17	0	23
3:45	0	21	0	18	0	33	1	11	1	15	0	20
4:00	0	24	0	28	0	33	0	23	0	21	0	26
4:15	0	28	0	31	0	27	0	19	0	22	0	25
4:30	0	30	1	20	0	26	0	17	0	22	0	23
4:45	1	26	0	25	0	34	0	21	0	12	0	24
5:00	1	16	0	25	0	20	0	18	0	15	0	19
5:15	0	22	1	17	0	29	0	16	2	12	1	19
5:30	1	20	0	20	0	18	0	6	0	13	0	15
5:45	0	20	1	14	1	25	0	16	0	6	0	16
6:00	0	11	2	14	1	17	1	6	0	10	1	12
6:15	0	15	0	10	0	6	1	6	0	6	0	9
6:30	0	12	2	10	1	17	4	13	1	8	2	12
6:45	7	7	1	4	2	12	3	1	1	3	3	5
7:00	3	7	4	6	3	10	3	4	1	6	3	7
7:15	7	7	6	6	3	10	9	9	7	4	6	7
7:30	4	6	7	3	7	2	9	2	9	2	7	3
7:45	14	2	11	3	11	2	11	3	8	3	11	3
8:00	11	3	4	3	7	2	11	3	8	5	8	3
8:15	15	3	14	4	8	4	17	3	6	2	12	3
8:30	10	4	12	3	12	2	14	3	10	1	12	3
8:45	14	0	22	1	12	1	18	1	14	2	16	1
9:00	15	0	20	2	20	2	11	1	19	3	17	2
9:15	22	1	30	1	17	3	19	0	11	1	20	1
9:30	22	4	20	0	18	0	18	0	17	2	19	1
9:45	21	1	21	2	34	2	20	0	15	1	22	1
10:00	19	0	14	2	24	1	18	0	16	1	18	1
10:15	20	1	21	0	19	1	25	0	18	2	21	1
10:30	28	0	18	1	16	0	24	2	23	0	22	1
10:45	23	1	34	1	30	1	23	1	23	1	27	1
11:00	23	0	26	0	28	2	20	0	23	0	24	0
11:15	27	0	28	0	26	0	23	0	18	2	24	0
11:30	29	0	26	0	35	0	18	0	30	0	28	0
11:45	21	0	23	0	38	1	23	0	14	0	24	0
Totals	359	641	371	619	375	784	348	496	298	492	349	607
Day Total	1000		990		1159		844		790		956	
AM Pct	35.9%		37.5%		32.4%		41.2%		37.7%		36.5%	
Peak Hour	10:45	14:15	10:45	14:00	11:00	15:15	10:15	12:00	10:45	12:30	10:45	16:00
Peak Volume	102	111	114	106	127	140	92	83	94	86	103	98
P.H.F	0.8793	0.9569	0.8382	0.8548	0.8355	0.8974	0.9200	0.8300	0.7833	0.7963	0.9196	0.9423

AECOM												
7:00-8:00 AM	28		28		24		32		25		27	
7:15-8:15 AM	36		28		28		40		32		33	
7:30-8:30 AM	44		36		33		48		31		38	
7:45-8:45 AM	50		41		38		53		32		43	
8:00-9:00 AM	50		52		39		60		38		48	
4:00-5:00 AM		108		104		120		80		77		98
4:15-5:15 AM		100		101		107		75		71		91
4:30-5:30 AM		94		87		109		72		61		85
4:45-5:45 AM		84		87		101		61		52		77
5:00-6:00 AM		78		76		92		56		46		70

Client: AECOM SJ
 File Number: L-01A - SB-IN
 Route: L-01A
 Location: L-01A

Site Ref: L-01A
 Direction: SB-IN

Count Date	9/27/2021		9/28/2021		9/29/2021		9/30/2021		10/1/2021		Average	
Count Time	AM	PM	AM	PM	AM	PM	AM	PM	AM	PM	AM	PM
0:00	0	4	0	4	0	1	0	3	1	5	0	3
0:15	0	3	0	5	0	3	0	4	0	4	0	4
0:30	0	1	1	4	1	11	0	2	0	2	0	4
0:45	0	2	0	5	0	4	0	3	0	3	0	3
1:00	0	4	0	2	0	2	0	4	0	5	0	3
1:15	0	2	0	2	0	3	0	5	0	4	0	3
1:30	0	4	0	5	0	4	0	8	0	1	0	4
1:45	0	3	0	4	0	1	0	4	0	6	0	4
2:00	0	4	0	3	0	6	0	3	0	3	0	4
2:15	0	3	0	3	0	6	0	4	0	4	0	4
2:30	0	1	0	3	0	8	0	1	0	6	0	4
2:45	0	2	0	8	0	7	0	0	0	3	0	4
3:00	0	3	0	7	0	8	0	0	0	5	0	5
3:15	0	1	0	4	0	6	0	4	0	3	0	4
3:30	0	9	0	1	0	7	0	1	0	3	0	4
3:45	0	11	0	5	0	6	0	2	0	6	0	6
4:00	0	7	0	10	0	12	0	5	0	11	0	9
4:15	3	17	0	21	1	12	2	20	1	22	1	18
4:30	0	12	0	11	0	13	0	14	1	19	0	14
4:45	0	11	0	8	2	9	0	9	0	9	0	9
5:00	0	12	0	8	0	8	0	9	2	11	0	10
5:15	0	7	0	5	0	10	0	8	0	9	0	8
5:30	0	6	4	7	0	4	0	6	0	6	1	6
5:45	1	5	0	6	0	12	0	4	0	6	0	7
6:00	0	6	1	4	1	5	1	2	1	1	1	4
6:15	3	3	2	3	1	4	2	4	1	4	2	4
6:30	6	0	4	6	3	2	5	1	2	7	4	3
6:45	4	1	1	2	5	1	3	1	1	2	3	1
7:00	1	0	4	0	3	0	4	1	3	0	3	0
7:15	7	0	4	0	3	2	3	3	1	3	4	2
7:30	7	1	10	1	6	2	6	1	7	0	7	1
7:45	6	1	3	0	2	1	4	0	3	0	4	0
8:00	9	3	11	1	9	1	9	1	12	2	10	2
8:15	14	0	12	0	16	0	14	0	15	0	14	0
8:30	16	0	22	1	17	0	21	0	14	0	18	0
8:45	15	0	18	1	16	1	11	0	13	0	15	0
9:00	10	0	11	1	6	0	10	2	11	1	10	1
9:15	8	0	7	0	12	1	8	0	9	0	9	0
9:30	3	0	4	0	4	0	8	0	3	0	4	0
9:45	6	0	6	0	7	0	9	0	7	0	7	0
10:00	3	0	5	1	6	0	3	0	4	0	4	0
10:15	3	0	6	0	3	0	9	0	1	0	4	0
10:30	5	0	6	0	4	0	1	1	6	0	4	0
10:45	2	0	2	0	2	0	1	0	6	0	3	0
11:00	1	0	5	0	2	0	4	0	4	0	3	0
11:15	4	0	3	0	3	0	4	0	6	0	4	0
11:30	4	0	4	0	3	0	7	0	1	0	4	0
11:45	3	0	5	0	3	0	0	0	4	0	3	0
Totals	144	149	161	162	141	183	149	140	140	176	146	162
Day Total	293		323		324		289		316		308	
AM Pct	49.1%		49.8%		43.5%		51.6%		44.3%		47.4%	
Peak Hour	8:15	16:15	8:00	16:00	8:00	16:00	8:15	16:15	8:00	16:00	8:00	16:15
Peak Volume	55	52	63	50	58	46	56	52	54	61	57	51
P.H.F	0.8594	0.7647	0.7159	0.5952	0.8529	0.8846	0.6667	0.6500	0.9000	0.6932	0.7917	0.7083

AECOM												
7:00-8:00 AM	21		21		14		17		14		17	
7:15-8:15 AM	29		28		20		22		23		24	
7:30-8:30 AM	36		36		33		33		37		35	
7:45-8:45 AM	45		48		44		48		44		46	
8:00-9:00 AM	54		63		58		55		54		57	

4:00-5:00 AM		47		50		46		48		61		50
4:15-5:15 AM		52		48		42		52		61		51
4:30-5:30 AM		42		32		40		40		48		40
4:45-5:45 AM		36		28		31		32		35		32
5:00-6:00 AM		30		26		34		27		32		30

Client: AECOM SJ
 File Number: L-01A - NB-OUT
 Route: L-01A
 Location: L-01A

Site Ref: L-01A
 Direction: NB-OUT

Count Date	9/27/2021		9/28/2021		9/29/2021		9/30/2021		10/1/2021		Average	
Count Time	AM	PM	AM	PM	AM	PM	AM	PM	AM	PM	AM	PM
0:00	0	2	0	4	0	2	0	1	1	5	0	3
0:15	0	2	0	4	0	2	0	4	0	4	0	3
0:30	0	2	2	6	1	8	2	5	1	4	1	5
0:45	0	2	0	2	1	3	0	3	0	4	0	3
1:00	0	2	0	2	0	2	0	1	0	4	0	2
1:15	0	2	0	3	0	1	0	7	0	2	0	3
1:30	0	2	0	2	0	2	0	6	0	2	0	3
1:45	0	2	0	2	0	2	0	5	0	4	0	3
2:00	0	4	0	4	0	3	0	4	0	4	0	4
2:15	0	5	1	4	0	6	0	3	0	4	0	4
2:30	0	3	0	1	0	7	0	2	0	3	0	3
2:45	0	2	0	4	0	4	0	3	0	3	0	3
3:00	0	1	0	4	0	5	0	1	0	2	0	3
3:15	0	3	0	1	0	5	0	4	0	3	0	3
3:30	0	3	0	3	0	5	0	5	0	2	0	4
3:45	0	9	0	4	0	5	0	3	0	1	0	4
4:00	0	7	0	9	0	10	0	5	0	8	0	8
4:15	2	8	0	5	1	12	2	9	0	11	1	9
4:30	0	11	0	13	0	5	0	13	2	14	0	11
4:45	0	12	0	10	2	4	0	7	0	14	0	9
5:00	0	7	0	10	0	6	0	6	2	8	0	7
5:15	0	8	0	7	0	8	0	8	1	6	0	7
5:30	0	4	3	4	0	5	0	8	0	6	1	5
5:45	0	4	0	2	0	6	0	4	0	5	0	4
6:00	0	6	0	2	0	4	0	3	0	2	0	3
6:15	1	1	0	1	0	5	0	5	0	3	0	3
6:30	2	0	2	7	0	2	2	1	0	5	1	3
6:45	2	1	1	4	1	3	1	2	0	4	1	3
7:00	0	0	1	0	1	0	1	0	3	1	1	0
7:15	5	0	0	1	0	2	0	4	1	4	1	2
7:30	1	2	2	2	3	3	2	1	4	3	2	2
7:45	5	0	1	0	1	0	2	0	1	0	2	0
8:00	2	3	5	1	4	1	3	1	4	4	4	2
8:15	6	0	2	0	3	0	6	0	4	1	4	0
8:30	12	1	13	0	6	0	5	0	10	0	9	0
8:45	11	0	6	0	11	0	8	2	10	0	9	0
9:00	7	2	6	2	5	0	7	2	3	0	6	1
9:15	8	0	3	0	5	2	7	4	10	0	7	1
9:30	4	0	1	0	4	1	6	0	1	0	3	0
9:45	1	0	7	0	7	0	5	0	4	0	5	0
10:00	3	0	3	0	2	0	3	0	3	0	3	0
10:15	2	0	5	0	2	0	4	0	0	0	3	0
10:30	2	0	10	0	0	0	2	0	6	0	4	0
10:45	3	0	1	0	0	0	0	0	6	0	2	0
11:00	1	0	3	0	5	0	4	0	4	0	3	0
11:15	3	0	2	1	1	0	4	0	3	0	3	0
11:30	5	0	3	0	2	0	4	0	1	0	3	0
11:45	2	0	5	0	4	1	2	0	2	0	3	0
Totals	90	123	88	131	72	142	82	142	87	150	82	133
Day Total	213		219		214		224		237		215	
AM Pct	42.3%		40.2%		33.6%		36.6%		36.7%		38.1%	
Peak Hour	8:30	16:00	8:30	16:30	8:30	15:30	8:45	16:15	8:30	16:00	8:30	16:00
Peak Volume	38	38	28	40	27	32	28	35	33	47	31	37
P.H.F	0.7917	0.7917	0.5385	0.7692	0.6136	0.6667	0.8750	0.6731	0.8250	0.8393	0.8611	0.8409

AECOM

7:00-8:00 AM	11	4	5	5	9	7
7:15-8:15 AM	13	8	8	7	10	9
7:30-8:30 AM	14	10	11	13	13	12
7:45-8:45 AM	25	21	14	16	19	19
8:00-9:00 AM	31	26	24	22	28	26

4:00-5:00 AM	38	37	31	34	47	37
4:15-5:15 AM	38	38	27	35	47	37
4:30-5:30 AM	38	40	23	34	42	35
4:45-5:45 AM	31	31	23	29	34	30
5:00-6:00 AM	23	23	25	26	25	24

Client: AECOM SJ
 File Number: L-2A - EB-IN
 Route: L-2A
 Location: L-2A

Site Ref: L-2A
 Direction: EB-IN

Count Date	9/27/2021		9/28/2021		9/29/2021		9/30/2021		10/1/2021		Average	
Count Time	AM	PM	AM	PM	AM	PM	AM	PM	AM	PM	AM	PM
0:00	0	5	0	4	1	10	0	6	1	4	0	6
0:15	1	7	1	6	0	9	0	8	0	7	0	7
0:30	0	3	0	4	0	5	2	6	0	6	0	5
0:45	0	7	0	12	0	11	1	4	0	2	0	7
1:00	0	4	0	5	1	7	0	6	0	2	0	5
1:15	1	6	0	4	1	5	0	6	0	2	0	5
1:30	0	6	0	6	0	3	0	10	0	4	0	6
1:45	0	9	0	5	0	11	0	6	0	7	0	8
2:00	0	7	1	9	1	3	2	4	1	6	1	6
2:15	0	4	0	4	1	5	1	5	1	8	1	5
2:30	0	7	0	3	0	4	1	6	0	7	0	5
2:45	0	2	0	8	0	8	0	3	0	2	0	5
3:00	0	4	0	4	0	1	0	3	0	4	0	3
3:15	1	7	1	6	0	3	0	3	0	2	0	4
3:30	0	7	0	4	0	3	0	4	0	4	0	4
3:45	1	5	0	7	0	11	0	9	0	5	0	7
4:00	1	5	0	6	1	8	3	5	0	3	1	5
4:15	0	5	0	4	0	6	0	7	1	9	0	6
4:30	0	3	0	5	1	6	0	7	2	7	1	6
4:45	0	7	1	12	1	2	0	3	1	3	1	5
5:00	1	7	1	4	1	5	3	2	0	1	1	4
5:15	2	4	1	4	0	4	0	3	1	6	1	4
5:30	5	5	3	1	2	6	4	3	4	3	4	4
5:45	8	5	7	1	10	2	7	2	6	1	8	2
6:00	4	1	6	1	6	4	4	4	3	2	5	2
6:15	4	3	8	3	4	5	8	5	8	7	6	5
6:30	13	0	9	3	5	0	14	2	10	3	10	2
6:45	15	0	17	3	22	2	12	3	18	3	17	2
7:00	12	3	20	1	16	3	19	1	10	0	15	2
7:15	18	0	19	1	19	2	16	1	12	1	17	1
7:30	18	0	18	0	15	0	11	1	8	0	14	0
7:45	19	1	14	1	19	1	17	3	15	0	17	1
8:00	20	1	17	0	15	2	15	1	18	1	17	1
8:15	17	0	15	0	24	1	18	2	16	0	18	1
8:30	25	1	26	1	27	0	23	1	14	1	23	1
8:45	17	1	20	1	22	0	26	0	15	0	20	0
9:00	11	0	16	2	16	1	18	2	14	2	15	1
9:15	10	0	11	0	12	0	10	0	6	1	10	0
9:30	14	1	18	0	7	0	10	0	8	2	11	1
9:45	11	0	15	1	5	1	7	0	3	0	8	0
10:00	10	0	6	1	6	0	8	0	3	1	7	0
10:15	8	0	6	1	11	1	3	1	8	0	7	1
10:30	7	0	3	0	5	0	7	0	10	1	6	0
10:45	7	1	10	1	9	0	7	1	4	0	7	1
11:00	12	0	5	0	7	0	8	0	6	1	8	0
11:15	7	0	3	1	6	1	6	0	8	0	6	0
11:30	3	0	4	0	4	1	9	0	5	1	5	0
11:45	2	0	6	0	7	0	5	0	9	1	6	0
Totals	305	144	308	150	310	163	305	149	248	134	293	146
Day Total	449		458		473		454		382		439	
AM Pct	67.9%		67.2%		65.5%		67.2%		64.9%		66.7%	
Peak Hour	7:45	13:15	8:00	12:15	8:15	12:00	8:15	13:00	7:45	13:45	8:00	12:00
Peak Volume	81	28	78	27	89	35	85	28	63	28	78	25
P.H.F	0.8100	0.7778	0.7500	0.5625	0.8241	0.7955	0.8173	0.7000	0.8750	0.8750	0.8478	0.8929

AECOM												
7:00-8:00 AM	67		71		69		63		45		63	
7:15-8:15 AM	75		68		68		59		53		65	
7:30-8:30 AM	74		64		73		61		57		66	
7:45-8:45 AM	81		72		85		73		63		75	
8:00-9:00 AM	79		78		88		82		63		78	

4:00-5:00 AM		20		27		22		22		22		23
4:15-5:15 AM		22		25		19		19		20		21
4:30-5:30 AM		21		25		17		15		17		19
4:45-5:45 AM		23		21		17		11		14		17
5:00-6:00 AM		21		10		17		10		12		14

Client: AECOM SJ
 File Number: L-2A - WB-OUT
 Route: L-2A
 Location: L-2A

Site Ref: L-2A
 Direction: WB-OUT

Count Date	9/27/2021		9/28/2021		9/29/2021		9/30/2021		10/1/2021		Average	
Count Time	AM	PM	AM	PM	AM	PM	AM	PM	AM	PM	AM	PM
0:00	0	15	0	8	0	9	0	6	0	6	0	9
0:15	0	14	0	4	1	13	0	5	1	3	0	8
0:30	0	3	0	9	0	6	1	5	0	8	0	6
0:45	1	5	1	5	0	11	1	8	0	10	1	8
1:00	0	9	0	10	1	11	0	8	0	5	0	9
1:15	1	8	0	4	0	2	1	8	0	4	0	5
1:30	0	6	0	3	1	7	0	5	0	4	0	5
1:45	0	9	0	6	0	4	0	8	0	2	0	6
2:00	0	7	0	7	1	9	1	5	1	6	1	7
2:15	0	6	2	6	1	11	1	4	1	9	1	7
2:30	0	13	0	11	0	15	1	14	1	16	0	14
2:45	0	3	0	14	0	14	0	5	0	8	0	9
3:00	0	4	0	12	0	10	0	5	0	8	0	8
3:15	0	6	0	7	0	8	0	8	0	7	0	7
3:30	1	9	1	7	0	14	1	7	0	4	1	8
3:45	0	9	0	11	0	9	0	11	0	9	0	10
4:00	1	19	0	19	0	16	2	24	0	15	1	19
4:15	0	20	0	16	0	17	0	13	0	9	0	15
4:30	0	12	0	17	0	17	0	16	0	19	0	16
4:45	0	15	0	17	0	23	0	19	1	7	0	16
5:00	0	22	0	26	1	21	2	18	0	16	1	21
5:15	3	15	0	14	0	26	0	17	0	12	1	17
5:30	0	20	1	20	0	15	0	13	0	12	0	16
5:45	1	10	0	11	0	4	0	7	1	7	0	8
6:00	1	9	1	8	0	13	0	15	1	4	1	10
6:15	0	7	0	6	1	8	1	11	1	12	1	9
6:30	2	8	1	10	0	7	1	10	2	11	1	9
6:45	1	6	2	14	1	8	1	11	3	10	2	10
7:00	1	10	1	5	1	8	2	5	3	1	2	6
7:15	3	3	1	5	7	3	4	7	2	2	3	4
7:30	4	5	3	4	4	7	3	7	3	2	3	5
7:45	1	4	3	4	2	5	3	4	2	0	2	3
8:00	6	4	3	2	4	6	3	3	3	0	4	3
8:15	3	0	5	1	1	2	4	5	2	1	3	2
8:30	2	2	2	3	6	3	8	1	0	0	4	2
8:45	4	0	2	2	5	3	7	1	2	0	4	1
9:00	7	0	5	3	7	0	5	5	5	3	6	2
9:15	1	0	4	1	3	0	3	1	3	2	3	1
9:30	4	1	9	0	4	2	1	0	3	2	4	1
9:45	1	1	3	5	3	1	4	0	5	3	3	2
10:00	7	0	4	1	3	0	7	0	3	1	5	0
10:15	6	0	2	1	5	0	1	1	4	0	4	0
10:30	3	1	1	0	5	0	2	1	8	0	4	0
10:45	5	0	3	3	4	0	4	0	0	3	3	1
11:00	7	0	7	0	5	0	4	0	3	1	5	0
11:15	7	0	5	1	3	4	5	2	5	0	5	1
11:30	5	1	5	0	3	1	4	0	3	0	4	0
11:45	1	0	11	0	5	0	9	0	10	5	7	1
Totals	90	321	88	343	88	373	97	329	82	269	90	327
Day Total	411		431		461		426		351		417	
AM Pct	21.9%		20.4%		19.1%		22.8%		23.4%		21.6%	
Peak Hour	10:45	16:45	11:00	16:45	8:30	16:30	8:15	16:00	11:00	16:30	11:00	16:30
Peak Volume	24	72	28	77	21	87	24	72	21	54	21	70
P.H.F	0.8571	0.8182	0.6364	0.7404	0.7500	0.8365	0.7500	0.7500	0.5250	0.7105	0.7500	0.8333

AECOM												
7:00-8:00 AM	9		8		14		12		10		11	
7:15-8:15 AM	14		10		17		13		10		13	
7:30-8:30 AM	14		14		11		13		10		12	
7:45-8:45 AM	12		13		13		18		7		13	
8:00-9:00 AM	15		12		16		22		7		14	

4:00-5:00 AM		66		69		73		72		50		66
4:15-5:15 AM		69		76		78		66		51		68
4:30-5:30 AM		64		74		87		70		54		70
4:45-5:45 AM		72		77		85		67		47		70
5:00-6:00 AM		67		71		66		55		47		61

Client: AECOM SJ
 File Number: L-3B - EB-IN
 Route: L-3B
 Location: L-3B

Site Ref: L-3B
 Direction: EB-IN

Count Date	9/27/2021		9/28/2021		9/29/2021		9/30/2021		10/1/2021		Average	
Count Time	AM	PM	AM	PM	AM	PM	AM	PM	AM	PM	AM	PM
0:00	0	3	0	3	0	7	0	1	0	3	0	3
0:15	0	3	0	2	0	7	1	0	1	1	0	3
0:30	0	4	0	4	0	3	1	3	1	2	0	3
0:45	0	2	0	5	1	0	0	8	0	3	0	4
1:00	0	3	0	3	0	2	2	0	0	2	0	2
1:15	0	2	1	3	0	1	2	1	0	4	1	2
1:30	0	2	0	6	1	4	1	0	0	4	0	3
1:45	0	3	0	2	1	5	0	2	0	1	0	3
2:00	0	4	0	6	0	4	0	11	1	5	0	6
2:15	0	3	1	1	3	3	0	1	0	5	1	3
2:30	0	2	0	4	0	4	1	4	1	6	0	4
2:45	1	3	2	1	0	5	0	3	1	3	1	3
3:00	0	4	0	2	0	6	2	6	1	0	1	4
3:15	0	4	0	2	0	8	0	4	0	4	0	4
3:30	0	4	1	0	0	5	0	3	1	6	0	4
3:45	2	4	0	2	1	2	1	2	0	5	1	3
4:00	1	5	3	4	0	9	2	3	2	5	2	5
4:15	2	3	2	5	1	1	1	5	1	3	1	3
4:30	2	7	2	4	3	6	3	5	4	8	3	6
4:45	7	8	5	4	7	6	7	3	5	5	6	5
5:00	2	6	2	3	1	4	3	5	2	1	2	4
5:15	3	3	3	4	2	4	4	6	5	5	3	4
5:30	2	5	1	3	3	9	5	8	4	7	3	6
5:45	7	2	14	8	9	1	8	3	8	3	9	3
6:00	9	5	7	3	9	3	7	5	13	7	9	5
6:15	13	3	15	6	24	4	11	6	11	5	15	5
6:30	25	1	32	7	27	3	27	5	21	4	26	4
6:45	25	3	33	2	29	0	32	5	34	4	31	3
7:00	15	2	11	1	7	2	7	5	7	3	9	3
7:15	7	2	5	3	6	3	6	5	8	2	6	3
7:30	9	5	12	12	4	8	5	8	3	4	7	7
7:45	4	6	5	9	2	4	3	5	5	7	4	6
8:00	8	3	2	1	2	1	5	3	6	1	5	2
8:15	5	0	2	4	6	1	5	0	4	2	4	1
8:30	6	2	6	1	8	1	3	1	4	2	5	1
8:45	0	0	2	1	7	1	7	1	1	0	3	1
9:00	3	0	2	0	3	1	3	1	6	1	3	1
9:15	3	0	0	1	2	1	1	3	3	1	2	1
9:30	2	1	2	0	0	0	2	1	5	3	2	1
9:45	1	0	6	2	0	0	3	3	3	1	3	1
10:00	3	1	2	0	2	0	1	2	1	1	2	1
10:15	4	0	3	0	4	1	3	1	1	0	3	0
10:30	0	0	4	1	1	0	3	0	3	0	2	0
10:45	3	0	1	0	2	2	1	0	5	0	2	0
11:00	1	0	2	3	3	0	5	0	2	0	3	1
11:15	1	1	4	0	6	1	3	0	6	0	4	0
11:30	0	0	5	1	2	1	2	0	1	0	2	0
11:45	1	0	4	0	2	0	5	0	8	0	4	0
Totals	177	124	204	139	191	144	194	147	199	139	190	137
Day Total	301		343		335		341		338		327	
AM Pct	58.8%		59.5%		57.0%		56.9%		58.9%		58.1%	
Peak Hour	6:15	16:15	6:15	19:30	6:00	14:45	6:00	18:45	6:00	17:15	6:00	16:00
Peak Volume	78	24	91	26	89	24	77	23	79	22	81	19
P.H.F	0.7800	0.7500	0.6894	0.5417	0.7672	0.7500	0.6016	0.7188	0.5809	0.7857	0.6532	0.7917

AECOM												
7:00-8:00 AM	35		33		19		21		23		26	
7:15-8:15 AM	28		24		14		19		22		21	
7:30-8:30 AM	26		21		14		18		18		19	
7:45-8:45 AM	23		15		18		16		19		18	
8:00-9:00 AM	19		12		23		20		15		18	

4:00-5:00 AM		23		17		22		16		21		20
4:15-5:15 AM		24		16		17		18		17		18
4:30-5:30 AM		24		15		20		19		19		19
4:45-5:45 AM		22		14		23		22		18		20
5:00-6:00 AM		16		18		18		22		16		18

Client: AECOM SJ
 File Number: L-3B - WB-OUT
 Route: L-3B
 Location: L-3B

Site Ref: L-3B
 Direction: WB-OUT

Count Date	9/27/2021		9/28/2021		9/29/2021		9/30/2021		10/1/2021		Average	
Count Time	AM	PM	AM	PM	AM	PM	AM	PM	AM	PM	AM	PM
0:00	2	0	0	5	0	7	0	3	0	4	0	4
0:15	0	6	0	3	0	6	1	2	1	3	0	4
0:30	0	4	1	3	1	2	1	3	0	3	1	3
0:45	0	1	0	5	0	0	0	4	0	1	0	2
1:00	0	3	0	3	2	2	0	2	0	2	0	2
1:15	0	2	1	4	0	2	1	0	1	2	1	2
1:30	0	7	0	6	1	10	1	7	2	5	1	7
1:45	0	5	0	4	0	3	0	4	0	4	0	4
2:00	0	3	2	7	1	3	1	14	1	7	1	7
2:15	0	4	0	1	2	2	1	3	0	5	1	3
2:30	0	5	0	7	0	3	1	4	0	5	0	5
2:45	1	4	0	2	0	4	0	3	0	4	0	3
3:00	0	5	1	3	0	4	0	5	0	4	0	4
3:15	0	8	0	6	0	8	0	11	0	10	0	9
3:30	0	9	0	5	0	7	1	8	0	14	0	9
3:45	0	4	0	2	0	3	0	3	0	5	0	3
4:00	0	8	1	5	0	9	2	3	0	10	1	7
4:15	0	6	0	3	0	2	0	7	1	3	0	4
4:30	0	9	1	6	0	12	1	3	0	6	0	7
4:45	0	7	0	3	0	9	0	2	0	3	0	5
5:00	0	10	1	3	0	11	2	2	0	4	1	6
5:15	0	8	0	3	0	10	2	4	2	2	1	5
5:30	1	9	0	4	2	9	0	8	1	11	1	8
5:45	0	6	2	7	3	4	2	5	3	6	2	6
6:00	3	11	0	8	2	5	0	8	1	12	1	9
6:15	2	4	3	6	2	4	0	7	3	11	2	6
6:30	5	1	4	16	1	1	7	8	3	4	4	6
6:45	1	8	2	8	2	2	8	12	4	8	3	8
7:00	4	2	4	6	4	3	2	3	0	3	3	3
7:15	1	3	6	3	3	3	2	8	1	3	3	4
7:30	3	21	12	22	5	18	4	21	4	12	6	19
7:45	1	8	4	15	2	5	3	10	2	16	2	11
8:00	8	4	1	2	3	1	4	7	3	5	4	4
8:15	2	1	2	7	4	4	7	5	5	1	4	4
8:30	6	3	3	3	8	1	1	0	3	1	4	2
8:45	3	0	3	1	7	2	3	4	1	3	3	2
9:00	1	0	3	0	4	1	3	1	4	1	3	1
9:15	3	0	2	1	2	2	0	2	4	4	2	2
9:30	3	2	1	0	3	0	3	1	4	4	3	1
9:45	2	0	3	0	1	0	3	3	3	2	2	1
10:00	2	0	2	0	1	0	2	1	2	0	2	0
10:15	2	0	1	0	1	1	6	2	1	0	2	1
10:30	0	0	4	2	1	0	3	1	2	0	2	1
10:45	0	0	3	0	2	1	0	2	3	0	2	1
11:00	4	0	1	2	1	1	5	0	3	0	3	1
11:15	1	1	1	0	6	1	4	0	6	0	4	0
11:30	2	1	5	0	1	2	2	0	1	0	2	1
11:45	2	0	2	0	2	0	1	2	5	0	2	0
Totals	65	203	82	202	80	190	90	218	80	213	79	207
Day Total	268		284		270		308		293		286	
AM Pct	24.3%		28.9%		29.6%		29.2%		27.3%		27.6%	
Peak Hour	8:00	19:15	7:00	19:00	8:15	16:30	6:30	19:15	9:00	17:30	7:30	19:15
Peak Volume	19	36	26	46	23	42	19	46	15	40	16	38
P.H.F	0.5938	0.4286	0.5417	0.5227	0.7188	0.8750	0.5938	0.5476	0.9375	0.8333	0.6667	0.5000

AECOM

7:00-8:00 AM	9		26		14		11		7		13	
7:15-8:15 AM	13		23		13		13		10		14	
7:30-8:30 AM	14		19		14		18		14		16	
7:45-8:45 AM	17		10		17		15		13		14	
8:00-9:00 AM	19		9		22		15		12		15	

4:00-5:00 AM		30		17		32		15		22		23
4:15-5:15 AM		32		15		34		14		16		22
4:30-5:30 AM		34		15		42		11		15		23
4:45-5:45 AM		34		13		39		16		20		24
5:00-6:00 AM		33		17		34		19		23		25

Client: AECOM SJ
 File Number: L-9A - EB-IN
 Route: L-9A
 Location: L-9A

Site Ref: L-9A
 Direction: EB-IN

Count Date	9/27/2021		9/28/2021		9/29/2021		9/30/2021		10/1/2021		Average	
Count Time	AM	PM	AM	PM	AM	PM	AM	PM	AM	PM	AM	PM
0:00	0	0	0	0	0	3	0	0	0	0	0	1
0:15	0	0	0	1	0	1	0	0	0	0	0	0
0:30	0	0	0	0	0	1	0	0	0	0	0	0
0:45	1	1	1	0	0	1	0	0	0	0	0	0
1:00	0	0	0	0	0	0	0	0	0	0	0	0
1:15	0	0	0	0	0	0	0	0	0	0	0	0
1:30	0	0	0	0	0	2	0	0	0	0	0	0
1:45	0	1	0	1	0	0	0	1	0	1	0	1
2:00	1	0	0	0	1	0	1	0	1	0	1	0
2:15	0	0	1	1	0	0	1	0	1	0	1	0
2:30	0	0	0	1	0	1	1	1	1	2	0	1
2:45	1	0	1	1	1	0	0	0	1	0	1	0
3:00	0	0	0	0	0	0	0	0	0	1	0	0
3:15	1	0	0	0	0	0	0	0	1	0	0	0
3:30	2	0	3	0	2	0	2	0	0	0	2	0
3:45	0	0	0	0	1	0	1	0	0	0	0	0
4:00	0	0	0	0	0	0	0	1	1	0	0	0
4:15	1	0	1	0	2	0	0	0	1	0	1	0
4:30	0	0	1	1	0	0	0	0	0	0	0	0
4:45	0	0	0	0	0	0	0	0	1	0	0	0
5:00	1	0	1	0	0	0	1	0	0	0	1	0
5:15	1	0	0	0	2	0	1	1	1	0	1	0
5:30	3	0	3	0	3	0	4	0	2	0	3	0
5:45	7	0	5	0	4	0	5	0	3	0	5	0
6:00	4	0	6	0	6	0	5	0	3	0	5	0
6:15	15	0	20	0	10	0	14	0	10	0	14	0
6:30	9	0	7	0	10	0	12	0	8	0	9	0
6:45	1	0	3	0	1	0	2	0	1	0	2	0
7:00	2	0	0	0	0	0	0	0	0	0	0	0
7:15	2	0	1	0	0	0	1	0	1	0	1	0
7:30	3	1	0	0	2	0	0	0	1	0	1	0
7:45	1	0	0	0	1	0	2	0	0	0	1	0
8:00	1	0	0	0	1	0	0	0	0	0	0	0
8:15	1	0	1	0	0	0	0	0	2	0	1	0
8:30	3	0	2	0	1	0	2	0	3	0	2	0
8:45	0	0	1	0	1	0	0	0	0	0	0	0
9:00	0	0	0	0	0	0	0	0	1	0	0	0
9:15	0	1	0	0	1	0	0	0	0	0	0	0
9:30	1	1	1	0	0	0	0	0	0	0	0	0
9:45	2	0	0	1	0	0	0	0	0	0	0	0
10:00	0	0	0	0	0	0	0	0	0	0	0	0
10:15	1	0	0	0	0	0	0	0	0	0	0	0
10:30	0	0	1	0	0	0	0	0	0	0	0	0
10:45	0	0	0	0	0	0	0	0	0	0	0	0
11:00	0	0	0	0	0	0	1	0	0	0	0	0
11:15	0	0	0	0	0	0	0	0	0	0	0	0
11:30	0	0	0	0	1	0	0	0	1	0	0	0
11:45	0	0	0	0	0	0	0	0	0	0	0	0
Totals	65	5	60	7	51	9	55	5	44	5	51	3
Day Total	70		67		60		60		49		54	
AM Pct	92.9%		89.6%		85.0%		91.7%		89.8%		94.4%	
Peak Hour	5:45	20:45	5:45	13:45	5:45	12:00	5:45	13:45	5:45	13:45	5:45	13:45
Peak Volume	35	2	38	3	30	6	36	3	24	4	33	2
P.H.F	0.5833	0.5000	0.4750	0.7500	0.7500	0.5000	0.6429	0.7500	0.6000	0.5000	0.5893	0.5000

AECOM												
7:00-8:00 AM	8		1		3		3		2		3	
7:15-8:15 AM	7		1		4		3		2		3	
7:30-8:30 AM	6		1		4		2		3		3	
7:45-8:45 AM	6		3		3		4		5		4	
8:00-9:00 AM	5		4		3		2		5		4	

4:00-5:00 AM		0		1		0		1		0		0
4:15-5:15 AM		0		1		0		0		0		0
4:30-5:30 AM		0		1		0		1		0		0
4:45-5:45 AM		0		0		0		1		0		0
5:00-6:00 AM		0		0		0		1		0		0

Client: AECOM SJ
 File Number: L-9A - WB-OUT
 Route: L-9A
 Location: L-9A

Site Ref: L-9A
 Direction: WB-OUT

Count Date	9/27/2021		9/28/2021		9/29/2021		9/30/2021		10/1/2021		Average	
Count Time	AM	PM	AM	PM	AM	PM	AM	PM	AM	PM	AM	PM
0:00	0	0	0	0	0	1	0	0	0	0	0	0
0:15	0	0	0	0	0	1	0	0	0	0	0	0
0:30	0	1	0	1	0	3	0	1	0	0	0	1
0:45	0	0	0	0	0	1	0	0	0	1	0	0
1:00	0	0	0	0	0	0	0	0	0	2	0	0
1:15	0	2	0	3	0	4	0	0	0	0	0	2
1:30	0	0	0	0	0	0	0	0	0	0	0	0
1:45	0	0	0	0	0	0	0	0	0	0	0	0
2:00	0	1	0	0	0	1	0	2	0	0	0	1
2:15	0	1	0	1	0	1	0	1	0	1	0	1
2:30	0	2	0	1	0	1	0	1	0	1	0	1
2:45	0	0	0	0	0	0	0	1	0	0	0	0
3:00	0	1	0	0	0	0	0	1	0	1	0	1
3:15	0	0	0	1	0	0	0	0	0	1	0	0
3:30	0	2	0	2	0	1	0	2	0	3	0	2
3:45	0	2	0	1	0	1	0	2	0	2	0	2
4:00	0	2	0	2	0	1	0	2	0	2	0	2
4:15	0	0	0	1	0	1	0	1	0	2	0	1
4:30	0	4	0	3	0	2	0	4	0	2	0	3
4:45	1	1	0	3	1	3	0	1	0	1	0	2
5:00	0	3	0	5	0	5	0	4	0	5	0	4
5:15	0	8	0	5	0	7	0	3	0	3	0	5
5:30	0	1	0	1	0	1	0	1	1	2	0	1
5:45	0	1	0	3	0	1	0	1	0	1	0	1
6:00	0	0	0	2	0	1	0	0	0	1	0	1
6:15	0	3	0	0	0	1	0	1	0	1	0	1
6:30	0	0	0	3	0	2	0	0	0	1	0	1
6:45	1	1	0	0	0	1	0	2	1	0	0	1
7:00	0	1	0	2	0	3	0	3	0	0	0	2
7:15	1	9	0	10	0	2	0	3	0	4	0	6
7:30	0	5	0	3	0	4	0	7	0	1	0	4
7:45	0	3	0	1	0	0	0	1	0	1	0	1
8:00	0	1	0	2	0	1	0	1	0	0	0	1
8:15	0	2	0	0	0	2	0	1	0	0	0	1
8:30	0	1	0	0	0	1	0	1	0	1	0	1
8:45	0	0	0	1	0	1	0	0	0	0	0	0
9:00	0	0	0	0	0	0	0	0	0	0	0	0
9:15	0	5	0	1	0	0	0	1	0	1	0	2
9:30	0	0	0	0	0	0	0	0	0	0	0	0
9:45	0	0	0	1	0	0	0	0	0	0	0	0
10:00	0	0	0	0	0	0	0	2	0	0	0	0
10:15	0	0	0	0	0	1	0	0	0	0	0	0
10:30	1	1	0	1	1	0	0	1	0	0	0	1
10:45	0	0	1	0	0	0	0	0	0	1	0	0
11:00	0	0	0	0	0	0	0	1	0	0	0	0
11:15	0	1	0	2	0	2	1	1	0	1	0	1
11:30	1	1	2	0	2	1	2	1	3	1	2	1
11:45	1	0	0	1	0	0	0	0	0	0	0	0
Totals	6	66	3	63	4	59	3	55	5	44	2	55
Day Total	72		66		63		58		49		57	
AM Pct	8.3%		4.5%		6.3%		5.2%		10.2%		3.5%	
Peak Hour	6:30	19:00	10:45	16:30	10:45	16:30	10:45	18:45	10:45	16:30	10:45	16:30
Peak Volume	2	18	3	16	2	17	3	15	3	11	2	14
P.H.F	0.5000	0.5000	0.3750	0.8000	0.2500	0.6071	0.3750	0.5357	0.2500	0.5500	0.2500	0.7000

AECOM												
7:00-8:00 AM	1		0		0		0		0		0	
7:15-8:15 AM	1		0		0		0		0		0	
7:30-8:30 AM	0		0		0		0		0		0	
7:45-8:45 AM	0		0		0		0		0		0	
8:00-9:00 AM	0		0		0		0		0		0	

4:00-5:00 AM		7		9		7		8		7		8
4:15-5:15 AM		8		12		11		10		10		10
4:30-5:30 AM		16		16		17		12		11		14
4:45-5:45 AM		13		14		16		9		11		13
5:00-6:00 AM		13		14		14		9		11		12

Client: AECOM SJ
 File Number: L-17A - NB-IN
 Route: L-17A
 Location: L-17A

Site Ref: L-17A
 Direction: NB-IN

Count Date	9/27/2021		9/28/2021		9/29/2021		9/30/2021		10/1/2021		Average	
Count Time	AM	PM	AM	PM	AM	PM	AM	PM	AM	PM	AM	PM
0:00	0	5	0	7	0	3	0	5	0	7	0	5
0:15	0	6	0	2	0	8	0	6	0	11	0	7
0:30	0	8	0	6	0	7	0	7	0	6	0	7
0:45	0	5	0	7	0	5	0	7	0	2	0	5
1:00	0	1	0	7	0	4	0	5	0	5	0	4
1:15	0	9	0	5	0	5	0	6	0	4	0	6
1:30	0	5	0	5	0	1	0	6	0	7	0	5
1:45	0	2	0	2	0	4	0	3	0	2	0	3
2:00	0	2	0	1	0	4	0	6	0	1	0	3
2:15	0	0	0	2	0	5	1	4	2	2	1	3
2:30	0	4	0	3	0	2	0	1	0	3	0	3
2:45	0	2	0	7	0	2	0	1	0	4	0	3
3:00	0	5	0	5	0	2	0	3	0	1	0	3
3:15	0	2	0	2	0	4	0	2	0	3	0	3
3:30	0	0	0	3	0	4	0	2	0	1	0	2
3:45	0	3	0	0	1	3	0	4	0	3	0	3
4:00	0	4	1	6	0	5	0	5	0	3	0	5
4:15	1	8	0	10	0	9	1	7	0	9	0	9
4:30	0	6	0	6	1	3	0	4	1	7	0	5
4:45	0	5	0	5	0	2	0	1	0	3	0	3
5:00	0	7	1	4	1	6	0	5	0	2	0	5
5:15	0	1	1	0	0	2	2	11	1	3	1	3
5:30	2	4	5	4	2	2	3	5	5	7	3	4
5:45	4	6	3	3	4	3	3	4	5	4	4	4
6:00	5	3	2	4	6	5	4	3	4	4	4	4
6:15	6	3	8	4	5	5	7	5	6	2	6	4
6:30	12	3	9	1	5	1	11	5	6	1	9	2
6:45	13	1	17	1	12	3	15	1	16	2	15	2
7:00	17	0	17	2	19	0	20	0	13	0	17	0
7:15	14	1	14	0	15	3	15	0	13	2	14	1
7:30	16	1	18	1	15	0	19	0	8	0	15	0
7:45	12	0	20	0	24	0	12	0	18	0	17	0
8:00	22	0	25	0	22	2	27	0	21	0	23	0
8:15	32	0	24	0	29	0	45	0	24	0	31	0
8:30	25	0	38	0	37	1	22	0	30	1	30	0
8:45	29	0	31	0	36	0	26	1	22	0	29	0
9:00	27	0	15	0	25	0	35	0	22	1	25	0
9:15	27	0	28	0	37	0	29	0	20	1	28	0
9:30	27	0	22	0	22	0	21	0	17	0	22	0
9:45	14	1	10	0	7	0	12	0	21	0	13	0
10:00	14	1	11	1	14	0	10	1	11	0	12	1
10:15	10	0	7	0	6	1	9	0	8	0	8	0
10:30	8	0	6	0	9	0	12	0	3	0	8	0
10:45	5	1	5	1	5	0	2	0	6	0	5	0
11:00	3	0	15	1	3	0	11	0	8	0	8	0
11:15	6	0	6	0	5	0	9	0	4	0	6	0
11:30	5	1	6	0	6	0	4	0	4	0	5	0
11:45	8	0	7	0	6	0	6	0	5	0	6	0
Totals	364	116	372	118	379	116	393	126	324	114	365	117
Day Total	480		490		495		519		438		482	
AM Pct	75.8%		75.9%		76.6%		75.7%		74.0%		75.7%	
Peak Hour	8:15	16:15	8:00	16:00	8:30	12:15	8:15	12:00	8:15	12:00	8:15	12:00
Peak Volume	113	26	118	27	135	24	128	25	98	26	115	24
P.H.F	0.8828	0.8125	0.7763	0.6750	0.9122	0.7500	0.7111	0.8929	0.8167	0.5909	0.9274	0.8571

AECOM

7:00-8:00 AM	59	69	73	66	52	64
7:15-8:15 AM	64	77	76	73	60	70
7:30-8:30 AM	82	87	90	103	71	87
7:45-8:45 AM	91	107	112	106	93	102
8:00-9:00 AM	108	118	124	120	97	113

4:00-5:00 AM	23	27	19	17	22	22
4:15-5:15 AM	26	25	20	17	21	22
4:30-5:30 AM	19	15	13	21	15	17
4:45-5:45 AM	17	13	12	22	15	16
5:00-6:00 AM	18	11	13	25	16	17

Client: AECOM SJ
 File Number: L-17A - SB-OUT
 Route: L-17A
 Location: L-17A

Site Ref: L-17A
 Direction: SB-OUT

Count Date	9/27/2021		9/28/2021		9/29/2021		9/30/2021		10/1/2021		Average	
Count Time	AM	PM	AM	PM	AM	PM	AM	PM	AM	PM	AM	PM
0:00	0	4	0	2	0	6	1	3	0	9	0	5
0:15	0	1	0	5	1	9	0	6	3	5	1	5
0:30	0	6	0	2	0	7	0	5	0	2	0	4
0:45	0	10	0	5	0	4	0	1	0	2	0	4
1:00	1	3	0	7	1	4	1	4	0	7	1	5
1:15	0	6	0	3	0	4	0	7	0	1	0	4
1:30	0	7	0	3	0	6	0	7	0	6	0	6
1:45	0	2	1	2	0	6	0	3	0	7	0	4
2:00	0	10	1	7	1	11	1	9	1	8	1	9
2:15	0	14	0	8	0	10	1	3	0	7	0	8
2:30	0	6	0	7	1	7	0	9	0	7	0	7
2:45	0	11	0	6	0	6	0	9	0	10	0	8
3:00	0	15	0	13	0	14	0	11	0	12	0	13
3:15	0	15	0	11	0	14	0	10	0	12	0	12
3:30	1	14	0	17	0	15	0	11	0	12	0	14
3:45	0	9	1	10	0	18	0	15	0	7	0	12
4:00	0	12	0	13	0	11	0	23	0	22	0	16
4:15	0	7	0	23	0	25	0	17	0	21	0	19
4:30	0	21	0	25	2	30	0	19	0	18	0	23
4:45	0	14	0	20	0	17	0	19	0	25	0	19
5:00	0	24	0	25	0	26	0	34	0	23	0	26
5:15	0	16	0	26	0	23	0	22	0	24	0	22
5:30	0	32	0	26	0	20	0	26	0	22	0	25
5:45	1	25	1	28	1	15	0	20	0	16	1	21
6:00	3	22	0	18	0	24	2	17	1	18	1	20
6:15	0	14	1	16	0	22	3	18	1	17	1	17
6:30	2	20	0	21	0	20	2	17	0	17	1	19
6:45	0	7	0	8	0	8	1	17	4	11	1	10
7:00	2	5	2	7	1	10	4	6	0	9	2	7
7:15	0	7	5	4	0	6	4	14	3	10	2	8
7:30	0	5	0	8	3	4	4	2	0	1	1	4
7:45	1	3	5	3	2	5	3	3	0	4	2	4
8:00	3	1	6	2	5	4	3	6	3	1	4	3
8:15	4	3	7	4	8	4	4	3	3	3	5	3
8:30	5	1	6	1	7	5	5	4	8	4	6	3
8:45	6	2	5	3	4	2	6	1	12	0	7	2
9:00	6	2	5	5	9	4	6	2	4	0	6	3
9:15	5	2	2	0	10	1	7	1	3	2	5	1
9:30	8	1	8	0	7	1	0	1	4	1	5	1
9:45	3	1	5	0	5	1	6	1	3	0	4	1
10:00	1	0	2	4	5	0	1	2	5	0	3	1
10:15	6	2	2	1	6	1	4	0	4	0	4	1
10:30	5	0	5	0	6	0	2	0	4	1	4	0
10:45	2	0	5	1	2	0	4	1	0	0	3	0
11:00	6	0	4	0	2	0	2	0	1	2	3	0
11:15	5	0	5	0	3	0	6	1	4	0	5	0
11:30	2	1	6	1	2	0	5	0	2	1	3	1
11:45	5	2	6	0	4	1	6	0	10	1	6	1
Totals	83	385	96	401	98	431	94	410	83	388	88	401
Day Total	468		497		529		504		471		489	
AM Pct	17.7%		19.3%		18.5%		18.7%		17.6%		18.0%	
Peak Hour	8:45	17:00	7:45	17:00	9:00	16:15	8:30	17:00	8:15	16:45	8:15	17:00
Peak Volume	25	97	24	105	31	98	24	102	27	94	24	94
P.H.F	0.7813	0.7578	0.8571	0.9375	0.7750	0.8167	0.8571	0.7500	0.5625	0.9400	0.8571	0.9038

AECOM												
7:00-8:00 AM	3		12		6		15		3		8	
7:15-8:15 AM	4		16		10		14		6		10	
7:30-8:30 AM	8		18		18		14		6		13	
7:45-8:45 AM	13		24		22		15		14		18	
8:00-9:00 AM	18		24		24		18		26		22	

4:00-5:00 AM		54		81		83		78		86		76
4:15-5:15 AM		66		93		98		89		87		87
4:30-5:30 AM		75		96		96		94		90		90
4:45-5:45 AM		86		97		86		101		94		93
5:00-6:00 AM		97		105		84		102		85		95

Client: AECOM SJ
 File Number: L-18A - SB-IN
 Route: L-18A
 Location: L-18A

Site Ref: L-18A
 Direction: SB-IN

Count Date	9/27/2021		9/28/2021		9/29/2021		9/30/2021		10/1/2021		Average	
Count Time	AM	PM	AM	PM	AM	PM	AM	PM	AM	PM	AM	PM
0:00	0	1	0	4	0	2	0	4	0	1	0	2
0:15	0	0	0	5	0	4	1	2	0	4	0	3
0:30	0	1	0	4	0	5	0	5	0	1	0	3
0:45	0	4	0	8	0	4	0	7	0	4	0	5
1:00	0	1	0	2	0	5	0	3	0	0	0	2
1:15	0	4	0	3	1	1	0	1	0	1	0	2
1:30	0	2	0	0	0	2	0	2	0	3	0	2
1:45	0	2	0	4	0	2	0	3	0	6	0	3
2:00	0	3	0	3	0	1	0	0	0	1	0	2
2:15	0	2	0	3	0	1	0	2	0	4	0	2
2:30	0	2	0	1	0	1	0	1	0	3	0	2
2:45	0	4	0	4	0	2	0	4	0	3	0	3
3:00	0	3	0	2	0	4	0	3	0	0	0	2
3:15	0	2	0	2	0	3	0	3	0	3	0	3
3:30	0	0	0	1	0	2	0	2	0	2	0	1
3:45	0	5	0	2	0	5	1	5	0	6	0	5
4:00	0	2	0	2	0	1	0	4	0	4	0	3
4:15	0	4	0	4	0	5	0	2	2	6	0	4
4:30	0	2	1	5	1	3	1	4	0	3	1	3
4:45	1	3	5	0	2	3	2	6	2	7	2	4
5:00	0	3	2	3	1	2	1	5	0	3	1	3
5:15	4	5	2	6	1	11	1	11	2	6	2	8
5:30	6	0	5	2	5	6	9	1	5	5	6	3
5:45	11	5	15	9	8	4	5	4	7	6	9	6
6:00	4	1	8	2	9	6	9	7	17	3	9	4
6:15	9	4	10	2	16	0	10	0	15	0	12	1
6:30	16	1	21	2	21	2	13	8	12	0	17	3
6:45	14	1	19	1	23	5	17	1	13	0	17	2
7:00	12	1	9	0	6	1	10	1	8	2	9	1
7:15	4	1	5	2	6	0	8	0	4	0	5	1
7:30	6	1	3	0	7	3	6	1	7	0	6	1
7:45	9	3	8	0	4	1	6	0	3	0	6	1
8:00	6	0	3	1	6	0	6	1	5	0	5	0
8:15	7	0	3	0	9	2	4	0	10	0	7	0
8:30	5	2	8	1	7	1	8	1	10	1	8	1
8:45	12	0	12	0	13	0	7	1	10	0	11	0
9:00	6	0	5	0	11	0	6	0	4	0	6	0
9:15	1	0	10	0	5	0	3	0	1	0	4	0
9:30	8	0	5	0	4	0	5	0	2	0	5	0
9:45	6	2	2	0	3	0	1	0	3	0	3	0
10:00	0	0	11	0	0	1	3	0	4	0	4	0
10:15	5	0	2	1	4	0	3	0	5	0	4	0
10:30	2	0	3	0	7	0	0	0	0	0	2	0
10:45	2	1	3	0	1	0	1	0	2	0	2	0
11:00	1	1	5	0	1	0	4	0	4	0	3	0
11:15	2	0	5	1	6	1	1	2	6	1	4	1
11:30	4	0	2	0	4	0	3	0	3	0	3	0
11:45	4	0	3	0	5	0	0	0	2	0	3	0
Totals	167	79	195	92	197	102	155	107	168	89	176	92
Day Total	246		287		299		262		257		268	
AM Pct	67.9%		67.9%		65.9%		59.2%		65.4%		65.7%	
Peak Hour	6:15	15:45	6:15	12:00	6:00	17:15	6:15	16:30	6:00	16:45	6:00	17:15
Peak Volume	51	13	59	21	69	27	50	26	57	21	55	21
P.H.F	0.7969	0.6500	0.7024	0.6563	0.7500	0.6136	0.7353	0.5909	0.8382	0.7500	0.8088	0.6563

AECOM

7:00-8:00 AM	31	25	23	30	22	26
7:15-8:15 AM	25	19	23	26	19	22
7:30-8:30 AM	28	17	26	22	25	24
7:45-8:45 AM	27	22	26	24	28	25
8:00-9:00 AM	30	26	35	25	35	30

4:00-5:00 AM	11	11	12	16	20	14
4:15-5:15 AM	12	12	13	17	19	15
4:30-5:30 AM	13	14	19	26	19	18
4:45-5:45 AM	11	11	22	23	21	18
5:00-6:00 AM	13	20	23	21	20	19

Client: AECOM SJ
 File Number: L-18A - NB-OUT
 Route: L-18A
 Location: L-18A

Site Ref: L-18A
 Direction: NB-OUT

Count Date	9/27/2021		9/28/2021		9/29/2021		9/30/2021		10/1/2021		Average	
Count Time	AM	PM	AM	PM	AM	PM	AM	PM	AM	PM	AM	PM
0:00	0	0	0	1	0	6	0	0	0	3	0	2
0:15	0	2	1	6	0	6	2	4	2	3	1	4
0:30	0	2	0	6	0	3	0	13	0	0	0	5
0:45	0	3	0	3	0	2	0	3	0	5	0	3
1:00	0	2	1	3	0	4	0	5	1	0	0	3
1:15	0	0	0	1	1	3	0	0	0	2	0	1
1:30	0	3	0	0	2	3	0	2	0	3	0	2
1:45	0	3	0	1	0	4	0	2	0	4	0	3
2:00	0	1	0	5	0	4	0	2	0	1	0	3
2:15	0	3	0	3	0	2	0	4	0	4	0	3
2:30	0	2	0	1	0	10	0	1	0	7	0	4
2:45	0	6	0	1	0	4	0	3	0	7	0	4
3:00	0	4	0	6	0	6	0	4	0	3	0	5
3:15	0	6	0	3	0	7	0	6	0	8	0	6
3:30	0	10	0	3	0	5	0	0	0	8	0	5
3:45	0	5	0	4	0	6	1	11	0	12	0	8
4:00	0	7	0	9	0	7	0	6	0	9	0	8
4:15	0	8	0	5	0	9	0	9	0	7	0	8
4:30	0	5	0	3	3	5	0	7	0	8	1	6
4:45	0	4	1	5	1	5	0	6	0	5	0	5
5:00	0	12	1	7	0	4	2	13	0	9	1	9
5:15	1	10	0	10	2	9	0	18	2	14	1	12
5:30	0	14	1	8	2	8	0	6	0	14	1	10
5:45	1	12	4	6	0	17	5	3	1	4	2	8
6:00	3	4	2	6	2	13	2	11	4	10	3	9
6:15	3	10	3	3	1	9	4	7	3	5	3	7
6:30	2	7	6	6	4	3	4	9	5	6	4	6
6:45	1	9	1	3	7	6	3	9	2	9	3	7
7:00	4	9	2	11	2	7	2	6	1	5	2	8
7:15	0	5	2	3	3	5	7	8	0	1	2	4
7:30	1	9	2	5	6	8	2	8	1	5	2	7
7:45	5	8	5	3	0	6	1	3	0	3	2	5
8:00	4	1	0	4	3	1	2	4	1	1	2	2
8:15	2	5	1	3	1	4	1	1	5	2	2	3
8:30	0	0	1	5	0	2	4	0	3	2	2	2
8:45	1	1	2	1	3	0	3	2	2	2	2	1
9:00	3	1	2	0	0	1	3	1	1	1	2	1
9:15	0	0	3	2	3	4	0	0	0	2	1	2
9:30	0	0	5	2	5	0	5	0	3	1	4	1
9:45	3	0	3	0	3	0	2	0	5	1	3	0
10:00	2	0	2	1	1	1	3	1	2	3	2	1
10:15	5	2	2	3	3	2	5	0	1	1	3	2
10:30	2	1	1	4	5	0	2	1	0	0	2	1
10:45	0	1	2	0	0	0	1	2	2	1	1	1
11:00	2	1	5	0	2	0	8	0	0	0	3	0
11:15	1	0	3	0	4	0	2	0	6	2	3	0
11:30	4	1	7	0	3	2	2	2	1	0	3	1
11:45	4	0	1	0	2	1	1	0	3	2	2	1
Totals	54	199	72	165	74	214	79	203	57	205	65	199
Day Total	253		237		288		282		262		264	
AM Pct	21.3%		30.4%		25.7%		28.0%		21.8%		24.6%	
Peak Hour	7:30	17:00	10:45	17:00	6:45	17:15	6:30	16:30	6:00	16:45	6:00	17:00
Peak Volume	12	48	17	31	18	47	16	44	14	42	13	39
P.H.F	0.6000	0.8571	0.6071	0.7750	0.6429	0.6912	0.5714	0.6111	0.7000	0.7500	0.8125	0.8125

AECOM												
7:00-8:00 AM	10		11		11		12		2		9	
7:15-8:15 AM	10		9		12		12		2		9	
7:30-8:30 AM	12		8		10		6		7		9	
7:45-8:45 AM	11		7		4		8		9		8	
8:00-9:00 AM	7		4		7		10		11		8	

4:00-5:00 AM		24		22		26		28		29		26
4:15-5:15 AM		29		20		23		35		29		27
4:30-5:30 AM		31		25		23		44		36		32
4:45-5:45 AM		40		30		26		43		42		36
5:00-6:00 AM		48		31		38		40		41		40

Client: AECOM SJ
 File Number: L-18B - SB-IN
 Route: L-18B
 Location: L-18B

Site Ref: L-18B
 Direction: SB-IN

Count Date	9/27/2021		9/28/2021		9/29/2021		9/30/2021		10/1/2021		Average	
Count Time	AM	PM	AM	PM	AM	PM	AM	PM	AM	PM	AM	PM
0:00	0	3	0	10	0	13	0	4	0	4	0	7
0:15	0	1	0	10	0	4	0	0	3	0	1	3
0:30	0	5	1	6	0	8	0	7	0	3	0	6
0:45	0	4	1	4	0	1	1	3	0	1	0	3
1:00	0	2	0	6	0	2	0	3	0	2	0	3
1:15	0	6	0	5	0	2	0	6	0	3	0	4
1:30	0	1	0	0	0	2	0	3	0	5	0	2
1:45	0	3	0	2	0	4	0	5	0	2	0	3
2:00	0	1	0	0	0	1	0	3	0	0	0	1
2:15	0	2	0	4	0	1	1	4	0	4	0	3
2:30	0	2	0	2	0	4	0	0	0	4	0	2
2:45	0	2	0	0	0	2	1	3	0	6	0	3
3:00	0	9	0	2	0	4	0	3	0	2	0	4
3:15	0	6	0	4	0	7	0	0	0	14	0	6
3:30	0	6	0	5	0	1	0	6	0	10	0	6
3:45	0	0	0	1	0	2	0	0	2	5	0	2
4:00	0	2	0	2	0	5	0	2	0	3	0	3
4:15	0	0	0	0	0	2	0	6	0	7	0	3
4:30	0	0	0	0	0	0	0	1	0	2	0	1
4:45	3	7	0	7	0	4	0	2	0	10	1	6
5:00	0	0	0	0	0	0	0	0	0	0	0	0
5:15	0	0	5	2	0	1	2	3	1	1	2	1
5:30	0	5	0	3	2	0	3	5	2	6	1	4
5:45	6	2	4	3	4	0	8	0	5	0	5	1
6:00	6	14	3	6	3	4	1	2	6	4	4	6
6:15	5	1	12	0	10	3	11	3	8	2	9	2
6:30	10	3	5	2	3	2	3	6	10	5	6	4
6:45	2	1	12	1	8	0	8	1	5	3	7	1
7:00	19	6	5	4	7	3	12	4	12	3	11	4
7:15	5	3	13	3	12	2	3	2	4	2	7	2
7:30	8	2	7	2	16	0	10	2	9	0	10	1
7:45	14	6	10	3	9	3	10	3	2	2	9	3
8:00	3	0	13	0	7	0	7	0	17	4	9	1
8:15	13	3	19	2	16	2	15	2	17	4	16	3
8:30	12	2	12	2	7	2	7	2	11	2	10	2
8:45	6	2	9	0	9	0	10	0	12	0	9	0
9:00	10	0	5	0	10	3	14	0	7	0	9	1
9:15	10	0	4	0	11	0	2	0	12	0	8	0
9:30	8	0	7	0	20	0	5	0	11	0	10	0
9:45	12	1	9	0	5	0	10	0	2	0	8	0
10:00	4	0	5	0	14	0	3	0	2	0	6	0
10:15	6	0	10	2	7	0	5	0	7	0	7	0
10:30	14	1	3	0	4	0	7	0	2	0	6	0
10:45	2	0	4	1	4	0	6	0	9	0	5	0
11:00	10	0	2	0	3	0	3	0	7	0	5	0
11:15	2	0	3	0	6	0	3	0	2	0	3	0
11:30	7	0	6	0	5	0	6	0	8	0	6	0
11:45	0	0	5	0	0	0	1	0	1	1	1	0
Totals	197	114	194	106	202	94	178	96	196	126	191	107
Day Total	311		300		296		274		322		298	
AM Pct	63.3%		64.7%		68.2%		65.0%		60.9%		64.1%	
Peak Hour	7:00	14:45	7:45	12:00	8:45	12:00	8:15	12:30	8:00	14:45	7:30	12:00
Peak Volume	46	23	54	30	50	26	46	19	57	32	44	19
P.H.F	0.6053	0.6389	0.7105	0.7500	0.6250	0.5000	0.7667	0.6786	0.8382	0.5714	0.6875	0.6786

AECOM

7:00-8:00 AM	46		35		44		35		27		37	
7:15-8:15 AM	30		43		44		30		32		36	
7:30-8:30 AM	38		49		48		42		45		44	
7:45-8:45 AM	42		54		39		39		47		44	
8:00-9:00 AM	34		53		39		39		57		44	

4:00-5:00 AM		9		9		11		11		22		12
4:15-5:15 AM		7		7		6		9		19		10
4:30-5:30 AM		7		9		5		6		13		8
4:45-5:45 AM		12		12		5		10		17		11
5:00-6:00 AM		7		8		1		8		7		6

Client: AECOM SJ
 File Number: L-18B - NB-OUT
 Route: L-18B
 Location: L-18B

Site Ref: L-18B
 Direction: NB-OUT

Count Date	9/27/2021		9/28/2021		9/29/2021		9/30/2021		10/1/2021		Average	
Count Time	AM	PM	AM	PM	AM	PM	AM	PM	AM	PM	AM	PM
0:00	3	0	1	4	5	2	0	0	1	2	2	2
0:15	0	2	0	6	0	4	0	0	0	2	0	3
0:30	0	0	0	1	0	0	0	0	2	0	0	0
0:45	0	10	0	4	0	10	0	4	0	2	0	6
1:00	0	4	0	0	0	2	1	0	0	2	0	2
1:15	0	0	2	7	0	5	0	0	0	3	0	3
1:30	0	0	0	2	0	2	0	2	0	4	0	2
1:45	3	2	0	7	0	0	0	0	1	2	1	2
2:00	4	3	0	0	0	6	0	2	0	3	1	3
2:15	0	0	0	0	0	0	0	2	0	2	0	1
2:30	0	1	1	1	0	3	3	0	0	4	1	2
2:45	0	2	0	5	0	2	0	0	0	0	0	2
3:00	0	0	0	2	0	2	0	6	0	0	0	2
3:15	0	4	0	0	0	3	0	1	0	3	0	2
3:30	0	1	0	0	0	10	0	2	0	1	0	3
3:45	0	6	0	2	0	12	0	6	0	14	0	8
4:00	0	0	0	4	0	0	0	5	0	8	0	3
4:15	0	11	0	2	0	6	0	7	0	6	0	6
4:30	0	0	0	2	0	3	0	2	0	0	0	1
4:45	0	4	0	3	0	7	0	8	0	4	0	5
5:00	0	0	0	5	0	2	0	5	0	4	0	3
5:15	0	8	0	12	0	7	0	6	0	4	0	7
5:30	0	2	0	1	0	0	0	7	0	0	0	2
5:45	0	4	0	7	0	13	0	0	0	0	0	5
6:00	0	13	0	2	0	4	0	7	0	6	0	6
6:15	0	0	0	3	0	3	0	8	2	0	0	3
6:30	0	0	0	4	3	11	2	8	0	6	1	6
6:45	0	3	4	6	0	1	2	2	0	7	1	4
7:00	0	3	2	10	0	0	0	3	0	2	0	4
7:15	0	6	0	3	3	2	0	2	0	5	1	4
7:30	0	7	0	3	0	4	0	3	0	2	0	4
7:45	2	0	2	1	0	0	1	2	0	0	1	1
8:00	2	2	0	0	0	2	2	3	4	0	2	1
8:15	2	2	0	0	0	0	0	0	0	4	0	1
8:30	0	0	0	0	2	4	0	0	1	6	1	2
8:45	0	0	0	1	0	0	0	0	0	3	0	1
9:00	5	0	1	2	2	0	0	1	2	0	2	1
9:15	0	0	1	0	1	0	0	0	0	0	0	0
9:30	3	0	2	2	0	2	0	0	0	0	1	1
9:45	2	0	4	0	2	1	1	0	2	0	2	0
10:00	0	0	2	0	2	0	0	2	2	0	1	0
10:15	3	0	0	0	0	0	2	0	1	0	1	0
10:30	2	3	0	0	2	1	0	0	0	0	1	1
10:45	0	0	2	4	0	0	0	0	0	0	0	1
11:00	0	3	0	0	0	4	2	0	0	0	0	1
11:15	2	0	1	0	0	0	5	0	3	0	2	0
11:30	0	0	0	0	4	3	0	0	0	4	1	1
11:45	0	0	2	0	0	0	0	0	1	0	1	0
Totals	33	106	27	118	26	143	21	106	22	115	24	118
Day Total	139		145		169		127		137		142	
AM Pct	23.7%		18.6%		15.4%		16.5%		16.1%		16.9%	
Peak Hour	9:00	17:15	9:15	17:00	6:30	17:45	10:30	16:45	7:45	15:30	9:00	15:30
Peak Volume	10	27	9	25	6	31	7	26	5	29	5	20
P.H.F	0.5000	0.5192	0.5625	0.5208	0.5000	0.5962	0.3500	0.8125	0.3125	0.5179	0.6250	0.6250

AECOM												
7:00-8:00 AM	2		4		3		1		0		2	
7:15-8:15 AM	4		2		3		3		4		3	
7:30-8:30 AM	6		2		0		3		4		3	
7:45-8:45 AM	6		2		2		3		5		4	
8:00-9:00 AM	4		0		2		2		5		3	

4:00-5:00 AM		15		11		16		22		18		16
4:15-5:15 AM		15		12		18		22		14		16
4:30-5:30 AM		12		22		19		21		12		17
4:45-5:45 AM		14		21		16		26		12		18
5:00-6:00 AM		14		25		22		18		8		17

Client: AECOM SJ
 File Number: L-18C - SB-IN
 Route: L-18C
 Location: L-18C

Site Ref: L-18C
 Direction: SB-IN

Count Date	9/27/2021		9/28/2021		9/29/2021		9/30/2021		10/1/2021		Average	
Count Time	AM	PM	AM	PM	AM	PM	AM	PM	AM	PM	AM	PM
0:00	0	3	0	9	0	1	2	5	0	2	0	4
0:15	0	4	0	3	0	8	0	9	0	8	0	6
0:30	0	5	1	0	0	8	0	8	0	6	0	5
0:45	0	8	0	7	0	8	0	3	0	7	0	7
1:00	0	6	0	6	0	8	0	5	0	6	0	6
1:15	0	8	0	2	0	3	0	13	0	4	0	6
1:30	1	7	0	9	0	4	2	2	1	2	1	5
1:45	1	10	0	5	0	8	0	6	0	11	0	8
2:00	0	2	1	6	0	2	1	3	0	1	0	3
2:15	0	6	2	8	4	10	3	2	1	7	2	7
2:30	0	4	2	5	0	2	0	1	0	3	0	3
2:45	0	4	0	10	0	2	0	1	0	4	0	4
3:00	0	9	0	7	0	8	0	8	0	8	0	8
3:15	0	5	0	6	0	11	0	4	1	9	0	7
3:30	1	8	0	5	2	9	2	6	1	6	1	7
3:45	0	6	0	8	0	6	1	5	0	4	0	6
4:00	0	10	0	8	1	5	0	4	0	6	0	7
4:15	0	4	0	5	0	6	0	6	0	2	0	5
4:30	0	8	0	4	1	4	2	2	0	5	1	5
4:45	0	5	0	3	0	10	2	6	0	13	0	7
5:00	0	6	0	8	1	3	2	4	0	5	1	5
5:15	3	1	3	4	1	12	1	6	2	8	2	6
5:30	4	3	3	11	3	6	4	6	3	10	3	7
5:45	3	8	5	12	9	4	10	12	5	9	6	9
6:00	9	6	8	7	3	2	2	4	3	5	5	5
6:15	11	2	14	4	7	2	6	2	10	5	10	3
6:30	10	6	6	5	4	6	11	5	6	5	7	5
6:45	9	2	16	8	13	4	9	5	10	3	11	4
7:00	15	5	10	6	12	3	11	4	8	1	11	4
7:15	9	2	11	0	8	2	11	0	7	1	9	1
7:30	8	4	5	5	13	6	15	2	10	2	10	4
7:45	17	1	13	1	14	2	11	2	10	0	13	1
8:00	6	1	12	2	14	3	10	6	8	2	10	3
8:15	6	0	11	1	6	2	6	0	9	5	8	2
8:30	9	0	14	0	11	0	7	0	18	2	12	0
8:45	8	2	7	1	9	2	12	2	10	0	9	1
9:00	8	0	6	1	15	0	11	0	11	0	10	0
9:15	8	0	8	1	9	0	7	0	9	2	8	1
9:30	8	0	5	0	12	1	10	1	6	1	8	1
9:45	10	0	9	0	10	0	13	0	10	0	10	0
10:00	4	0	7	1	4	1	6	0	7	2	6	1
10:15	5	1	10	0	7	0	2	3	4	0	6	1
10:30	3	0	5	0	4	0	5	2	3	0	4	0
10:45	3	1	8	3	5	0	4	0	7	1	5	1
11:00	8	0	6	0	3	0	13	0	2	0	6	0
11:15	8	0	7	0	4	0	7	2	0	0	5	0
11:30	6	0	3	0	3	0	9	0	7	0	6	0
11:45	2	1	7	0	2	4	9	0	11	0	6	1
Totals	203	174	225	197	214	188	239	167	200	183	212	182
Day Total	377		422		402		406		383		394	
AM Pct	53.8%		53.3%		53.2%		58.9%		52.2%		53.8%	
Peak Hour	7:00	13:00	7:45	17:00	7:15	15:00	7:00	12:30	8:15	16:45	7:00	15:00
Peak Volume	49	31	50	35	49	34	48	29	48	36	43	28
P.H.F	0.7206	0.7750	0.8929	0.7292	0.8750	0.7727	0.8000	0.5577	0.6667	0.6923	0.8269	0.8750

AECOM												
7:00-8:00 AM	49		39		47		48		35		44	
7:15-8:15 AM	40		41		49		47		35		42	
7:30-8:30 AM	37		41		47		42		37		41	
7:45-8:45 AM	38		50		45		34		45		42	
8:00-9:00 AM	29		44		40		35		45		39	

4:00-5:00 AM		27		20		25		18		26		23
4:15-5:15 AM		23		20		23		18		25		22
4:30-5:30 AM		20		19		29		18		31		23
4:45-5:45 AM		15		26		31		22		36		26
5:00-6:00 AM		18		35		25		28		32		28

Client: AECOM SJ
 File Number: L-18C - NB-OUT
 Route: L-18C
 Location: L-18C

Site Ref: L-18C
 Direction: NB-OUT

Count Date	9/27/2021		9/28/2021		9/29/2021		9/30/2021		10/1/2021		Average	
Count Time	AM	PM	AM	PM	AM	PM	AM	PM	AM	PM	AM	PM
0:00	0	6	4	10	0	10	3	7	0	2	1	7
0:15	0	7	0	8	2	6	0	12	2	11	1	9
0:30	1	6	2	8	4	12	1	14	1	3	2	9
0:45	0	12	0	9	0	8	1	6	0	6	0	8
1:00	0	6	0	9	0	6	0	4	0	12	0	7
1:15	0	4	0	4	0	12	0	9	0	9	0	8
1:30	0	9	0	17	0	5	4	8	1	5	1	9
1:45	1	10	0	3	0	13	0	7	0	9	0	8
2:00	0	2	0	9	0	4	2	8	0	11	0	7
2:15	1	12	3	15	1	7	1	4	0	5	1	9
2:30	0	8	0	2	0	8	2	6	0	11	0	7
2:45	0	11	0	8	0	11	0	0	0	9	0	8
3:00	0	26	0	15	0	14	0	17	0	12	0	17
3:15	0	14	1	20	0	19	0	15	3	23	1	18
3:30	2	27	0	16	2	21	2	16	1	26	1	21
3:45	0	20	0	30	0	16	0	13	0	18	0	19
4:00	0	10	2	11	0	21	0	22	2	10	1	15
4:15	0	18	0	28	0	21	0	27	0	22	0	23
4:30	0	18	0	23	0	14	1	8	0	15	0	16
4:45	0	19	0	21	0	11	2	20	4	16	1	17
5:00	0	21	4	24	2	16	2	13	1	15	2	18
5:15	6	21	2	26	5	38	9	22	6	18	6	25
5:30	3	20	5	23	3	18	5	19	2	24	4	21
5:45	6	26	7	21	8	25	3	25	6	20	6	23
6:00	6	20	7	23	4	27	2	9	6	28	5	21
6:15	8	15	9	14	10	10	7	4	6	12	8	11
6:30	3	18	4	12	5	13	7	10	5	14	5	13
6:45	4	6	5	18	5	10	5	17	6	3	5	11
7:00	6	4	6	16	4	10	6	8	5	9	5	9
7:15	8	10	6	5	8	10	7	10	8	8	7	9
7:30	4	9	4	12	9	4	5	9	4	2	5	7
7:45	6	14	8	19	4	11	6	7	8	4	6	11
8:00	3	2	7	5	7	6	8	11	4	7	6	6
8:15	4	4	8	5	9	3	6	1	8	7	7	4
8:30	2	2	8	1	9	4	6	3	10	4	7	3
8:45	7	5	5	5	14	7	5	7	8	5	8	6
9:00	5	3	2	2	9	0	5	0	8	1	6	1
9:15	0	0	4	5	4	1	5	5	5	3	4	3
9:30	11	0	4	3	14	1	7	1	7	4	9	2
9:45	5	4	12	2	3	0	6	0	8	0	7	1
10:00	8	0	8	0	7	1	7	0	8	6	8	1
10:15	10	3	12	1	11	1	7	2	8	0	10	1
10:30	9	0	3	0	2	0	1	3	1	0	3	1
10:45	4	0	13	2	6	0	7	0	7	2	7	1
11:00	9	1	7	0	6	0	5	0	9	2	7	1
11:15	12	0	20	0	14	0	17	4	12	1	15	1
11:30	12	0	6	4	9	1	8	0	12	0	9	1
11:45	2	2	11	0	4	2	9	0	8	0	7	1
Totals	168	455	209	514	204	458	192	413	200	434	194	455
Day Total	623		723		662		605		634		649	
AM Pct	27.0%		28.9%		30.8%		31.7%		31.5%		29.9%	
Peak Hour	10:45	17:00	10:45	16:15	8:15	17:15	11:00	17:00	11:00	17:15	10:45	17:15
Peak Volume	37	88	46	96	41	108	39	79	41	90	38	90
P.H.F	0.7708	0.8462	0.5750	0.8571	0.7321	0.7105	0.5735	0.7900	0.8542	0.8036	0.6333	0.9000

AECOM												
7:00-8:00 AM	24		24		25		24		25		24	
7:15-8:15 AM	21		25		28		26		24		25	
7:30-8:30 AM	17		27		29		25		24		24	
7:45-8:45 AM	15		31		29		26		30		26	
8:00-9:00 AM	16		28		39		25		30		28	

4:00-5:00 AM		65		83		67		77		63		71
4:15-5:15 AM		76		96		62		68		68		74
4:30-5:30 AM		79		94		79		63		64		76
4:45-5:45 AM		81		94		83		74		73		81
5:00-6:00 AM		88		94		97		79		77		87

Client: AECOM SJ
 File Number: L-20A - SB-IN
 Route: L-20A
 Location: L-20A

Site Ref: L-20A
 Direction: SB-IN

Count Date	9/27/2021		9/28/2021		9/29/2021		9/30/2021		10/1/2021		Average	
Count Time	AM	PM	AM	PM	AM	PM	AM	PM	AM	PM	AM	PM
0:00	0	1	0	1	0	3	0	1	0	4	0	2
0:15	0	1	0	4	0	2	0	2	0	1	0	2
0:30	0	2	0	2	0	0	0	2	1	2	0	2
0:45	0	3	0	1	0	3	1	1	0	0	0	2
1:00	0	0	0	1	0	1	2	2	0	1	0	1
1:15	0	1	0	2	0	0	0	0	0	0	0	1
1:30	0	0	0	0	0	0	0	0	0	1	0	0
1:45	0	0	0	0	0	0	0	0	0	0	0	0
2:00	0	1	2	1	0	0	0	0	0	0	0	0
2:15	0	2	0	1	2	0	0	1	0	2	0	1
2:30	0	2	0	1	0	2	0	1	0	0	0	1
2:45	0	0	0	1	0	1	0	2	0	2	0	1
3:00	0	1	1	0	0	1	0	1	0	0	0	1
3:15	0	1	0	0	0	1	0	0	0	0	0	0
3:30	0	5	0	2	0	2	0	1	0	1	0	2
3:45	1	1	1	1	1	1	1	2	1	1	1	1
4:00	0	0	0	1	0	1	0	1	0	2	0	1
4:15	0	0	0	0	0	0	0	0	0	0	0	0
4:30	0	4	0	0	1	3	0	2	0	2	0	2
4:45	0	2	0	0	0	1	0	0	0	0	0	1
5:00	0	1	0	2	1	2	1	2	0	3	0	2
5:15	0	1	1	4	0	0	0	1	0	1	0	1
5:30	4	0	1	3	3	1	1	0	1	0	2	1
5:45	1	0	2	3	3	0	2	1	1	2	2	1
6:00	1	2	2	1	1	0	0	2	2	0	1	1
6:15	1	0	0	1	2	1	3	3	0	1	1	1
6:30	1	0	1	0	0	0	0	2	2	0	1	0
6:45	0	0	0	3	0	1	0	3	0	0	0	1
7:00	1	1	0	3	1	0	0	1	0	1	0	1
7:15	0	0	1	0	1	1	1	0	0	0	1	0
7:30	2	1	1	0	0	1	2	0	0	0	1	0
7:45	0	0	1	0	1	0	2	0	0	3	1	1
8:00	3	1	2	1	1	0	3	1	1	0	2	1
8:15	1	0	2	0	2	0	1	0	1	0	1	0
8:30	1	1	0	0	1	0	0	0	1	1	1	0
8:45	2	0	2	1	1	0	1	1	3	0	2	0
9:00	1	1	3	1	2	1	0	0	1	0	1	1
9:15	2	1	1	2	2	2	2	1	2	2	2	2
9:30	1	0	1	0	3	0	3	0	1	0	2	0
9:45	3	0	2	0	0	0	1	0	4	0	2	0
10:00	2	0	4	0	1	3	1	0	5	0	3	1
10:15	0	0	1	0	0	0	3	0	1	0	1	0
10:30	0	0	4	0	3	0	2	0	4	0	3	0
10:45	1	0	4	0	3	0	1	0	1	2	2	0
11:00	3	0	6	1	3	0	2	0	3	0	3	0
11:15	1	0	1	0	1	0	2	0	2	3	1	1
11:30	2	0	2	0	2	0	0	0	0	0	1	0
11:45	2	0	1	1	2	1	2	0	0	0	1	0
Totals	37	37	50	46	44	36	40	37	38	38	39	37
Day Total	74		96		80		77		76		76	
AM Pct	50.0%		52.1%		55.0%		51.9%		50.0%		51.3%	
Peak Hour	9:15	15:00	10:15	17:00	10:30	12:00	7:15	18:00	9:45	12:00	9:15	12:00
Peak Volume	8	8	15	12	10	8	8	10	14	7	9	8
P.H.F	0.6667	0.4000	0.6250	0.7500	0.8333	0.6667	0.6667	0.8333	0.7000	0.4375	0.7500	1.0000

AECOM												
7:00-8:00 AM	3		3		3		5		0		3	
7:15-8:15 AM	5		5		3		8		1		4	
7:30-8:30 AM	6		6		4		8		2		5	
7:45-8:45 AM	5		5		5		6		3		5	
8:00-9:00 AM	7		6		5		5		6		6	

4:00-5:00 AM		6		1		5		3		4		4
4:15-5:15 AM		7		2		6		4		5		5
4:30-5:30 AM		8		6		6		5		6		6
4:45-5:45 AM		4		9		4		3		4		5
5:00-6:00 AM		2		12		3		4		6		5

Client: AECOM SJ
 File Number: L-20A - NB-OUT
 Route: L-20A
 Location: L-20A

Site Ref: L-20A
 Direction: NB-OUT

Count Date	9/27/2021		9/28/2021		9/29/2021		9/30/2021		10/1/2021		Average	
Count Time	AM	PM	AM	PM	AM	PM	AM	PM	AM	PM	AM	PM
0:00	1	0	0	0	2	0	2	1	0	4	1	1
0:15	0	1	0	1	1	2	0	2	0	1	0	1
0:30	0	0	1	1	0	0	0	1	0	0	0	0
0:45	0	0	0	2	0	0	0	0	0	0	0	0
1:00	0	0	0	0	0	0	3	1	1	2	1	1
1:15	0	1	0	3	0	2	0	0	0	0	0	1
1:30	0	0	0	0	0	0	0	0	0	3	0	1
1:45	0	0	0	0	0	2	0	1	0	0	0	1
2:00	0	1	2	0	0	1	0	0	0	0	0	0
2:15	0	2	0	5	1	1	0	3	0	0	0	2
2:30	0	1	0	1	1	3	0	5	0	1	0	2
2:45	0	1	0	0	0	2	0	2	0	1	0	1
3:00	0	7	0	5	0	2	0	1	0	2	0	3
3:15	0	3	0	3	0	2	0	2	0	1	0	2
3:30	0	0	0	2	0	0	0	0	0	2	0	1
3:45	1	0	1	1	0	3	0	3	0	1	0	2
4:00	0	0	0	2	0	4	0	2	0	8	0	3
4:15	0	4	0	1	0	3	0	1	0	1	0	2
4:30	0	2	0	0	1	3	1	0	0	3	0	2
4:45	2	3	0	3	2	1	1	5	2	0	1	2
5:00	2	0	4	3	2	2	2	1	2	1	2	1
5:15	4	0	0	4	0	0	1	1	0	3	1	2
5:30	1	2	0	4	0	4	0	1	0	0	0	2
5:45	1	0	1	4	1	0	2	0	4	1	2	1
6:00	0	1	0	5	0	0	0	2	1	0	0	2
6:15	1	0	2	4	1	6	1	5	2	1	1	3
6:30	0	0	0	1	1	0	0	3	2	0	1	1
6:45	0	1	0	3	0	7	0	4	0	2	0	3
7:00	0	4	2	3	0	3	0	3	0	0	0	3
7:15	0	2	1	0	0	1	0	1	0	0	0	1
7:30	1	1	0	1	0	1	1	1	0	0	0	1
7:45	0	0	1	1	0	0	0	1	0	8	0	2
8:00	2	3	0	1	0	1	0	1	0	0	0	1
8:15	0	0	0	0	1	0	0	0	0	1	0	0
8:30	0	2	0	1	0	0	1	0	0	0	0	1
8:45	1	0	3	1	2	0	1	0	3	0	2	0
9:00	1	2	0	1	0	2	0	0	0	0	0	1
9:15	2	1	1	0	1	2	1	1	0	1	1	1
9:30	0	0	1	0	0	1	0	0	2	0	1	0
9:45	4	0	2	0	2	0	1	0	3	0	2	0
10:00	3	0	3	0	0	4	2	0	6	0	3	1
10:15	1	0	0	0	0	0	1	0	1	0	1	0
10:30	0	0	0	0	0	0	0	0	2	0	0	0
10:45	0	0	0	0	3	1	0	0	0	0	1	0
11:00	0	1	3	2	0	0	3	0	1	0	1	1
11:15	0	0	2	1	0	0	3	0	0	1	1	0
11:30	2	0	0	1	1	0	1	0	0	0	1	0
11:45	1	0	1	1	1	0	0	1	0	0	1	0
Totals	31	46	31	72	24	66	28	56	32	49	25	56
Day Total	77		103		90		84		81		81	
AM Pct	40.3%		30.1%		26.7%		33.3%		39.5%		30.9%	
Peak Hour	4:45	14:30	9:15	17:15	4:15	18:15	10:45	18:15	9:30	15:45	9:15	18:15
Peak Volume	9	12	7	17	5	16	7	15	12	13	7	10
P.H.F	0.5625	0.4286	0.5833	0.8500	0.6250	0.5714	0.5833	0.7500	0.5000	0.4063	0.5833	0.8333

AECOM

7:00-8:00 AM	1	4	0	1	0	1	0	1
7:15-8:15 AM	3	2	0	1	0	1	0	1
7:30-8:30 AM	3	1	1	1	0	1	0	1
7:45-8:45 AM	2	1	1	1	0	1	0	1
8:00-9:00 AM	3	3	3	2	0	3	0	3

4:00-5:00 AM	9	6	11	8	12	9
4:15-5:15 AM	9	7	9	7	5	7
4:30-5:30 AM	5	10	6	7	7	7
4:45-5:45 AM	5	14	7	8	4	8
5:00-6:00 AM	2	15	6	3	5	6

Client: AECOM SJ
 File Number: L-20B - NB-IN
 Route: L-20B
 Location: L-20B

Site Ref: L-20B
 Direction: NB-IN

Count Date	9/27/2021		9/28/2021		9/29/2021		9/30/2021		10/1/2021		Average	
Count Time	AM	PM	AM	PM	AM	PM	AM	PM	AM	PM	AM	PM
0:00	0	14	0	6	0	7	0	8	0	17	0	10
0:15	0	6	1	9	0	10	0	11	0	7	0	9
0:30	0	11	0	10	0	7	1	7	1	8	0	9
0:45	0	13	0	12	0	14	0	10	1	11	0	12
1:00	1	6	1	9	1	8	1	8	1	8	1	8
1:15	0	13	0	9	0	9	0	9	2	8	0	10
1:30	0	5	0	3	0	6	0	10	0	8	0	6
1:45	0	5	0	5	0	6	0	9	0	4	0	6
2:00	0	6	0	9	0	5	0	6	0	7	0	7
2:15	0	7	0	8	0	8	0	4	0	5	0	6
2:30	0	9	0	8	0	6	0	9	0	10	0	8
2:45	0	11	0	5	0	6	0	9	0	7	0	8
3:00	0	5	1	4	0	6	0	10	0	7	0	6
3:15	2	5	2	10	1	9	1	3	1	7	1	7
3:30	0	5	0	9	0	7	0	8	1	6	0	7
3:45	1	9	2	4	2	8	1	5	0	10	1	7
4:00	2	10	2	12	1	9	2	6	1	9	2	9
4:15	1	6	3	2	4	4	3	11	1	7	2	6
4:30	2	6	3	7	1	7	3	3	3	5	2	6
4:45	3	7	2	10	3	9	5	13	3	6	3	9
5:00	5	5	2	12	5	7	5	7	3	5	4	7
5:15	6	11	7	10	4	7	7	10	5	10	6	10
5:30	11	11	12	7	14	7	11	12	10	6	12	9
5:45	15	10	17	9	16	6	16	7	13	10	15	8
6:00	24	12	24	8	24	9	24	8	23	10	24	9
6:15	30	10	38	10	40	12	34	8	34	12	35	10
6:30	33	4	37	4	41	3	34	12	29	7	35	6
6:45	24	7	30	5	27	5	36	2	32	8	30	5
7:00	19	4	28	4	23	5	26	8	20	8	23	6
7:15	29	8	32	3	34	1	31	1	32	5	32	4
7:30	30	4	32	6	37	9	30	5	30	2	32	5
7:45	29	2	36	5	38	3	27	3	25	3	31	3
8:00	29	4	33	3	32	5	31	3	27	6	30	4
8:15	52	2	38	3	47	5	37	3	17	3	38	3
8:30	32	1	36	1	34	2	33	2	32	2	33	2
8:45	30	1	38	4	30	1	32	1	42	1	34	2
9:00	31	2	22	0	34	1	27	5	27	3	28	2
9:15	31	1	43	1	24	1	35	1	35	1	34	1
9:30	31	0	30	0	33	1	22	3	25	0	28	1
9:45	23	0	26	0	25	2	32	1	33	0	28	1
10:00	9	2	19	1	16	2	19	0	17	1	16	1
10:15	22	3	17	2	20	2	17	1	16	0	18	2
10:30	18	0	12	0	9	1	13	0	13	0	13	0
10:45	22	0	14	0	6	0	13	0	11	0	13	0
11:00	3	0	9	0	14	0	16	0	9	2	10	0
11:15	15	0	5	1	9	0	7	0	7	0	9	0
11:30	4	2	10	0	10	0	15	1	10	0	10	1
11:45	4	0	13	1	10	1	4	0	12	0	9	0
Totals	623	265	677	251	669	249	651	263	604	262	642	258
Day Total	888		928		918		914		866		900	
AM Pct	70.2%		73.0%		72.9%		71.2%		69.7%		71.3%	
Peak Hour	8:15	12:00	8:00	12:15	7:30	12:15	8:00	16:45	8:30	12:00	8:00	12:00
Peak Volume	145	44	145	40	154	39	133	42	136	43	135	40
P.H.F	0.6971	0.7857	0.9539	0.8333	0.8191	0.6964	0.8986	0.8077	0.8095	0.6324	0.8882	0.8333

AECOM												
7:00-8:00 AM	107		128		132		114		107		118	
7:15-8:15 AM	117		133		141		119		114		125	
7:30-8:30 AM	140		139		154		125		99		131	
7:45-8:45 AM	142		143		151		128		101		133	
8:00-9:00 AM	143		145		143		133		118		136	

4:00-5:00 AM		29		31		29		33		27		30
4:15-5:15 AM		24		31		27		34		23		28
4:30-5:30 AM		29		39		30		33		26		31
4:45-5:45 AM		34		39		30		42		27		34
5:00-6:00 AM		37		38		27		36		31		34

Client: AECOM SJ
 File Number: L-20B - SB-OUT
 Route: L-20B
 Location: L-20B

Site Ref: L-20B
 Direction: SB-OUT

Count Date	9/27/2021		9/28/2021		9/29/2021		9/30/2021		10/1/2021		Average	
Count Time	AM	PM	AM	PM	AM	PM	AM	PM	AM	PM	AM	PM
0:00	0	6	0	8	1	6	1	7	1	7	1	7
0:15	0	10	1	8	1	8	0	13	0	4	0	9
0:30	0	8	0	10	0	6	0	6	1	9	0	8
0:45	0	11	1	8	0	11	0	12	2	8	1	10
1:00	0	7	1	10	0	12	0	7	0	14	0	10
1:15	1	10	2	8	2	14	1	7	3	10	2	10
1:30	0	5	0	7	0	9	0	15	0	12	0	10
1:45	0	11	0	8	0	11	0	9	0	7	0	9
2:00	0	11	0	10	0	7	0	9	0	10	0	9
2:15	0	10	0	9	0	9	0	8	0	7	0	9
2:30	0	11	0	8	0	11	0	15	0	9	0	11
2:45	0	21	0	14	0	10	0	15	0	18	0	16
3:00	0	13	0	29	0	27	0	26	0	20	0	23
3:15	0	28	1	27	0	29	0	27	0	25	0	27
3:30	0	30	0	30	0	43	0	37	0	28	0	34
3:45	0	20	1	22	1	22	1	30	1	21	1	23
4:00	1	27	1	34	0	37	0	29	0	29	0	31
4:15	1	20	2	32	3	35	1	33	1	25	2	29
4:30	1	33	1	29	1	37	2	22	0	28	1	30
4:45	4	39	0	42	4	38	2	47	1	26	2	38
5:00	1	38	1	49	2	28	1	35	0	29	1	36
5:15	3	32	1	42	0	48	0	44	0	34	1	40
5:30	4	44	5	30	3	53	2	50	1	31	3	42
5:45	2	29	7	30	5	31	2	31	3	27	4	30
6:00	19	46	10	36	14	39	10	26	9	32	12	36
6:15	15	32	16	29	11	32	10	24	16	29	14	29
6:30	13	29	9	27	8	15	9	29	4	23	9	25
6:45	7	18	13	19	6	16	6	24	4	19	7	19
7:00	8	16	7	19	7	16	4	17	3	22	6	18
7:15	7	31	10	17	8	13	6	18	5	11	7	18
7:30	11	20	7	21	7	19	5	23	9	17	8	20
7:45	12	10	12	13	9	11	9	6	6	11	10	10
8:00	10	10	8	9	10	10	6	5	8	14	8	10
8:15	7	5	4	5	8	12	7	8	4	8	6	8
8:30	8	7	8	8	3	6	3	5	1	8	5	7
8:45	6	2	7	4	6	3	4	7	10	4	7	4
9:00	10	5	3	0	6	1	3	3	4	5	5	3
9:15	9	2	11	4	6	9	9	7	6	1	8	5
9:30	10	2	5	3	9	2	4	5	8	1	7	3
9:45	11	3	6	4	6	3	16	3	7	4	9	3
10:00	3	1	8	3	4	1	7	0	6	2	6	1
10:15	5	4	3	1	6	0	6	1	4	0	5	1
10:30	7	1	11	0	1	1	4	1	6	0	6	1
10:45	1	0	4	1	5	2	6	2	3	1	4	1
11:00	6	1	7	1	8	2	8	3	7	2	7	2
11:15	5	0	5	1	6	1	4	2	5	1	5	1
11:30	7	4	8	1	10	0	11	2	6	0	8	1
11:45	6	0	7	2	4	2	5	1	9	2	6	1
Totals	221	723	214	732	191	758	175	756	164	655	194	728
Day Total	944		946		949		931		819		922	
AM Pct	23.4%		22.6%		20.1%		18.8%		20.0%		21.0%	
Peak Hour	6:00	16:45	6:00	16:45	6:00	17:15	9:15	16:45	6:00	17:15	6:00	16:45
Peak Volume	54	153	48	163	39	171	36	176	33	124	42	156
P.H.F	0.7105	0.8693	0.7500	0.8316	0.6964	0.8066	0.5625	0.8800	0.5156	0.9118	0.7500	0.9286

AECOM												
7:00-8:00 AM	38		36		31		24		23		30	
7:15-8:15 AM	40		37		34		26		28		33	
7:30-8:30 AM	40		31		34		27		27		32	
7:45-8:45 AM	37		32		30		25		19		29	
8:00-9:00 AM	31		27		27		20		23		26	

4:00-5:00 AM		119		137		147		131		108		128
4:15-5:15 AM		130		152		138		137		108		133
4:30-5:30 AM		142		162		151		148		117		144
4:45-5:45 AM		153		163		167		176		120		156
5:00-6:00 AM		143		151		160		160		121		147

Client: AECOM SJ
 File Number: PS-1A - SB-IN
 Route: PS-1A
 Location: PS-1A

Site Ref: PS-1A
 Direction: SB-IN

Count Date	10/4/2021		10/5/2021		10/6/2021		10/7/2021		10/8/2021		Average	
Count Time	AM	PM	AM	PM	AM	PM	AM	PM	AM	PM	AM	PM
0:00	0	7	0	10	0	5	3	7	4	14	1	9
0:15	0	9	0	15	0	21	0	3	0	5	0	11
0:30	0	14	0	7	0	13	0	11	2	7	0	10
0:45	0	11	0	13	0	12	0	9	0	5	0	10
1:00	0	14	0	8	3	13	2	10	0	5	1	10
1:15	0	2	1	14	1	5	0	18	0	9	0	10
1:30	0	7	0	9	0	16	0	9	0	14	0	11
1:45	0	11	1	3	0	13	2	12	0	7	1	9
2:00	0	11	0	14	0	17	0	20	0	16	0	16
2:15	0	9	0	11	0	3	0	21	0	13	0	11
2:30	1	5	2	13	2	14	2	15	1	13	2	12
2:45	0	10	0	6	0	5	2	10	1	17	1	10
3:00	0	7	0	9	0	6	0	9	0	6	0	7
3:15	4	3	2	5	4	9	2	12	2	13	3	8
3:30	1	6	4	6	4	3	1	6	3	5	3	5
3:45	6	17	3	15	5	10	3	10	2	9	4	12
4:00	0	14	1	11	1	20	2	10	3	6	1	12
4:15	2	17	6	11	2	12	6	15	3	13	4	14
4:30	7	7	5	11	7	1	7	13	5	8	6	8
4:45	9	6	13	4	13	4	9	6	8	5	10	5
5:00	14	4	14	10	12	9	11	16	10	2	12	8
5:15	12	5	17	18	15	8	13	5	8	2	13	8
5:30	12	4	28	8	14	4	24	5	24	3	20	5
5:45	30	2	21	8	37	5	25	2	27	2	28	4
6:00	30	11	27	9	37	3	28	9	26	9	30	8
6:15	32	4	24	6	33	11	32	7	40	6	32	7
6:30	45	8	64	5	42	4	34	4	33	11	44	6
6:45	36	5	40	3	50	4	28	3	29	3	37	4
7:00	18	6	22	12	23	7	21	8	15	4	20	7
7:15	14	2	17	1	21	2	27	5	21	1	20	2
7:30	20	2	21	2	12	4	15	5	18	5	17	4
7:45	23	1	18	5	20	8	15	7	16	3	18	5
8:00	22	3	15	3	14	1	19	1	19	1	18	2
8:15	18	0	18	6	19	5	21	2	14	5	18	4
8:30	23	4	34	3	19	0	30	4	23	6	26	3
8:45	20	6	20	2	21	0	20	3	17	2	20	3
9:00	22	4	8	5	16	5	11	7	8	2	13	5
9:15	20	5	19	9	16	7	10	4	12	6	15	6
9:30	16	7	11	9	7	7	12	6	15	9	12	8
9:45	25	2	17	10	12	8	16	6	9	0	16	5
10:00	4	8	12	8	10	9	4	9	12	8	8	8
10:15	11	2	5	6	17	11	16	5	13	8	12	6
10:30	8	7	6	6	20	1	17	3	13	7	13	5
10:45	12	1	7	3	10	5	9	0	11	1	10	2
11:00	4	2	13	0	7	1	5	3	3	1	6	1
11:15	2	0	1	0	4	0	10	0	11	0	6	0
11:30	7	0	14	4	4	0	11	0	7	1	9	1
11:45	13	0	5	0	13	0	7	2	3	3	8	1
Totals	543	292	556	356	567	331	532	357	491	301	538	328
Day Total	835		912		898		889		792		866	
AM Pct	65.0%		61.0%		63.1%		59.8%		62.0%		62.1%	
Peak Hour	6:00	15:45	6:00	15:45	6:00	12:15	6:00	13:45	6:00	14:00	6:00	14:00
Peak Volume	143	55	155	48	162	59	122	68	128	59	143	49
P.H.F	0.7944	0.8088	0.6055	0.8000	0.8100	0.7024	0.8971	0.8095	0.8000	0.8676	0.8125	0.7656

AECOM

7:00-8:00 AM	75	78	76	78	70	75
7:15-8:15 AM	79	71	67	76	74	73
7:30-8:30 AM	83	72	65	70	67	71
7:45-8:45 AM	86	85	72	85	72	80
8:00-9:00 AM	83	87	73	90	73	81

4:00-5:00 AM	44	37	37	44	32	39
4:15-5:15 AM	34	36	26	50	28	35
4:30-5:30 AM	22	43	22	40	17	29
4:45-5:45 AM	19	40	25	32	12	26
5:00-6:00 AM	15	44	26	28	9	24

Client: AECOM SJ
 File Number: PS-1A - NB-OUT
 Route: PS-1A
 Location: PS-1A

Site Ref: PS-1A
 Direction: NB-OUT

Count Date	10/4/2021		10/5/2021		10/6/2021		10/7/2021		10/8/2021		Average	
Count Time	AM	PM	AM	PM	AM	PM	AM	PM	AM	PM	AM	PM
0:00	0	3	2	10	7	9	0	3	0	22	2	9
0:15	0	4	2	7	4	13	6	0	5	9	3	7
0:30	0	3	2	3	0	12	5	9	7	8	3	7
0:45	0	0	0	14	2	10	2	9	9	5	3	8
1:00	0	1	18	18	16	17	18	8	12	9	13	11
1:15	0	0	0	4	0	14	4	8	8	17	2	9
1:30	0	4	6	11	2	22	2	25	1	10	2	14
1:45	0	0	4	17	0	22	2	12	3	14	2	13
2:00	3	5	2	23	3	28	0	17	0	16	2	18
2:15	0	6	0	27	0	12	1	13	0	23	0	16
2:30	0	8	0	42	0	27	6	34	0	26	1	27
2:45	0	4	2	17	0	9	2	22	0	25	1	15
3:00	0	2	0	35	3	32	0	21	0	21	1	22
3:15	0	14	0	30	3	34	0	32	0	9	1	24
3:30	0	21	0	54	0	40	0	23	0	38	0	35
3:45	0	5	4	25	3	30	0	20	2	19	2	20
4:00	0	14	0	25	4	25	0	41	0	21	1	25
4:15	0	14	0	34	0	23	0	30	2	17	0	24
4:30	6	12	12	31	12	29	7	28	4	26	8	25
4:45	0	6	6	25	4	23	4	25	0	37	3	23
5:00	2	9	0	28	6	13	0	47	2	20	2	23
5:15	0	9	2	31	0	26	0	40	3	26	1	26
5:30	2	8	3	35	2	40	0	47	2	24	2	31
5:45	1	2	0	27	4	31	3	27	2	18	2	21
6:00	0	3	2	28	6	12	9	29	5	5	4	15
6:15	0	7	2	30	17	21	9	18	7	15	7	18
6:30	0	7	2	34	4	16	7	18	9	15	4	18
6:45	2	4	14	19	12	21	9	16	10	22	9	16
7:00	1	17	26	27	22	20	30	19	16	10	19	19
7:15	1	20	13	12	11	22	5	15	15	16	9	17
7:30	6	18	10	22	14	21	18	17	15	21	13	20
7:45	1	6	4	25	4	20	3	16	25	14	7	16
8:00	0	15	4	12	5	13	5	5	3	3	3	10
8:15	0	14	4	2	4	7	3	4	6	8	3	7
8:30	0	3	3	10	2	11	8	3	5	8	4	7
8:45	0	11	2	6	3	8	0	6	0	2	1	7
9:00	0	4	4	5	4	9	4	5	3	8	3	6
9:15	0	10	2	11	8	10	2	10	3	6	3	9
9:30	0	11	7	4	2	7	6	7	1	4	3	7
9:45	0	4	2	4	9	6	5	2	3	4	4	4
10:00	0	11	6	6	11	6	7	17	8	3	6	9
10:15	0	5	3	4	10	14	12	6	5	10	6	8
10:30	4	12	16	6	7	1	11	6	8	2	9	5
10:45	2	0	8	7	14	2	14	4	16	3	11	3
11:00	0	2	15	13	8	9	17	11	10	2	10	7
11:15	2	10	3	9	10	10	9	8	8	10	6	9
11:30	1	8	4	9	6	19	5	12	8	17	5	13
11:45	2	6	13	4	24	4	15	5	13	7	13	5
Totals	36	362	234	882	292	830	275	800	264	675	219	708
Day Total	398		1116		1122		1075		939		927	
AM Pct	9.0%		21.0%		26.0%		25.6%		28.1%		23.6%	
Peak Hour	6:45	19:00	6:45	15:00	6:45	15:00	6:45	17:00	7:00	16:30	6:45	15:15
Peak Volume	10	61	63	144	59	136	62	161	71	109	50	104
P.H.F	0.4167	0.7625	0.6058	0.6667	0.6705	0.8500	0.5167	0.8564	0.7100	0.7365	0.6579	0.7429

AECOM												
7:00-8:00 AM	9		53		51		56		71		48	
7:15-8:15 AM	8		31		34		31		58		32	
7:30-8:30 AM	7		22		27		29		49		27	
7:45-8:45 AM	1		15		15		19		39		18	
8:00-9:00 AM	0		13		14		16		14		11	

4:00-5:00 AM		46		115		100		124		101		97
4:15-5:15 AM		41		118		88		130		100		95
4:30-5:30 AM		36		115		91		140		109		98
4:45-5:45 AM		32		119		102		159		107		104
5:00-6:00 AM		28		121		110		161		88		102

Client: AECOM SJ
 File Number: PS-1B - NB-IN
 Route: PS-1B
 Location: PS-1B

Site Ref: PS-1B
 Direction: NB-IN

Count Date	10/4/2021		10/5/2021		10/6/2021		10/7/2021		10/8/2021		Average	
Count Time	AM	PM	AM	PM	AM	PM	AM	PM	AM	PM	AM	PM
0:00	2	6	0	8	1	15	2	10	0	3	1	8
0:15	0	3	0	8	0	4	1	7	0	4	0	5
0:30	0	5	1	6	0	10	0	4	0	9	0	7
0:45	1	3	0	6	0	8	0	11	1	6	0	7
1:00	0	4	0	4	0	8	1	14	0	6	0	7
1:15	0	6	0	7	0	7	0	11	1	2	0	7
1:30	0	5	0	6	0	11	0	4	0	5	0	6
1:45	0	6	0	7	0	4	0	10	0	6	0	7
2:00	0	4	0	9	0	9	0	10	0	7	0	8
2:15	0	4	0	5	0	6	0	13	0	10	0	8
2:30	0	3	2	15	0	14	0	10	0	3	0	9
2:45	0	5	0	7	0	3	0	5	0	9	0	6
3:00	0	3	0	7	0	7	0	4	0	6	0	5
3:15	0	3	0	4	0	5	0	5	0	7	0	5
3:30	0	4	0	12	0	5	0	8	1	9	0	8
3:45	1	2	2	5	6	11	4	8	3	4	3	6
4:00	0	3	0	3	1	3	1	7	1	5	1	4
4:15	0	2	2	8	2	2	1	5	2	9	1	5
4:30	1	4	3	7	2	5	1	12	3	5	2	7
4:45	0	4	3	3	6	5	5	7	3	6	3	5
5:00	3	6	4	7	3	10	4	10	3	7	3	8
5:15	1	7	3	6	3	5	2	12	5	2	3	6
5:30	2	3	15	5	12	4	12	7	12	6	11	5
5:45	7	6	21	9	15	2	11	11	7	8	12	7
6:00	8	1	11	7	20	8	19	8	11	7	14	6
6:15	9	5	31	4	37	7	27	10	23	7	25	7
6:30	10	2	33	8	22	5	27	7	27	2	24	5
6:45	11	3	23	9	23	2	24	5	22	7	21	5
7:00	7	6	13	2	17	1	15	3	12	5	13	3
7:15	9	3	15	2	8	4	12	2	17	4	12	3
7:30	3	2	14	3	18	8	17	4	12	3	13	4
7:45	7	3	21	1	16	1	23	2	12	0	16	1
8:00	4	0	10	2	16	1	17	7	15	3	12	3
8:15	3	2	13	1	13	3	19	1	14	2	12	2
8:30	3	1	5	1	9	0	9	1	10	1	7	1
8:45	0	0	11	0	7	1	5	0	8	0	6	0
9:00	1	4	11	4	12	1	12	1	9	1	9	2
9:15	3	2	11	0	12	1	7	1	9	1	8	1
9:30	4	3	14	6	14	2	23	0	6	1	12	2
9:45	3	2	7	1	11	0	14	5	5	2	8	2
10:00	0	1	7	2	7	3	11	1	10	1	7	2
10:15	3	4	10	0	8	3	5	4	9	3	7	3
10:30	4	2	6	4	6	2	7	3	9	1	6	2
10:45	5	0	15	2	16	2	7	1	4	0	9	1
11:00	4	0	7	2	9	1	7	0	9	1	7	1
11:15	6	0	4	0	15	0	13	2	5	1	9	1
11:30	2	0	4	0	5	1	5	2	9	1	5	1
11:45	5	0	10	2	10	1	12	1	12	1	10	1
Totals	132	147	362	227	382	221	382	276	321	199	312	215
Day Total	279		589		603		658		520		527	
AM Pct	47.3%		61.5%		63.3%		58.1%		61.7%		59.2%	
Peak Hour	6:00	17:00	6:15	13:45	6:00	12:00	6:00	13:45	6:15	14:45	6:00	13:45
Peak Volume	38	22	100	36	102	37	97	43	84	31	84	32
P.H.F	0.8636	0.7857	0.7576	0.6000	0.6892	0.6167	0.8981	0.8269	0.7778	0.8611	0.8400	0.8889

AECOM

7:00-8:00 AM	26	63	59	67	53	54
7:15-8:15 AM	23	60	58	69	56	53
7:30-8:30 AM	17	58	63	76	53	53
7:45-8:45 AM	17	49	54	68	51	48
8:00-9:00 AM	10	39	45	50	47	38

4:00-5:00 AM	13	21	15	31	25	21
4:15-5:15 AM	16	25	22	34	27	25
4:30-5:30 AM	21	23	25	41	20	26
4:45-5:45 AM	20	21	24	36	21	24
5:00-6:00 AM	22	27	21	40	23	27

Client: AECOM SJ
 File Number: PS-1B - SB-OUT
 Route: PS-1B
 Location: PS-1B

Site Ref: PS-1B
 Direction: SB-OUT

Count Date	10/4/2021		10/5/2021		10/6/2021		10/7/2021		10/8/2021		Average	
Count Time	AM	PM	AM	PM	AM	PM	AM	PM	AM	PM	AM	PM
0:00	3	8	0	7	0	7	5	7	1	10	2	8
0:15	0	4	3	7	1	9	2	3	0	8	1	6
0:30	1	4	2	8	0	6	2	9	0	7	1	7
0:45	1	7	0	10	0	6	0	6	3	8	1	7
1:00	0	9	0	6	0	13	1	11	2	5	1	9
1:15	0	10	0	10	0	9	2	7	0	6	0	8
1:30	0	14	0	10	0	10	0	8	2	6	0	10
1:45	0	16	1	12	1	9	0	9	0	5	0	10
2:00	0	16	0	16	1	17	1	17	0	11	0	15
2:15	0	11	0	7	0	7	0	14	2	10	0	10
2:30	0	8	2	18	0	16	0	15	1	11	1	14
2:45	0	13	0	12	1	11	0	8	0	15	0	12
3:00	0	15	0	17	1	12	0	19	0	13	0	15
3:15	0	19	0	12	1	14	0	15	0	12	0	14
3:30	0	14	0	13	0	13	0	17	0	8	0	13
3:45	1	13	0	8	0	16	0	14	0	7	0	12
4:00	0	9	0	10	0	10	0	14	0	13	0	11
4:15	0	7	0	12	1	10	2	12	0	11	1	10
4:30	2	15	2	21	2	12	1	14	0	11	1	15
4:45	0	13	0	13	2	9	0	17	0	12	0	13
5:00	3	14	1	16	0	13	0	17	0	15	1	15
5:15	1	22	2	19	0	20	0	17	0	13	1	18
5:30	2	13	2	10	1	15	1	14	1	14	1	13
5:45	8	15	2	10	1	11	1	10	2	9	3	11
6:00	6	6	1	12	3	14	2	11	4	5	3	10
6:15	7	11	7	12	4	10	3	9	1	19	4	12
6:30	8	8	0	17	2	6	2	13	5	11	3	11
6:45	9	7	5	13	7	14	4	15	1	9	5	12
7:00	8	11	2	8	6	11	4	11	7	7	5	10
7:15	11	9	9	9	9	13	5	10	6	7	8	10
7:30	8	8	7	8	5	14	9	10	5	4	7	9
7:45	6	10	6	5	3	7	8	4	2	9	5	7
8:00	1	2	3	4	4	2	1	8	3	3	2	4
8:15	5	6	0	3	5	3	3	9	0	6	3	5
8:30	5	3	2	4	4	1	4	8	3	4	4	4
8:45	0	3	3	3	0	3	1	3	3	1	1	3
9:00	2	1	2	1	3	3	1	3	1	3	2	2
9:15	5	3	2	2	2	4	3	4	2	3	3	3
9:30	3	2	5	1	4	3	6	1	3	2	4	2
9:45	1	2	2	3	4	4	3	5	0	2	2	3
10:00	1	2	2	2	2	0	7	2	4	2	3	2
10:15	3	3	5	1	7	2	7	4	5	4	5	3
10:30	7	0	3	0	6	2	3	2	6	4	5	2
10:45	6	0	5	2	4	3	5	2	6	0	5	1
11:00	2	3	6	1	2	2	10	4	5	3	5	3
11:15	6	1	4	5	5	2	1	3	3	2	4	3
11:30	5	1	8	2	6	4	5	2	10	5	7	3
11:45	4	1	7	3	7	1	2	4	4	4	5	3
Totals	141	392	113	405	117	403	117	441	103	359	115	403
Day Total	533		518		520		558		462		518	
AM Pct	26.5%		21.8%		22.5%		21.0%		22.3%		22.2%	
Peak Hour	6:30	16:30	7:15	16:30	6:45	17:15	7:00	15:00	10:45	16:45	6:45	16:30
Peak Volume	36	64	25	69	27	60	26	65	24	54	25	61
P.H.F	0.8182	0.7273	0.6944	0.8214	0.7500	0.7500	0.7222	0.8553	0.6000	0.9000	0.7813	0.8472

AECOM												
7:00-8:00 AM	33		24		23		26		20		25	
7:15-8:15 AM	26		25		21		23		16		22	
7:30-8:30 AM	20		16		17		21		10		17	
7:45-8:45 AM	17		11		16		16		8		14	
8:00-9:00 AM	11		8		13		9		9		10	

4:00-5:00 AM		44		56		41		57		47		49
4:15-5:15 AM		49		62		44		60		49		53
4:30-5:30 AM		64		69		54		65		51		61
4:45-5:45 AM		62		58		57		65		54		59
5:00-6:00 AM		64		55		59		58		51		57

Client: AECOM SJ
 File Number: PS-5A - SB-IN
 Route: PS-5A
 Location: PS-5A

Site Ref: PS-5A
 Direction: SB-IN

Count Date	10/4/2021		10/5/2021		10/6/2021		10/7/2021		10/8/2021		Average	
Count Time	AM	PM	AM	PM	AM	PM	AM	PM	AM	PM	AM	PM
0:00	0	7	0	7	0	3	0	4	0	5	0	5
0:15	0	2	0	7	0	3	0	3	1	5	0	4
0:30	0	5	0	9	0	7	0	4	0	8	0	7
0:45	0	6	0	4	0	4	0	4	0	6	0	5
1:00	0	3	0	3	0	5	0	2	0	0	0	3
1:15	0	5	0	4	0	3	0	2	0	4	0	4
1:30	0	9	0	3	0	4	0	2	0	0	0	4
1:45	0	2	0	4	0	6	0	4	0	3	0	4
2:00	0	4	0	1	0	1	0	4	0	3	0	3
2:15	0	4	0	1	0	5	0	9	0	2	0	4
2:30	0	5	0	1	0	4	0	1	0	3	0	3
2:45	0	1	0	1	0	2	0	5	0	2	0	2
3:00	0	1	0	2	0	0	0	1	0	1	0	1
3:15	0	2	0	3	0	0	0	2	1	4	0	2
3:30	1	5	4	4	3	3	3	3	1	1	2	3
3:45	0	0	0	1	1	0	0	0	2	2	1	1
4:00	1	1	1	4	0	0	1	2	0	0	1	1
4:15	0	1	1	5	2	0	2	1	1	5	1	2
4:30	3	0	3	2	5	1	4	2	4	4	4	2
4:45	3	2	1	4	3	1	2	0	2	4	2	2
5:00	1	1	2	3	1	3	4	2	3	1	2	2
5:15	3	2	3	5	7	4	5	1	8	2	5	3
5:30	13	1	5	1	10	2	11	5	2	0	8	2
5:45	10	1	23	2	16	3	19	0	20	2	18	2
6:00	26	1	26	3	37	2	40	4	42	0	34	2
6:15	29	3	39	1	40	1	49	1	48	3	41	2
6:30	55	2	54	1	45	1	43	2	43	2	48	2
6:45	40	2	58	1	34	0	37	0	31	0	40	1
7:00	24	0	26	0	31	2	39	1	32	1	30	1
7:15	51	1	47	1	38	0	50	0	36	4	44	1
7:30	48	1	52	1	48	0	49	0	44	0	48	0
7:45	41	1	44	1	54	0	47	0	50	0	47	0
8:00	42	0	50	1	32	1	45	1	35	0	41	1
8:15	37	0	39	0	37	0	37	2	37	1	37	1
8:30	55	0	36	1	51	1	39	0	25	0	41	0
8:45	45	0	55	0	58	0	40	0	33	1	46	0
9:00	38	1	32	1	27	0	43	1	25	0	33	1
9:15	35	0	29	0	29	1	22	0	29	0	29	0
9:30	30	0	29	0	39	1	31	0	36	0	33	0
9:45	27	1	18	0	28	0	25	0	20	0	24	0
10:00	22	1	26	0	16	0	22	0	19	0	21	0
10:15	13	0	20	0	23	1	21	1	12	0	18	0
10:30	23	0	20	1	13	0	13	0	19	0	18	0
10:45	12	0	16	0	16	0	8	1	11	1	13	0
11:00	8	0	5	0	8	0	7	0	9	0	7	0
11:15	4	2	5	0	7	0	12	0	7	0	7	0
11:30	6	0	5	0	3	0	7	1	8	2	6	1
11:45	3	0	4	0	5	1	9	0	5	0	5	0
Totals	749	86	778	94	767	76	786	78	701	82	755	84
Day Total	835		872		843		864		783		839	
AM Pct	89.7%		89.2%		91.0%		91.0%		89.5%		90.0%	
Peak Hour	7:15	12:45	7:15	12:00	8:00	12:15	7:15	13:30	7:30	12:00	7:15	12:00
Peak Volume	182	23	193	27	178	19	191	19	166	24	180	21
P.H.F	0.8922	0.6389	0.9279	0.7500	0.7672	0.6786	0.9550	0.5278	0.8300	0.7500	0.9375	0.7500

AECOM												
7:00-8:00 AM	164		169		171		185		162		170	
7:15-8:15 AM	182		193		172		191		165		181	
7:30-8:30 AM	168		185		171		178		166		174	
7:45-8:45 AM	175		169		174		168		147		167	
8:00-9:00 AM	179		180		178		161		130		166	

4:00-5:00 AM		4		15		2		5		13		8
4:15-5:15 AM		4		14		5		5		14		8
4:30-5:30 AM		5		14		9		5		11		9
4:45-5:45 AM		6		13		10		8		7		9
5:00-6:00 AM		5		11		12		8		5		8

Client: AECOM SJ
 File Number: PS-5A - NB-OUT
 Route: PS-5A
 Location: PS-5A

Site Ref: PS-5A
 Direction: NB-OUT

Count Date	10/4/2021		10/5/2021		10/6/2021		10/7/2021		10/8/2021		Average	
Count Time	AM	PM	AM	PM	AM	PM	AM	PM	AM	PM	AM	PM
0:00	0	7	2	9	3	3	1	4	0	9	1	6
0:15	0	8	1	7	1	4	2	7	3	10	1	7
0:30	0	4	0	5	0	10	1	8	1	2	0	6
0:45	0	3	1	7	0	7	0	6	1	5	0	6
1:00	0	7	1	6	0	4	0	9	1	8	0	7
1:15	0	3	0	2	0	2	1	5	0	6	0	4
1:30	0	6	0	5	0	6	0	10	0	6	0	7
1:45	0	9	0	7	0	9	0	5	0	3	0	7
2:00	2	9	0	7	0	5	0	7	0	10	0	8
2:15	0	12	0	14	0	19	0	14	1	6	0	13
2:30	0	12	0	13	0	16	1	17	0	14	0	14
2:45	0	10	0	13	0	21	0	12	0	17	0	15
3:00	0	12	0	13	0	9	0	17	0	15	0	13
3:15	0	22	1	21	0	24	0	15	0	17	0	20
3:30	0	31	0	26	1	27	1	26	0	15	0	25
3:45	0	28	0	24	1	33	0	35	0	29	0	30
4:00	0	21	0	36	0	26	0	37	0	30	0	30
4:15	0	44	0	37	0	35	1	45	0	38	0	40
4:30	0	30	0	47	0	49	0	40	0	38	0	41
4:45	0	42	0	46	0	50	0	40	0	36	0	43
5:00	0	50	1	41	1	49	0	43	0	44	0	45
5:15	0	54	0	45	0	59	0	55	1	51	0	53
5:30	1	50	2	41	0	42	1	39	0	36	1	42
5:45	0	44	0	41	1	44	0	35	0	39	0	41
6:00	1	31	0	37	0	29	1	40	1	31	1	34
6:15	0	35	2	31	1	26	0	41	0	29	1	32
6:30	1	30	1	30	0	30	3	23	2	24	1	27
6:45	1	25	1	28	1	11	2	17	3	16	2	19
7:00	0	27	0	20	1	25	0	27	1	23	0	24
7:15	0	23	0	22	1	27	2	19	1	24	1	23
7:30	1	19	2	28	2	21	1	26	3	26	2	24
7:45	1	21	0	14	1	16	3	18	0	18	1	17
8:00	2	9	1	18	0	15	0	11	0	12	1	13
8:15	1	10	1	13	1	4	1	6	3	9	1	8
8:30	0	5	2	8	1	8	2	6	0	7	1	7
8:45	2	4	6	5	1	5	3	8	4	4	3	5
9:00	1	6	0	9	1	4	2	7	2	1	1	5
9:15	2	0	2	3	0	5	0	6	6	5	2	4
9:30	5	1	0	2	3	3	3	6	0	2	2	3
9:45	2	1	3	0	0	2	1	1	2	2	2	1
10:00	5	2	2	1	4	2	4	2	2	4	3	2
10:15	4	0	3	1	6	3	6	2	2	4	4	2
10:30	0	4	3	3	3	2	6	3	3	1	3	3
10:45	2	1	8	1	4	2	6	1	1	0	4	1
11:00	6	1	3	0	3	1	5	0	2	1	4	1
11:15	6	1	8	2	7	0	10	3	2	1	7	1
11:30	5	4	4	2	5	2	6	1	1	3	4	2
11:45	6	0	2	0	5	3	7	0	6	1	5	1
Totals	57	778	63	791	59	799	83	805	55	730	59	782
Day Total	835		854		858		888		785		841	
AM Pct	6.8%		7.4%		6.9%		9.3%		7.0%		7.0%	
Peak Hour	11:00	17:00	10:45	16:30	11:00	16:30	11:00	16:30	8:30	17:00	11:00	16:45
Peak Volume	23	198	23	179	20	207	28	178	12	170	20	183
P.H.F	0.9583	0.9167	0.7188	0.9521	0.7143	0.8771	0.7000	0.8091	0.5000	0.8333	0.7143	0.8632

AECOM

7:00-8:00 AM	2	2	5	6	5	4
7:15-8:15 AM	4	3	4	6	4	4
7:30-8:30 AM	5	4	4	5	6	5
7:45-8:45 AM	4	4	3	6	3	4
8:00-9:00 AM	5	10	3	6	7	6

4:00-5:00 AM	137	166	160	162	142	153
4:15-5:15 AM	166	171	183	168	156	169
4:30-5:30 AM	176	179	207	178	169	182
4:45-5:45 AM	196	173	200	177	167	183
5:00-6:00 AM	198	168	194	172	170	180

Client: AECOM SJ
 File Number: PS-5B - SB-IN
 Route: PS-5B
 Location: PS-5B

Site Ref: PS-5B
 Direction: SB-IN

Count Date	10/4/2021		10/5/2021		10/6/2021		10/7/2021		10/8/2021		Average	
Count Time	AM	PM	AM	PM	AM	PM	AM	PM	AM	PM	AM	PM
0:00	0	4	1	5	0	3	1	3	0	3	0	4
0:15	0	3	0	2	0	2	0	2	0	2	0	2
0:30	0	2	0	4	0	5	1	5	0	2	0	4
0:45	0	4	0	6	0	3	0	4	0	2	0	4
1:00	0	5	0	6	0	3	0	6	2	1	0	4
1:15	0	1	0	3	1	2	0	6	0	5	0	3
1:30	0	2	1	1	0	3	0	1	0	2	0	2
1:45	0	2	0	4	0	0	0	4	0	1	0	2
2:00	0	2	0	4	0	2	0	3	0	1	0	2
2:15	1	1	1	2	0	3	0	5	1	1	1	2
2:30	0	4	0	3	0	5	0	3	0	3	0	4
2:45	1	3	1	0	1	1	0	0	1	0	1	1
3:00	0	2	1	2	0	0	0	0	0	3	0	1
3:15	0	2	0	0	0	1	0	3	0	1	0	1
3:30	0	0	0	0	0	3	1	0	1	1	0	1
3:45	0	2	0	1	0	0	1	3	0	2	0	2
4:00	2	1	0	1	0	0	0	0	0	5	0	1
4:15	2	0	2	1	1	0	4	2	2	1	2	1
4:30	1	1	1	1	2	0	0	1	3	6	1	2
4:45	2	1	2	2	6	0	2	2	1	0	3	1
5:00	0	1	1	4	1	1	2	2	1	3	1	2
5:15	2	2	3	4	1	2	3	2	3	2	2	2
5:30	7	2	9	3	5	1	6	0	8	2	7	2
5:45	4	1	3	0	9	3	3	0	3	3	4	1
6:00	9	3	7	1	2	1	5	3	4	0	5	2
6:15	8	0	14	0	11	0	11	1	7	0	10	0
6:30	11	0	11	0	11	0	11	1	8	0	10	0
6:45	7	0	2	2	4	1	10	0	7	0	6	1
7:00	7	0	7	1	7	0	15	0	9	0	9	0
7:15	5	0	10	2	10	0	6	2	7	0	8	1
7:30	7	1	9	2	8	0	8	0	4	1	7	1
7:45	10	0	6	0	6	0	7	1	1	0	6	0
8:00	10	1	7	0	11	1	5	0	4	0	7	0
8:15	13	1	10	0	11	1	10	1	6	1	10	1
8:30	18	1	20	1	17	0	10	0	13	0	16	0
8:45	14	0	8	0	14	0	16	0	10	0	12	0
9:00	11	0	4	0	8	1	10	0	12	0	9	0
9:15	4	0	6	0	7	2	10	2	7	0	7	1
9:30	8	0	8	1	7	0	5	3	6	0	7	1
9:45	10	0	8	1	10	0	7	1	10	1	9	1
10:00	4	0	7	0	9	0	2	0	7	0	6	0
10:15	6	0	2	0	5	0	8	0	1	0	4	0
10:30	3	0	7	0	5	0	5	1	6	1	5	0
10:45	3	0	3	1	6	0	4	0	5	0	4	0
11:00	3	0	1	1	7	0	4	1	5	1	4	1
11:15	1	0	3	0	5	0	4	0	5	0	4	0
11:30	4	0	2	1	3	1	3	1	3	0	3	1
11:45	0	0	4	0	4	0	3	0	2	0	3	0
Totals	198	55	192	73	215	51	204	75	175	57	193	62
Day Total	253		265		266		279		232		255	
AM Pct	78.3%		72.5%		80.8%		73.1%		75.4%		75.7%	
Peak Hour	8:15	12:15	8:00	12:30	8:00	12:00	6:15	12:30	8:30	15:45	8:15	12:30
Peak Volume	56	14	45	19	53	13	47	21	42	14	47	15
P.H.F	0.7778	0.7000	0.5625	0.7917	0.7794	0.6500	0.7833	0.8750	0.8077	0.5833	0.7344	0.9375

AECOM

7:00-8:00 AM	29		32		31		36		21		30	
7:15-8:15 AM	32		32		35		26		16		28	
7:30-8:30 AM	40		32		36		30		15		31	
7:45-8:45 AM	51		43		45		32		24		39	
8:00-9:00 AM	55		45		53		41		33		45	

4:00-5:00 AM		3		5		0		5		12		5
4:15-5:15 AM		3		8		1		7		10		6
4:30-5:30 AM		5		11		3		7		11		7
4:45-5:45 AM		6		13		4		6		7		7
5:00-6:00 AM		6		11		7		4		10		8

Client: AECOM SJ
 File Number: PS-5B - NB-OUT
 Route: PS-5B
 Location: PS-5B

Site Ref: PS-5B
 Direction: NB-OUT

Count Date	10/4/2021		10/5/2021		10/6/2021		10/7/2021		10/8/2021		Average	
Count Time	AM	PM	AM	PM	AM	PM	AM	PM	AM	PM	AM	PM
0:00	0	1	2	2	1	1	2	2	2	2	1	2
0:15	0	0	0	0	0	2	0	1	0	1	0	1
0:30	0	3	0	1	0	2	0	1	0	2	0	2
0:45	0	3	0	5	0	1	0	4	0	1	0	3
1:00	0	0	0	3	0	2	0	4	0	0	0	2
1:15	1	2	0	4	1	2	1	4	0	3	1	3
1:30	0	1	2	0	0	1	0	1	0	2	0	1
1:45	0	1	0	1	0	1	0	3	0	3	0	2
2:00	0	2	0	3	0	2	0	4	0	2	0	3
2:15	0	1	0	1	0	1	0	2	0	3	0	2
2:30	0	3	0	3	0	4	0	2	0	2	0	3
2:45	0	2	0	3	0	0	0	2	0	3	0	2
3:00	0	2	0	4	0	2	0	4	0	1	0	3
3:15	0	4	0	5	0	4	0	5	0	6	0	5
3:30	0	0	0	3	0	7	0	3	1	5	0	4
3:45	0	5	0	4	0	5	0	0	0	3	0	3
4:00	0	6	0	5	0	1	0	2	0	3	0	3
4:15	0	1	0	3	0	0	0	5	0	4	0	3
4:30	0	2	1	4	1	3	1	6	1	7	1	4
4:45	0	8	1	4	0	2	0	2	0	4	0	4
5:00	0	0	0	6	0	6	0	1	0	3	0	3
5:15	1	7	0	6	0	4	0	1	0	4	0	4
5:30	0	6	0	3	0	6	0	2	0	2	0	4
5:45	3	5	4	4	2	6	3	4	1	2	3	4
6:00	0	2	0	5	1	1	0	4	3	2	1	3
6:15	0	3	0	6	1	2	0	3	1	3	0	3
6:30	1	6	0	8	0	2	0	5	0	2	0	5
6:45	0	2	0	3	0	1	0	6	0	4	0	3
7:00	0	3	1	3	0	4	1	6	0	7	0	5
7:15	0	10	0	7	0	10	1	1	0	2	0	6
7:30	1	2	0	0	2	0	0	3	0	3	1	2
7:45	0	2	1	1	0	4	0	0	2	2	1	2
8:00	2	1	1	1	0	0	0	3	1	2	1	1
8:15	1	0	0	1	1	0	0	1	0	1	0	1
8:30	0	3	0	0	0	2	0	1	1	0	0	1
8:45	0	1	0	0	0	2	0	0	0	1	0	1
9:00	1	2	0	0	0	1	0	2	0	0	0	1
9:15	0	2	0	1	1	5	0	3	0	0	0	2
9:30	0	1	0	2	0	2	2	3	0	1	0	2
9:45	2	0	1	1	3	0	2	2	0	0	2	1
10:00	0	0	0	0	1	0	1	0	2	2	1	0
10:15	1	1	0	2	2	3	2	1	1	2	1	2
10:30	0	0	2	1	0	0	1	1	0	0	1	0
10:45	0	1	0	1	1	0	1	0	0	1	0	1
11:00	1	0	0	0	1	1	2	0	1	2	1	1
11:15	0	1	0	0	1	0	1	0	1	0	1	0
11:30	1	0	1	1	2	2	2	2	1	0	1	1
11:45	1	1	0	1	1	0	2	1	0	0	1	1
Totals	17	109	17	122	23	107	25	113	19	105	19	115
Day Total	126		139		130		138		124		134	
AM Pct	13.5%		12.2%		17.7%		18.1%		15.3%		14.2%	
Peak Hour	5:00	16:45	5:00	17:45	9:30	17:00	9:30	18:15	5:30	16:00	9:45	18:30
Peak Volume	4	21	4	23	6	22	7	20	5	18	5	19
P.H.F	0.3333	0.6563	0.2500	0.7188	0.5000	0.9167	0.8750	0.8333	0.4167	0.6429	0.6250	0.7917

AECOM												
7:00-8:00 AM	1		2		2		2		2		2	
7:15-8:15 AM	3		2		2		1		3		2	
7:30-8:30 AM	4		2		3		0		3		2	
7:45-8:45 AM	3		2		1		0		4		2	
8:00-9:00 AM	3		1		1		0		2		1	

4:00-5:00 AM		17		16		6		15		18		14
4:15-5:15 AM		11		17		11		14		18		14
4:30-5:30 AM		17		20		15		10		18		16
4:45-5:45 AM		21		19		18		6		13		15
5:00-6:00 AM		18		19		22		8		11		16

Client: AECOM SJ
 File Number: L-1A - NB-IN
 Route: L-1A
 Location: L-1A

Site Ref: L-1A
 Direction: NB-IN

Count Date	10/4/2021		10/5/2021		10/6/2021		10/7/2021		10/8/2021		Average	
Count Time	AM	PM	AM	PM	AM	PM	AM	PM	AM	PM	AM	PM
0:00	0	4	2	7	0	11	3	6	0	6	1	7
0:15	0	5	0	10	2	6	0	5	0	6	0	6
0:30	0	8	0	4	2	7	0	4	0	4	0	5
0:45	0	8	0	12	0	18	0	13	0	12	0	13
1:00	0	2	0	3	0	2	0	2	0	7	0	3
1:15	0	2	0	4	0	10	0	5	0	2	0	5
1:30	0	7	2	6	0	8	0	0	0	8	0	6
1:45	0	6	0	4	0	4	0	6	0	8	0	6
2:00	0	9	0	2	0	11	0	7	0	6	0	7
2:15	0	2	0	5	0	8	0	8	0	6	0	6
2:30	0	4	0	2	0	16	0	4	0	5	0	6
2:45	0	4	0	2	0	10	0	4	0	2	0	4
3:00	0	10	0	6	0	2	3	4	2	6	1	6
3:15	2	5	2	0	5	4	6	1	2	5	3	3
3:30	5	2	1	3	0	4	10	3	3	5	4	3
3:45	1	7	2	10	2	4	2	6	5	6	2	7
4:00	2	9	2	2	4	6	5	0	6	6	4	5
4:15	12	0	3	0	8	0	8	4	6	6	7	2
4:30	11	2	18	1	22	5	8	3	13	3	14	3
4:45	10	2	12	0	20	7	19	2	13	4	15	3
5:00	12	5	14	3	13	2	12	3	10	0	12	3
5:15	37	2	25	7	21	6	31	0	17	4	26	4
5:30	29	3	45	2	40	4	46	6	36	3	39	4
5:45	62	4	73	2	73	2	70	7	68	3	69	4
6:00	113	0	119	0	125	0	123	0	104	3	117	1
6:15	166	2	150	4	146	0	168	4	174	2	161	2
6:30	240	0	224	6	213	0	241	0	228	0	229	1
6:45	103	0	101	0	134	0	91	2	92	4	104	1
7:00	82	0	93	0	66	0	66	0	72	0	76	0
7:15	93	0	90	2	89	0	98	0	82	0	90	0
7:30	91	0	109	4	109	7	87	0	97	2	99	3
7:45	75	2	65	3	90	0	77	1	52	2	72	2
8:00	53	0	68	0	47	0	61	2	59	2	58	1
8:15	42	2	28	0	40	1	55	0	53	0	44	1
8:30	31	2	44	0	28	0	44	0	41	0	38	0
8:45	39	1	35	0	33	4	45	2	24	0	35	1
9:00	21	0	18	0	17	6	19	2	15	0	18	2
9:15	19	3	29	2	30	0	14	0	17	2	22	1
9:30	13	0	14	1	20	2	8	2	16	0	14	1
9:45	15	0	16	0	27	0	10	3	15	5	17	2
10:00	15	2	10	0	13	0	8	0	8	0	11	0
10:15	8	0	16	0	15	3	8	0	12	0	12	1
10:30	3	2	13	0	18	0	21	0	11	0	13	0
10:45	9	2	15	2	10	2	10	0	12	0	11	1
11:00	12	0	5	0	5	2	9	0	9	0	8	0
11:15	6	0	12	0	14	0	3	0	9	0	9	0
11:30	10	0	6	3	8	0	10	0	8	0	8	1
11:45	0	0	6	0	7	3	2	3	4	0	4	1
Totals	1442	130	1487	124	1516	187	1501	124	1395	145	1467	144
Day Total	1572		1611		1703		1625		1540		1611	
AM Pct	91.7%		92.3%		89.0%		92.4%		90.6%		91.1%	
Peak Hour	6:00	12:00	6:00	12:00	6:00	14:00	6:00	12:00	6:00	12:15	6:00	12:00
Peak Volume	622	25	594	33	618	45	623	28	598	29	611	31
P.H.F	0.6479	0.7813	0.6629	0.6875	0.7254	0.7031	0.6463	0.5385	0.6557	0.6042	0.6670	0.5962

AECOM												
7:00-8:00 AM	341		357		354		328		303		337	
7:15-8:15 AM	312		332		335		323		290		318	
7:30-8:30 AM	261		270		286		280		261		272	
7:45-8:45 AM	201		205		205		237		205		211	
8:00-9:00 AM	165		175		148		205		177		174	

4:00-5:00 AM		13		3		18		9		19		12
4:15-5:15 AM		9		4		14		12		13		10
4:30-5:30 AM		11		11		20		8		11		12
4:45-5:45 AM		12		12		19		11		11		13
5:00-6:00 AM		14		14		14		16		10		14

Client: AECOM SJ
 File Number: L-1A - SB-OUT
 Route: L-1A
 Location: L-1A

Site Ref: L-1A
 Direction: SB-OUT

Count Date	10/4/2021		10/5/2021		10/6/2021		10/7/2021		10/8/2021		Average	
Count Time	AM	PM	AM	PM	AM	PM	AM	PM	AM	PM	AM	PM
0:00	0	8	0	3	0	7	3	8	6	10	2	7
0:15	0	15	4	15	7	19	0	14	3	5	3	14
0:30	0	6	3	0	7	5	0	6	5	15	3	6
0:45	0	16	2	4	0	10	3	6	0	7	1	9
1:00	0	11	3	6	0	8	0	10	0	5	1	8
1:15	0	4	0	19	2	11	0	6	0	18	0	12
1:30	0	19	3	19	0	13	2	27	0	17	1	19
1:45	0	7	2	28	3	21	0	11	0	17	1	17
2:00	0	5	0	24	0	13	0	24	3	5	1	14
2:15	0	22	0	21	0	16	0	24	0	18	0	20
2:30	0	60	0	44	0	50	0	39	0	54	0	49
2:45	0	27	0	34	0	35	0	35	0	26	0	31
3:00	0	84	0	83	0	53	0	71	0	37	0	66
3:15	0	61	0	69	0	77	1	71	0	64	0	68
3:30	0	100	0	91	0	95	0	74	2	90	0	90
3:45	1	73	1	95	0	76	8	86	1	79	2	82
4:00	0	63	0	56	1	72	1	67	3	83	1	68
4:15	0	102	0	81	0	81	0	67	0	71	0	80
4:30	1	93	0	103	0	80	2	93	0	68	1	87
4:45	1	84	1	90	3	114	4	93	4	91	3	94
5:00	4	108	0	105	3	110	0	111	0	126	1	112
5:15	0	130	0	120	2	94	0	103	0	90	0	107
5:30	0	116	0	101	0	118	0	127	0	93	0	111
5:45	1	70	1	91	3	79	2	60	1	73	2	75
6:00	2	42	0	44	1	42	1	61	4	55	2	49
6:15	1	34	2	36	2	38	5	48	4	38	3	39
6:30	0	35	2	43	4	67	2	47	3	32	2	45
6:45	3	25	0	51	5	49	0	30	0	24	2	36
7:00	0	23	2	19	0	16	2	34	0	22	1	23
7:15	0	25	0	45	4	36	3	43	2	42	2	38
7:30	7	105	4	84	3	82	0	81	10	83	5	87
7:45	6	109	4	106	0	128	0	102	0	89	2	107
8:00	0	46	2	52	0	31	0	44	0	83	0	51
8:15	6	32	5	23	0	19	2	27	0	24	3	25
8:30	0	12	2	5	2	25	2	18	0	11	1	14
8:45	3	3	0	0	0	4	0	9	5	0	2	3
9:00	0	3	0	5	5	15	3	11	3	8	2	8
9:15	2	18	3	8	4	18	3	9	2	7	3	12
9:30	5	7	0	2	3	1	3	9	0	5	2	5
9:45	0	0	5	9	4	2	6	7	0	3	3	4
10:00	7	0	0	3	8	3	5	0	2	2	4	2
10:15	2	10	7	2	3	5	2	3	8	4	4	5
10:30	0	5	9	2	2	0	9	2	5	5	5	3
10:45	3	0	3	6	6	4	1	4	3	5	3	4
11:00	3	6	7	5	7	10	6	0	2	7	5	6
11:15	3	0	9	3	3	0	2	2	11	0	6	1
11:30	4	2	4	2	3	0	0	8	11	0	4	2
11:45	3	0	4	3	2	3	4	4	2	2	3	2
Totals	68	1826	94	1860	102	1855	87	1836	105	1713	92	1817
Day Total	1894		1954		1957		1923		1818		1909	
AM Pct	3.6%		4.8%		5.2%		4.5%		5.8%		4.8%	
Peak Hour	7:30	16:45	10:30	16:30	9:15	16:45	9:45	16:45	10:45	16:45	10:30	16:45
Peak Volume	19	438	28	418	19	436	22	434	27	400	19	424
P.H.F	0.6786	0.8423	0.7778	0.8708	0.5938	0.9237	0.6111	0.8543	0.6136	0.7937	0.7917	0.9464

AECOM												
7:00-8:00 AM	13		10		7		5		12		9	
7:15-8:15 AM	13		10		7		3		12		9	
7:30-8:30 AM	19		15		3		2		10		10	
7:45-8:45 AM	12		13		2		4		0		6	
8:00-9:00 AM	9		9		2		4		5		6	

4:00-5:00 AM		342		330		347		320		313		330
4:15-5:15 AM		387		379		385		364		356		374
4:30-5:30 AM		415		418		398		400		375		401
4:45-5:45 AM		438		416		436		434		400		425
5:00-6:00 AM		424		417		401		401		382		405

Client: AECOM SJ
 File Number: L-1B - SB-IN
 Route: L-1B
 Location: L-1B

Site Ref: L-1B
 Direction: SB-IN

Count Date	10/4/2021		10/5/2021		10/6/2021		10/7/2021		10/8/2021		Average	
Count Time	AM	PM	AM	PM	AM	PM	AM	PM	AM	PM	AM	PM
0:00	0	18	0	35	0	27	0	14	0	31	0	25
0:15	0	21	1	22	1	31	1	21	1	21	1	23
0:30	0	20	0	25	0	26	0	22	0	21	0	23
0:45	0	18	0	30	0	25	0	19	0	26	0	24
1:00	0	18	0	29	0	40	1	14	1	26	0	25
1:15	0	24	0	25	1	28	1	26	0	31	0	27
1:30	0	27	0	35	0	32	0	27	0	37	0	32
1:45	0	25	0	25	0	41	0	20	0	23	0	27
2:00	0	25	0	26	0	23	0	20	0	33	0	25
2:15	0	28	0	24	0	28	0	22	0	29	0	26
2:30	0	19	0	32	0	41	1	19	0	27	0	28
2:45	0	22	0	36	0	35	0	11	0	23	0	25
3:00	0	29	0	21	0	37	0	16	0	34	0	27
3:15	0	20	0	18	1	38	0	26	1	22	0	25
3:30	0	21	1	17	0	21	0	8	0	23	0	18
3:45	1	16	0	18	0	24	0	16	0	33	0	21
4:00	0	17	0	24	1	25	2	25	2	23	1	23
4:15	1	19	1	16	0	28	0	16	0	19	0	20
4:30	1	13	0	21	1	18	0	11	0	23	0	17
4:45	0	9	0	16	0	29	1	11	0	15	0	16
5:00	1	13	0	9	2	19	1	10	1	14	1	13
5:15	2	14	5	9	2	17	2	14	2	17	3	14
5:30	6	13	3	11	5	20	5	13	5	14	5	14
5:45	2	4	2	9	5	11	2	6	2	8	3	8
6:00	4	7	3	9	3	10	3	9	4	6	3	8
6:15	12	14	6	12	6	14	6	7	9	8	8	11
6:30	10	4	11	5	8	6	14	4	7	7	10	5
6:45	11	7	11	9	13	11	14	9	15	7	13	9
7:00	19	8	15	5	11	6	15	7	16	4	15	6
7:15	17	3	10	3	26	6	16	4	25	4	19	4
7:30	15	5	18	2	17	2	14	6	10	3	15	4
7:45	23	3	27	3	21	5	24	3	19	1	23	3
8:00	24	2	14	1	28	3	17	3	14	2	19	2
8:15	33	3	25	3	27	0	22	1	28	1	27	2
8:30	26	4	32	1	37	4	24	1	37	4	31	3
8:45	22	2	41	1	34	1	17	0	35	3	30	1
9:00	25	2	22	1	28	0	31	1	27	3	27	1
9:15	22	2	18	0	32	1	20	0	40	0	26	1
9:30	23	0	23	0	32	0	18	3	38	0	27	1
9:45	33	0	31	0	30	0	24	3	33	0	30	1
10:00	31	0	24	0	36	1	36	2	22	0	30	1
10:15	26	0	26	0	22	0	20	3	27	0	24	1
10:30	35	1	18	0	37	0	20	0	33	0	29	0
10:45	36	0	21	0	39	0	29	0	33	1	32	0
11:00	21	0	24	1	36	1	19	0	25	0	25	0
11:15	30	1	21	0	22	0	20	0	20	1	23	0
11:30	22	0	21	0	47	0	19	1	33	1	28	0
11:45	18	0	16	0	28	1	15	0	20	0	19	0
Totals	552	521	491	589	639	736	474	474	585	629	547	590
Day Total	1073		1080		1375		948		1214		1137	
AM Pct	51.4%		45.5%		46.5%		50.0%		48.2%		48.1%	
Peak Hour	10:00	13:30	8:15	12:45	10:45	14:30	10:00	13:15	8:45	13:15	8:15	13:00
Peak Volume	128	105	120	119	144	151	105	93	140	124	115	111
P.H.F	0.8889	0.9375	0.7317	0.8500	0.7660	0.9207	0.7292	0.8611	0.8750	0.8378	0.9274	0.8672

AECOM												
7:00-8:00 AM	74		70		75		69		70		72	
7:15-8:15 AM	79		69		92		71		68		76	
7:30-8:30 AM	95		84		93		77		71		84	
7:45-8:45 AM	106		98		113		87		98		100	
8:00-9:00 AM	105		112		126		80		114		107	

4:00-5:00 AM		58		77		100		63		80		76
4:15-5:15 AM		54		62		94		48		71		66
4:30-5:30 AM		49		55		83		46		69		60
4:45-5:45 AM		49		45		85		48		60		57
5:00-6:00 AM		44		38		67		43		53		49

Client: AECOM SJ
 File Number: L-1B - NB-OUT
 Route: L-1B
 Location: L-1B

Site Ref: L-1B
 Direction: NB-OUT

Count Date	10/4/2021		10/5/2021		10/6/2021		10/7/2021		10/8/2021		Average	
Count Time	AM	PM	AM	PM	AM	PM	AM	PM	AM	PM	AM	PM
0:00	0	19	0	25	0	38	0	16	0	29	0	25
0:15	0	15	1	20	1	25	1	15	1	25	1	20
0:30	0	22	0	27	0	19	0	27	0	26	0	24
0:45	0	23	0	21	0	26	1	13	0	26	0	22
1:00	0	17	0	29	0	22	0	11	2	26	0	21
1:15	0	14	0	18	0	20	0	12	0	28	0	18
1:30	0	21	0	18	0	26	0	13	0	22	0	20
1:45	0	29	1	17	0	27	1	15	0	18	0	21
2:00	0	18	0	23	0	24	1	20	0	24	0	22
2:15	0	24	0	25	0	28	0	17	0	24	0	24
2:30	0	20	0	25	0	37	0	19	0	25	0	25
2:45	0	27	0	26	0	34	1	14	0	34	0	27
3:00	0	22	0	28	0	32	0	20	0	25	0	25
3:15	0	19	0	22	1	32	0	25	1	19	0	23
3:30	0	23	1	23	0	24	0	20	0	27	0	23
3:45	1	26	0	17	0	35	0	20	0	29	0	25
4:00	0	22	0	19	0	26	0	24	0	25	0	23
4:15	0	14	0	28	0	39	0	17	0	28	0	25
4:30	0	26	0	21	0	30	0	24	0	30	0	26
4:45	0	24	0	23	0	30	0	13	0	23	0	23
5:00	1	30	0	16	0	33	1	22	0	22	0	25
5:15	0	22	1	30	2	25	1	25	1	20	1	24
5:30	1	22	0	20	0	28	0	18	0	18	0	21
5:45	1	11	0	10	1	16	0	10	0	17	0	13
6:00	2	9	1	15	3	11	0	9	3	11	2	11
6:15	2	16	2	16	0	17	1	6	1	15	1	14
6:30	0	13	1	17	2	21	3	11	1	12	1	15
6:45	2	8	1	6	0	9	4	5	3	7	2	7
7:00	1	12	4	8	4	11	5	12	9	14	5	11
7:15	8	6	6	4	13	6	7	4	9	10	9	6
7:30	4	8	13	7	6	5	6	4	8	8	7	6
7:45	10	4	6	4	9	4	10	1	9	3	9	3
8:00	10	3	4	0	13	2	9	3	11	0	9	2
8:15	12	5	15	6	16	3	12	4	16	3	14	4
8:30	17	2	14	0	17	2	17	1	15	2	16	1
8:45	11	4	15	1	21	1	7	1	9	4	13	2
9:00	15	3	20	1	18	1	15	5	19	6	17	3
9:15	22	1	16	1	23	2	16	2	22	0	20	1
9:30	26	1	24	0	15	2	9	2	33	2	21	1
9:45	25	3	20	2	26	0	18	1	34	0	25	1
10:00	21	1	22	3	22	1	23	4	19	0	21	2
10:15	24	0	26	0	30	1	17	1	24	0	24	0
10:30	27	1	23	0	29	1	21	1	33	3	27	1
10:45	32	1	28	2	32	1	29	1	26	2	29	1
11:00	23	0	28	0	43	2	22	0	22	0	28	0
11:15	30	1	23	1	26	1	19	0	33	1	26	1
11:30	24	0	18	0	35	1	25	1	26	1	26	1
11:45	30	0	16	0	37	0	24	0	27	0	27	0
Totals	382	612	350	625	445	781	326	509	417	694	381	639
Day Total	994		975		1226		835		1111		1020	
AM Pct	38.4%		35.9%		36.3%		39.0%		37.5%		37.4%	
Peak Hour	10:30	16:30	10:15	14:15	11:00	14:30	10:45	15:15	10:30	15:45	10:30	14:15
Peak Volume	112	102	105	104	141	135	95	89	114	112	110	101
P.H.F	0.8750	0.8500	0.9375	0.9286	0.8198	0.9122	0.8190	0.8900	0.8636	0.9333	0.9483	0.9352

AECOM												
7:00-8:00 AM	23		29		32		28		35		29	
7:15-8:15 AM	32		29		41		32		37		34	
7:30-8:30 AM	36		38		44		37		44		40	
7:45-8:45 AM	49		39		55		48		51		48	
8:00-9:00 AM	50		48		67		45		51		52	
4:00-5:00 AM		86		91		125		78		106		97
4:15-5:15 AM		94		88		132		76		103		99
4:30-5:30 AM		102		90		118		84		95		98
4:45-5:45 AM		98		89		116		78		83		93
5:00-6:00 AM		85		76		102		75		77		83

Client: AECOM SJ
 File Number: L-01A - SB-IN
 Route: L-01A
 Location: L-01A

Site Ref: L-01A
 Direction: SB-IN

Count Date	10/4/2021		10/5/2021		10/6/2021		10/7/2021		10/8/2021		Average	
Count Time	AM	PM	AM	PM	AM	PM	AM	PM	AM	PM	AM	PM
0:00	0	5	0	3	0	6	0	2	0	1	0	3
0:15	0	3	0	9	0	6	0	1	0	5	0	5
0:30	0	1	0	1	0	4	0	4	0	1	0	2
0:45	0	3	0	1	0	4	0	6	0	5	0	4
1:00	0	5	0	3	0	4	0	1	0	0	0	3
1:15	0	4	0	1	0	3	0	4	0	2	0	3
1:30	0	4	1	8	0	5	0	1	0	4	0	4
1:45	0	2	0	5	0	5	0	1	0	0	0	3
2:00	0	5	0	5	0	3	0	3	0	1	0	3
2:15	0	7	0	4	0	2	0	1	0	4	0	4
2:30	0	3	0	2	0	5	0	2	0	3	0	3
2:45	0	2	0	5	0	2	0	1	0	4	0	3
3:00	0	4	0	3	0	4	0	3	0	3	0	3
3:15	0	4	0	4	0	6	0	8	0	3	0	5
3:30	0	4	0	2	0	5	0	4	0	5	0	4
3:45	0	8	0	2	0	6	0	10	0	11	0	7
4:00	0	9	0	12	0	17	0	10	0	17	0	13
4:15	0	15	1	15	2	24	2	22	0	17	1	19
4:30	0	15	0	13	0	11	0	15	3	23	1	15
4:45	0	14	0	12	2	15	0	6	0	7	0	11
5:00	0	11	0	11	0	11	0	15	2	10	0	12
5:15	0	6	0	9	0	6	0	9	0	8	0	8
5:30	0	3	1	9	0	5	0	6	0	7	0	6
5:45	0	5	0	4	0	8	0	8	0	8	0	7
6:00	0	3	0	4	3	6	1	5	0	2	1	4
6:15	1	2	4	5	3	3	2	0	3	6	3	3
6:30	5	4	3	2	4	0	2	2	1	0	3	2
6:45	0	1	1	1	1	2	1	2	0	2	1	2
7:00	1	1	3	1	1	0	3	0	3	0	2	0
7:15	7	1	3	0	3	1	4	1	2	1	4	1
7:30	4	1	10	0	8	1	3	1	5	2	6	1
7:45	5	0	6	0	2	0	9	0	6	1	6	0
8:00	6	0	11	1	13	1	5	0	8	0	9	0
8:15	17	0	18	0	13	0	25	1	11	0	17	0
8:30	12	2	15	1	19	1	20	1	21	2	17	1
8:45	14	1	18	0	10	0	11	0	18	1	14	0
9:00	13	0	12	1	8	2	10	1	6	0	10	1
9:15	9	0	5	0	17	0	11	1	8	0	10	0
9:30	4	0	6	0	3	1	7	0	10	0	6	0
9:45	10	1	3	1	4	0	3	0	8	0	6	0
10:00	6	0	2	0	7	0	7	0	5	0	5	0
10:15	3	0	5	0	4	0	4	0	6	0	4	0
10:30	4	0	2	0	11	0	6	1	7	0	6	0
10:45	2	0	6	0	4	0	0	0	4	0	3	0
11:00	4	0	3	0	0	0	3	0	3	1	3	0
11:15	5	0	2	0	5	0	4	0	3	0	4	0
11:30	6	0	4	0	1	0	5	0	8	0	5	0
11:45	3	0	2	0	1	0	4	0	3	0	3	0
Totals	141	159	147	160	149	185	152	159	154	167	150	165
Day Total	300		307		334		311		321		315	
AM Pct	47.0%		47.9%		44.6%		48.9%		48.0%		47.6%	
Peak Hour	8:15	16:15	8:15	16:00	8:00	16:00	8:15	16:15	8:00	15:45	8:15	16:00
Peak Volume	56	55	63	52	55	67	66	58	58	68	58	58
P.H.F	0.8235	0.9167	0.8750	0.8667	0.7237	0.6979	0.6600	0.6591	0.6905	0.7391	0.8529	0.7632

AECOM												
7:00-8:00 AM	17		22		14		19		16		18	
7:15-8:15 AM	22		30		26		21		21		24	
7:30-8:30 AM	32		45		36		42		30		37	
7:45-8:45 AM	40		50		47		59		46		48	
8:00-9:00 AM	49		62		55		61		58		57	

4:00-5:00 AM		53		52		67		53		64		58
4:15-5:15 AM		55		51		61		58		57		56
4:30-5:30 AM		46		45		43		45		48		45
4:45-5:45 AM		34		41		37		36		32		36
5:00-6:00 AM		25		33		30		38		33		32

Client: AECOM SJ
 File Number: L-01A - NB-OUT
 Route: L-01A
 Location: L-01A

Site Ref: L-01A
 Direction: NB-OUT

Count Date	10/4/2021		10/5/2021		10/6/2021		10/7/2021		10/8/2021		Average	
Count Time	AM	PM	AM	PM	AM	PM	AM	PM	AM	PM	AM	PM
0:00	0	5	1	1	0	5	0	4	0	1	0	3
0:15	0	1	0	5	1	2	0	2	0	0	0	2
0:30	0	1	0	2	1	4	2	1	1	3	1	2
0:45	0	3	0	2	0	4	0	1	0	2	0	2
1:00	0	3	0	1	0	4	0	3	0	2	0	3
1:15	0	4	0	1	0	3	0	4	0	1	0	3
1:30	0	3	0	5	0	5	0	1	0	6	0	4
1:45	0	2	0	2	0	1	0	1	0	3	0	2
2:00	0	5	1	4	0	2	0	2	1	1	0	3
2:15	0	5	0	1	0	6	0	2	0	5	0	4
2:30	0	1	0	3	0	5	0	3	0	2	0	3
2:45	0	3	0	4	0	2	0	1	0	4	0	3
3:00	0	0	0	1	0	3	0	4	0	2	0	2
3:15	0	4	0	6	0	2	0	5	0	2	0	4
3:30	0	2	0	2	0	4	0	3	0	2	0	3
3:45	0	4	0	2	0	3	0	4	0	5	0	4
4:00	0	5	0	4	0	10	0	6	0	12	0	7
4:15	0	7	2	8	3	11	2	8	0	7	1	8
4:30	0	10	0	10	0	12	0	11	3	20	1	13
4:45	0	13	0	11	1	14	0	11	0	10	0	12
5:00	0	9	0	12	0	9	0	5	2	1	0	7
5:15	0	4	0	8	0	4	0	8	0	4	0	6
5:30	0	3	2	7	0	2	0	5	0	7	0	5
5:45	0	5	0	1	0	3	0	5	0	7	0	4
6:00	2	4	0	4	0	7	0	2	0	2	0	4
6:15	0	0	0	4	0	3	1	4	0	9	0	4
6:30	1	1	1	2	0	0	1	1	1	1	1	1
6:45	0	2	0	2	0	2	0	2	0	2	0	2
7:00	2	1	1	0	0	0	2	0	0	1	1	0
7:15	1	1	0	1	0	3	2	0	0	1	1	1
7:30	4	2	5	1	1	2	0	2	0	1	2	2
7:45	2	0	2	0	2	2	0	5	1	3	0	0
8:00	1	1	4	1	7	1	0	0	3	2	3	1
8:15	2	0	4	0	4	0	4	1	2	0	3	0
8:30	11	2	11	2	9	1	10	1	13	2	11	2
8:45	6	1	11	0	10	0	11	0	9	0	9	0
9:00	6	3	7	2	3	4	7	0	9	0	6	2
9:15	5	0	2	0	10	0	5	4	6	2	6	1
9:30	3	0	6	0	5	1	5	0	7	0	5	0
9:45	7	1	3	0	2	0	4	0	4	0	4	0
10:00	2	1	1	1	5	0	7	0	1	0	3	0
10:15	4	0	2	0	4	0	5	0	8	0	5	0
10:30	5	0	2	0	7	0	8	1	4	0	5	0
10:45	1	0	5	0	1	0	0	0	4	0	2	0
11:00	3	0	0	0	2	0	2	0	2	1	2	0
11:15	3	0	2	0	4	0	4	0	1	0	3	0
11:30	5	0	0	0	1	0	5	0	3	0	3	0
11:45	2	0	2	0	1	0	5	0	2	0	2	0
Totals	78	122	77	123	84	144	94	118	91	134	83	129
Day Total	200		200		228		212		225		212	
AM Pct	39.0%		38.5%		36.8%		44.3%		40.4%		39.2%	
Peak Hour	8:30	16:15	8:15	16:15	8:30	16:00	8:30	16:00	8:30	16:00	8:30	16:00
Peak Volume	28	39	33	41	32	47	33	36	37	49	32	40
P.H.F	0.6364	0.7500	0.7500	0.8542	0.8000	0.8393	0.7500	0.8182	0.7115	0.6125	0.7273	0.7692

AECOM

7:00-8:00 AM	9	8	3	6	5	6
7:15-8:15 AM	8	11	10	4	8	8
7:30-8:30 AM	9	15	14	6	10	11
7:45-8:45 AM	16	21	22	16	23	20
8:00-9:00 AM	20	30	30	25	27	26

4:00-5:00 AM	35	33	47	36	49	40
4:15-5:15 AM	39	41	46	35	38	40
4:30-5:30 AM	36	41	39	35	35	37
4:45-5:45 AM	29	38	29	29	22	29
5:00-6:00 AM	21	28	18	23	19	22

Client: AECOM SJ
 File Number: L-2A - EB-IN
 Route: L-2A
 Location: L-2A

Site Ref: L-2A
 Direction: EB-IN

Count Date	10/4/2021		10/5/2021		10/6/2021		10/7/2021		10/8/2021		Average	
Count Time	AM	PM	AM	PM	AM	PM	AM	PM	AM	PM	AM	PM
0:00	0	5	0	6	1	2	0	7	0	4	0	5
0:15	0	6	1	2	0	8	0	3	0	4	0	5
0:30	0	7	1	13	0	6	1	4	0	6	0	7
0:45	0	9	0	13	0	6	0	10	0	6	0	9
1:00	1	7	0	5	1	9	0	8	0	7	0	7
1:15	0	2	1	8	0	5	0	1	0	7	0	5
1:30	0	6	0	6	0	8	0	6	0	4	0	6
1:45	0	8	0	9	0	6	0	7	0	4	0	7
2:00	0	5	1	4	1	5	2	4	1	4	1	4
2:15	1	4	0	5	0	7	1	3	1	5	1	5
2:30	0	4	0	7	0	4	0	5	0	4	0	5
2:45	0	4	0	4	0	5	0	6	0	5	0	5
3:00	0	5	0	7	0	8	0	4	0	0	0	5
3:15	0	2	0	4	0	6	0	2	0	2	0	3
3:30	0	4	0	7	0	1	0	6	0	5	0	5
3:45	0	5	0	4	0	8	0	6	0	4	0	5
4:00	0	4	0	6	0	11	0	7	0	1	0	6
4:15	1	7	0	5	0	8	0	5	1	2	0	5
4:30	1	5	1	3	1	6	1	6	0	9	1	6
4:45	1	5	2	12	0	15	0	9	0	3	1	9
5:00	1	2	1	3	1	11	1	0	1	3	1	4
5:15	1	7	1	5	1	5	1	3	1	4	1	5
5:30	2	2	3	4	3	4	4	4	3	6	3	4
5:45	5	1	8	3	8	2	11	6	5	1	7	3
6:00	4	2	2	3	6	3	3	6	2	1	3	3
6:15	2	5	3	3	8	6	8	5	12	2	7	4
6:30	4	2	6	4	15	2	15	6	11	2	10	3
6:45	19	0	21	3	17	1	19	0	19	3	19	1
7:00	11	1	19	1	22	2	17	2	11	0	16	1
7:15	23	0	20	1	19	2	10	0	15	2	17	1
7:30	22	1	23	2	18	0	17	3	20	3	20	2
7:45	18	0	15	1	20	1	25	0	18	1	19	1
8:00	20	2	26	1	18	2	20	3	12	0	19	2
8:15	22	1	21	0	20	1	17	0	19	2	20	1
8:30	20	0	23	1	25	0	23	0	15	0	21	0
8:45	16	0	15	1	17	1	20	1	13	0	16	1
9:00	14	1	21	1	17	0	14	1	16	0	16	1
9:15	4	0	12	0	10	0	17	0	12	0	11	0
9:30	7	0	4	0	10	3	9	1	8	0	8	1
9:45	9	1	9	0	7	0	9	3	9	1	9	1
10:00	5	0	9	0	7	0	9	1	7	0	7	0
10:15	9	0	6	0	8	0	4	0	8	0	7	0
10:30	4	0	6	0	6	0	6	1	6	2	6	1
10:45	3	0	9	1	12	0	9	0	5	0	8	0
11:00	7	0	3	1	5	1	11	0	7	0	7	0
11:15	3	0	6	0	5	0	3	2	7	2	5	1
11:30	5	0	4	0	8	0	13	1	4	0	7	0
11:45	4	0	5	0	10	0	8	0	6	2	7	0
Totals	269	132	308	169	327	181	328	158	275	123	301	155
Day Total	401		477		508		486		398		456	
AM Pct	67.1%		64.6%		64.4%		67.5%		69.1%		66.0%	
Peak Hour	7:15	12:15	7:30	12:30	7:45	16:00	7:45	16:00	7:30	12:30	7:45	12:15
Peak Volume	83	29	85	39	83	40	85	27	69	26	79	28
P.H.F	0.9022	0.8056	0.8173	0.7500	0.8300	0.6667	0.8500	0.7500	0.8625	0.9286	0.9405	0.7778

AECOM												
7:00-8:00 AM	74		77		79		69		64		73	
7:15-8:15 AM	83		84		75		72		65		76	
7:30-8:30 AM	82		85		76		79		69		78	
7:45-8:45 AM	80		85		83		85		64		79	
8:00-9:00 AM	78		85		80		80		59		76	

4:00-5:00 AM		21		26		40		27		15		26
4:15-5:15 AM		19		23		40		20		17		24
4:30-5:30 AM		19		23		37		18		19		23
4:45-5:45 AM		16		24		35		16		16		21
5:00-6:00 AM		12		15		22		13		14		15

Client: AECOM SJ
 File Number: L-2A - WB-OUT
 Route: L-2A
 Location: L-2A

Site Ref: L-2A
 Direction: WB-OUT

Count Date	10/4/2021		10/5/2021		10/6/2021		10/7/2021		10/8/2021		Average	
Count Time	AM	PM	AM	PM	AM	PM	AM	PM	AM	PM	AM	PM
0:00	0	8	0	5	1	9	1	13	0	8	0	9
0:15	0	5	0	8	0	6	0	14	0	10	0	9
0:30	0	7	1	7	1	9	0	3	0	11	0	7
0:45	0	3	0	11	0	9	1	4	0	7	0	7
1:00	0	7	0	9	1	9	0	4	0	3	0	6
1:15	1	6	1	8	0	6	0	5	0	9	0	7
1:30	0	6	0	6	0	5	0	5	0	10	0	6
1:45	0	8	0	4	0	3	0	4	0	6	0	5
2:00	0	9	1	5	0	10	0	9	1	7	0	8
2:15	0	2	1	9	2	9	2	10	1	7	1	7
2:30	1	11	0	17	0	10	1	16	1	9	1	13
2:45	0	5	0	7	0	8	0	7	0	12	0	8
3:00	0	11	0	9	0	5	0	9	0	8	0	8
3:15	0	8	0	12	0	8	0	11	0	5	0	9
3:30	0	12	0	9	0	17	0	8	0	7	0	11
3:45	0	10	0	14	0	14	0	10	0	10	0	12
4:00	0	20	0	20	0	24	0	17	0	19	0	20
4:15	0	17	0	11	0	20	0	13	0	9	0	14
4:30	0	20	0	12	1	21	0	15	0	13	0	16
4:45	1	14	0	23	0	14	0	24	0	15	0	18
5:00	2	27	0	13	0	17	0	26	0	14	0	19
5:15	1	14	2	19	0	18	2	17	0	22	1	18
5:30	0	11	0	18	0	22	0	19	0	13	0	17
5:45	0	11	2	16	0	11	1	13	0	8	1	12
6:00	1	10	0	14	0	14	3	18	0	6	1	12
6:15	2	12	0	12	2	17	1	9	2	5	1	11
6:30	2	8	1	6	2	13	3	12	2	12	2	10
6:45	1	9	0	12	2	8	3	5	4	3	2	7
7:00	3	4	3	10	2	16	6	2	2	2	3	7
7:15	1	5	3	3	3	6	2	2	3	5	2	4
7:30	6	6	4	7	2	9	4	10	2	4	4	7
7:45	1	1	1	8	6	3	4	2	6	2	4	3
8:00	5	5	6	7	5	2	6	9	4	1	5	5
8:15	8	2	5	2	2	4	7	2	4	3	5	3
8:30	3	0	1	3	6	2	10	1	3	0	5	1
8:45	5	1	8	1	4	1	9	2	3	1	6	1
9:00	7	2	5	5	6	0	1	5	5	1	5	3
9:15	2	1	6	0	3	0	2	0	5	1	4	0
9:30	5	3	9	2	8	6	3	0	10	0	7	2
9:45	3	0	2	1	5	0	7	3	6	1	5	1
10:00	3	1	7	2	5	1	4	0	12	0	6	1
10:15	5	0	6	0	3	0	3	1	3	0	4	0
10:30	3	1	6	0	5	1	4	4	4	2	4	2
10:45	2	0	2	0	4	1	4	0	2	0	3	0
11:00	9	0	7	0	4	0	10	0	4	0	7	0
11:15	4	0	2	2	6	1	8	1	8	2	6	1
11:30	3	0	2	1	8	0	10	1	7	0	6	0
11:45	3	0	8	0	6	1	10	1	4	1	6	1
Totals	93	323	102	370	105	390	132	366	108	294	107	348
Day Total	416		472		495		498		402		455	
AM Pct	22.4%		21.6%		21.2%		26.5%		26.9%		23.5%	
Peak Hour	8:15	16:15	8:45	16:45	11:00	15:45	11:00	16:45	9:15	16:30	11:00	16:45
Peak Volume	23	78	28	73	24	79	38	86	33	64	25	72
P.H.F	0.7188	0.7222	0.7778	0.7935	0.7500	0.8229	0.9500	0.8269	0.6875	0.7273	0.8929	0.9474

AECOM												
7:00-8:00 AM	11		11		13		16		13		13	
7:15-8:15 AM	13		14		16		16		15		15	
7:30-8:30 AM	20		16		15		21		16		18	
7:45-8:45 AM	17		13		19		27		17		19	
8:00-9:00 AM	21		20		17		32		14		21	

4:00-5:00 AM		71		66		79		69		56		68
4:15-5:15 AM		78		59		72		78		51		68
4:30-5:30 AM		75		67		70		82		64		72
4:45-5:45 AM		66		73		71		86		64		72
5:00-6:00 AM		63		66		68		75		57		66

Client: AECOM SJ
 File Number: L-3B - EB-IN
 Route: L-3B
 Location: L-3B

Site Ref: L-3B
 Direction: EB-IN

Count Date	10/4/2021		10/5/2021		10/6/2021		10/7/2021		10/8/2021		Average	
Count Time	AM	PM	AM	PM	AM	PM	AM	PM	AM	PM	AM	PM
0:00	0	5	0	4	2	2	2	0	0	3	1	3
0:15	0	2	0	1	0	2	1	5	0	3	0	3
0:30	0	2	0	0	0	5	0	1	0	6	0	3
0:45	0	0	1	4	1	2	0	2	0	6	0	3
1:00	0	0	0	5	0	2	0	2	0	7	0	3
1:15	0	2	0	2	0	1	0	1	2	4	0	2
1:30	0	3	0	3	0	5	0	0	0	3	0	3
1:45	0	2	1	6	0	5	2	3	1	0	1	3
2:00	0	3	0	4	0	4	0	1	1	2	0	3
2:15	1	1	1	4	0	5	0	4	0	0	0	3
2:30	0	4	0	2	0	3	0	3	0	0	0	2
2:45	1	1	0	1	0	5	0	4	1	2	0	3
3:00	0	3	0	5	0	0	1	4	0	3	0	3
3:15	0	7	0	3	0	2	0	5	0	5	0	4
3:30	0	5	0	7	1	4	0	12	0	2	0	6
3:45	2	5	0	8	1	3	0	5	0	1	1	4
4:00	1	2	1	5	1	5	0	6	0	5	1	5
4:15	1	3	2	4	0	7	1	3	1	6	1	5
4:30	1	6	3	4	1	3	5	1	2	3	2	3
4:45	2	3	8	4	9	4	7	8	5	5	6	5
5:00	4	4	2	3	4	3	5	6	4	4	4	4
5:15	5	5	3	3	6	4	5	3	4	6	5	4
5:30	1	3	1	5	1	2	3	8	1	2	1	4
5:45	6	9	8	5	10	5	8	7	9	3	8	6
6:00	12	3	10	3	13	3	9	3	8	9	10	4
6:15	18	5	21	4	20	6	18	5	13	2	18	4
6:30	29	3	28	2	27	5	32	5	19	6	27	4
6:45	33	5	40	6	36	5	30	5	24	6	33	5
7:00	19	1	20	3	16	2	9	1	6	4	14	2
7:15	9	4	9	2	9	6	5	6	12	0	9	4
7:30	4	10	2	11	3	7	6	5	14	2	6	7
7:45	5	8	5	2	4	1	8	6	5	3	5	4
8:00	6	0	5	2	2	2	5	1	4	1	4	1
8:15	4	3	5	0	6	3	6	2	0	2	4	2
8:30	6	1	4	5	8	2	7	3	3	3	6	3
8:45	1	2	3	0	4	3	8	1	3	1	4	1
9:00	6	0	2	0	7	1	2	1	5	2	4	1
9:15	3	1	3	0	0	2	8	3	10	0	5	1
9:30	2	0	2	0	4	0	2	2	11	0	4	0
9:45	1	0	4	0	0	2	5	2	5	2	3	1
10:00	3	0	1	1	6	0	1	0	4	1	3	0
10:15	3	0	3	0	1	1	4	0	2	0	3	0
10:30	2	0	4	0	2	2	1	1	1	1	2	1
10:45	1	1	0	0	1	1	2	1	5	0	2	1
11:00	1	0	2	1	1	0	4	0	4	0	2	0
11:15	2	0	4	1	0	1	4	3	2	0	2	1
11:30	1	2	2	0	0	0	6	1	3	0	2	1
11:45	4	0	1	0	3	1	2	2	3	0	3	1
Totals	200	129	211	135	210	139	224	153	197	126	206	136
Day Total	329		346		349		377		323		342	
AM Pct	60.8%		61.0%		60.2%		59.4%		61.0%		60.2%	
Peak Hour	6:15	19:00	6:15	15:30	6:15	18:45	6:00	15:15	6:00	12:30	6:15	15:30
Peak Volume	99	23	109	24	99	20	89	28	64	23	92	20
P.H.F	0.7500	0.5750	0.6813	0.7500	0.6875	0.7143	0.6953	0.5833	0.6667	0.8214	0.6970	0.8333

AECOM												
7:00-8:00 AM	37		36		32		28		37		34	
7:15-8:15 AM	24		21		18		24		35		24	
7:30-8:30 AM	19		17		15		25		23		20	
7:45-8:45 AM	21		19		20		26		12		20	
8:00-9:00 AM	17		17		20		26		10		18	

4:00-5:00 AM		14		17		19		18		19		17
4:15-5:15 AM		16		15		17		18		18		17
4:30-5:30 AM		18		14		14		18		18		16
4:45-5:45 AM		15		15		13		25		17		17
5:00-6:00 AM		21		16		14		24		15		18

Client: AECOM SJ
 File Number: L-3B - WB-OUT
 Route: L-3B
 Location: L-3B

Site Ref: L-3B
 Direction: WB-OUT

Count Date	10/4/2021		10/5/2021		10/6/2021		10/7/2021		10/8/2021		Average	
Count Time	AM	PM	AM	PM	AM	PM	AM	PM	AM	PM	AM	PM
0:00	2	2	0	1	2	5	1	2	0	1	1	2
0:15	0	3	0	1	0	1	1	5	0	1	0	2
0:30	1	1	0	1	0	4	0	2	0	4	0	2
0:45	0	1	1	2	0	0	0	2	0	7	0	2
1:00	0	2	0	5	0	4	0	1	0	4	0	3
1:15	0	2	0	2	0	2	0	2	0	6	0	3
1:30	0	9	0	8	0	8	0	6	0	6	0	7
1:45	0	4	0	8	1	7	0	6	3	1	1	5
2:00	0	6	0	5	1	6	1	4	2	6	1	5
2:15	0	4	1	5	1	7	1	3	0	4	1	5
2:30	0	6	0	3	0	6	0	6	0	2	0	5
2:45	0	0	0	2	0	5	0	4	0	6	0	3
3:00	0	5	0	7	0	3	0	4	0	3	0	4
3:15	0	11	0	6	0	5	0	10	0	10	0	8
3:30	0	12	0	8	0	11	0	17	0	12	0	12
3:45	0	5	0	8	1	4	0	8	0	0	0	5
4:00	0	1	0	9	0	14	0	11	0	9	0	9
4:15	0	3	0	5	0	7	0	5	0	6	0	5
4:30	0	5	1	7	0	1	3	5	2	7	1	5
4:45	1	4	0	8	2	11	0	6	0	11	1	8
5:00	0	5	0	8	0	5	3	14	1	8	1	8
5:15	0	4	0	5	0	6	0	2	0	15	0	6
5:30	1	9	0	2	1	9	2	8	0	5	1	7
5:45	1	9	1	2	1	7	1	13	3	7	1	8
6:00	3	6	4	7	0	4	1	4	1	9	2	6
6:15	3	6	3	6	2	10	1	6	2	1	2	6
6:30	7	10	3	5	3	9	7	8	5	8	5	8
6:45	4	9	5	9	9	5	4	7	3	11	5	8
7:00	12	4	16	5	14	6	3	5	0	3	9	5
7:15	10	7	7	5	6	8	5	5	8	2	7	5
7:30	3	23	5	30	3	20	4	25	13	15	6	23
7:45	5	22	5	10	4	7	8	9	4	11	5	12
8:00	6	2	4	4	3	4	4	3	3	6	4	4
8:15	3	4	7	2	5	3	6	5	0	2	4	3
8:30	8	3	3	6	5	1	6	2	1	2	5	3
8:45	1	2	3	1	3	1	5	1	0	1	2	1
9:00	4	1	3	2	6	2	4	0	1	3	4	2
9:15	4	1	4	1	0	1	5	1	7	1	4	1
9:30	4	1	2	2	3	1	2	3	12	3	5	2
9:45	1	1	3	1	0	1	7	2	7	4	4	2
10:00	0	1	1	0	5	0	1	1	4	0	2	0
10:15	5	0	2	0	1	0	3	1	4	1	3	0
10:30	2	0	6	0	1	2	1	0	0	1	2	1
10:45	1	1	0	1	1	1	1	0	6	0	2	1
11:00	2	0	0	0	2	0	5	0	7	1	3	0
11:15	0	0	3	1	2	0	4	3	1	0	2	1
11:30	1	1	1	0	1	0	5	2	2	1	2	1
11:45	6	0	4	0	1	2	2	2	3	0	3	1
Totals	101	218	98	216	90	226	107	241	105	227	101	225
Day Total	319		314		316		348		332		326	
AM Pct	31.7%		31.2%		28.5%		30.7%		31.6%		31.0%	
Peak Hour	6:30	19:00	6:45	19:00	6:30	19:00	7:45	15:15	9:15	16:30	6:45	19:00
Peak Volume	33	56	33	50	32	41	24	46	30	41	27	45
P.H.F	0.6875	0.6087	0.5156	0.4167	0.5714	0.5125	0.7500	0.6765	0.6250	0.6833	0.7500	0.4891

AECOM

7:00-8:00 AM	30		33		27		20		25		27	
7:15-8:15 AM	24		21		16		21		28		22	
7:30-8:30 AM	17		21		15		22		20		19	
7:45-8:45 AM	22		19		17		24		8		18	
8:00-9:00 AM	18		17		16		21		4		15	

4:00-5:00 AM		13		29		33		27		33		27
4:15-5:15 AM		17		28		24		30		32		26
4:30-5:30 AM		18		28		23		27		41		27
4:45-5:45 AM		22		23		31		30		39		29
5:00-6:00 AM		27		17		27		37		35		29

Client: AECOM SJ
 File Number: L-9A - EB-IN
 Route: L-9A
 Location: L-9A

Site Ref: L-9A
 Direction: EB-IN

Count Date	10/4/2021		10/5/2021		10/6/2021		10/7/2021		10/8/2021		Average	
Count Time	AM	PM	AM	PM	AM	PM	AM	PM	AM	PM	AM	PM
0:00	0	0	0	1	0	0	0	0	0	0	0	0
0:15	0	0	0	0	0	0	0	0	0	0	0	0
0:30	0	0	0	0	0	1	0	0	0	0	0	0
0:45	0	0	0	0	1	0	0	0	0	0	0	0
1:00	0	1	1	0	0	2	0	0	0	0	0	1
1:15	0	0	0	0	0	0	0	1	0	0	0	0
1:30	0	0	0	0	0	0	0	0	0	0	0	0
1:45	0	0	0	0	0	0	0	1	0	0	0	0
2:00	1	0	0	1	1	1	1	0	0	0	1	0
2:15	0	1	1	0	0	1	0	1	0	1	0	1
2:30	0	0	0	0	0	1	0	1	0	1	0	1
2:45	1	0	1	1	2	0	2	0	2	0	2	0
3:00	0	1	0	0	0	0	0	0	0	0	0	0
3:15	1	0	1	0	0	0	0	0	0	0	0	0
3:30	2	0	1	0	1	0	2	0	2	0	2	0
3:45	1	0	1	0	1	0	0	0	0	0	1	0
4:00	0	0	0	0	0	0	0	0	0	0	0	0
4:15	2	0	2	0	1	0	1	0	2	0	2	0
4:30	0	0	0	0	1	0	1	0	0	0	0	0
4:45	0	0	0	0	0	0	0	1	0	0	0	0
5:00	0	0	0	0	0	0	1	0	1	0	0	0
5:15	0	0	0	0	0	0	0	0	2	0	0	0
5:30	1	0	3	0	2	0	2	0	2	0	2	0
5:45	7	0	3	0	4	0	8	0	3	0	5	0
6:00	4	0	8	0	6	0	6	0	3	1	5	0
6:15	13	0	11	0	15	0	13	0	15	0	13	0
6:30	4	0	7	0	8	0	8	1	6	0	7	0
6:45	6	0	2	0	2	0	2	0	1	0	3	0
7:00	0	0	1	0	0	0	0	0	0	0	0	0
7:15	5	0	2	0	1	0	0	0	1	0	2	0
7:30	1	0	1	0	0	0	0	0	0	0	0	0
7:45	1	0	0	0	1	0	0	0	1	0	1	0
8:00	1	0	1	0	0	0	2	0	0	0	1	0
8:15	1	0	0	0	0	0	1	1	0	0	0	0
8:30	2	0	2	0	2	0	1	0	1	0	2	0
8:45	0	0	2	0	0	1	0	0	0	0	0	0
9:00	0	0	0	0	1	0	0	0	0	0	0	0
9:15	1	0	0	0	0	0	0	0	0	0	0	0
9:30	0	1	1	0	2	0	0	0	1	0	1	0
9:45	0	0	0	1	0	0	1	0	0	0	0	0
10:00	0	0	0	0	0	0	0	0	1	0	0	0
10:15	0	0	0	0	0	0	0	0	0	0	0	0
10:30	0	0	0	0	0	0	1	0	1	0	0	0
10:45	0	0	0	0	0	0	1	0	0	0	0	0
11:00	0	0	0	0	0	0	0	0	0	0	0	0
11:15	0	0	0	0	1	0	0	0	0	0	0	0
11:30	1	0	1	0	1	0	0	0	1	0	1	0
11:45	0	0	0	0	0	0	0	0	0	0	0	0
Totals	56	4	53	4	54	7	54	7	46	3	51	3
Day Total	60		57		61		61		49		54	
AM Pct	93.3%		93.0%		88.5%		88.5%		93.9%		94.4%	
Peak Hour	5:45	14:15	5:45	14:00	5:45	12:15	5:45	13:45	5:45	13:45	5:45	13:45
Peak Volume	28	2	29	2	33	3	35	3	27	2	30	2
P.H.F	0.5385	0.5000	0.6591	0.5000	0.5500	0.3750	0.6731	0.7500	0.4500	0.5000	0.5769	0.5000

AECOM												
7:00-8:00 AM	7		4		2		0		2		3	
7:15-8:15 AM	8		4		2		2		2		4	
7:30-8:30 AM	4		2		1		3		1		2	
7:45-8:45 AM	5		3		3		4		2		3	
8:00-9:00 AM	4		5		2		4		1		3	

4:00-5:00 AM		0		0		0		1		0		0
4:15-5:15 AM		0		0		0		1		0		0
4:30-5:30 AM		0		0		0		1		0		0
4:45-5:45 AM		0		0		0		1		0		0
5:00-6:00 AM		0		0		0		0		0		0

Client: AECOM SJ
 File Number: L-9A - WB-OUT
 Route: L-9A
 Location: L-9A

Site Ref: L-9A
 Direction: WB-OUT

Count Date	10/4/2021		10/5/2021		10/6/2021		10/7/2021		10/8/2021		Average	
Count Time	AM	PM	AM	PM	AM	PM	AM	PM	AM	PM	AM	PM
0:00	0	0	1	0	0	0	1	0	1	1	1	0
0:15	0	1	0	0	0	0	0	0	0	0	0	0
0:30	0	1	0	1	0	1	0	1	0	1	0	1
0:45	0	0	0	0	0	0	0	0	0	0	0	0
1:00	0	1	0	0	0	1	0	1	0	0	0	1
1:15	0	1	0	2	0	3	0	0	0	1	0	1
1:30	0	0	0	0	0	0	0	0	0	0	0	0
1:45	0	0	0	0	0	0	0	0	0	0	0	0
2:00	0	0	0	0	0	0	0	0	0	0	0	0
2:15	0	1	0	0	0	1	0	1	0	0	0	1
2:30	0	1	0	2	0	1	0	1	0	1	0	1
2:45	0	1	0	0	0	0	0	0	0	1	0	0
3:00	0	0	0	0	0	2	0	1	0	0	0	1
3:15	0	0	0	1	0	1	0	0	0	0	0	0
3:30	0	3	0	0	0	0	0	2	0	1	0	1
3:45	0	1	0	2	0	2	0	1	0	2	0	2
4:00	0	1	0	2	0	2	0	1	0	2	0	2
4:15	0	0	0	1	0	1	0	2	0	0	0	1
4:30	0	5	0	4	0	2	0	2	0	3	0	3
4:45	1	3	0	1	0	3	0	3	0	2	0	2
5:00	0	4	0	3	0	1	0	5	0	4	0	3
5:15	0	4	0	5	0	1	0	3	0	1	0	3
5:30	0	1	0	1	0	3	0	1	0	3	0	2
5:45	0	1	0	0	0	1	0	3	0	1	0	1
6:00	0	0	0	1	0	1	0	1	0	3	0	1
6:15	0	1	0	1	0	0	0	1	0	3	0	1
6:30	0	0	0	2	0	3	0	1	0	0	0	1
6:45	0	0	0	3	0	1	0	2	0	2	0	2
7:00	0	3	0	2	0	0	0	2	0	0	0	1
7:15	0	3	1	4	0	8	1	6	0	2	0	5
7:30	0	6	0	6	0	5	0	4	0	8	0	6
7:45	0	4	0	1	0	0	0	2	0	0	0	1
8:00	0	1	0	0	0	1	0	0	0	0	0	0
8:15	0	0	0	0	0	0	0	2	1	0	0	0
8:30	1	1	0	0	0	2	1	1	0	1	0	1
8:45	0	0	0	3	0	0	0	0	0	0	0	1
9:00	0	0	0	0	0	1	0	0	0	0	0	0
9:15	1	1	0	0	0	0	0	0	0	0	0	0
9:30	0	0	0	0	0	1	0	1	0	0	0	0
9:45	0	0	0	0	0	0	0	0	0	0	0	0
10:00	0	0	0	0	0	0	0	0	0	0	0	0
10:15	0	0	0	0	1	0	0	0	0	0	0	0
10:30	1	0	1	2	1	1	0	0	1	2	1	1
10:45	0	0	0	0	0	1	0	1	0	0	0	0
11:00	0	1	0	0	0	0	0	0	0	1	0	0
11:15	0	0	0	0	1	1	0	0	0	0	0	0
11:30	2	0	2	1	1	1	1	1	2	0	2	1
11:45	0	1	0	2	0	1	1	0	0	1	0	1
Totals	6	52	5	53	4	54	4	53	5	47	4	49
Day Total	58		58		58		57		52		53	
AM Pct	10.3%		8.6%		6.9%		7.0%		9.6%		7.5%	
Peak Hour	8:30	16:30	10:45	18:45	9:45	18:45	11:00	18:45	10:45	18:45	10:45	18:45
Peak Volume	2	16	2	15	2	14	2	14	2	12	2	14
P.H.F	0.5000	0.8000	0.2500	0.6250	0.5000	0.4375	0.5000	0.5833	0.2500	0.3750	0.2500	0.5833

AECOM

7:00-8:00 AM	0	1	0	0	1	0	0
7:15-8:15 AM	0	1	0	0	1	0	0
7:30-8:30 AM	0	0	0	0	0	1	0
7:45-8:45 AM	1	0	0	0	0	1	0
8:00-9:00 AM	1	0	0	0	0	1	0

4:00-5:00 AM	9	8	8	8	7	8
4:15-5:15 AM	12	9	7	12	9	10
4:30-5:30 AM	16	13	7	13	10	12
4:45-5:45 AM	12	10	8	12	10	10
5:00-6:00 AM	10	9	6	12	9	9

Client: AECOM SJ
 File Number: L-17A - NB-IN
 Route: L-17A
 Location: L-17A

Site Ref: L-17A
 Direction: NB-IN

Count Date	10/4/2021		10/5/2021		10/6/2021		10/7/2021		10/8/2021		Average	
Count Time	AM	PM	AM	PM	AM	PM	AM	PM	AM	PM	AM	PM
0:00	0	5	1	7	0	9	0	4	0	5	0	6
0:15	0	3	0	2	0	4	0	4	0	2	0	3
0:30	0	3	0	4	0	8	0	5	0	6	0	5
0:45	0	7	0	7	0	8	0	3	0	6	0	6
1:00	0	4	0	4	0	2	0	6	0	3	0	4
1:15	0	2	0	10	0	5	0	4	0	7	0	6
1:30	0	5	0	4	0	5	0	2	0	1	0	3
1:45	0	3	0	0	0	2	0	2	0	5	0	2
2:00	0	2	0	6	0	2	0	4	0	3	0	3
2:15	0	4	1	5	1	3	0	2	1	7	1	4
2:30	0	3	0	3	0	3	0	3	0	3	0	3
2:45	0	2	0	7	0	5	0	3	0	2	0	4
3:00	0	8	0	5	0	4	0	3	0	5	0	5
3:15	0	2	0	3	0	2	0	3	0	0	0	2
3:30	0	5	0	2	0	0	0	1	0	3	0	2
3:45	0	0	0	3	0	1	0	3	0	2	0	2
4:00	0	6	0	5	0	6	0	3	0	2	0	4
4:15	0	12	0	11	0	16	1	14	0	9	0	12
4:30	0	2	0	5	0	4	0	4	0	10	0	5
4:45	0	6	0	7	0	5	0	6	1	1	0	5
5:00	0	2	0	4	0	0	0	3	0	6	0	3
5:15	0	6	3	5	2	6	3	7	1	10	2	7
5:30	4	4	4	3	4	7	4	4	5	2	4	4
5:45	9	6	4	1	5	2	6	4	4	4	6	3
6:00	4	2	9	5	7	5	3	2	2	5	5	4
6:15	7	3	10	1	6	1	7	5	11	5	8	3
6:30	9	1	12	1	13	0	9	2	8	1	10	1
6:45	15	2	16	1	19	1	16	0	16	0	16	1
7:00	14	1	18	0	13	1	15	0	13	2	15	1
7:15	17	0	19	2	9	0	12	0	16	0	15	0
7:30	16	0	11	0	13	0	12	0	15	0	13	0
7:45	13	0	17	0	25	0	17	0	12	0	17	0
8:00	27	0	31	0	19	0	33	0	22	1	26	0
8:15	29	0	36	0	37	0	31	0	35	0	34	0
8:30	34	0	31	0	47	1	32	1	28	0	34	0
8:45	31	0	38	0	34	0	33	0	29	0	33	0
9:00	39	0	22	0	32	0	31	0	29	1	31	0
9:15	24	0	29	0	28	0	29	0	26	0	27	0
9:30	22	0	17	0	17	0	25	0	28	0	22	0
9:45	12	0	10	0	12	0	15	0	16	2	13	0
10:00	11	0	7	0	5	0	8	0	11	0	8	0
10:15	5	0	10	0	7	0	6	0	16	0	9	0
10:30	6	0	5	0	10	0	10	0	5	0	7	0
10:45	7	0	9	0	5	0	6	0	5	0	6	0
11:00	6	0	7	0	3	0	8	0	6	0	6	0
11:15	7	1	8	1	8	1	3	0	3	1	6	1
11:30	9	1	6	0	4	1	4	0	6	0	6	0
11:45	13	0	5	0	12	0	2	0	3	0	7	0
Totals	390	113	396	124	397	120	381	107	373	122	387	114
Day Total	503		520		517		488		495		501	
AM Pct	77.5%		76.2%		76.8%		78.1%		75.4%		77.2%	
Peak Hour	8:15	16:00	8:00	16:00	8:15	16:00	8:00	16:00	8:15	16:30	8:15	16:00
Peak Volume	133	26	136	28	150	31	129	27	121	27	132	26
P.H.F	0.8526	0.5417	0.8947	0.6364	0.7979	0.4844	0.9773	0.4821	0.8643	0.6750	0.9706	0.5417

AECOM

7:00-8:00 AM	60		65		60		56		56		59	
7:15-8:15 AM	73		78		66		74		65		71	
7:30-8:30 AM	85		95		94		93		84		90	
7:45-8:45 AM	103		115		128		113		97		111	
8:00-9:00 AM	121		136		137		129		114		127	

4:00-5:00 AM		26		28		31		27		22		27
4:15-5:15 AM		22		27		25		27		26		25
4:30-5:30 AM		16		21		15		20		27		20
4:45-5:45 AM		18		19		18		20		19		19
5:00-6:00 AM		18		13		15		18		22		17

Client: AECOM SJ
 File Number: L-17A - SB-OUT
 Route: L-17A
 Location: L-17A

Site Ref: L-17A
 Direction: SB-OUT

Count Date	10/4/2021		10/5/2021		10/6/2021		10/7/2021		10/8/2021		Average	
Count Time	AM	PM	AM	PM	AM	PM	AM	PM	AM	PM	AM	PM
0:00	0	4	0	3	0	5	0	2	0	9	0	5
0:15	0	4	1	6	0	3	0	6	0	2	0	4
0:30	0	2	0	5	0	11	0	0	0	3	0	4
0:45	0	2	0	7	0	6	0	4	0	7	0	5
1:00	0	5	0	6	0	6	0	15	0	8	0	8
1:15	0	4	0	1	0	3	0	9	0	12	0	6
1:30	0	5	0	5	0	6	0	9	0	2	0	5
1:45	0	4	0	6	0	1	0	6	0	7	0	5
2:00	0	4	1	5	1	6	1	7	1	8	1	6
2:15	0	6	1	9	0	8	0	7	0	10	0	8
2:30	0	9	0	4	0	8	0	6	0	9	0	7
2:45	0	8	1	11	0	7	0	2	0	12	0	8
3:00	0	16	0	17	0	9	0	13	0	12	0	13
3:15	0	13	0	10	0	16	0	16	1	13	0	14
3:30	0	12	0	10	0	15	0	13	0	7	0	11
3:45	0	14	0	11	0	9	0	10	0	15	0	12
4:00	0	19	0	12	0	15	0	11	0	17	0	15
4:15	0	24	0	20	0	22	0	20	0	26	0	22
4:30	0	23	0	37	0	31	0	17	0	19	0	25
4:45	0	21	0	31	0	21	0	21	0	23	0	23
5:00	0	31	0	27	0	17	0	23	0	10	0	22
5:15	0	13	0	30	0	18	0	31	0	30	0	24
5:30	0	32	1	32	0	26	0	22	0	32	0	29
5:45	0	28	0	17	0	23	0	21	0	12	0	20
6:00	0	20	2	15	0	15	2	23	0	20	1	19
6:15	1	16	1	17	0	24	0	17	0	12	0	17
6:30	1	19	0	14	0	22	0	21	0	13	0	18
6:45	0	9	0	11	0	6	1	10	0	10	0	9
7:00	1	6	0	9	1	10	0	4	0	7	0	7
7:15	2	3	2	11	2	6	0	6	1	16	1	8
7:30	1	5	0	4	1	3	1	8	1	6	1	5
7:45	1	4	0	5	2	3	0	5	1	2	1	4
8:00	3	2	6	8	1	2	7	1	6	2	5	3
8:15	9	2	4	0	8	2	7	1	4	5	6	2
8:30	9	2	9	2	13	1	12	0	3	3	9	2
8:45	3	2	5	2	9	2	6	0	2	0	5	1
9:00	9	4	4	2	3	2	3	0	6	2	5	2
9:15	5	2	6	4	3	2	6	0	6	2	5	2
9:30	6	1	4	1	5	0	4	1	1	0	4	1
9:45	2	0	4	0	8	2	3	0	1	2	4	1
10:00	0	0	0	1	3	0	2	1	1	0	1	0
10:15	4	0	2	1	1	1	3	0	3	1	3	1
10:30	4	1	1	0	1	1	1	0	2	1	2	1
10:45	5	1	4	0	2	1	5	1	3	0	4	1
11:00	4	1	3	1	3	0	2	2	5	0	3	1
11:15	4	0	7	0	6	0	1	0	5	1	5	0
11:30	4	1	1	0	2	0	7	0	3	0	3	0
11:45	2	1	4	0	4	2	2	0	1	0	3	1
Totals	80	405	74	430	79	399	76	392	57	410	72	407
Day Total	485		504		478		468		467		479	
AM Pct	16.5%		14.7%		16.5%		16.2%		12.2%		15.0%	
Peak Hour	8:15	17:00	8:00	16:30	8:15	16:15	8:00	16:45	8:30	16:45	8:00	16:45
Peak Volume	30	104	24	125	33	91	32	97	17	95	25	98
P.H.F	0.8333	0.8125	0.6667	0.8446	0.6346	0.7339	0.6667	0.7823	0.7083	0.7422	0.6944	0.8448

AECOM												
7:00-8:00 AM	5		2		6		1		3		3	
7:15-8:15 AM	7		8		6		8		9		8	
7:30-8:30 AM	14		10		12		15		12		13	
7:45-8:45 AM	22		19		24		26		14		21	
8:00-9:00 AM	24		24		31		32		15		25	

4:00-5:00 AM		87		100		89		69		85		86
4:15-5:15 AM		99		115		91		81		78		93
4:30-5:30 AM		88		125		87		92		82		95
4:45-5:45 AM		97		120		82		97		95		98
5:00-6:00 AM		104		106		84		97		84		95

Client: AECOM SJ
 File Number: L-18A - SB-IN
 Route: L-18A
 Location: L-18A

Site Ref: L-18A
 Direction: SB-IN

Count Date	10/4/2021		10/5/2021		10/6/2021		10/7/2021		10/8/2021		Average	
Count Time	AM	PM	AM	PM	AM	PM	AM	PM	AM	PM	AM	PM
0:00	0	7	0	3	0	2	0	3	0	2	0	3
0:15	0	2	0	3	0	0	0	1	0	2	0	2
0:30	0	1	1	1	0	4	0	3	0	1	0	2
0:45	0	3	0	4	0	7	0	4	0	2	0	4
1:00	0	4	0	2	0	3	0	2	0	1	0	2
1:15	0	5	0	2	0	1	0	0	0	3	0	2
1:30	0	1	0	6	0	3	0	2	0	3	0	3
1:45	0	4	0	4	0	3	0	2	0	2	0	3
2:00	0	5	0	1	0	0	0	4	0	0	0	2
2:15	0	3	0	5	0	2	0	9	0	1	0	4
2:30	0	1	0	3	0	2	0	1	0	3	0	2
2:45	0	3	0	3	0	2	0	2	0	6	0	3
3:00	0	4	0	2	0	1	0	2	0	5	0	3
3:15	0	2	0	4	0	5	0	10	0	5	0	5
3:30	0	2	0	3	0	3	0	4	0	1	0	3
3:45	1	7	0	6	0	5	1	7	0	8	0	7
4:00	0	3	0	8	0	5	0	6	0	3	0	5
4:15	0	5	0	5	0	5	0	5	0	3	0	5
4:30	0	3	0	3	0	3	0	3	3	7	1	4
4:45	2	2	5	8	5	3	2	4	1	8	3	5
5:00	0	6	3	8	3	4	3	4	2	9	2	6
5:15	6	5	4	10	4	9	3	5	4	12	4	8
5:30	6	2	10	3	6	4	7	7	6	4	7	4
5:45	13	8	12	6	10	5	5	5	6	7	9	6
6:00	8	3	5	4	12	3	8	4	9	6	8	4
6:15	15	1	15	2	18	2	22	5	18	5	18	3
6:30	14	1	24	2	22	1	12	0	16	0	18	1
6:45	14	2	16	2	21	6	17	6	15	4	17	4
7:00	8	5	5	0	14	1	7	1	9	3	9	2
7:15	8	0	8	1	10	1	9	0	7	1	8	1
7:30	8	1	6	0	7	0	8	3	7	0	7	1
7:45	4	4	7	0	9	1	11	1	12	0	9	1
8:00	5	3	9	0	15	2	10	0	7	0	9	1
8:15	4	0	11	0	4	0	11	0	7	0	7	0
8:30	10	0	12	1	16	0	8	0	7	0	11	0
8:45	17	1	11	1	14	0	18	0	22	0	16	0
9:00	6	2	7	0	5	0	6	0	6	1	6	1
9:15	6	0	5	0	3	0	1	1	6	2	4	1
9:30	5	0	3	0	5	0	5	0	9	0	5	0
9:45	3	0	5	0	2	1	6	0	2	0	4	0
10:00	6	0	4	0	2	0	4	2	3	0	4	0
10:15	2	0	4	0	4	0	7	0	2	0	4	0
10:30	3	0	5	0	3	0	5	0	0	0	3	0
10:45	4	0	3	1	5	0	2	0	5	0	4	0
11:00	5	0	5	0	0	0	1	0	3	0	3	0
11:15	3	0	3	0	6	0	5	0	4	0	4	0
11:30	2	0	6	0	5	0	5	0	2	0	4	0
11:45	1	0	4	0	5	0	3	0	4	0	3	0
Totals	189	111	218	117	235	99	212	119	204	120	211	113
Day Total	300		335		334		331		324		324	
AM Pct	63.0%		65.1%		70.4%		64.0%		63.0%		65.1%	
Peak Hour	6:00	17:00	6:00	16:30	6:15	17:00	6:00	15:15	6:00	16:30	6:15	17:00
Peak Volume	51	21	60	29	75	22	59	27	58	36	62	24
P.H.F	0.8500	0.6563	0.6250	0.7250	0.8523	0.6111	0.6705	0.6750	0.8056	0.7500	0.8611	0.7500

AECOM												
7:00-8:00 AM	28		26		40		35		35		33	
7:15-8:15 AM	25		30		41		38		33		33	
7:30-8:30 AM	21		33		35		40		33		32	
7:45-8:45 AM	23		39		44		40		33		36	
8:00-9:00 AM	36		43		49		47		43		44	

4:00-5:00 AM		13		24		16		18		21		18
4:15-5:15 AM		16		24		15		16		27		20
4:30-5:30 AM		16		29		19		16		36		23
4:45-5:45 AM		15		29		20		20		33		23
5:00-6:00 AM		21		27		22		21		32		25

Client: AECOM SJ
 File Number: L-18A - NB-OUT
 Route: L-18A
 Location: L-18A

Site Ref: L-18A
 Direction: NB-OUT

Count Date	10/4/2021		10/5/2021		10/6/2021		10/7/2021		10/8/2021		Average	
Count Time	AM	PM	AM	PM	AM	PM	AM	PM	AM	PM	AM	PM
0:00	0	5	0	6	0	0	0	7	1	2	0	4
0:15	0	5	0	1	0	3	0	7	0	4	0	4
0:30	0	5	1	0	0	5	0	2	0	1	0	3
0:45	0	4	0	4	0	12	0	4	0	5	0	6
1:00	0	5	1	2	0	2	0	1	0	3	0	3
1:15	0	3	0	0	0	0	0	2	0	3	0	2
1:30	0	2	0	2	0	4	0	1	1	4	0	3
1:45	0	2	0	4	1	5	0	3	1	2	0	3
2:00	0	1	0	2	0	4	0	7	0	4	0	4
2:15	0	3	0	6	0	4	0	3	0	4	0	4
2:30	0	5	0	4	0	0	0	4	0	1	0	3
2:45	0	3	0	6	0	4	0	3	0	6	0	4
3:00	0	5	0	3	0	5	0	3	0	4	0	4
3:15	0	4	0	6	0	14	0	1	0	7	0	6
3:30	0	5	0	3	0	10	0	3	0	3	0	5
3:45	1	1	0	7	0	8	2	11	2	13	1	8
4:00	0	10	0	10	0	6	0	5	0	7	0	8
4:15	0	6	0	8	0	6	0	3	0	10	0	7
4:30	0	14	0	7	2	8	0	6	1	7	1	8
4:45	0	4	1	7	0	6	2	14	0	4	1	7
5:00	0	11	0	18	0	8	0	7	0	3	0	9
5:15	1	6	0	6	1	12	1	11	1	5	1	8
5:30	0	7	3	13	0	6	0	3	0	9	1	8
5:45	3	7	4	7	1	8	0	15	0	10	2	9
6:00	0	6	2	9	0	2	3	4	2	11	1	6
6:15	4	2	0	10	4	2	4	6	6	13	4	7
6:30	0	3	3	17	3	5	3	6	1	11	2	8
6:45	1	9	2	9	5	18	8	6	4	14	4	11
7:00	4	7	3	10	1	2	4	7	1	4	3	6
7:15	5	6	3	9	5	9	2	5	0	6	3	7
7:30	1	3	3	4	1	4	2	17	4	2	2	6
7:45	1	4	2	2	5	7	4	5	2	2	3	4
8:00	1	3	0	1	2	3	1	2	0	1	1	2
8:15	1	2	4	3	1	5	0	0	3	3	2	3
8:30	0	4	1	2	2	3	2	0	0	2	1	2
8:45	0	2	1	1	4	1	2	2	2	0	2	1
9:00	1	1	5	0	1	1	0	0	0	0	1	0
9:15	1	1	4	1	2	0	0	2	3	2	2	1
9:30	1	2	1	0	3	4	3	0	3	0	2	1
9:45	2	1	2	0	3	2	6	0	2	0	3	1
10:00	2	0	5	1	0	0	0	1	3	0	2	0
10:15	1	1	2	0	5	2	4	2	1	0	3	1
10:30	1	0	1	0	1	0	7	3	2	0	2	1
10:45	3	0	3	0	2	1	2	1	2	0	2	0
11:00	2	0	5	0	0	1	1	1	1	2	2	1
11:15	3	2	2	0	2	1	4	0	1	1	2	1
11:30	2	2	5	0	1	0	0	0	4	0	2	0
11:45	1	0	4	0	8	0	5	1	2	0	4	0
Totals	43	184	73	211	66	213	72	197	56	195	62	200
Day Total	227		284		279		269		251		262	
AM Pct	18.9%		25.7%		23.7%		26.8%		22.3%		23.7%	
Peak Hour	6:45	16:15	11:00	18:15	6:30	15:15	6:15	16:30	6:00	18:00	6:15	17:00
Peak Volume	11	35	16	46	14	38	19	38	13	49	13	34
P.H.F	0.5500	0.6250	0.8000	0.6765	0.7000	0.6786	0.5938	0.6786	0.5417	0.8750	0.8125	0.9444

AECOM												
7:00-8:00 AM	11		11		12		12		7		11	
7:15-8:15 AM	8		8		13		9		6		9	
7:30-8:30 AM	4		9		9		7		9		8	
7:45-8:45 AM	3		7		10		7		5		6	
8:00-9:00 AM	2		6		9		5		5		5	

4:00-5:00 AM		34		32		26		28		28		30
4:15-5:15 AM		35		40		28		30		24		31
4:30-5:30 AM		35		38		34		38		19		33
4:45-5:45 AM		28		44		32		35		21		32
5:00-6:00 AM		31		44		34		36		27		34

Client: AECOM SJ
 File Number: L-18B - SB-IN
 Route: L-18B
 Location: L-18B

Site Ref: L-18B
 Direction: SB-IN

Count Date	10/4/2021		10/5/2021		10/6/2021		10/7/2021		10/8/2021		Average	
Count Time	AM	PM	AM	PM	AM	PM	AM	PM	AM	PM	AM	PM
0:00	0	7	0	3	0	5	0	5	0	2	0	4
0:15	0	4	0	9	0	1	0	4	0	10	0	6
0:30	0	5	0	5	0	7	0	6	0	2	0	5
0:45	0	13	0	6	0	5	0	7	0	2	0	7
1:00	0	2	0	3	0	4	0	4	0	7	0	4
1:15	0	1	0	4	0	3	0	4	0	2	0	3
1:30	0	3	0	4	0	12	0	3	0	3	0	5
1:45	0	4	0	6	0	8	0	1	0	6	0	5
2:00	0	0	0	3	0	0	0	4	0	6	0	3
2:15	0	2	0	0	0	9	0	1	0	7	0	4
2:30	0	2	0	0	0	4	0	1	0	3	0	2
2:45	0	3	0	1	0	4	0	5	0	0	0	3
3:00	0	1	0	1	0	6	0	4	0	5	0	3
3:15	0	2	0	7	0	9	0	0	0	6	0	5
3:30	0	5	0	10	0	5	1	1	0	10	0	6
3:45	0	2	0	1	0	5	1	1	1	0	0	2
4:00	0	6	0	2	0	5	0	11	0	4	0	6
4:15	0	3	0	9	0	1	0	3	0	5	0	4
4:30	1	0	1	9	0	0	0	1	0	1	0	2
4:45	0	7	0	3	0	7	0	8	0	4	0	6
5:00	0	4	0	0	1	1	0	4	0	4	0	3
5:15	0	3	1	1	0	6	1	4	0	8	0	4
5:30	1	7	1	5	3	4	4	6	0	9	2	6
5:45	4	1	5	2	1	1	10	6	4	5	5	3
6:00	1	2	0	2	2	3	4	4	2	3	2	3
6:15	5	0	12	2	8	4	10	6	10	1	9	3
6:30	4	4	4	5	9	2	7	5	6	2	6	4
6:45	9	3	15	6	5	2	3	2	9	2	8	3
7:00	12	2	13	1	13	7	17	5	7	7	12	4
7:15	12	4	17	4	9	3	6	2	5	2	10	3
7:30	6	0	6	2	16	1	14	0	7	4	10	1
7:45	10	4	5	2	4	6	8	3	6	2	7	3
8:00	5	3	2	2	11	1	6	0	13	0	7	1
8:15	16	2	11	2	9	0	16	2	7	3	12	2
8:30	15	2	17	2	13	2	11	2	14	2	14	2
8:45	11	0	7	0	15	0	12	0	10	1	11	0
9:00	12	0	9	0	11	0	9	0	2	0	9	0
9:15	2	0	13	0	12	3	10	0	11	0	10	1
9:30	13	0	3	0	5	0	5	0	7	0	7	0
9:45	11	1	5	2	12	0	11	0	8	0	9	1
10:00	3	0	6	0	4	0	9	0	2	0	5	0
10:15	5	0	6	0	8	1	6	0	10	0	7	0
10:30	9	0	7	0	3	1	10	0	4	0	7	0
10:45	3	0	9	0	15	0	5	0	0	0	6	0
11:00	11	0	5	0	11	0	9	0	2	0	8	0
11:15	2	0	5	0	6	0	4	0	12	1	6	0
11:30	3	0	6	0	2	0	1	0	8	0	4	0
11:45	3	0	9	0	8	0	2	0	4	0	5	0
Totals	189	114	200	126	216	148	212	125	171	141	198	132
Day Total	303		326		364		337		312		330	
AM Pct	62.4%		61.3%		59.3%		62.9%		54.8%		60.0%	
Peak Hour	8:15	12:00	6:45	12:00	8:30	13:30	8:15	16:00	8:00	17:00	8:15	12:00
Peak Volume	54	29	51	23	51	29	48	23	44	26	46	22
P.H.F	0.8438	0.5577	0.7500	0.6389	0.8500	0.6042	0.7500	0.5227	0.7857	0.7222	0.8214	0.7857

AECOM

7:00-8:00 AM	40		41		42		45		25		39	
7:15-8:15 AM	33		30		40		34		31		34	
7:30-8:30 AM	37		24		40		44		33		36	
7:45-8:45 AM	46		35		37		41		40		40	
8:00-9:00 AM	47		37		48		45		44		44	

4:00-5:00 AM		16		23		13		23		14		18
4:15-5:15 AM		14		21		9		16		14		15
4:30-5:30 AM		14		13		14		17		17		15
4:45-5:45 AM		21		9		18		22		25		19
5:00-6:00 AM		15		8		12		20		26		16

Client: AECOM SJ
 File Number: L-18B - NB-OUT
 Route: L-18B
 Location: L-18B

Site Ref: L-18B
 Direction: NB-OUT

Count Date	10/4/2021		10/5/2021		10/6/2021		10/7/2021		10/8/2021		Average	
Count Time	AM	PM	AM	PM	AM	PM	AM	PM	AM	PM	AM	PM
0:00	0	5	1	3	1	3	3	3	2	2	1	3
0:15	1	1	0	1	0	1	1	1	3	2	1	1
0:30	0	0	0	4	2	2	3	6	0	0	1	2
0:45	4	1	0	4	0	5	0	1	0	0	1	2
1:00	0	2	0	0	0	2	0	2	0	3	0	2
1:15	0	3	0	0	2	0	0	1	0	5	0	2
1:30	0	5	0	0	0	4	3	0	0	2	1	2
1:45	0	3	0	6	0	5	0	6	0	2	0	4
2:00	0	4	0	5	0	3	0	2	0	0	0	3
2:15	0	0	0	3	2	7	0	3	2	0	1	3
2:30	0	2	0	0	0	2	0	0	0	1	0	1
2:45	0	2	0	1	0	2	0	9	0	11	0	5
3:00	0	2	0	5	0	5	0	0	0	0	0	2
3:15	0	1	0	3	0	2	0	4	0	8	0	4
3:30	0	0	0	2	0	0	0	2	0	7	0	2
3:45	0	3	0	4	0	4	0	1	0	9	0	4
4:00	0	2	0	10	0	5	0	4	2	5	0	5
4:15	0	11	0	3	0	6	0	5	0	11	0	7
4:30	0	7	0	5	0	4	0	7	0	2	0	5
4:45	0	1	0	5	0	2	0	4	0	5	0	3
5:00	0	3	0	3	0	5	0	2	0	8	0	4
5:15	0	9	0	7	0	8	0	13	0	3	0	8
5:30	0	4	0	6	0	7	0	6	0	5	0	6
5:45	0	4	0	2	0	8	2	3	0	2	0	4
6:00	0	6	0	8	0	2	0	13	4	5	1	7
6:15	2	2	1	7	2	9	0	8	0	0	1	5
6:30	0	4	0	3	0	3	4	6	0	2	1	4
6:45	0	3	1	8	0	4	0	2	0	1	0	4
7:00	0	0	0	1	1	0	0	0	0	5	0	1
7:15	0	5	2	0	0	5	2	5	0	6	1	4
7:30	0	2	1	1	2	7	0	5	0	2	1	3
7:45	0	0	4	2	2	0	1	0	4	1	2	1
8:00	0	3	0	1	2	1	2	6	0	2	1	3
8:15	0	0	0	0	0	0	0	2	0	0	0	0
8:30	1	0	0	5	0	0	2	0	0	3	1	2
8:45	3	3	0	0	0	0	4	0	0	2	1	1
9:00	0	1	0	0	2	0	2	0	3	0	1	0
9:15	2	0	0	0	0	3	2	1	0	2	1	1
9:30	0	0	1	0	1	0	0	0	0	0	0	0
9:45	0	0	0	0	0	0	2	3	0	0	0	1
10:00	2	0	0	5	0	3	0	3	0	1	0	2
10:15	0	1	0	0	0	0	0	0	0	0	0	0
10:30	4	2	0	0	0	2	1	0	0	0	1	1
10:45	0	0	0	0	0	0	0	0	0	0	0	0
11:00	0	0	0	2	1	0	0	0	0	0	0	0
11:15	0	2	1	0	2	0	2	3	0	1	1	1
11:30	3	0	2	0	0	0	1	0	3	3	2	1
11:45	0	0	1	0	0	2	0	0	0	0	0	0
Totals	22	109	15	125	22	132	37	142	23	129	22	126
Day Total	131		140		154		179		152		148	
AM Pct	16.8%		10.7%		14.3%		20.7%		15.1%		14.9%	
Peak Hour	8:30	15:45	7:00	18:00	7:15	17:00	8:30	17:15	0:00	15:30	7:15	17:15
Peak Volume	6	23	7	26	6	28	10	35	5	32	5	25
P.H.F	0.5000	0.5227	0.4375	0.8125	0.7500	0.8750	0.6250	0.6731	0.4167	0.7273	0.6250	0.7813

AECOM												
7:00-8:00 AM	0		7		5		3		4		4	
7:15-8:15 AM	0		7		6		5		4		4	
7:30-8:30 AM	0		5		6		3		4		4	
7:45-8:45 AM	1		4		4		5		4		4	
8:00-9:00 AM	4		0		2		8		0		3	

4:00-5:00 AM		21		23		17		20		23		21
4:15-5:15 AM		22		16		17		18		26		20
4:30-5:30 AM		20		20		19		26		18		21
4:45-5:45 AM		17		21		22		25		21		21
5:00-6:00 AM		20		18		28		24		18		22

Client: AECOM SJ
 File Number: L-18C - SB-IN
 Route: L-18C
 Location: L-18C

Site Ref: L-18C
 Direction: SB-IN

Count Date	10/4/2021		10/5/2021		10/6/2021		10/7/2021		10/8/2021		Average	
Count Time	AM	PM	AM	PM	AM	PM	AM	PM	AM	PM	AM	PM
0:00	0	8	0	6	2	6	0	10	1	5	1	7
0:15	1	3	0	5	0	12	1	4	0	4	0	6
0:30	0	6	0	6	0	8	0	9	1	4	0	7
0:45	1	11	0	5	0	4	0	6	0	7	0	7
1:00	0	10	0	8	0	6	0	8	0	6	0	8
1:15	0	6	0	6	0	11	0	8	0	10	0	8
1:30	0	6	0	4	1	6	0	2	0	5	0	5
1:45	0	4	0	5	0	3	0	5	0	7	0	5
2:00	0	5	0	3	0	2	0	2	0	0	0	2
2:15	1	7	1	5	2	15	4	6	1	4	2	7
2:30	0	2	0	5	0	7	0	10	3	3	1	5
2:45	0	3	0	3	0	6	0	2	0	8	0	4
3:00	0	5	0	9	0	3	0	4	0	8	0	6
3:15	0	4	0	3	0	9	0	9	0	7	0	6
3:30	0	8	0	11	0	12	0	6	0	5	0	8
3:45	1	6	0	8	0	5	1	6	1	6	1	6
4:00	0	2	0	4	0	8	1	2	0	5	0	4
4:15	0	5	1	2	0	3	0	3	0	2	0	3
4:30	0	3	0	6	1	4	0	10	2	8	1	6
4:45	0	9	0	7	2	7	0	7	0	10	0	8
5:00	0	4	0	4	2	7	1	7	1	6	1	6
5:15	4	0	3	4	1	5	0	9	0	3	2	4
5:30	2	8	5	5	2	14	2	4	2	7	3	8
5:45	8	9	6	6	7	5	2	2	4	8	5	6
6:00	5	7	1	5	5	5	9	5	6	3	5	5
6:15	10	4	6	6	10	0	5	3	12	2	9	3
6:30	11	1	14	1	6	9	6	5	6	5	9	4
6:45	4	2	3	2	4	4	5	3	9	3	5	3
7:00	4	3	6	7	4	8	6	0	5	8	5	5
7:15	5	1	7	5	9	1	3	3	9	6	7	3
7:30	14	4	12	3	9	7	3	3	6	3	9	4
7:45	13	5	8	1	13	3	16	2	10	2	12	3
8:00	8	2	15	5	11	2	11	3	10	3	11	3
8:15	6	4	6	0	9	0	5	1	12	0	8	1
8:30	14	0	9	0	14	1	7	1	13	0	11	0
8:45	9	0	12	1	10	3	10	0	8	1	10	1
9:00	12	3	11	5	13	2	20	2	10	1	13	3
9:15	9	0	7	0	6	0	7	0	9	0	8	0
9:30	6	3	3	2	12	4	6	1	4	2	6	2
9:45	7	2	2	1	9	0	6	0	11	0	7	1
10:00	5	0	11	0	7	1	8	0	7	0	8	0
10:15	6	0	0	0	5	0	7	0	1	0	4	0
10:30	5	2	5	0	11	0	9	1	14	0	9	1
10:45	6	0	6	0	7	0	5	1	8	0	6	0
11:00	2	0	4	2	8	0	9	0	4	0	5	0
11:15	8	0	7	0	10	2	3	0	4	1	6	1
11:30	11	0	7	0	3	1	9	1	2	0	6	0
11:45	9	2	3	0	5	1	1	0	2	0	4	1
Totals	207	179	181	176	220	222	188	176	198	178	200	186
Day Total	386		357		442		364		376		386	
AM Pct	53.6%		50.7%		49.8%		51.6%		52.7%		51.8%	
Peak Hour	8:30	12:30	7:15	15:00	7:45	15:15	8:30	16:30	7:45	12:45	7:45	12:30
Peak Volume	44	33	42	31	47	34	44	33	45	28	42	30
P.H.F	0.7857	0.7500	0.7000	0.7045	0.8393	0.7083	0.5500	0.8250	0.8654	0.7000	0.8750	0.9375

AECOM

7:00-8:00 AM	36	33	35	28	30	32
7:15-8:15 AM	40	42	42	33	35	38
7:30-8:30 AM	41	41	42	35	38	39
7:45-8:45 AM	41	38	47	39	45	42
8:00-9:00 AM	37	42	44	33	43	40

4:00-5:00 AM	19	19	22	22	25	21
4:15-5:15 AM	21	19	21	27	26	23
4:30-5:30 AM	16	21	23	33	27	24
4:45-5:45 AM	21	20	33	27	26	25
5:00-6:00 AM	21	19	31	22	24	23

Client: AECOM SJ
 File Number: L-18C - NB-OUT
 Route: L-18C
 Location: L-18C

Site Ref: L-18C
 Direction: NB-OUT

Count Date	10/4/2021		10/5/2021		10/6/2021		10/7/2021		10/8/2021		Average	
Count Time	AM	PM	AM	PM	AM	PM	AM	PM	AM	PM	AM	PM
0:00	0	9	2	5	1	14	0	4	0	2	1	7
0:15	1	15	0	12	0	10	0	15	0	11	0	13
0:30	0	7	0	10	0	6	2	12	0	8	0	9
0:45	2	13	0	12	0	6	0	11	0	9	0	10
1:00	1	5	2	9	0	11	0	7	0	6	1	8
1:15	0	9	0	10	0	14	0	12	0	17	0	12
1:30	0	6	0	4	0	5	0	6	0	14	0	7
1:45	0	4	0	8	0	4	0	7	0	7	0	6
2:00	0	11	0	8	0	6	0	7	2	3	0	7
2:15	2	5	2	4	1	16	0	12	0	9	1	9
2:30	0	8	0	10	0	11	0	13	0	7	0	10
2:45	0	9	0	8	0	8	0	9	0	15	0	10
3:00	0	9	0	10	0	9	0	10	0	8	0	9
3:15	0	9	0	21	0	16	0	28	0	19	0	19
3:30	0	11	0	14	0	14	0	6	0	26	0	14
3:45	0	21	0	18	0	16	3	20	1	21	1	19
4:00	0	17	0	16	0	16	0	14	0	12	0	15
4:15	0	26	0	26	0	20	0	16	0	16	0	21
4:30	0	8	0	10	0	16	0	21	0	14	0	14
4:45	3	20	4	17	0	23	2	25	0	22	2	21
5:00	3	18	5	15	7	27	4	25	3	20	4	21
5:15	6	15	5	18	8	27	5	26	7	11	6	19
5:30	2	23	2	20	4	30	2	18	2	19	2	22
5:45	6	33	3	29	6	29	3	23	4	17	4	26
6:00	5	13	3	17	4	12	6	23	7	18	5	17
6:15	4	13	6	11	5	14	8	16	8	10	6	13
6:30	5	16	5	13	6	14	5	14	3	12	5	14
6:45	7	5	3	16	6	10	4	18	5	9	5	12
7:00	3	10	2	16	6	22	8	5	2	18	4	14
7:15	5	12	7	16	3	6	8	18	7	6	6	12
7:30	10	6	5	6	4	13	2	4	5	14	5	9
7:45	5	5	8	12	10	14	6	4	9	6	8	8
8:00	3	4	5	5	5	3	4	11	6	6	5	6
8:15	7	8	6	4	10	3	4	5	10	4	7	5
8:30	16	2	9	0	6	2	5	4	3	1	8	2
8:45	9	6	12	6	13	4	9	2	12	3	11	4
9:00	4	4	8	6	4	6	11	8	7	2	7	5
9:15	2	1	3	2	6	2	9	3	1	1	4	2
9:30	9	0	2	6	4	4	12	3	7	5	7	4
9:45	4	0	4	5	5	1	1	3	1	1	3	2
10:00	4	1	6	1	10	5	6	1	6	1	6	2
10:15	7	0	10	0	11	0	6	3	6	0	8	1
10:30	4	0	0	0	9	2	7	4	15	3	7	2
10:45	8	2	7	1	6	0	4	2	6	0	6	1
11:00	7	2	7	2	1	0	7	5	12	0	7	2
11:15	11	0	5	0	16	0	6	0	7	1	9	0
11:30	13	0	7	2	9	3	6	1	7	4	8	2
11:45	8	4	6	0	4	0	10	0	9	0	7	1
Totals	186	425	161	461	190	494	175	504	180	438	176	468
Day Total	611		622		684		679		618		644	
AM Pct	30.4%		25.9%		27.8%		25.8%		29.1%		27.3%	
Peak Hour	10:45	17:00	8:15	17:15	10:00	17:00	8:45	16:30	10:30	15:15	8:15	17:00
Peak Volume	39	89	35	84	36	113	41	97	40	78	33	88
P.H.F	0.7500	0.6742	0.7292	0.7241	0.8182	0.9417	0.8542	0.9327	0.6667	0.7500	0.7500	0.8462

AECOM

7:00-8:00 AM	23		22		23		24		23		23	
7:15-8:15 AM	23		25		22		20		27		23	
7:30-8:30 AM	25		24		29		16		30		25	
7:45-8:45 AM	31		28		31		19		28		27	
8:00-9:00 AM	35		32		34		22		31		31	

4:00-5:00 AM		71		69		75		76		64		71
4:15-5:15 AM		72		68		86		87		72		77
4:30-5:30 AM		61		60		93		97		67		76
4:45-5:45 AM		76		70		107		94		72		84
5:00-6:00 AM		89		82		113		92		67		89

Client: AECOM SJ
 File Number: L-20A - SB-IN
 Route: L-20A
 Location: L-20A

Site Ref: L-20A
 Direction: SB-IN

Count Date	10/4/2021		10/5/2021		10/6/2021		10/7/2021		10/8/2021		Average	
Count Time	AM	PM	AM	PM	AM	PM	AM	PM	AM	PM	AM	PM
0:00	0	1	0	3	0	1	0	4	0	1	0	2
0:15	0	2	0	1	0	1	0	0	0	3	0	1
0:30	0	1	0	3	0	2	0	3	0	1	0	2
0:45	0	1	0	0	0	1	0	1	0	1	0	1
1:00	0	0	0	1	0	1	0	1	0	2	0	1
1:15	0	1	0	2	0	1	0	2	0	0	0	1
1:30	0	2	0	1	0	1	0	0	0	0	0	1
1:45	0	3	0	0	0	0	0	1	0	0	0	1
2:00	0	0	0	1	0	1	0	2	0	2	0	1
2:15	0	0	0	0	0	1	0	0	0	1	0	0
2:30	0	2	0	2	0	2	0	3	1	0	0	2
2:45	0	1	0	1	0	2	0	1	0	2	0	1
3:00	0	0	0	0	0	1	0	1	0	0	0	0
3:15	0	0	0	0	0	1	0	0	0	0	0	0
3:30	0	2	0	1	0	2	0	3	0	1	0	2
3:45	0	1	0	3	0	1	0	2	0	1	0	2
4:00	0	1	0	0	0	0	0	1	1	0	0	0
4:15	0	0	1	3	1	2	1	0	0	3	1	2
4:30	0	5	1	0	0	3	2	2	0	1	1	2
4:45	2	0	0	2	0	0	0	0	2	1	1	1
5:00	0	1	0	3	0	2	0	3	0	2	0	2
5:15	0	2	0	2	0	1	0	2	0	2	0	2
5:30	2	0	2	2	3	1	1	2	2	2	2	1
5:45	1	0	2	2	3	0	6	1	1	1	3	1
6:00	1	1	3	2	4	0	2	1	3	1	3	1
6:15	3	1	6	1	4	1	3	2	4	1	4	1
6:30	1	0	0	1	1	3	1	0	1	1	1	1
6:45	0	1	0	2	2	3	0	1	0	1	0	2
7:00	0	1	1	1	0	3	2	1	0	0	1	1
7:15	1	1	1	0	2	0	1	2	2	0	1	1
7:30	1	0	1	1	1	0	1	0	1	1	1	0
7:45	2	0	0	0	2	1	1	0	1	0	1	0
8:00	0	0	1	0	3	0	3	0	2	1	2	0
8:15	2	0	2	2	0	0	1	1	1	0	1	1
8:30	2	0	2	1	1	1	1	0	0	3	1	1
8:45	2	0	2	0	1	0	0	0	0	2	1	0
9:00	0	1	2	2	1	1	3	0	2	0	2	1
9:15	1	2	2	2	1	0	0	1	4	2	2	1
9:30	5	0	1	0	1	0	3	1	4	0	3	0
9:45	2	0	2	0	3	0	2	0	3	0	2	0
10:00	2	0	2	0	3	0	1	0	0	0	2	0
10:15	4	0	4	0	2	0	2	0	1	0	3	0
10:30	1	0	3	0	2	0	1	0	3	0	2	0
10:45	4	0	6	0	3	0	5	0	3	0	4	0
11:00	1	0	1	0	3	0	3	1	2	1	2	0
11:15	1	0	3	0	4	0	0	0	1	0	2	0
11:30	2	0	4	0	1	0	1	0	0	0	2	0
11:45	3	0	2	0	3	0	5	0	1	0	3	0
Totals	46	34	57	48	55	41	52	46	46	41	54	40
Day Total	80		105		96		98		87		94	
AM Pct	57.5%		54.3%		57.3%		53.1%		52.9%		57.4%	
Peak Hour	9:30	16:30	10:00	16:45	5:30	18:15	5:30	12:00	9:00	12:15	5:30	16:15
Peak Volume	13	8	15	9	14	10	12	8	13	7	12	7
P.H.F	0.6500	0.4000	0.6250	0.7500	0.8750	0.8333	0.5000	0.5000	0.8125	0.5833	0.7500	0.8750

AECOM

7:00-8:00 AM	4	3	5	5	5	4	4
7:15-8:15 AM	4	3	8	6	6	5	
7:30-8:30 AM	5	4	6	6	5	5	
7:45-8:45 AM	6	5	6	6	4	5	
8:00-9:00 AM	6	7	5	5	3	5	

4:00-5:00 AM	6	5	5	3	5	5
4:15-5:15 AM	6	8	7	5	7	7
4:30-5:30 AM	8	7	6	7	6	7
4:45-5:45 AM	3	9	4	7	7	6
5:00-6:00 AM	3	9	4	8	7	6

Client: AECOM SJ
 File Number: L-20A - NB-OUT
 Route: L-20A
 Location: L-20A

Site Ref: L-20A
 Direction: NB-OUT

Count Date	10/4/2021		10/5/2021		10/6/2021		10/7/2021		10/8/2021		Average	
Count Time	AM	PM	AM	PM	AM	PM	AM	PM	AM	PM	AM	PM
0:00	0	1	0	1	0	0	0	4	1	2	0	2
0:15	0	1	0	1	0	0	0	0	0	0	0	0
0:30	0	1	0	1	0	0	0	5	1	0	0	1
0:45	0	0	0	0	0	0	0	1	2	1	0	0
1:00	0	0	0	0	0	1	0	1	0	2	0	1
1:15	0	1	0	0	0	0	0	3	0	0	0	1
1:30	0	0	0	0	0	3	0	0	0	0	0	1
1:45	0	0	0	0	0	0	0	0	0	1	0	0
2:00	0	1	0	1	0	3	0	4	0	0	0	2
2:15	0	0	0	1	0	0	0	1	0	0	0	0
2:30	0	7	0	2	0	2	0	6	1	5	0	4
2:45	0	2	0	1	0	3	0	0	0	2	0	2
3:00	0	0	0	6	0	4	0	4	0	3	0	3
3:15	0	0	0	3	0	1	0	3	0	3	0	2
3:30	0	2	0	1	0	1	0	1	0	1	0	1
3:45	0	3	0	2	0	2	0	3	0	4	0	3
4:00	0	2	0	1	0	1	0	2	0	2	0	2
4:15	0	1	0	3	1	9	0	0	0	2	0	3
4:30	0	3	0	0	0	2	0	4	0	0	0	2
4:45	2	2	0	7	0	0	2	0	0	3	1	2
5:00	2	6	2	3	0	2	0	2	1	1	1	3
5:15	1	5	0	4	0	0	1	4	0	3	0	3
5:30	0	1	1	1	1	1	0	1	0	3	0	1
5:45	0	0	3	1	3	2	2	1	5	2	3	1
6:00	0	4	2	6	0	0	2	3	2	1	1	3
6:15	4	1	1	2	2	3	2	0	2	1	2	1
6:30	0	2	0	2	0	3	0	1	0	4	0	2
6:45	0	0	0	3	3	6	0	2	0	1	1	2
7:00	0	2	2	3	0	7	2	0	1	0	1	2
7:15	0	5	0	0	1	0	0	1	3	3	1	2
7:30	1	1	1	1	2	1	1	3	2	1	1	1
7:45	0	0	1	2	0	4	0	1	0	1	0	2
8:00	0	0	0	0	2	2	1	0	1	1	1	1
8:15	0	0	1	1	0	3	0	0	0	0	0	1
8:30	2	1	1	3	1	0	0	0	0	1	1	1
8:45	1	0	0	0	3	0	1	0	2	6	1	1
9:00	2	2	3	2	1	1	3	0	0	0	2	1
9:15	2	2	1	1	1	0	0	0	7	1	2	1
9:30	3	1	0	0	0	0	2	3	3	1	2	1
9:45	0	0	1	1	1	0	1	0	1	0	1	0
10:00	3	1	3	0	2	0	1	0	2	0	2	0
10:15	2	0	0	1	0	1	1	1	2	0	1	1
10:30	0	0	1	0	1	0	2	0	4	0	2	0
10:45	2	1	1	0	0	0	3	0	0	0	1	0
11:00	0	0	3	0	3	0	0	1	2	1	2	0
11:15	0	0	1	0	1	0	1	0	0	0	1	0
11:30	2	0	3	0	0	1	2	0	0	0	1	0
11:45	0	0	3	0	1	0	3	0	1	0	2	0
Totals	29	62	35	68	30	69	33	66	46	63	34	63
Day Total	91		103		99		99		109		97	
AM Pct	31.9%		34.0%		30.3%		33.3%		42.2%		35.1%	
Peak Hour	8:45	16:30	11:00	16:45	5:30	18:15	10:00	14:30	9:15	14:30	8:45	14:30
Peak Volume	8	16	10	15	6	19	7	13	13	13	7	11
P.H.F	0.6667	0.6667	0.8333	0.5357	0.5000	0.6786	0.5833	0.5417	0.4643	0.6500	0.8750	0.6875

AECOM

7:00-8:00 AM	1		4		3		3		6		3	
7:15-8:15 AM	1		2		5		2		6		3	
7:30-8:30 AM	1		3		4		2		3		3	
7:45-8:45 AM	2		3		3		1		1		2	
8:00-9:00 AM	3		2		6		2		3		3	

4:00-5:00 AM		8		11		12		6		7		9
4:15-5:15 AM		12		13		13		6		6		10
4:30-5:30 AM		16		14		4		10		7		10
4:45-5:45 AM		14		15		3		7		10		10
5:00-6:00 AM		12		9		5		8		9		9

Client: AECOM SJ
 File Number: L-20B - NB-IN
 Route: L-20B
 Location: L-20B

Site Ref: L-20B
 Direction: NB-IN

Count Date	10/4/2021		10/5/2021		10/6/2021		10/7/2021		10/8/2021		Average	
Count Time	AM	PM	AM	PM	AM	PM	AM	PM	AM	PM	AM	PM
0:00	0	9	1	9	0	11	0	14	0	14	0	11
0:15	0	10	0	4	0	11	0	10	0	9	0	9
0:30	0	18	0	6	0	10	0	10	0	9	0	11
0:45	0	6	0	12	0	11	0	12	0	11	0	10
1:00	1	6	1	6	1	6	2	9	2	10	1	7
1:15	0	7	0	7	0	9	0	11	0	7	0	8
1:30	0	11	0	2	0	8	0	6	0	5	0	6
1:45	0	5	0	12	0	6	0	12	0	6	0	8
2:00	0	8	0	6	0	3	0	7	0	6	0	6
2:15	0	4	0	6	0	5	0	8	0	9	0	6
2:30	0	9	0	4	0	11	0	8	0	6	0	8
2:45	0	7	0	9	0	1	0	5	0	6	0	6
3:00	0	7	1	13	1	6	1	7	0	4	1	7
3:15	2	7	0	10	0	7	0	9	1	6	1	8
3:30	0	10	2	8	0	9	1	8	1	5	1	8
3:45	2	8	3	10	3	7	1	9	1	6	2	8
4:00	1	8	2	5	3	6	2	6	3	9	2	7
4:15	2	11	5	8	3	5	2	7	2	12	3	9
4:30	2	5	1	7	2	7	3	2	2	8	2	6
4:45	4	10	3	16	4	11	3	17	2	6	3	12
5:00	3	3	5	6	4	4	1	4	4	5	3	4
5:15	8	7	8	13	12	13	10	9	2	6	8	10
5:30	13	9	13	9	9	13	11	5	10	9	11	9
5:45	16	10	19	10	11	10	15	9	19	8	16	9
6:00	20	10	28	10	21	5	22	8	18	9	22	8
6:15	39	14	30	12	40	11	40	8	36	9	37	11
6:30	34	9	31	9	39	12	33	11	32	5	34	9
6:45	30	10	40	4	27	7	29	6	23	6	30	7
7:00	23	5	20	11	32	6	22	5	26	5	25	6
7:15	32	3	35	3	36	8	35	6	25	10	33	6
7:30	31	3	34	6	39	3	33	4	22	4	32	4
7:45	31	4	41	2	33	5	30	8	24	5	32	5
8:00	29	2	31	4	28	4	25	4	31	6	29	4
8:15	46	2	40	3	28	3	40	2	33	3	37	3
8:30	35	3	31	4	33	6	45	4	30	2	35	4
8:45	38	3	42	3	41	1	41	1	43	2	41	2
9:00	43	0	34	3	36	3	25	1	27	2	33	2
9:15	31	1	26	1	26	1	24	1	25	0	26	1
9:30	31	0	35	1	26	0	42	0	29	0	33	0
9:45	30	0	20	0	37	0	17	0	23	0	25	0
10:00	19	0	19	2	18	2	21	1	16	2	19	1
10:15	13	1	22	0	21	0	21	1	15	1	18	1
10:30	14	0	8	0	12	0	18	0	12	0	13	0
10:45	20	0	24	0	10	0	14	0	12	1	16	0
11:00	14	1	13	0	12	0	12	0	11	0	12	0
11:15	11	0	5	0	3	0	3	0	10	0	6	0
11:30	6	0	11	0	10	0	9	0	8	1	9	0
11:45	7	0	8	0	6	0	10	1	10	1	8	0
Totals	681	266	692	276	667	267	663	276	590	256	659	267
Day Total	947		968		934		939		846		926	
AM Pct	71.9%		71.5%		71.4%		70.6%		69.7%		71.2%	
Peak Hour	8:15	12:00	8:15	16:45	7:00	12:00	8:00	12:00	8:00	12:00	8:15	12:00
Peak Volume	162	43	147	44	140	43	151	46	137	43	146	41
P.H.F	0.8804	0.5972	0.8750	0.6875	0.8974	0.9773	0.8389	0.8214	0.7965	0.7679	0.8902	0.9318

AECOM

7:00-8:00 AM	117	130	140	120	97	121
7:15-8:15 AM	123	141	136	123	102	125
7:30-8:30 AM	137	146	128	128	110	130
7:45-8:45 AM	141	143	122	140	118	133
8:00-9:00 AM	148	144	130	151	137	142

4:00-5:00 AM	34	36	29	32	35	33
4:15-5:15 AM	29	37	27	30	31	31
4:30-5:30 AM	25	42	35	32	25	32
4:45-5:45 AM	29	44	41	35	26	35
5:00-6:00 AM	29	38	40	27	28	32

Client: AECOM SJ
 File Number: PS-1A - SB-IN
 Route: PS-1A
 Location: PS-1A

Site Ref: PS-1A
 Direction: SB-IN

Count Date	10/11/2021		10/12/2021		10/13/2021		10/14/2021		10/15/2021		Average	
Count Time	AM	PM	AM	PM	AM	PM	AM	PM	AM	PM	AM	PM
0:00	2	5	2	9	0	10	0	6	0	10	1	8
0:15	0	6	0	13	0	7	0	11	0	19	0	11
0:30	1	19	0	10	0	11	1	7	0	4	0	10
0:45	0	10	2	19	4	13	0	26	0	14	1	16
1:00	0	11	0	3	0	12	0	15	0	7	0	10
1:15	0	11	0	15	0	13	0	16	0	4	0	12
1:30	0	10	2	16	0	16	0	5	0	8	0	11
1:45	2	11	0	14	0	13	0	4	0	7	0	10
2:00	0	20	0	21	0	13	0	10	0	15	0	16
2:15	0	11	3	8	2	14	0	17	0	14	1	13
2:30	5	16	2	6	0	9	3	18	2	14	2	13
2:45	0	6	1	9	2	7	2	12	1	8	1	8
3:00	0	2	0	2	0	0	1	3	3	2	1	2
3:15	2	5	3	4	2	12	3	7	0	9	2	7
3:30	1	10	3	9	3	8	0	4	1	20	2	10
3:45	3	11	2	6	3	8	4	9	5	6	3	8
4:00	0	14	0	14	2	11	0	20	2	7	1	13
4:15	3	12	5	19	10	13	6	14	5	14	6	14
4:30	5	6	7	7	3	7	4	11	6	13	5	9
4:45	3	7	6	9	12	9	10	3	6	9	7	7
5:00	12	3	14	7	11	9	16	11	13	8	13	8
5:15	14	6	8	8	16	3	7	5	8	3	11	5
5:30	17	6	30	4	21	4	19	4	24	8	22	5
5:45	36	5	31	5	30	8	33	11	34	6	33	7
6:00	29	7	22	9	31	7	23	3	25	3	26	6
6:15	34	14	49	8	42	13	51	8	30	8	41	10
6:30	47	3	47	9	55	3	64	7	63	10	55	6
6:45	43	4	48	4	31	4	42	3	31	2	39	3
7:00	13	4	13	20	33	6	14	2	13	2	17	7
7:15	20	3	27	2	19	6	22	0	15	0	21	2
7:30	28	6	28	4	32	6	22	2	12	6	24	5
7:45	36	4	31	2	31	3	10	1	18	2	25	2
8:00	21	0	22	0	17	2	21	5	20	2	20	2
8:15	13	0	19	5	28	0	27	1	17	6	21	2
8:30	13	4	19	2	29	2	20	2	35	6	23	3
8:45	23	5	16	4	25	2	14	4	10	1	18	3
9:00	8	5	18	2	17	9	22	2	12	2	15	4
9:15	25	9	17	9	10	12	14	7	13	0	16	7
9:30	23	7	18	7	14	4	16	5	17	5	18	6
9:45	7	4	20	11	15	8	11	5	13	6	13	7
10:00	13	10	14	8	7	4	19	9	8	9	12	8
10:15	10	8	14	4	16	9	9	9	4	6	11	7
10:30	14	4	10	2	14	4	6	5	14	8	12	5
10:45	8	2	16	3	9	2	11	2	9	2	11	2
11:00	4	0	5	0	9	2	8	0	7	0	7	0
11:15	11	0	7	0	11	0	6	4	6	1	8	1
11:30	7	0	15	0	13	0	10	0	6	3	10	1
11:45	7	0	5	1	9	0	16	0	9	0	9	0
Totals	563	326	621	353	638	338	587	335	517	319	584	332
Day Total	889		974		976		922		836		916	
AM Pct	63.3%		63.8%		65.4%		63.7%		61.8%		63.8%	
Peak Hour	6:00	13:45	6:00	13:15	6:15	13:30	6:00	12:30	5:45	14:00	6:00	13:45
Peak Volume	153	58	166	66	161	56	180	64	152	51	161	52
P.H.F	0.8138	0.7250	0.8469	0.7857	0.7318	0.8750	0.7031	0.6154	0.6032	0.8500	0.7318	0.8125

AECOM

7:00-8:00 AM	97		99		115		68		58		87	
7:15-8:15 AM	105		108		99		75		65		90	
7:30-8:30 AM	98		100		108		80		67		91	
7:45-8:45 AM	83		91		105		78		90		89	
8:00-9:00 AM	70		76		99		82		82		82	

4:00-5:00 AM		39		49		40		48		43		44
4:15-5:15 AM		28		42		38		39		44		38
4:30-5:30 AM		22		31		28		30		33		29
4:45-5:45 AM		22		28		25		23		28		25
5:00-6:00 AM		20		24		24		31		25		25

Client: AECOM SJ
 File Number: PS-1A - NB-OUT
 Route: PS-1A
 Location: PS-1A

Site Ref: PS-1A
 Direction: NB-OUT

Count Date	10/11/2021		10/12/2021		10/13/2021		10/14/2021		10/15/2021		Average	
Count Time	AM	PM	AM	PM	AM	PM	AM	PM	AM	PM	AM	PM
0:00	11	6	0	21	2	16	5	7	6	11	5	12
0:15	2	16	3	12	4	13	5	19	2	10	3	14
0:30	1	12	2	7	4	14	0	10	4	19	2	12
0:45	2	10	4	5	1	6	2	9	2	24	2	11
1:00	2	11	16	19	13	9	19	3	13	12	13	11
1:15	3	7	9	16	4	12	6	15	10	16	6	13
1:30	2	16	2	11	1	19	1	17	2	17	2	16
1:45	0	7	1	18	0	18	0	32	1	12	0	17
2:00	2	24	3	21	2	12	2	17	2	15	2	18
2:15	0	15	2	10	1	16	0	15	2	6	1	12
2:30	2	33	0	32	2	32	2	27	0	25	1	30
2:45	0	29	1	12	2	13	0	30	0	8	1	18
3:00	2	26	0	24	2	29	0	27	0	18	1	25
3:15	0	30	0	32	4	29	2	38	0	18	1	29
3:30	0	26	2	46	2	35	0	31	0	28	1	33
3:45	1	28	0	37	0	24	0	44	0	33	0	33
4:00	3	34	4	23	0	20	4	24	0	33	2	27
4:15	3	12	0	26	2	27	2	32	0	25	1	24
4:30	5	39	5	31	9	19	6	24	8	16	7	26
4:45	1	17	6	14	7	23	4	20	2	18	4	18
5:00	1	19	4	38	2	33	0	32	0	28	1	30
5:15	1	19	0	37	2	22	0	30	0	28	1	27
5:30	0	32	0	30	0	31	0	25	0	25	0	29
5:45	4	21	2	20	3	20	1	12	2	25	2	20
6:00	4	9	1	26	2	22	2	19	5	10	3	17
6:15	4	27	6	25	8	15	7	20	6	17	6	21
6:30	4	12	2	6	0	28	2	30	0	12	2	18
6:45	7	10	13	23	24	21	6	29	14	13	13	19
7:00	18	18	17	23	21	19	25	13	14	14	19	17
7:15	16	19	9	15	15	22	13	18	15	8	14	16
7:30	14	16	15	19	22	22	11	11	15	13	15	16
7:45	9	23	13	13	9	5	13	28	3	18	9	17
8:00	9	5	9	2	3	13	3	11	6	6	6	7
8:15	0	4	6	11	2	5	2	8	8	7	4	7
8:30	7	6	4	6	4	5	7	6	6	12	6	7
8:45	6	4	4	10	11	3	4	2	8	4	7	5
9:00	4	9	5	8	2	6	0	6	8	10	4	8
9:15	2	4	2	7	2	8	2	5	2	9	2	7
9:30	2	4	6	6	4	9	4	7	9	5	5	6
9:45	6	4	11	2	6	5	6	4	4	5	7	4
10:00	2	2	5	5	0	8	6	7	10	3	5	5
10:15	2	8	4	4	14	4	7	4	4	2	6	4
10:30	19	7	7	6	12	4	4	7	2	5	9	6
10:45	12	6	4	3	4	3	2	5	4	5	5	4
11:00	9	5	16	9	5	13	11	7	11	10	10	9
11:15	5	13	9	6	13	14	5	8	6	9	8	10
11:30	13	9	13	9	9	13	9	12	7	11	10	11
11:45	12	4	11	1	9	3	17	8	14	2	13	4
Totals	234	717	258	787	270	762	229	815	237	680	247	750
Day Total	951		1045		1032		1044		917		997	
AM Pct	24.6%		24.7%		26.2%		21.9%		25.8%		24.8%	
Peak Hour	7:00	14:30	6:45	15:00	6:45	15:00	7:00	15:00	6:45	15:30	6:45	15:15
Peak Volume	57	118	54	139	82	117	62	140	58	119	61	122
P.H.F	0.7917	0.8939	0.7941	0.7554	0.8542	0.8357	0.6200	0.7955	0.9667	0.9015	0.8026	0.9242

AECOM												
7:00-8:00 AM	57		54		67		62		47		57	
7:15-8:15 AM	48		46		49		40		39		44	
7:30-8:30 AM	32		43		36		29		32		34	
7:45-8:45 AM	25		32		18		25		23		25	
8:00-9:00 AM	22		23		20		16		28		22	

4:00-5:00 AM		102		94		89		100		92		95
4:15-5:15 AM		87		109		102		108		87		99
4:30-5:30 AM		94		120		97		106		90		101
4:45-5:45 AM		87		119		109		107		99		104
5:00-6:00 AM		91		125		106		99		106		105

Client: AECOM SJ
 File Number: PS-1B - NB-IN
 Route: PS-1B
 Location: PS-1B

Site Ref: PS-1B
 Direction: NB-IN

Count Date	10/11/2021		10/12/2021		10/13/2021		10/14/2021		10/15/2021		Average	
Count Time	AM	PM	AM	PM	AM	PM	AM	PM	AM	PM	AM	PM
0:00	1	4	0	8	0	13	0	4	0	8	0	7
0:15	0	10	0	10	0	5	1	11	0	3	0	8
0:30	0	7	0	3	0	4	0	5	0	5	0	5
0:45	0	9	0	7	2	5	1	10	0	1	1	6
1:00	0	2	0	9	0	8	0	5	0	5	0	6
1:15	0	3	1	7	0	15	0	8	0	6	0	8
1:30	0	13	0	9	0	6	1	8	0	9	0	9
1:45	0	8	0	6	0	7	0	9	1	4	0	7
2:00	0	10	0	13	0	4	0	8	0	8	0	9
2:15	0	6	0	3	0	7	0	10	1	7	0	7
2:30	0	6	0	4	0	8	0	10	1	7	0	7
2:45	0	5	0	7	0	6	0	2	0	5	0	5
3:00	1	5	0	8	0	6	0	2	0	9	0	6
3:15	0	3	0	9	0	1	0	8	0	7	0	6
3:30	1	9	1	5	0	11	0	2	0	7	0	7
3:45	1	6	4	10	2	10	4	9	2	4	3	8
4:00	3	5	1	2	2	10	5	3	2	8	3	6
4:15	1	7	3	5	1	8	0	4	1	5	1	6
4:30	3	4	2	2	3	7	1	4	3	3	2	4
4:45	0	8	1	4	4	5	2	5	2	3	2	5
5:00	5	3	4	5	4	4	5	3	6	9	5	5
5:15	3	1	6	5	3	4	3	12	4	6	4	6
5:30	10	2	10	4	14	5	9	5	5	1	10	3
5:45	14	6	19	8	12	8	18	9	17	2	16	7
6:00	15	4	12	8	14	5	13	5	13	8	13	6
6:15	20	9	31	6	28	9	33	4	23	7	27	7
6:30	20	3	26	1	22	3	24	5	17	4	22	3
6:45	16	3	18	6	21	5	25	2	16	3	19	4
7:00	11	4	16	7	18	3	15	1	14	2	15	3
7:15	17	2	18	3	20	3	15	3	11	2	16	3
7:30	12	2	17	3	19	2	17	5	12	6	15	4
7:45	21	2	27	2	10	0	18	0	11	1	17	1
8:00	12	1	11	1	12	2	10	2	11	2	11	2
8:15	7	0	9	1	6	1	17	1	11	1	10	1
8:30	6	0	14	3	9	2	14	4	11	0	11	2
8:45	6	1	5	2	15	1	6	2	10	0	8	1
9:00	7	3	9	3	7	1	19	0	10	1	10	2
9:15	8	0	9	1	9	1	9	0	8	0	9	0
9:30	5	3	14	1	18	2	10	1	14	0	12	1
9:45	8	1	9	5	10	0	6	0	8	1	8	1
10:00	10	3	10	2	7	1	8	3	12	1	9	2
10:15	9	4	11	2	8	2	7	2	3	1	8	2
10:30	9	2	10	3	7	3	6	0	7	0	8	2
10:45	5	0	8	1	12	0	7	2	7	2	8	1
11:00	7	0	11	0	8	0	7	0	6	0	8	0
11:15	4	0	3	1	11	0	7	5	8	1	7	1
11:30	13	0	6	0	10	0	6	1	8	1	9	0
11:45	6	0	8	1	7	3	8	1	9	0	8	1
Totals	297	189	364	216	355	216	357	205	305	176	335	203
Day Total	486		580		571		562		481		538	
AM Pct	61.1%		62.8%		62.2%		63.5%		63.4%		62.3%	
Peak Hour	6:00	13:30	6:15	13:15	6:15	15:30	6:15	13:45	5:45	13:30	6:15	13:15
Peak Volume	71	37	91	35	89	39	97	37	70	28	83	33
P.H.F	0.8875	0.7115	0.7339	0.6731	0.7946	0.8864	0.7348	0.9250	0.7609	0.7778	0.7685	0.9167

AECOM

7:00-8:00 AM	61	78	67	65	48	64
7:15-8:15 AM	62	73	61	60	45	60
7:30-8:30 AM	52	64	47	62	45	54
7:45-8:45 AM	46	61	37	59	44	49
8:00-9:00 AM	31	39	42	47	43	40

4:00-5:00 AM	24	13	30	16	19	20
4:15-5:15 AM	22	16	24	16	20	20
4:30-5:30 AM	16	16	20	24	21	19
4:45-5:45 AM	14	18	18	25	19	19
5:00-6:00 AM	12	22	21	29	18	20

Client: AECOM SJ
 File Number: PS-1B - SB-OUT
 Route: PS-1B
 Location: PS-1B

Site Ref: PS-1B
 Direction: SB-OUT

Count Date	10/11/2021		10/12/2021		10/13/2021		10/14/2021		10/15/2021		Average	
Count Time	AM	PM	AM	PM	AM	PM	AM	PM	AM	PM	AM	PM
0:00	4	4	1	8	3	7	2	7	0	7	2	7
0:15	3	1	2	4	1	3	0	6	0	6	1	4
0:30	0	10	0	3	2	7	2	8	2	7	1	7
0:45	1	6	0	9	1	4	0	5	0	10	0	7
1:00	0	3	0	13	1	6	3	6	0	12	1	8
1:15	0	3	1	7	3	13	3	3	2	5	2	6
1:30	0	8	1	4	0	16	0	6	1	4	0	8
1:45	0	6	1	8	1	10	2	13	0	5	1	8
2:00	1	10	1	13	0	14	0	19	0	16	0	14
2:15	0	3	1	9	0	12	0	13	1	10	0	9
2:30	0	11	0	15	0	12	0	9	0	11	0	12
2:45	1	8	1	5	1	9	0	9	0	10	1	8
3:00	1	17	0	13	0	8	0	13	0	10	0	12
3:15	0	18	0	27	0	21	0	15	0	12	0	19
3:30	1	10	0	17	0	8	0	11	0	10	0	11
3:45	0	13	0	11	0	16	1	14	0	10	0	13
4:00	0	5	2	10	0	9	0	11	0	11	0	9
4:15	0	10	1	14	1	15	3	13	2	10	1	12
4:30	2	8	2	8	2	13	1	14	0	7	1	10
4:45	0	14	1	18	1	7	1	14	1	12	1	13
5:00	0	15	2	14	0	22	0	13	1	15	1	16
5:15	0	15	0	10	1	18	0	13	0	14	0	14
5:30	0	15	2	19	1	20	0	6	1	12	1	14
5:45	1	9	1	11	1	11	2	12	1	5	1	10
6:00	1	10	4	13	2	13	3	7	3	13	3	11
6:15	4	10	5	17	3	17	1	9	0	9	3	12
6:30	1	6	3	8	0	12	1	14	0	8	1	10
6:45	2	15	4	15	3	8	2	17	3	12	3	13
7:00	3	6	3	9	5	8	3	4	9	7	5	7
7:15	5	9	9	7	8	8	12	9	4	1	8	7
7:30	2	6	9	9	7	8	4	7	7	10	6	8
7:45	4	4	5	8	2	2	2	8	1	1	3	5
8:00	3	3	4	8	2	5	2	6	2	6	3	6
8:15	0	4	2	5	2	2	5	8	1	2	2	4
8:30	1	0	5	6	0	2	1	5	0	5	1	4
8:45	0	5	1	5	2	3	1	4	2	6	1	5
9:00	3	3	5	3	2	2	4	2	2	2	3	2
9:15	1	3	2	4	3	0	4	3	3	4	3	3
9:30	2	1	4	3	3	4	0	0	2	0	2	2
9:45	2	1	2	3	4	1	3	5	3	3	3	3
10:00	3	1	4	1	5	1	1	1	2	0	3	1
10:15	3	1	4	1	6	2	4	2	1	0	4	1
10:30	4	2	5	2	6	3	1	1	1	2	3	2
10:45	3	3	7	0	4	2	3	2	2	1	4	2
11:00	4	2	8	0	6	2	7	1	4	2	6	1
11:15	6	1	3	4	2	5	2	7	6	3	4	4
11:30	6	0	3	1	6	1	8	2	3	1	5	1
11:45	7	3	6	1	6	3	4	2	3	0	5	2
Totals	85	321	127	403	109	395	98	379	76	329	99	367
Day Total	406		530		504		477		405		466	
AM Pct	20.9%		24.0%		21.6%		20.5%		18.8%		21.2%	
Peak Hour	11:00	16:45	7:15	15:00	6:45	17:00	6:45	13:45	6:45	16:45	6:45	16:45
Peak Volume	23	59	27	68	23	71	21	54	23	53	22	57
P.H.F	0.8214	0.9833	0.7500	0.6296	0.7188	0.8068	0.4375	0.7105	0.6389	0.8833	0.6875	0.8906

AECOM

7:00-8:00 AM	14		26		22		21		21		21	
7:15-8:15 AM	14		27		19		20		14		19	
7:30-8:30 AM	9		20		13		13		11		13	
7:45-8:45 AM	8		16		6		10		4		9	
8:00-9:00 AM	4		12		6		9		5		7	
4:00-5:00 AM		37		50		44		52		40		45
4:15-5:15 AM		47		54		57		54		44		51
4:30-5:30 AM		52		50		60		54		48		53
4:45-5:45 AM		59		61		67		46		53		57
5:00-6:00 AM		54		54		71		44		46		54

Client: AECOM SJ
 File Number: PS-5A - SB-IN
 Route: PS-5A
 Location: PS-5A

Site Ref: PS-5A
 Direction: SB-IN

Count Date	10/11/2021		10/12/2021		10/13/2021		10/14/2021		10/15/2021		Average	
Count Time	AM	PM	AM	PM	AM	PM	AM	PM	AM	PM	AM	PM
0:00	0	4	0	6	0	2	0	7	0	6	0	5
0:15	0	11	0	4	1	5	0	6	1	2	0	6
0:30	0	3	0	3	0	4	0	6	0	8	0	5
0:45	0	6	0	3	1	5	0	4	0	2	0	4
1:00	0	4	0	1	0	2	0	5	0	2	0	3
1:15	0	1	0	5	0	3	0	3	0	1	0	3
1:30	0	4	0	3	0	1	1	6	0	3	0	3
1:45	0	3	0	3	0	3	0	4	0	1	0	3
2:00	0	2	0	4	1	2	0	5	0	2	0	3
2:15	0	3	0	6	0	1	0	0	1	4	0	3
2:30	0	6	0	4	0	7	1	4	0	3	0	5
2:45	0	6	0	5	0	3	0	1	0	2	0	3
3:00	0	0	0	3	0	5	0	0	1	2	0	2
3:15	0	2	0	2	0	0	0	3	0	0	0	1
3:30	2	0	0	3	2	1	2	1	2	0	2	1
3:45	1	2	1	1	1	2	0	1	2	0	1	1
4:00	1	1	0	1	0	3	0	0	0	2	0	1
4:15	1	0	4	2	1	5	3	1	3	2	2	2
4:30	6	1	4	1	4	0	3	2	3	4	4	2
4:45	2	1	1	2	4	1	1	2	3	3	2	2
5:00	2	0	2	0	1	2	1	3	1	6	1	2
5:15	3	0	3	1	4	6	1	2	2	1	3	2
5:30	9	3	12	3	12	0	11	4	15	1	12	2
5:45	19	1	23	3	18	2	19	2	18	2	19	2
6:00	31	3	38	2	32	2	39	2	31	0	34	2
6:15	45	2	45	4	43	3	41	1	37	0	42	2
6:30	46	0	54	1	61	1	45	2	48	1	51	1
6:45	32	1	43	0	30	0	46	0	34	0	37	0
7:00	32	2	40	1	44	2	35	0	41	1	38	1
7:15	46	1	49	0	39	0	47	3	38	0	44	1
7:30	37	2	48	0	41	1	38	0	33	1	39	1
7:45	50	0	43	1	44	0	45	2	35	0	43	1
8:00	41	0	49	0	43	0	39	0	44	1	43	0
8:15	44	0	40	0	32	0	43	1	47	1	41	0
8:30	20	0	33	0	39	0	43	1	36	0	34	0
8:45	59	1	50	1	30	0	39	0	35	0	43	0
9:00	26	1	40	0	31	0	41	0	34	0	34	0
9:15	32	0	31	0	40	2	25	1	31	0	32	1
9:30	23	0	31	0	20	0	34	0	22	0	26	0
9:45	25	1	13	0	33	1	25	1	20	0	23	1
10:00	27	0	30	1	24	0	23	0	21	0	25	0
10:15	21	1	25	0	10	0	20	2	12	0	18	1
10:30	11	0	19	0	17	0	18	1	19	0	17	0
10:45	16	1	8	0	15	0	8	1	17	1	13	1
11:00	9	0	2	0	9	0	10	0	8	0	8	0
11:15	9	0	2	0	8	0	10	0	9	0	8	0
11:30	8	0	4	0	5	0	5	1	6	1	6	0
11:45	4	0	6	0	4	0	4	2	4	0	4	0
Totals	740	80	793	80	744	77	766	93	714	66	749	79
Day Total	820		873		821		859		780		828	
AM Pct	90.2%		90.8%		90.6%		89.2%		91.5%		90.5%	
Peak Hour	7:15	12:00	7:15	14:00	6:15	12:00	6:30	12:00	7:45	12:00	6:30	12:00
Peak Volume	174	24	189	19	178	16	173	23	162	18	170	20
P.H.F	0.8700	0.5455	0.9643	0.7917	0.7295	0.8000	0.9202	0.8214	0.8617	0.5625	0.8333	0.8333

AECOM												
7:00-8:00 AM	165		180		168		165		147		165	
7:15-8:15 AM	174		189		167		169		150		170	
7:30-8:30 AM	172		180		160		165		159		167	
7:45-8:45 AM	155		165		158		170		162		162	
8:00-9:00 AM	164		172		144		164		162		161	

4:00-5:00 AM		3		6		9		5		11		7
4:15-5:15 AM		2		5		8		8		15		8
4:30-5:30 AM		2		4		9		9		14		8
4:45-5:45 AM		4		6		9		11		11		8
5:00-6:00 AM		4		7		10		11		10		8

Client: AECOM SJ
 File Number: PS-5A - NB-OUT
 Route: PS-5A
 Location: PS-5A

Site Ref: PS-5A
 Direction: NB-OUT

Count Date	10/11/2021		10/12/2021		10/13/2021		10/14/2021		10/15/2021		Average	
Count Time	AM	PM	AM	PM	AM	PM	AM	PM	AM	PM	AM	PM
0:00	0	6	1	8	0	7	0	6	1	6	0	7
0:15	0	7	1	5	1	6	0	6	0	5	0	6
0:30	1	7	0	5	1	5	0	7	0	8	0	6
0:45	0	1	2	9	2	5	0	6	0	10	1	6
1:00	0	5	1	6	1	7	0	6	1	5	1	6
1:15	0	10	0	11	0	6	0	7	1	5	0	8
1:30	0	5	1	3	0	7	1	5	1	2	1	4
1:45	0	5	0	3	0	7	0	4	0	8	0	5
2:00	0	10	0	10	1	9	0	8	0	7	0	9
2:15	0	16	1	7	1	6	0	7	2	5	1	8
2:30	0	7	0	12	0	15	1	13	0	16	0	13
2:45	0	7	0	14	0	12	0	17	0	10	0	12
3:00	0	17	0	17	0	27	0	14	0	11	0	17
3:15	0	18	0	20	0	16	0	23	0	21	0	20
3:30	1	20	1	24	0	28	0	24	0	25	0	24
3:45	0	32	0	30	0	27	0	27	0	25	0	28
4:00	0	28	0	30	0	34	0	33	0	20	0	29
4:15	0	38	0	41	0	32	0	47	0	40	0	40
4:30	0	42	0	34	0	52	0	43	0	41	0	42
4:45	0	45	0	48	0	42	0	28	0	31	0	39
5:00	0	60	1	49	0	43	0	49	0	32	0	47
5:15	0	45	0	61	0	58	0	44	0	48	0	51
5:30	1	46	0	37	1	56	1	49	1	39	1	45
5:45	0	34	1	48	1	38	0	44	0	35	0	40
6:00	0	31	2	42	1	28	0	37	0	31	1	34
6:15	1	28	1	33	2	39	2	34	1	28	1	32
6:30	3	22	1	23	1	27	2	26	0	25	1	25
6:45	2	18	2	19	0	22	2	11	2	25	2	19
7:00	3	29	1	20	0	12	1	28	1	24	1	23
7:15	0	19	1	22	1	28	3	12	5	17	2	20
7:30	0	30	0	25	0	23	4	22	0	27	1	25
7:45	3	14	1	11	1	19	0	15	0	11	1	14
8:00	1	12	0	13	0	18	0	9	1	12	0	13
8:15	1	12	1	4	0	9	0	11	1	14	1	10
8:30	1	7	1	10	0	5	2	13	1	4	1	8
8:45	4	3	4	5	2	4	1	7	4	7	3	5
9:00	1	5	2	4	1	2	1	7	1	3	1	4
9:15	2	4	2	3	2	7	2	7	0	1	2	4
9:30	1	1	3	1	7	1	3	4	1	3	3	2
9:45	2	7	2	2	1	0	2	4	1	4	2	3
10:00	7	0	2	5	5	3	1	6	2	1	3	3
10:15	2	3	6	3	3	3	2	2	1	0	3	2
10:30	3	1	11	1	5	3	4	3	0	3	5	2
10:45	1	4	6	0	6	2	4	3	1	2	4	2
11:00	3	2	10	0	5	2	3	1	5	1	5	1
11:15	2	1	11	0	5	1	2	2	1	3	4	1
11:30	3	4	4	1	7	0	5	2	3	4	4	2
11:45	3	3	10	1	5	0	8	2	2	3	6	2
Totals	52	771	94	780	69	803	57	785	41	708	62	768
Day Total	823		874		872		842		749		830	
AM Pct	6.3%		10.8%		7.9%		6.8%		5.5%		7.5%	
Peak Hour	9:45	16:45	10:30	16:45	10:45	16:45	11:00	17:00	11:00	17:00	11:00	17:00
Peak Volume	14	196	38	195	23	199	18	186	11	154	19	183
P.H.F	0.5000	0.8167	0.8636	0.7992	0.8214	0.8578	0.5625	0.9490	0.5500	0.8021	0.7917	0.8971

AECOM												
7:00-8:00 AM	6		3		2		8		6		5	
7:15-8:15 AM	4		2		2		7		6		4	
7:30-8:30 AM	5		2		1		4		2		3	
7:45-8:45 AM	6		3		1		2		3		3	
8:00-9:00 AM	7		6		2		3		7		5	

4:00-5:00 AM		153		153		160		151		132		150
4:15-5:15 AM		185		172		169		167		144		167
4:30-5:30 AM		192		192		195		164		152		179
4:45-5:45 AM		196		195		199		170		150		182
5:00-6:00 AM		185		195		195		186		154		183

Client: AECOM SJ
 File Number: PS-5B - SB-IN
 Route: PS-5B
 Location: PS-5B

Site Ref: PS-5B
 Direction: SB-IN

Count Date	10/11/2021		10/12/2021		10/13/2021		10/14/2021		10/15/2021		Average	
Count Time	AM	PM	AM	PM	AM	PM	AM	PM	AM	PM	AM	PM
0:00	0	2	2	5	0	5	0	3	0	1	0	3
0:15	0	4	0	4	1	5	0	1	0	3	0	3
0:30	0	5	0	5	0	4	0	2	0	1	0	3
0:45	0	1	0	5	0	3	0	2	0	4	0	3
1:00	0	2	0	1	0	1	0	2	0	3	0	2
1:15	0	3	0	6	0	4	0	6	0	5	0	5
1:30	0	5	1	1	0	3	1	2	0	2	0	3
1:45	0	0	0	2	0	2	0	3	0	2	0	2
2:00	1	1	0	0	0	1	0	0	0	2	0	1
2:15	1	5	2	2	1	3	1	2	1	2	1	3
2:30	0	3	0	2	0	1	0	3	0	3	0	2
2:45	1	1	1	1	1	3	1	1	1	1	1	1
3:00	0	0	0	1	0	0	0	1	0	2	0	1
3:15	0	3	0	2	1	1	0	2	0	4	0	2
3:30	0	2	0	0	0	0	0	1	1	0	0	1
3:45	0	1	0	1	0	2	0	0	0	0	0	1
4:00	0	1	1	3	0	1	0	2	0	1	0	2
4:15	3	1	2	2	2	0	2	1	2	1	2	1
4:30	0	1	2	2	1	1	1	1	2	5	1	2
4:45	5	0	3	1	2	1	2	0	3	2	1	1
5:00	1	1	0	3	0	2	0	5	1	1	0	2
5:15	4	0	3	1	3	2	2	1	2	1	3	1
5:30	3	3	4	2	4	4	5	2	6	3	4	3
5:45	4	0	3	0	6	2	2	1	2	1	3	1
6:00	6	0	9	1	4	0	6	1	9	0	7	0
6:15	16	0	11	0	15	3	5	0	10	0	11	1
6:30	12	0	13	0	10	2	15	2	6	0	11	1
6:45	7	0	12	0	6	0	8	0	6	0	8	0
7:00	6	1	6	0	6	0	9	1	2	0	6	0
7:15	8	1	7	1	6	1	9	1	9	1	8	1
7:30	6	0	6	1	8	1	9	1	10	0	8	1
7:45	8	0	4	1	6	0	3	1	3	1	5	1
8:00	8	0	7	0	9	0	7	0	3	1	7	0
8:15	12	0	12	0	9	0	11	0	9	0	11	0
8:30	14	0	9	0	15	0	13	0	14	1	13	0
8:45	7	0	14	0	18	1	11	1	8	0	12	0
9:00	9	0	10	0	12	0	11	0	6	0	10	0
9:15	7	0	3	0	8	0	5	1	5	0	6	0
9:30	12	0	15	0	6	0	9	1	9	0	10	0
9:45	6	0	13	0	5	0	7	1	8	0	8	0
10:00	7	0	5	1	5	1	4	1	6	0	5	1
10:15	3	0	3	0	6	1	5	0	7	0	5	0
10:30	7	0	5	0	8	0	5	1	5	2	6	1
10:45	2	1	6	0	4	0	5	0	4	0	4	0
11:00	1	1	5	1	2	1	7	0	1	0	3	1
11:15	2	1	4	0	8	0	2	1	2	0	4	0
11:30	8	1	3	1	4	1	2	0	9	0	5	1
11:45	5	2	9	0	3	0	1	0	0	0	4	0
Totals	202	53	215	59	205	63	186	58	169	57	194	58
Day Total	255		274		268		244		226		252	
AM Pct	79.2%		78.5%		76.5%		76.2%		74.8%		77.0%	
Peak Hour	7:45	12:00	6:00	12:00	8:15	12:00	8:15	13:00	8:15	12:45	8:15	12:30
Peak Volume	42	12	45	19	54	17	46	13	37	14	46	13
P.H.F	0.7500	0.6000	0.8654	0.9500	0.7500	0.8500	0.8846	0.5417	0.6607	0.7000	0.8846	0.6500

AECOM												
7:00-8:00 AM	28		23		26		30		24		26	
7:15-8:15 AM	30		24		29		28		25		27	
7:30-8:30 AM	34		29		32		30		25		30	
7:45-8:45 AM	42		32		39		34		29		35	
8:00-9:00 AM	41		42		51		42		34		42	

4:00-5:00 AM		3		8		3		4		10		6
4:15-5:15 AM		3		8		4		7		10		6
4:30-5:30 AM		2		7		6		7		10		6
4:45-5:45 AM		4		7		9		8		8		7
5:00-6:00 AM		4		6		10		9		6		7

Client: AECOM SJ
 File Number: PS-5B - NB-OUT
 Route: PS-5B
 Location: PS-5B

Site Ref: PS-5B
 Direction: NB-OUT

Count Date	10/11/2021		10/12/2021		10/13/2021		10/14/2021		10/15/2021		Average	
Count Time	AM	PM	AM	PM	AM	PM	AM	PM	AM	PM	AM	PM
0:00	0	1	2	0	0	0	0	2	0	2	0	1
0:15	0	0	0	3	1	2	1	0	0	0	0	1
0:30	0	1	0	2	0	2	1	5	0	2	0	2
0:45	0	2	0	2	0	0	0	1	0	0	0	1
1:00	0	0	0	2	0	1	0	2	0	0	0	1
1:15	0	1	0	2	0	3	0	0	0	1	0	1
1:30	0	1	0	1	0	0	1	0	0	1	0	1
1:45	0	4	0	2	0	2	0	1	0	4	0	3
2:00	0	1	0	2	0	0	0	2	0	5	0	2
2:15	0	2	0	3	1	1	0	0	0	1	0	1
2:30	1	4	0	4	1	1	0	3	0	5	0	3
2:45	0	2	0	1	0	2	0	1	0	4	0	2
3:00	0	1	0	1	0	1	0	1	0	2	0	1
3:15	0	4	0	4	1	5	0	8	0	3	0	5
3:30	0	5	0	3	0	3	1	4	0	2	0	3
3:45	0	2	0	3	0	4	0	5	1	5	0	4
4:00	0	2	0	6	0	1	0	5	0	1	0	3
4:15	0	1	1	4	0	5	0	2	0	1	0	3
4:30	0	3	2	3	1	5	1	0	1	8	1	4
4:45	0	5	0	1	0	10	0	4	0	4	0	5
5:00	0	3	0	3	0	4	0	4	0	6	0	4
5:15	1	3	0	4	0	3	0	7	0	7	0	5
5:30	0	1	0	6	0	3	0	10	1	3	0	5
5:45	2	6	2	4	1	4	2	6	2	6	2	5
6:00	0	6	0	3	0	1	1	6	0	2	0	4
6:15	2	8	1	5	1	4	3	2	1	3	2	4
6:30	0	4	0	4	1	3	0	1	0	2	0	3
6:45	1	2	0	5	0	2	0	3	0	4	0	3
7:00	1	10	0	5	0	4	0	5	0	6	0	6
7:15	0	2	0	6	0	8	0	3	1	7	0	5
7:30	0	1	0	5	1	3	0	3	0	0	0	2
7:45	1	2	1	4	1	2	1	2	0	2	1	2
8:00	2	3	0	5	0	1	1	1	0	2	1	2
8:15	0	0	1	1	2	0	0	0	0	3	1	1
8:30	0	0	1	0	0	1	1	2	1	1	1	1
8:45	1	0	1	0	1	0	0	1	0	0	1	0
9:00	1	1	0	0	1	1	0	0	0	0	0	0
9:15	0	1	0	1	3	2	1	2	1	1	1	1
9:30	0	0	2	0	0	0	0	0	1	0	1	0
9:45	1	0	0	0	0	0	1	2	3	0	1	0
10:00	1	1	1	1	1	2	0	1	0	0	1	1
10:15	0	1	1	2	1	2	0	1	0	1	0	1
10:30	2	0	0	0	0	0	1	0	0	2	1	0
10:45	0	0	1	0	1	0	1	0	0	1	1	0
11:00	1	1	1	1	1	0	1	0	1	1	1	1
11:15	0	0	1	0	3	0	0	4	0	0	1	1
11:30	1	0	2	2	2	0	0	0	2	0	1	0
11:45	1	1	2	0	1	1	1	0	1	1	1	1
Totals	20	99	23	116	27	99	20	112	17	112	20	105
Day Total	119		139		126		132		129		125	
AM Pct	16.8%		16.5%		21.4%		15.2%		13.2%		16.0%	
Peak Hour	5:30	17:45	11:00	18:45	10:45	16:15	5:30	17:15	9:00	16:30	5:30	16:45
Peak Volume	4	24	6	21	7	24	6	29	5	25	4	19
P.H.F	0.5000	0.7500	0.7500	0.8750	0.5833	0.6000	0.5000	0.7250	0.4167	0.7813	0.5000	0.9500

AECOM												
7:00-8:00 AM	2		1		2		1		1		1	
7:15-8:15 AM	3		1		2		2		1		2	
7:30-8:30 AM	3		2		4		2		0		2	
7:45-8:45 AM	3		3		3		3		1		3	
8:00-9:00 AM	3		3		3		2		1		2	
4:00-5:00 AM		11		14		21		11		14		14
4:15-5:15 AM		12		11		24		10		19		15
4:30-5:30 AM		14		11		22		15		25		17
4:45-5:45 AM		12		14		20		25		20		18
5:00-6:00 AM		13		17		14		27		22		19

Client: AECOM SJ
 File Number: L-1A - NB-IN
 Route: L-1A
 Location: L-1A

Site Ref: L-1A
 Direction: NB-IN

Count Date	10/11/2021		10/12/2021		10/13/2021		10/14/2021		10/15/2021		Average	
Count Time	AM	PM	AM	PM	AM	PM	AM	PM	AM	PM	AM	PM
0:00	0	2	0	15	0	12	2	2	0	2	0	7
0:15	0	11	2	8	4	7	0	3	0	4	1	7
0:30	0	9	0	2	2	4	2	7	2	6	1	6
0:45	0	6	0	6	0	4	0	7	0	8	0	6
1:00	0	4	0	13	0	10	0	2	0	6	0	7
1:15	0	2	0	4	0	3	0	0	0	4	0	3
1:30	0	2	2	11	0	6	0	8	2	11	1	8
1:45	0	6	0	10	0	12	0	12	0	8	0	10
2:00	0	4	0	6	0	8	0	10	0	8	0	7
2:15	0	7	0	4	0	4	0	4	0	2	0	4
2:30	4	0	0	2	0	5	0	4	0	2	1	3
2:45	0	2	0	5	0	2	0	4	0	6	0	4
3:00	0	2	2	8	4	7	2	2	0	9	2	6
3:15	2	10	0	2	4	4	4	4	3	2	3	4
3:30	5	2	6	4	6	6	0	3	3	4	4	4
3:45	6	4	2	2	1	13	4	3	3	7	3	6
4:00	6	3	6	4	0	2	2	0	8	4	4	3
4:15	7	2	2	0	17	2	6	2	10	3	8	2
4:30	14	2	17	0	13	4	16	3	11	3	14	2
4:45	15	9	9	10	7	2	17	2	13	5	12	6
5:00	16	4	22	2	21	0	20	4	22	4	20	3
5:15	22	0	21	9	26	0	22	6	17	2	22	3
5:30	25	7	33	2	46	6	43	0	37	2	37	3
5:45	62	1	66	4	89	2	72	2	73	5	72	3
6:00	117	0	95	2	117	6	109	0	117	0	111	2
6:15	167	1	187	2	188	0	164	5	171	2	175	2
6:30	258	2	221	0	248	3	218	6	240	6	237	3
6:45	86	2	80	3	122	2	126	2	117	0	106	2
7:00	66	3	87	0	74	2	74	2	85	2	77	2
7:15	90	3	91	0	115	2	103	0	80	2	96	1
7:30	82	4	121	2	102	4	108	0	110	0	105	2
7:45	76	0	79	2	82	8	72	2	52	14	72	5
8:00	59	3	72	2	72	0	65	0	57	0	65	1
8:15	46	0	39	0	49	0	39	0	79	0	50	0
8:30	36	0	32	2	53	0	58	2	39	0	44	1
8:45	28	0	31	0	38	0	33	0	26	0	31	0
9:00	16	0	24	0	15	2	29	0	16	4	20	1
9:15	18	0	17	0	30	0	15	0	15	0	19	0
9:30	27	2	21	0	22	5	11	2	22	0	21	2
9:45	18	2	33	0	20	3	18	3	12	2	20	2
10:00	11	0	17	4	31	0	10	0	8	0	15	1
10:15	10	0	18	0	24	0	12	0	12	0	15	0
10:30	8	0	15	0	22	2	7	2	5	0	11	1
10:45	14	0	14	0	13	0	15	0	7	0	13	0
11:00	11	0	11	5	10	0	6	2	13	0	10	1
11:15	12	0	15	0	12	0	4	0	4	0	9	0
11:30	4	0	6	2	12	0	9	3	4	0	7	1
11:45	7	2	6	2	10	0	16	0	8	3	9	1
Totals	1451	125	1522	161	1721	164	1533	125	1503	152	1543	148
Day Total	1576		1683		1885		1658		1655		1691	
AM Pct	92.1%		90.4%		91.3%		92.5%		90.8%		91.2%	
Peak Hour	6:00	12:15	6:00	13:00	6:00	13:00	6:00	13:30	6:00	13:15	6:00	13:30
Peak Volume	628	30	583	38	675	31	617	34	645	31	629	29
P.H.F	0.6085	0.6818	0.6595	0.7308	0.6804	0.6458	0.7076	0.7083	0.6719	0.7045	0.6635	0.7250

AECOM

7:00-8:00 AM	314		378		373		357		327		350	
7:15-8:15 AM	307		363		371		348		299		338	
7:30-8:30 AM	263		311		305		284		298		292	
7:45-8:45 AM	217		222		256		234		227		231	
8:00-9:00 AM	169		174		212		195		201		190	

4:00-5:00 AM		16		14		10		7		15		12
4:15-5:15 AM		17		12		8		11		15		13
4:30-5:30 AM		15		21		6		15		14		14
4:45-5:45 AM		20		23		8		12		13		15
5:00-6:00 AM		12		17		8		12		13		12

Client: AECOM SJ
 File Number: L-1A - SB-OUT
 Route: L-1A
 Location: L-1A

Site Ref: L-1A
 Direction: SB-OUT

Count Date	10/11/2021		10/12/2021		10/13/2021		10/14/2021		10/15/2021		Average	
Count Time	AM	PM	AM	PM	AM	PM	AM	PM	AM	PM	AM	PM
0:00	0	10	3	13	6	15	0	4	3	4	2	9
0:15	0	9	0	17	7	10	6	12	0	12	3	12
0:30	0	7	7	9	7	7	2	5	5	5	4	7
0:45	0	6	2	3	0	11	5	3	2	8	2	6
1:00	0	2	0	10	0	2	0	0	0	4	0	4
1:15	0	11	0	13	0	17	0	8	0	5	0	11
1:30	0	9	3	11	0	21	0	24	2	13	1	16
1:45	0	18	0	25	0	17	0	14	0	30	0	21
2:00	0	12	0	11	0	17	0	19	0	19	0	16
2:15	0	18	3	15	2	19	0	39	3	8	2	20
2:30	2	44	0	46	0	35	0	31	0	38	0	39
2:45	2	28	0	38	0	46	3	34	0	44	1	38
3:00	0	38	0	40	0	55	0	55	2	59	0	49
3:15	0	58	0	77	0	89	0	72	0	105	0	80
3:30	1	84	2	126	2	106	1	80	0	116	1	102
3:45	1	103	3	78	1	79	0	89	1	110	1	92
4:00	0	53	1	50	0	108	3	87	3	126	1	85
4:15	0	70	0	102	4	110	0	91	1	96	1	94
4:30	0	69	0	94	0	94	1	70	1	69	0	79
4:45	2	131	4	144	1	134	2	137	1	114	2	132
5:00	3	83	1	110	0	104	0	79	0	94	1	94
5:15	1	162	0	144	0	142	0	119	1	113	0	136
5:30	1	91	0	102	0	91	0	116	0	104	0	101
5:45	3	70	2	84	1	70	1	62	1	91	2	75
6:00	3	43	0	57	2	60	2	79	1	72	2	62
6:15	0	46	0	48	2	60	0	55	1	43	1	50
6:30	0	47	1	64	3	41	3	64	0	54	1	54
6:45	2	40	3	24	4	28	3	35	0	31	2	32
7:00	3	20	5	27	0	34	5	23	5	26	4	26
7:15	5	20	3	41	5	29	0	45	0	26	3	32
7:30	2	105	2	87	2	86	0	66	3	82	2	85
7:45	0	117	0	113	0	118	2	107	0	147	0	120
8:00	9	31	1	30	1	34	2	30	2	61	3	37
8:15	2	13	4	13	2	18	0	5	7	32	3	16
8:30	8	9	0	5	0	8	0	12	0	15	2	10
8:45	0	3	4	10	3	3	1	3	0	4	2	5
9:00	6	2	2	6	3	13	0	2	0	14	2	7
9:15	3	8	0	2	2	4	2	4	6	9	3	5
9:30	2	7	4	5	8	7	6	4	5	2	5	5
9:45	7	5	0	4	6	9	1	3	2	1	3	4
10:00	11	5	8	0	8	0	4	1	3	7	7	3
10:15	5	3	2	3	8	5	0	0	0	0	3	2
10:30	0	4	9	5	12	2	3	2	4	2	6	3
10:45	3	6	5	2	5	4	0	6	3	10	3	6
11:00	3	6	3	8	9	0	3	7	2	0	4	4
11:15	1	3	4	1	6	0	4	0	5	0	4	1
11:30	4	0	6	3	10	2	6	2	8	0	7	1
11:45	6	0	7	3	7	0	10	2	6	0	7	1
Totals	101	1729	104	1923	139	1964	81	1807	89	2025	103	1889
Day Total	1830		2027		2103		1888		2114		1992	
AM Pct	5.5%		5.1%		6.6%		4.3%		4.2%		5.2%	
Peak Hour	9:30	16:45	10:00	16:45	9:45	16:30	11:00	16:45	11:00	15:15	11:00	16:45
Peak Volume	25	467	24	500	34	474	23	451	21	457	22	463
P.H.F	0.5682	0.7207	0.6667	0.8681	0.7083	0.8345	0.5750	0.8230	0.6563	0.9067	0.7857	0.8511

AECOM												
7:00-8:00 AM	10		10		7		7		8		8	
7:15-8:15 AM	16		6		8		4		5		8	
7:30-8:30 AM	13		7		5		4		12		8	
7:45-8:45 AM	19		5		3		4		9		8	
8:00-9:00 AM	19		9		6		3		9		9	

4:00-5:00 AM		323		390		446		385		405		390
4:15-5:15 AM		353		450		442		377		373		399
4:30-5:30 AM		445		492		474		405		390		441
4:45-5:45 AM		467		500		471		451		425		463
5:00-6:00 AM		406		440		407		376		402		406

Client: AECOM SJ
 File Number: L-1B - SB-IN
 Route: L-1B
 Location: L-1B

Site Ref: L-1B
 Direction: SB-IN

Count Date	10/11/2021		10/12/2021		10/13/2021		10/14/2021		10/15/2021		Average	
Count Time	AM	PM	AM	PM	AM	PM	AM	PM	AM	PM	AM	PM
0:00	0	35	0	22	0	23	0	15	0	32	0	25
0:15	0	21	0	26	1	30	1	26	3	19	1	24
0:30	0	23	1	24	0	37	0	11	0	27	0	24
0:45	0	35	0	34	0	34	0	19	0	30	0	30
1:00	0	21	0	26	0	32	0	19	0	32	0	26
1:15	0	27	0	25	0	42	0	17	0	32	0	29
1:30	0	26	0	28	0	26	1	32	0	36	0	30
1:45	0	22	1	34	0	33	0	22	0	31	0	28
2:00	0	34	0	33	0	30	0	42	1	12	0	30
2:15	0	23	0	27	0	17	0	24	0	20	0	22
2:30	0	19	0	29	0	39	0	22	0	25	0	27
2:45	0	22	0	31	0	29	0	23	0	27	0	26
3:00	1	21	0	40	0	38	1	22	0	16	0	27
3:15	0	14	1	16	1	25	0	17	0	29	0	20
3:30	0	26	0	21	0	35	1	13	1	27	0	24
3:45	0	18	0	28	0	32	1	18	1	26	0	24
4:00	0	22	1	21	0	26	1	12	0	20	0	20
4:15	0	15	1	16	0	19	0	10	1	20	0	16
4:30	0	18	0	22	0	29	0	14	0	11	0	19
4:45	0	19	0	19	0	24	0	12	0	14	0	18
5:00	2	14	1	21	1	21	1	15	1	15	1	17
5:15	4	11	2	15	0	18	3	20	3	10	2	15
5:30	1	12	5	11	5	15	1	14	3	13	3	13
5:45	1	13	2	9	4	14	2	11	1	15	2	12
6:00	6	8	10	12	6	11	2	5	4	11	6	9
6:15	10	9	9	11	8	7	10	11	5	14	8	10
6:30	9	3	8	9	14	6	6	7	4	4	8	6
6:45	11	8	15	6	10	4	6	8	13	6	11	6
7:00	16	2	14	6	12	3	15	4	14	8	14	5
7:15	17	5	19	3	17	6	10	4	24	6	17	5
7:30	18	4	20	4	26	6	16	1	16	5	19	4
7:45	32	5	25	3	27	4	25	3	22	2	26	3
8:00	28	4	18	3	22	4	18	2	22	4	22	3
8:15	32	2	21	0	26	0	21	1	20	0	24	1
8:30	28	3	23	2	21	5	17	3	28	1	23	3
8:45	35	0	28	0	41	0	26	1	29	0	32	0
9:00	24	2	11	0	21	1	24	2	31	1	22	1
9:15	18	0	22	2	28	0	27	0	32	0	25	0
9:30	23	1	27	1	32	0	37	2	34	0	31	1
9:45	40	0	27	0	25	1	19	0	37	0	30	0
10:00	19	0	46	0	22	1	25	1	29	1	28	1
10:15	28	1	26	1	35	0	22	1	30	0	28	1
10:30	25	1	24	0	39	0	16	0	29	0	27	0
10:45	37	0	23	0	26	0	31	0	34	0	30	0
11:00	26	0	26	0	25	0	24	0	23	0	25	0
11:15	21	0	27	0	31	1	26	1	22	0	25	0
11:30	21	0	32	1	26	1	23	0	23	1	25	1
11:45	27	0	25	0	24	0	18	0	23	0	23	0
Totals	560	569	541	642	576	729	477	507	563	603	538	606
Day Total	1129		1183		1305		984		1166		1144	
AM Pct	49.6%		45.7%		44.1%		48.5%		48.3%		47.0%	
Peak Hour	8:00	12:00	9:30	14:15	10:15	12:30	8:45	13:30	9:00	13:00	9:30	13:15
Peak Volume	123	114	126	127	125	145	114	120	134	131	117	117
P.H.F	0.8786	0.8143	0.6848	0.7938	0.8013	0.8631	0.7703	0.7143	0.9054	0.9097	0.9435	0.9750

AECOM

7:00-8:00 AM	83	78	82	66	76	77
7:15-8:15 AM	95	82	92	69	84	84
7:30-8:30 AM	110	84	101	80	80	91
7:45-8:45 AM	120	87	96	81	92	95
8:00-9:00 AM	123	90	110	82	99	101

4:00-5:00 AM	74	78	98	48	65	73
4:15-5:15 AM	66	78	93	51	60	70
4:30-5:30 AM	62	77	92	61	50	68
4:45-5:45 AM	56	66	78	61	52	63
5:00-6:00 AM	50	56	68	60	53	57

Client: AECOM SJ
 File Number: L-1B - NB-OUT
 Route: L-1B
 Location: L-1B

Site Ref: L-1B
 Direction: NB-OUT

Count Date	10/11/2021		10/12/2021		10/13/2021		10/14/2021		10/15/2021		Average	
Count Time	AM	PM	AM	PM	AM	PM	AM	PM	AM	PM	AM	PM
0:00	0	27	0	40	0	28	0	30	0	30	0	31
0:15	0	24	0	30	0	31	1	23	2	22	1	26
0:30	0	24	1	21	1	24	0	14	0	22	0	21
0:45	1	19	0	21	0	28	1	12	0	25	0	21
1:00	0	18	0	22	0	23	0	19	0	20	0	20
1:15	0	25	0	19	0	21	0	17	0	24	0	21
1:30	0	16	2	32	0	26	0	12	0	21	0	21
1:45	0	24	1	30	0	30	0	18	2	22	1	25
2:00	0	28	1	20	0	25	0	34	0	20	0	25
2:15	0	26	0	31	0	20	1	28	0	25	0	26
2:30	0	29	0	21	0	33	0	28	0	26	0	27
2:45	0	28	0	24	0	26	0	18	0	28	0	25
3:00	1	23	0	34	0	30	1	24	0	24	0	27
3:15	0	22	1	31	2	38	0	19	0	17	1	25
3:30	0	25	0	22	0	35	1	17	1	16	0	23
3:45	0	24	0	32	0	35	0	21	0	25	0	27
4:00	0	27	0	34	0	30	0	17	0	13	0	24
4:15	0	27	0	25	0	25	0	30	0	21	0	26
4:30	0	20	0	27	0	30	0	21	0	28	0	25
4:45	0	18	0	31	1	27	0	15	0	21	0	22
5:00	0	19	0	23	2	25	1	19	1	19	1	21
5:15	1	20	0	25	0	26	0	28	1	15	0	23
5:30	2	18	1	16	3	33	0	17	1	16	1	20
5:45	1	24	0	15	2	20	0	21	0	16	1	19
6:00	2	11	0	18	8	16	1	14	1	15	2	15
6:15	1	11	0	10	8	12	3	12	0	15	2	12
6:30	1	11	2	15	6	17	2	8	0	10	2	12
6:45	3	12	2	10	0	12	0	15	4	3	2	10
7:00	3	4	6	6	4	12	6	9	1	9	4	8
7:15	6	9	8	8	3	7	1	11	8	8	5	9
7:30	0	6	7	5	7	9	4	6	5	10	5	7
7:45	15	6	8	3	11	3	8	5	11	3	11	4
8:00	9	4	10	2	18	5	8	1	11	4	11	3
8:15	18	2	7	0	13	0	7	3	11	6	11	2
8:30	13	6	16	1	9	2	9	3	16	1	13	3
8:45	16	2	9	1	17	1	14	0	14	1	14	1
9:00	20	1	16	2	18	4	11	5	20	2	17	3
9:15	13	1	13	0	21	2	14	1	19	1	16	1
9:30	17	2	19	1	26	0	23	2	27	0	22	1
9:45	29	1	26	0	20	2	25	0	25	0	25	1
10:00	30	1	20	1	16	2	24	2	25	2	23	2
10:15	23	1	27	1	25	2	19	1	24	1	24	1
10:30	19	2	25	1	32	0	17	1	22	0	23	1
10:45	31	1	24	1	25	1	34	2	23	1	27	1
11:00	32	0	23	1	36	0	20	0	21	0	26	0
11:15	23	0	31	0	26	1	17	1	25	0	24	0
11:30	25	0	30	1	32	2	25	0	29	2	28	1
11:45	33	0	21	2	20	1	27	0	32	0	27	1
Totals	388	649	357	716	412	782	325	604	382	610	370	670
Day Total	1037		1073		1194		929		992		1040	
AM Pct	37.4%		33.3%		34.5%		35.0%		38.5%		35.6%	
Peak Hour	11:00	14:00	10:45	15:00	10:30	15:00	10:45	13:45	11:00	14:15	10:45	14:15
Peak Volume	113	111	108	119	119	138	96	108	107	103	105	105
P.H.F	0.8561	0.9569	0.8710	0.8750	0.8264	0.9079	0.7059	0.7941	0.8359	0.9196	0.9375	0.9722

AECOM												
7:00-8:00 AM	24		29		25		19		25		24	
7:15-8:15 AM	30		33		39		21		35		32	
7:30-8:30 AM	42		32		49		27		38		38	
7:45-8:45 AM	55		41		51		32		49		46	
8:00-9:00 AM	56		42		57		38		52		49	

4:00-5:00 AM		92		117		112		83		83		97
4:15-5:15 AM		84		106		107		85		89		94
4:30-5:30 AM		77		106		108		83		83		91
4:45-5:45 AM		75		95		111		79		71		86
5:00-6:00 AM		81		79		104		85		66		83

Client: AECOM SJ
 File Number: L-01A - SB-IN
 Route: L-01A
 Location: L-01A

Site Ref: L-01A
 Direction: SB-IN

Count Date	10/11/2021		10/12/2021		10/13/2021		10/14/2021		10/15/2021		Average	
Count Time	AM	PM	AM	PM	AM	PM	AM	PM	AM	PM	AM	PM
0:00	0	6	0	3	0	3	0	1	0	6	0	4
0:15	0	1	0	3	0	3	1	0	0	4	0	2
0:30	0	2	0	2	0	3	0	1	0	2	0	2
0:45	0	3	0	5	0	8	0	5	1	4	0	5
1:00	0	4	0	5	0	1	0	5	0	3	0	4
1:15	0	3	0	3	0	5	0	1	0	3	0	3
1:30	0	3	0	7	0	4	0	0	1	5	0	4
1:45	0	1	1	0	0	7	0	1	1	3	0	2
2:00	0	3	0	3	0	2	1	3	0	2	0	3
2:15	0	4	0	4	1	5	0	4	0	1	0	4
2:30	0	2	0	4	0	4	0	1	0	3	0	3
2:45	0	2	0	1	0	3	0	1	0	3	0	2
3:00	0	5	0	4	0	5	0	4	0	1	0	4
3:15	0	5	0	2	0	5	0	5	0	3	0	4
3:30	0	3	0	3	0	10	0	4	0	8	0	6
3:45	0	7	0	6	0	9	1	6	0	7	0	7
4:00	0	5	0	13	0	11	0	7	0	14	0	10
4:15	1	17	0	21	2	21	2	20	0	14	1	19
4:30	1	17	0	18	0	16	0	17	2	16	1	17
4:45	0	8	0	14	1	7	0	6	0	10	0	9
5:00	0	9	0	6	0	11	0	7	2	8	0	8
5:15	0	13	2	14	0	11	0	15	0	5	0	12
5:30	0	5	1	4	0	6	0	4	0	5	0	5
5:45	0	8	0	3	1	9	0	4	1	8	0	6
6:00	0	5	1	5	1	2	1	4	0	1	1	3
6:15	1	3	2	7	2	2	2	5	1	2	2	4
6:30	4	1	3	6	3	3	2	0	2	3	2	2
6:45	1	4	3	0	2	2	4	2	1	2	2	2
7:00	4	3	2	0	2	1	6	0	3	3	3	1
7:15	7	0	5	0	4	2	2	1	1	1	4	1
7:30	1	1	6	3	6	1	6	0	5	0	5	1
7:45	5	0	7	0	5	0	7	0	4	0	6	0
8:00	23	0	7	0	7	0	10	1	10	0	11	0
8:15	13	0	11	0	16	0	18	0	10	0	14	0
8:30	23	2	12	1	14	1	24	0	17	0	18	1
8:45	17	0	15	0	12	0	11	0	10	0	13	0
9:00	7	0	14	0	14	2	14	0	14	1	13	1
9:15	8	1	11	0	6	0	7	0	5	1	7	0
9:30	8	0	4	2	6	0	9	0	10	0	7	0
9:45	6	0	8	0	4	0	5	0	4	0	5	0
10:00	2	0	8	0	5	0	3	0	5	0	5	0
10:15	6	0	6	0	8	0	5	0	5	0	6	0
10:30	6	0	4	0	3	0	6	0	10	0	6	0
10:45	7	0	0	0	2	0	3	0	4	0	3	0
11:00	4	0	3	0	7	0	6	0	7	0	5	0
11:15	4	0	5	0	2	0	2	0	4	0	3	0
11:30	2	0	4	0	0	0	2	0	4	0	2	0
11:45	4	0	3	0	5	0	6	0	3	0	4	0
Totals	165	156	148	172	141	185	166	135	147	151	150	161
Day Total	321		320		326		301		298		311	
AM Pct	51.4%		46.3%		43.3%		55.1%		49.3%		48.2%	
Peak Hour	8:00	16:15	8:15	16:00	8:15	15:45	8:15	15:45	8:15	16:00	8:15	16:00
Peak Volume	76	51	52	66	56	57	67	50	51	54	58	55
P.H.F	0.8261	0.7500	0.8667	0.7857	0.8750	0.6786	0.6979	0.6250	0.7500	0.8438	0.8056	0.7237

AECOM

7:00-8:00 AM	17		20		17		21		13		18	
7:15-8:15 AM	36		25		22		25		20		26	
7:30-8:30 AM	42		31		34		41		29		35	
7:45-8:45 AM	64		37		42		59		41		49	
8:00-9:00 AM	76		45		49		63		47		56	

4:00-5:00 AM		47		66		55		50		54		54
4:15-5:15 AM		51		59		55		50		48		53
4:30-5:30 AM		47		52		45		45		39		46
4:45-5:45 AM		35		38		35		32		28		34
5:00-6:00 AM		35		27		37		30		26		31

Client: AECOM SJ
 File Number: L-01A - NB-OUT
 Route: L-01A
 Location: L-01A

Site Ref: L-01A
 Direction: NB-OUT

Count Date	10/11/2021		10/12/2021		10/13/2021		10/14/2021		10/15/2021		Average	
Count Time	AM	PM	AM	PM	AM	PM	AM	PM	AM	PM	AM	PM
0:00	0	6	0	1	0	2	0	1	0	5	0	3
0:15	0	1	0	5	0	1	0	1	0	1	0	2
0:30	0	2	2	3	2	5	2	1	1	0	1	2
0:45	0	3	0	1	0	1	1	3	0	4	0	2
1:00	0	1	0	5	0	1	0	4	0	3	0	3
1:15	0	3	0	2	0	4	0	1	0	3	0	3
1:30	0	2	0	6	0	2	0	0	0	4	0	3
1:45	0	2	0	0	0	4	0	0	1	2	0	2
2:00	0	2	0	3	0	1	0	4	1	4	0	3
2:15	0	3	2	3	0	0	1	2	0	2	1	2
2:30	0	2	0	3	0	2	0	0	0	4	0	2
2:45	0	2	0	1	0	4	0	1	0	3	0	2
3:00	0	3	0	3	0	5	0	4	0	2	0	3
3:15	0	2	0	1	0	4	0	4	0	2	0	3
3:30	0	2	0	1	0	8	0	1	0	6	0	4
3:45	0	5	0	2	0	4	0	7	0	5	0	5
4:00	0	10	0	10	0	10	0	3	0	8	0	8
4:15	1	7	0	12	3	10	2	8	0	7	1	9
4:30	2	12	0	12	0	14	0	14	1	6	1	12
4:45	0	12	0	8	1	5	0	10	0	10	0	9
5:00	0	6	0	10	0	5	0	4	2	5	0	6
5:15	0	9	0	8	0	7	0	4	0	2	0	6
5:30	0	7	2	10	0	9	0	7	1	9	1	8
5:45	0	6	0	3	0	4	0	6	0	4	0	5
6:00	0	3	0	6	1	3	0	7	0	4	0	5
6:15	0	6	0	6	0	2	0	1	0	1	0	3
6:30	0	0	2	5	0	2	4	3	0	4	1	3
6:45	0	3	1	0	0	2	1	3	0	1	0	2
7:00	2	1	0	0	2	0	1	0	2	2	1	1
7:15	3	1	0	1	2	4	2	1	0	1	1	2
7:30	2	1	0	3	2	1	3	0	3	0	2	1
7:45	0	1	4	0	5	0	3	0	0	1	2	0
8:00	11	0	1	1	2	0	5	1	2	1	4	1
8:15	7	0	3	0	5	0	4	0	1	0	4	0
8:30	13	1	7	1	8	2	10	2	9	1	9	1
8:45	8	0	12	0	10	0	11	0	10	0	10	0
9:00	7	3	10	1	8	4	5	1	5	1	7	2
9:15	4	2	7	2	6	0	2	0	8	2	5	1
9:30	6	0	4	3	7	0	10	0	3	0	6	1
9:45	3	2	10	0	2	0	2	0	3	0	4	0
10:00	4	0	4	0	4	0	2	0	5	0	4	0
10:15	4	0	6	0	4	0	3	0	5	0	4	0
10:30	9	0	4	0	3	0	5	0	5	0	5	0
10:45	5	0	2	0	3	0	6	0	7	0	5	0
11:00	2	0	2	0	7	0	7	0	8	0	5	0
11:15	2	0	3	0	1	0	2	0	1	0	2	0
11:30	1	0	1	0	2	0	3	0	2	1	2	0
11:45	2	0	2	0	2	0	4	1	5	0	3	0
Totals	98	134	91	142	92	132	101	110	91	121	91	130
Day Total	232		233		224		211		212		221	
AM Pct	42.2%		39.1%		41.1%		47.9%		42.9%		41.2%	
Peak Hour	8:00	16:00	8:30	16:00	8:30	16:00	8:00	16:15	8:30	16:00	8:30	16:00
Peak Volume	39	41	36	42	32	39	30	36	32	31	31	38
P.H.F	0.7500	0.8542	0.7500	0.8750	0.8000	0.6964	0.6818	0.6429	0.8000	0.7750	0.7750	0.7917

AECOM

7:00-8:00 AM	7	4	11	9	5	7
7:15-8:15 AM	16	5	11	13	5	10
7:30-8:30 AM	20	8	14	15	6	13
7:45-8:45 AM	31	15	20	22	12	20
8:00-9:00 AM	39	23	25	30	22	28

4:00-5:00 AM	41	42	39	35	31	38
4:15-5:15 AM	37	42	34	36	28	35
4:30-5:30 AM	39	38	31	32	23	33
4:45-5:45 AM	34	36	26	25	26	29
5:00-6:00 AM	28	31	25	21	20	25

Client: AECOM SJ
 File Number: L-2A - EB-IN
 Route: L-2A
 Location: L-2A

Site Ref: L-2A
 Direction: EB-IN

Count Date	10/11/2021		10/12/2021		10/13/2021		10/14/2021		10/15/2021		Average	
Count Time	AM	PM	AM	PM	AM	PM	AM	PM	AM	PM	AM	PM
0:00	0	6	0	4	1	3	0	6	0	7	0	5
0:15	0	4	0	5	0	7	0	6	1	3	0	5
0:30	0	8	0	5	0	9	1	9	0	2	0	7
0:45	0	7	0	12	0	7	0	15	0	10	0	10
1:00	0	12	1	4	0	7	0	11	0	5	0	8
1:15	1	4	0	5	1	7	0	8	0	3	0	5
1:30	1	2	1	3	0	5	0	3	1	11	1	5
1:45	0	5	0	5	0	0	1	6	0	4	0	4
2:00	0	5	1	4	1	5	2	4	1	8	1	5
2:15	0	7	1	4	0	4	0	7	1	5	0	5
2:30	0	6	0	13	0	2	0	1	0	7	0	6
2:45	0	2	0	5	0	10	0	3	1	8	0	6
3:00	0	2	0	4	0	1	0	8	0	5	0	4
3:15	0	6	0	4	1	3	0	6	0	6	0	5
3:30	0	9	0	4	2	7	0	9	0	3	0	6
3:45	0	5	0	8	1	7	0	7	0	6	0	7
4:00	1	8	0	7	0	9	0	6	0	4	0	7
4:15	1	5	0	6	0	6	0	7	1	4	0	6
4:30	0	3	0	4	0	5	0	3	0	9	0	5
4:45	1	9	1	10	2	1	0	9	0	4	1	7
5:00	3	8	2	2	1	10	0	8	1	7	1	7
5:15	1	2	0	3	0	2	5	6	1	6	1	4
5:30	4	2	6	2	6	5	4	5	1	3	4	3
5:45	7	2	4	2	6	3	6	5	12	4	7	3
6:00	5	2	7	6	4	2	8	1	3	1	5	2
6:15	4	6	4	8	9	7	8	5	10	2	7	6
6:30	11	2	7	0	10	1	15	1	11	2	11	1
6:45	18	1	18	0	19	0	32	4	20	1	21	1
7:00	7	1	20	1	24	2	14	2	13	0	16	1
7:15	15	2	26	1	22	3	23	0	14	1	20	1
7:30	14	4	15	2	12	1	15	1	13	2	14	2
7:45	25	0	16	1	23	0	22	1	18	3	21	1
8:00	19	0	17	1	21	0	17	1	20	0	19	0
8:15	14	0	25	0	23	3	22	2	12	1	19	1
8:30	20	1	21	0	23	0	17	1	26	1	21	1
8:45	17	0	14	1	19	0	20	1	19	0	18	0
9:00	7	0	14	0	14	0	14	0	8	0	11	0
9:15	8	0	18	0	15	1	13	0	12	0	13	0
9:30	5	0	17	1	16	1	5	0	5	1	10	1
9:45	11	0	13	0	7	3	6	0	5	0	8	1
10:00	7	0	7	0	9	0	10	0	7	0	8	0
10:15	5	1	6	2	8	0	9	0	10	0	8	1
10:30	8	0	7	0	11	0	10	0	5	0	8	0
10:45	8	1	9	0	7	0	10	0	7	0	8	0
11:00	7	0	8	0	7	1	8	1	8	0	8	0
11:15	3	0	4	0	8	0	7	0	6	1	6	0
11:30	3	0	7	1	6	1	6	0	6	0	6	0
11:45	8	1	6	0	5	0	5	1	6	0	6	0
Totals	269	151	323	150	344	151	335	180	285	150	308	155
Day Total	420		473		495		515		435		463	
AM Pct	64.0%		68.3%		69.5%		65.0%		65.5%		66.5%	
Peak Hour	7:45	12:15	6:45	16:00	7:45	12:15	6:30	12:30	8:00	12:45	7:45	12:15
Peak Volume	78	31	79	27	90	30	84	43	77	29	80	30
P.H.F	0.7800	0.6458	0.7596	0.6750	0.9783	0.8333	0.6563	0.7167	0.7404	0.6591	0.9524	0.7500

AECOM

7:00-8:00 AM	61		77		81		74		58		70	
7:15-8:15 AM	73		74		78		77		65		73	
7:30-8:30 AM	72		73		79		76		63		73	
7:45-8:45 AM	78		79		90		78		76		80	
8:00-9:00 AM	70		77		86		76		77		77	

4:00-5:00 AM		25		27		21		25		21		24
4:15-5:15 AM		25		22		22		27		24		24
4:30-5:30 AM		22		19		18		26		26		22
4:45-5:45 AM		21		17		18		28		20		21
5:00-6:00 AM		14		9		20		24		20		17

Client: AECOM SJ
 File Number: L-2A - WB-OUT
 Route: L-2A
 Location: L-2A

Site Ref: L-2A
 Direction: WB-OUT

Count Date	10/11/2021		10/12/2021		10/13/2021		10/14/2021		10/15/2021		Average	
Count Time	AM	PM	AM	PM	AM	PM	AM	PM	AM	PM	AM	PM
0:00	0	13	0	13	1	16	0	12	0	10	0	13
0:15	0	8	0	3	1	7	0	6	0	10	0	7
0:30	0	4	2	14	1	10	0	6	0	5	1	8
0:45	0	6	0	9	0	9	0	12	0	7	0	9
1:00	0	8	0	8	0	4	0	11	0	9	0	8
1:15	0	2	0	14	1	14	1	6	1	9	1	9
1:30	0	5	1	4	0	4	0	9	1	9	0	6
1:45	2	3	1	6	0	5	2	6	0	7	1	5
2:00	0	9	0	4	1	5	2	5	0	5	1	6
2:15	0	8	2	10	1	6	1	8	2	8	1	8
2:30	0	12	0	21	0	7	0	13	0	21	0	15
2:45	0	5	0	11	0	11	0	3	0	10	0	8
3:00	0	5	0	9	0	8	0	16	1	10	0	10
3:15	0	7	0	11	1	14	0	7	0	9	0	10
3:30	0	14	0	15	1	11	0	12	0	9	0	12
3:45	0	10	0	13	0	15	0	6	0	11	0	11
4:00	1	26	0	23	1	19	0	23	0	14	0	21
4:15	0	12	0	18	0	14	0	18	0	11	0	15
4:30	0	15	0	13	0	17	0	23	0	11	0	16
4:45	1	17	0	16	0	17	0	19	0	5	0	15
5:00	0	26	0	32	1	24	0	17	0	16	0	23
5:15	2	14	1	22	0	13	3	26	0	18	1	19
5:30	1	17	1	18	1	22	0	20	1	13	1	18
5:45	4	8	1	12	0	24	2	22	3	15	2	16
6:00	0	13	1	16	3	18	1	14	1	4	1	13
6:15	0	14	2	13	3	11	4	12	1	12	2	12
6:30	0	5	0	6	0	13	2	9	1	13	1	9
6:45	2	6	3	3	1	11	2	8	2	5	2	7
7:00	1	5	3	3	8	3	4	11	6	2	4	5
7:15	1	8	2	3	6	2	5	1	2	7	3	4
7:30	2	6	1	6	5	6	5	8	2	5	3	6
7:45	6	8	3	2	8	5	3	7	0	5	4	5
8:00	6	1	6	5	3	4	7	0	5	5	5	3
8:15	2	0	11	2	2	4	6	3	2	3	5	2
8:30	8	4	2	2	4	2	3	3	7	1	5	2
8:45	3	1	1	1	8	1	7	0	7	0	5	1
9:00	3	1	4	0	4	2	9	1	4	0	5	1
9:15	2	1	8	0	8	1	6	1	2	1	5	1
9:30	6	0	7	2	3	2	5	2	6	3	5	2
9:45	5	0	2	0	7	3	4	3	1	0	4	1
10:00	2	0	4	1	5	0	8	1	3	0	4	0
10:15	1	1	3	1	8	0	3	2	3	0	4	1
10:30	7	0	6	0	3	1	6	0	7	0	6	0
10:45	7	0	3	0	3	0	5	0	6	0	5	0
11:00	5	0	5	0	5	0	8	1	5	0	6	0
11:15	2	0	7	0	4	0	7	1	6	2	5	1
11:30	9	0	4	0	8	2	4	1	11	2	7	1
11:45	6	1	10	0	5	1	12	2	9	1	8	1
Totals	97	329	107	385	125	388	137	397	108	323	113	366
Day Total	426		492		513		534		431		479	
AM Pct	22.8%		21.7%		24.4%		25.7%		25.1%		23.6%	
Peak Hour	10:45	16:45	11:00	16:45	7:00	17:00	11:00	16:30	11:00	17:00	11:00	17:00
Peak Volume	23	74	26	88	27	83	31	85	31	62	26	76
P.H.F	0.6389	0.7115	0.6500	0.6875	0.8438	0.8646	0.6458	0.8173	0.7045	0.8611	0.8125	0.8261

AECOM												
7:00-8:00 AM	10		9		27		17		10		15	
7:15-8:15 AM	15		12		22		20		9		16	
7:30-8:30 AM	16		21		18		21		9		17	
7:45-8:45 AM	22		22		17		19		14		19	
8:00-9:00 AM	19		20		17		23		21		20	

4:00-5:00 AM		70		70		67		83		41		66
4:15-5:15 AM		70		79		72		77		43		68
4:30-5:30 AM		72		83		71		85		50		72
4:45-5:45 AM		74		88		76		82		52		74
5:00-6:00 AM		65		84		83		85		62		76

Client: AECOM SJ
 File Number: L-3B - EB-IN
 Route: L-3B
 Location: L-3B

Site Ref: L-3B
 Direction: EB-IN

Count Date	10/11/2021		10/12/2021		10/13/2021		10/14/2021		10/15/2021		Average	
Count Time	AM	PM	AM	PM	AM	PM	AM	PM	AM	PM	AM	PM
0:00	0	1	0	4	0	2	0	2	0	2	0	2
0:15	0	6	0	1	0	4	0	3	1	2	0	3
0:30	0	5	0	5	1	3	0	1	0	2	0	3
0:45	0	2	1	5	0	2	0	7	0	3	0	4
1:00	0	5	0	3	0	3	1	7	0	2	0	4
1:15	0	1	0	1	1	4	0	2	0	7	0	3
1:30	0	4	0	1	0	4	0	3	1	2	0	3
1:45	0	1	0	3	1	4	1	1	0	3	0	2
2:00	0	3	0	0	0	1	0	3	0	5	0	2
2:15	0	3	3	1	0	1	0	2	0	2	1	2
2:30	0	3	0	5	0	3	0	6	1	2	0	4
2:45	0	1	0	5	1	0	1	4	0	2	0	2
3:00	0	3	1	1	0	2	0	6	0	6	0	4
3:15	0	2	0	5	2	6	1	5	0	4	1	4
3:30	1	5	0	4	0	5	0	4	1	4	0	4
3:45	1	3	1	9	3	3	2	5	3	5	2	5
4:00	0	0	2	5	0	4	2	5	0	1	1	3
4:15	0	4	0	6	1	11	1	4	0	3	0	6
4:30	2	6	2	1	1	2	3	6	1	1	2	3
4:45	4	5	5	5	7	8	5	7	5	9	5	7
5:00	4	5	3	5	0	8	2	6	4	9	3	7
5:15	2	5	7	2	6	2	7	6	4	5	5	4
5:30	4	4	2	4	3	5	6	4	6	5	4	4
5:45	5	4	6	4	11	4	7	5	6	10	7	5
6:00	6	3	8	1	11	4	12	4	10	3	9	3
6:15	17	7	21	7	29	4	17	4	17	7	20	6
6:30	25	3	30	4	26	4	31	4	26	7	28	4
6:45	36	3	43	4	34	3	37	1	30	3	36	3
7:00	9	1	12	2	13	1	7	3	8	0	10	1
7:15	10	3	9	4	2	2	7	2	8	3	7	3
7:30	5	11	8	10	8	5	3	10	6	6	6	8
7:45	8	0	2	2	7	4	4	4	4	2	5	2
8:00	3	5	3	1	3	3	4	1	4	2	3	2
8:15	7	4	4	2	4	1	6	3	3	3	5	3
8:30	4	2	3	3	7	1	5	2	6	2	5	2
8:45	3	1	1	0	5	0	4	5	5	1	4	1
9:00	4	2	5	1	3	0	2	0	2	0	3	1
9:15	3	2	6	0	7	1	4	0	6	3	5	1
9:30	5	2	1	3	2	0	4	2	1	0	3	1
9:45	8	0	2	1	3	0	1	2	2	0	3	1
10:00	3	0	0	0	3	2	3	0	3	0	2	0
10:15	2	0	5	0	1	2	0	2	1	0	2	1
10:30	5	1	2	0	4	0	5	0	3	0	4	0
10:45	7	1	0	0	7	1	2	1	4	1	4	1
11:00	2	0	4	2	4	1	5	1	4	0	4	1
11:15	4	0	2	0	2	0	3	0	1	1	2	0
11:30	4	0	1	0	2	1	2	0	5	0	3	0
11:45	3	0	2	0	4	1	5	1	2	0	3	0
Totals	206	132	207	132	229	132	212	156	194	140	207	135
Day Total	338		339		361		368		334		342	
AM Pct	60.9%		61.1%		63.4%		57.6%		58.1%		60.5%	
Peak Hour	6:15	16:30	6:15	15:30	6:15	16:15	6:00	16:30	6:00	17:00	6:15	16:15
Peak Volume	87	21	106	24	102	29	97	25	83	29	94	23
P.H.F	0.6042	0.8750	0.6163	0.6667	0.7500	0.6591	0.6554	0.8929	0.6917	0.7250	0.6528	0.8214

AECOM												
7:00-8:00 AM	32		31		30		21		26		28	
7:15-8:15 AM	26		22		20		18		22		22	
7:30-8:30 AM	23		17		22		17		17		19	
7:45-8:45 AM	22		12		21		19		17		18	
8:00-9:00 AM	17		11		19		19		18		17	

4:00-5:00 AM		15		17		25		22		14		19
4:15-5:15 AM		20		17		29		23		22		22
4:30-5:30 AM		21		13		20		25		24		21
4:45-5:45 AM		19		16		23		23		28		22
5:00-6:00 AM		18		15		19		21		29		20

Client: AECOM SJ
 File Number: L-3B - WB-OUT
 Route: L-3B
 Location: L-3B

Site Ref: L-3B
 Direction: WB-OUT

Count Date	10/11/2021		10/12/2021		10/13/2021		10/14/2021		10/15/2021		Average	
Count Time	AM	PM	AM	PM	AM	PM	AM	PM	AM	PM	AM	PM
0:00	0	2	0	3	0	4	0	3	0	3	0	3
0:15	0	4	0	1	0	3	1	1	1	1	0	2
0:30	0	3	0	2	0	3	1	3	0	2	0	3
0:45	0	2	1	5	0	3	0	3	0	2	0	3
1:00	0	7	0	3	0	4	1	6	0	2	0	4
1:15	0	2	1	3	0	3	0	3	0	1	0	2
1:30	0	9	0	6	0	11	1	10	1	8	0	9
1:45	0	4	0	4	2	4	0	3	0	6	0	4
2:00	0	3	0	2	1	2	2	9	0	2	1	4
2:15	0	6	3	2	1	1	1	5	1	4	1	4
2:30	0	4	0	7	0	6	0	5	0	3	0	5
2:45	0	1	0	7	0	1	0	3	0	3	0	3
3:00	0	8	0	1	1	4	0	5	0	10	0	6
3:15	0	5	0	14	0	10	0	6	0	8	0	9
3:30	0	10	0	7	0	14	0	11	0	14	0	11
3:45	0	5	0	5	1	6	0	9	0	6	0	6
4:00	0	5	0	8	0	4	2	4	0	5	0	5
4:15	0	6	0	7	0	10	0	8	0	7	0	8
4:30	0	9	0	5	0	8	4	6	3	3	1	6
4:45	0	1	1	4	0	5	0	7	2	4	1	4
5:00	0	10	0	11	0	7	1	14	1	12	0	11
5:15	0	9	1	8	1	5	1	8	1	9	1	8
5:30	3	9	1	9	1	10	2	7	1	12	2	9
5:45	0	4	2	7	2	12	1	6	0	10	1	8
6:00	2	6	0	6	3	4	2	7	0	3	1	5
6:15	1	8	4	5	7	5	4	2	9	8	5	6
6:30	8	3	5	0	5	9	3	9	4	12	5	7
6:45	1	3	12	5	19	9	16	3	8	8	11	6
7:00	2	2	12	4	16	7	6	4	4	1	8	4
7:15	6	5	9	7	3	5	6	4	3	6	5	5
7:30	6	29	4	22	7	20	4	26	8	18	6	23
7:45	5	10	2	11	8	9	3	11	6	11	5	10
8:00	2	4	4	1	1	3	4	3	2	5	3	3
8:15	6	3	3	1	2	2	7	0	2	4	4	2
8:30	3	4	2	6	6	1	6	1	7	1	5	3
8:45	3	2	1	1	5	0	5	6	5	1	4	2
9:00	3	1	4	1	1	0	3	3	3	0	3	1
9:15	3	2	8	2	7	2	5	1	2	3	5	2
9:30	8	3	1	4	2	2	4	3	0	2	3	3
9:45	3	0	3	2	4	0	4	0	3	1	3	1
10:00	2	0	1	0	3	2	1	0	3	0	2	0
10:15	1	0	5	1	5	2	0	1	2	0	3	1
10:30	3	2	0	2	2	0	3	0	2	0	2	1
10:45	5	0	2	0	6	1	6	1	5	0	5	0
11:00	3	0	6	1	5	1	6	1	3	1	5	1
11:15	6	0	1	0	3	1	4	0	4	1	4	0
11:30	2	1	2	0	2	0	5	2	4	2	3	1
11:45	3	0	2	0	3	0	3	0	2	0	3	0
Totals	90	216	103	213	135	225	128	233	102	225	111	224
Day Total	306		316		360		361		327		335	
AM Pct	29.4%		32.6%		37.5%		35.5%		31.2%		33.1%	
Peak Hour	7:00	19:15	6:30	19:00	6:15	18:45	6:45	19:00	6:15	17:00	6:45	19:00
Peak Volume	19	48	38	44	47	41	32	45	25	43	30	42
P.H.F	0.7917	0.4138	0.7917	0.5000	0.6184	0.5125	0.5000	0.4327	0.6944	0.8958	0.6818	0.4565

AECOM

7:00-8:00 AM	19		27		34		19		21		24	
7:15-8:15 AM	19		19		19		17		19		19	
7:30-8:30 AM	19		13		18		18		18		17	
7:45-8:45 AM	16		11		17		20		17		16	
8:00-9:00 AM	14		10		14		22		16		15	

4:00-5:00 AM		21		24		27		25		19		23
4:15-5:15 AM		26		27		30		35		26		29
4:30-5:30 AM		29		28		25		35		28		29
4:45-5:45 AM		29		32		27		36		37		32
5:00-6:00 AM		32		35		34		35		43		36

Client: AECOM SJ
 File Number: L-9A - EB-IN
 Route: L-9A
 Location: L-9A

Site Ref: L-9A
 Direction: EB-IN

Count Date	10/11/2021		10/12/2021		10/13/2021		10/14/2021		10/15/2021		Average	
Count Time	AM	PM	AM	PM	AM	PM	AM	PM	AM	PM	AM	PM
0:00	0	0	0	0	0	0	0	0	0	0	0	0
0:15	0	1	0	0	0	0	0	0	0	0	0	0
0:30	0	0	0	0	0	0	0	0	0	0	0	0
0:45	1	0	1	0	0	0	0	0	0	0	0	0
1:00	0	0	0	0	0	0	0	0	0	0	0	0
1:15	0	0	0	0	0	0	0	0	0	0	0	0
1:30	0	0	0	0	0	0	0	0	0	0	0	0
1:45	0	0	0	1	0	0	0	0	0	1	0	0
2:00	1	0	1	0	1	0	1	0	0	0	1	0
2:15	0	0	0	0	0	0	0	1	1	1	0	0
2:30	1	1	0	1	0	2	1	0	0	1	0	1
2:45	1	0	1	1	1	0	1	0	1	0	1	0
3:00	0	0	0	0	0	0	0	0	0	0	0	0
3:15	0	0	1	0	0	0	0	0	0	0	0	0
3:30	2	0	2	0	2	0	2	0	3	0	2	0
3:45	0	0	0	0	0	0	0	0	0	0	0	0
4:00	0	0	0	0	0	0	0	0	0	1	0	0
4:15	2	0	2	0	2	0	2	0	1	0	2	0
4:30	0	0	0	0	1	0	0	0	1	0	0	0
4:45	0	0	0	1	0	0	0	0	0	0	0	0
5:00	0	0	0	0	0	0	1	0	0	0	0	0
5:15	0	0	0	0	0	0	0	0	0	0	0	0
5:30	3	0	3	0	2	0	3	0	1	0	2	0
5:45	2	0	5	0	4	0	4	0	4	0	4	0
6:00	7	0	9	0	6	0	7	0	7	0	7	0
6:15	11	1	10	0	16	0	14	0	11	0	12	0
6:30	3	0	12	0	11	0	5	0	4	0	7	0
6:45	3	0	5	0	3	0	0	0	4	0	3	0
7:00	0	0	1	0	0	0	0	0	0	0	0	0
7:15	1	0	2	0	3	0	1	0	3	0	2	0
7:30	2	0	1	0	1	0	1	0	2	0	1	0
7:45	1	0	1	0	0	0	0	0	0	0	0	0
8:00	0	1	0	0	1	0	0	0	0	0	0	0
8:15	0	0	0	0	0	0	0	0	0	0	0	0
8:30	2	0	3	0	1	0	3	0	1	0	2	0
8:45	1	0	0	0	0	0	1	0	0	0	0	0
9:00	0	0	0	0	1	0	1	0	0	0	0	0
9:15	0	0	0	0	0	0	0	0	0	0	0	0
9:30	1	0	1	0	0	0	0	0	0	1	0	0
9:45	0	1	0	1	0	1	1	0	1	0	0	1
10:00	0	0	0	0	0	0	0	0	0	0	0	0
10:15	0	0	0	0	0	0	0	0	0	0	0	0
10:30	0	0	1	0	0	0	1	0	0	0	0	0
10:45	1	0	0	0	0	0	0	0	0	0	0	0
11:00	0	0	0	0	1	0	0	0	0	0	0	0
11:15	0	0	1	0	1	0	1	0	3	0	1	0
11:30	0	0	0	0	1	0	1	0	0	0	0	0
11:45	1	0	0	0	0	0	0	0	1	0	0	0
Totals	47	5	63	5	59	3	52	1	49	5	47	2
Day Total	52		68		62		53		54		49	
AM Pct	90.4%		92.6%		95.2%		98.1%		90.7%		95.9%	
Peak Hour	6:00	12:00	5:45	13:45	5:45	13:45	5:45	13:30	5:45	13:45	5:45	13:45
Peak Volume	24	1	36	2	37	2	30	1	26	3	30	1
P.H.F	0.5455	0.2500	0.7500	0.5000	0.5781	0.2500	0.5357	0.2500	0.5909	0.7500	0.6250	0.2500

AECOM

7:00-8:00 AM	4		5		4		2		5		4	
7:15-8:15 AM	4		4		5		2		5		4	
7:30-8:30 AM	3		2		2		1		2		2	
7:45-8:45 AM	3		4		2		3		1		3	
8:00-9:00 AM	3		3		2		4		1		3	

4:00-5:00 AM		0		1		0		0		1		0
4:15-5:15 AM		0		1		0		0		0		0
4:30-5:30 AM		0		1		0		0		0		0
4:45-5:45 AM		0		1		0		0		0		0
5:00-6:00 AM		0		0		0		0		0		0

Client: AECOM SJ
 File Number: L-9A - WB-OUT
 Route: L-9A
 Location: L-9A

Site Ref: L-9A
 Direction: WB-OUT

Count Date	10/11/2021		10/12/2021		10/13/2021		10/14/2021		10/15/2021		Average	
Count Time	AM	PM	AM	PM	AM	PM	AM	PM	AM	PM	AM	PM
0:00	0	0	0	0	0	0	0	0	0	0	0	0
0:15	0	2	0	1	0	0	0	0	0	0	0	1
0:30	0	1	0	1	0	1	0	2	0	1	0	1
0:45	0	0	0	0	0	0	0	1	0	0	0	0
1:00	0	2	0	0	0	0	1	0	1	0	1	1
1:15	0	0	0	2	0	2	0	0	0	0	0	1
1:30	0	1	0	1	0	0	0	0	0	0	0	0
1:45	0	0	0	0	0	0	0	0	0	0	0	0
2:00	0	1	0	0	0	0	0	0	0	1	0	0
2:15	0	1	0	1	0	1	0	2	0	1	0	1
2:30	0	0	0	1	0	1	0	1	0	1	0	1
2:45	0	0	0	2	0	0	0	0	0	1	0	1
3:00	0	1	0	0	0	0	0	0	0	0	0	0
3:15	0	0	0	1	0	0	0	0	0	0	0	0
3:30	0	2	0	4	0	0	0	1	0	1	0	2
3:45	0	1	0	0	0	2	0	0	0	1	0	1
4:00	0	1	0	2	0	0	0	0	0	0	0	1
4:15	0	1	0	1	0	2	0	2	0	2	0	2
4:30	0	4	0	1	0	3	0	1	0	5	0	3
4:45	1	3	0	8	0	3	0	4	0	2	0	4
5:00	0	4	0	7	0	4	0	3	0	2	0	4
5:15	0	1	0	1	0	3	0	1	0	3	0	2
5:30	0	2	0	1	0	2	0	2	0	0	0	1
5:45	1	0	1	2	0	1	1	4	0	0	1	1
6:00	0	1	0	2	0	0	0	0	0	1	0	1
6:15	0	3	0	0	0	4	0	1	0	2	0	2
6:30	0	0	0	2	0	1	0	2	0	2	0	1
6:45	0	3	0	2	0	0	0	1	0	1	0	1
7:00	0	0	0	0	0	0	0	2	0	2	0	1
7:15	2	1	1	9	0	10	0	7	0	2	1	6
7:30	0	4	1	3	0	7	0	3	0	6	0	5
7:45	0	1	0	4	0	1	0	2	0	1	0	2
8:00	0	1	0	0	0	0	0	1	0	1	0	1
8:15	0	0	0	1	0	2	0	0	0	0	0	1
8:30	0	0	0	0	0	2	0	0	0	0	0	0
8:45	0	1	0	2	0	1	0	1	0	1	0	1
9:00	0	0	0	0	0	1	0	0	0	1	0	0
9:15	0	0	0	0	0	1	0	1	0	0	0	0
9:30	0	0	0	0	0	0	0	0	1	2	0	0
9:45	0	1	0	1	0	0	0	0	0	0	0	0
10:00	1	0	0	0	1	0	0	0	0	0	0	0
10:15	0	0	0	0	0	0	0	0	0	0	0	0
10:30	1	1	1	0	0	1	0	0	0	1	0	1
10:45	0	2	0	1	1	0	0	0	1	0	0	1
11:00	1	0	0	0	1	0	0	0	0	0	0	0
11:15	0	1	0	1	0	2	1	1	0	2	0	1
11:30	2	0	2	1	1	0	2	1	2	1	2	1
11:45	0	0	0	0	1	0	0	2	0	1	0	1
Totals	9	48	6	66	5	58	4	50	4	49	4	55
Day Total	57		72		63		54		53		59	
AM Pct	15.8%		8.3%		7.9%		7.4%		7.5%		6.8%	
Peak Hour	10:45	16:15	6:45	16:15	10:45	19:00	10:45	19:00	10:45	16:30	10:45	19:00
Peak Volume	3	12	2	17	3	18	3	14	3	12	2	14
P.H.F	0.3750	0.7500	0.5000	0.5313	0.7500	0.4500	0.3750	0.5000	0.3750	0.6000	0.2500	0.5833

AECOM

7:00-8:00 AM	2		2		0		0		0		1	
7:15-8:15 AM	2		2		0		0		0		1	
7:30-8:30 AM	0		1		0		0		0		0	
7:45-8:45 AM	0		0		0		0		0		0	
8:00-9:00 AM	0		0		0		0		0		0	

4:00-5:00 AM		9		12		8		7		9		9
4:15-5:15 AM		12		17		12		10		11		12
4:30-5:30 AM		12		17		13		9		12		13
4:45-5:45 AM		10		17		12		10		7		11
5:00-6:00 AM		7		11		10		10		5		9

Client: AECOM SJ
 File Number: L-17A - NB-IN
 Route: L-17A
 Location: L-17A

Site Ref: L-17A
 Direction: NB-IN

Count Date	10/11/2021		10/12/2021		10/13/2021		10/14/2021		10/15/2021		Average	
Count Time	AM	PM	AM	PM	AM	PM	AM	PM	AM	PM	AM	PM
0:00	0	3	0	8	0	4	0	1	0	7	0	5
0:15	0	4	0	6	0	5	0	2	0	6	0	5
0:30	0	5	0	6	0	6	0	5	0	10	0	6
0:45	0	2	0	2	0	8	0	4	0	4	0	4
1:00	1	3	0	6	0	9	1	4	0	1	0	5
1:15	0	5	0	8	1	4	0	3	0	3	0	5
1:30	0	6	0	4	0	5	0	2	0	5	0	4
1:45	0	2	0	6	0	4	0	3	0	3	0	4
2:00	0	1	1	1	1	6	0	2	2	4	1	3
2:15	0	7	0	4	2	5	1	3	0	4	1	5
2:30	0	3	0	3	0	5	0	2	0	2	0	3
2:45	0	5	0	5	0	3	0	5	0	3	0	4
3:00	1	3	0	6	0	3	0	3	0	2	0	3
3:15	0	3	0	2	0	3	0	2	0	5	0	3
3:30	0	2	0	1	0	10	0	0	0	5	0	4
3:45	1	5	0	4	0	1	0	1	0	3	0	3
4:00	0	2	0	7	0	2	0	1	0	5	0	3
4:15	0	10	0	5	0	14	0	5	0	8	0	8
4:30	0	7	0	2	0	7	0	4	0	6	0	5
4:45	0	4	1	3	0	4	1	3	0	5	0	4
5:00	0	7	0	3	0	2	0	10	0	6	0	6
5:15	2	4	2	3	0	6	1	9	2	6	1	6
5:30	4	3	2	6	2	5	4	7	3	4	3	5
5:45	2	5	4	7	8	4	4	6	4	3	4	5
6:00	3	3	3	5	3	4	0	3	2	6	2	4
6:15	10	2	6	2	8	3	8	8	4	7	7	4
6:30	10	1	14	0	9	0	11	4	12	1	11	1
6:45	17	1	17	1	14	0	12	0	18	1	16	1
7:00	13	0	13	0	20	0	19	0	19	0	17	0
7:15	13	1	23	1	18	0	23	0	13	0	18	0
7:30	16	0	12	0	15	0	12	1	17	0	14	0
7:45	17	0	18	0	22	0	21	0	17	0	19	0
8:00	33	0	21	0	20	1	27	0	21	1	24	0
8:15	30	1	44	0	32	0	30	0	29	0	33	0
8:30	24	0	31	1	38	2	36	0	35	1	33	1
8:45	25	0	28	1	30	0	39	0	24	3	29	1
9:00	25	0	30	1	34	0	32	0	33	0	31	0
9:15	24	0	39	0	23	0	26	0	29	0	28	0
9:30	21	2	27	0	33	0	19	0	19	1	24	1
9:45	14	0	16	0	18	0	19	0	20	0	17	0
10:00	11	0	9	0	18	0	9	0	10	0	11	0
10:15	4	0	6	0	10	0	10	0	8	1	8	0
10:30	9	0	9	0	4	0	9	0	3	0	7	0
10:45	3	1	3	0	6	0	6	1	7	0	5	0
11:00	4	0	3	0	5	0	7	0	5	0	5	0
11:15	2	0	3	0	8	0	11	0	1	1	5	0
11:30	5	0	4	0	5	0	7	0	8	0	6	0
11:45	9	0	6	0	5	0	7	1	5	0	6	0
Totals	353	113	395	120	412	135	412	105	370	133	386	121
Day Total	466		515		547		517		503		507	
AM Pct	75.8%		76.7%		75.3%		79.7%		73.6%		76.1%	
Peak Hour	8:00	16:15	8:15	13:00	8:15	12:15	8:15	17:00	8:15	12:00	8:15	16:15
Peak Volume	112	28	133	24	134	28	137	32	121	27	126	23
P.H.F	0.8485	0.7000	0.7557	0.7500	0.8816	0.7778	0.8782	0.8000	0.8643	0.6750	0.9545	0.7188

AECOM

7:00-8:00 AM	59	66	75	75	66	68
7:15-8:15 AM	79	74	75	83	68	76
7:30-8:30 AM	96	95	89	90	84	91
7:45-8:45 AM	104	114	112	114	102	109
8:00-9:00 AM	112	124	120	132	109	119

4:00-5:00 AM	23	17	27	13	24	21
4:15-5:15 AM	28	13	27	22	25	23
4:30-5:30 AM	22	11	19	26	23	20
4:45-5:45 AM	18	15	17	29	21	20
5:00-6:00 AM	19	19	17	32	19	21

Client: AECOM SJ
 File Number: L-17A - SB-OUT
 Route: L-17A
 Location: L-17A

Site Ref: L-17A
 Direction: SB-OUT

Count Date	10/11/2021		10/12/2021		10/13/2021		10/14/2021		10/15/2021		Average	
Count Time	AM	PM	AM	PM	AM	PM	AM	PM	AM	PM	AM	PM
0:00	1	5	1	10	2	3	1	2	0	9	1	6
0:15	0	2	0	3	1	6	1	4	0	6	0	4
0:30	0	3	0	7	0	6	0	2	1	5	0	5
0:45	0	7	0	5	0	3	0	4	0	9	0	6
1:00	0	7	0	5	0	4	1	6	0	6	0	6
1:15	0	9	0	9	0	10	0	4	0	8	0	8
1:30	1	6	0	6	0	10	0	5	1	4	0	6
1:45	0	7	0	5	0	2	0	6	1	7	0	5
2:00	0	7	1	6	2	5	1	4	2	7	1	6
2:15	0	11	0	8	0	4	1	10	0	6	0	8
2:30	0	8	0	3	0	11	0	8	0	8	0	8
2:45	0	6	1	6	0	8	0	8	1	6	0	7
3:00	0	14	0	22	0	12	0	19	0	10	0	15
3:15	1	20	0	20	0	18	0	18	0	15	0	18
3:30	0	8	0	12	0	8	0	20	0	13	0	12
3:45	0	11	0	8	0	16	0	4	0	12	0	10
4:00	0	11	0	25	0	14	0	18	0	13	0	16
4:15	0	17	0	15	0	9	0	11	0	13	0	13
4:30	0	20	0	24	0	24	0	21	0	20	0	22
4:45	0	19	1	25	0	23	0	15	0	16	0	20
5:00	0	23	0	16	0	17	0	23	0	20	0	20
5:15	0	18	0	20	0	30	0	31	0	22	0	24
5:30	0	28	0	20	0	25	0	29	0	22	0	25
5:45	4	17	0	19	0	19	0	22	0	18	1	19
6:00	0	17	0	16	0	22	1	15	0	20	0	18
6:15	3	12	0	16	1	24	2	17	0	26	1	19
6:30	0	29	0	23	2	19	0	20	0	17	0	22
6:45	2	9	0	6	0	14	0	14	0	6	0	10
7:00	2	7	2	10	2	6	0	11	0	9	1	9
7:15	0	3	0	8	1	7	1	7	0	7	0	6
7:30	1	3	2	5	0	5	2	4	2	7	1	5
7:45	2	1	2	4	3	0	1	4	1	4	2	3
8:00	4	4	3	3	5	3	7	2	2	3	4	3
8:15	6	5	5	0	6	0	10	5	6	1	7	2
8:30	9	3	3	0	15	0	6	2	16	3	10	2
8:45	6	1	5	3	4	4	8	1	5	1	6	2
9:00	2	2	7	1	7	6	10	1	6	1	6	2
9:15	2	1	5	1	11	4	6	0	6	1	6	1
9:30	6	2	4	1	3	2	3	1	3	3	4	2
9:45	4	1	6	1	1	1	2	0	2	0	3	1
10:00	4	0	5	3	4	0	5	0	2	0	4	1
10:15	4	1	4	0	3	0	0	0	2	3	3	1
10:30	1	0	8	0	2	2	3	2	1	1	3	1
10:45	3	1	4	0	2	0	3	1	2	1	3	1
11:00	3	0	2	0	4	1	3	1	2	0	3	0
11:15	7	1	1	0	3	0	2	0	5	0	4	0
11:30	2	2	5	0	5	0	9	3	4	1	5	1
11:45	4	0	8	0	7	2	5	2	5	0	6	1
Totals	84	389	85	400	96	409	94	407	78	390	85	402
Day Total	473		485		505		501		468		487	
AM Pct	17.8%		17.5%		19.0%		18.8%		16.7%		17.5%	
Peak Hour	8:00	16:45	9:45	16:00	8:30	17:15	8:15	17:00	8:15	17:30	8:15	16:45
Peak Volume	25	88	23	89	37	96	34	105	33	86	29	89
P.H.F	0.6944	0.7857	0.7188	0.8900	0.6167	0.8000	0.8500	0.8468	0.5156	0.8269	0.7250	0.8900

AECOM												
7:00-8:00 AM	5		6		6		4		3		5	
7:15-8:15 AM	7		7		9		11		5		8	
7:30-8:30 AM	13		12		14		20		11		14	
7:45-8:45 AM	21		13		29		24		25		22	
8:00-9:00 AM	25		16		30		31		29		26	

4:00-5:00 AM		67		89		70		65		62		71
4:15-5:15 AM		79		80		73		70		69		74
4:30-5:30 AM		80		85		94		90		78		85
4:45-5:45 AM		88		81		95		98		80		88
5:00-6:00 AM		86		75		91		105		82		88

Client: AECOM SJ
 File Number: L-18A - SB-IN
 Route: L-18A
 Location: L-18A

Site Ref: L-18A
 Direction: SB-IN

Count Date	10/11/2021		10/12/2021		10/13/2021		10/14/2021		10/15/2021		Average	
Count Time	AM	PM	AM	PM	AM	PM	AM	PM	AM	PM	AM	PM
0:00	0	2	0	6	0	2	0	4	0	5	0	4
0:15	0	4	0	3	0	1	0	1	0	3	0	2
0:30	0	1	0	6	0	3	0	2	0	3	0	3
0:45	0	5	0	7	0	5	0	4	0	5	0	5
1:00	0	6	0	3	0	4	0	4	0	2	0	4
1:15	0	2	0	3	0	5	0	1	0	2	0	3
1:30	0	1	1	1	0	1	0	1	0	3	0	1
1:45	0	3	0	1	0	3	0	2	0	1	0	2
2:00	0	1	0	1	0	0	0	5	0	5	0	2
2:15	0	3	0	2	0	4	0	1	0	5	0	3
2:30	0	2	0	1	0	0	0	0	0	4	0	1
2:45	0	3	0	3	0	3	0	2	0	3	0	3
3:00	0	2	0	9	0	3	0	2	0	5	0	4
3:15	0	4	0	6	0	4	0	4	0	6	0	5
3:30	0	0	0	2	0	5	0	0	0	2	0	2
3:45	0	7	0	6	0	7	0	6	0	7	0	7
4:00	0	4	0	3	0	4	0	5	0	7	0	5
4:15	0	4	0	3	1	4	0	3	0	2	0	3
4:30	0	3	2	3	0	2	0	3	0	8	0	4
4:45	2	2	3	8	5	3	3	4	1	6	3	5
5:00	2	4	3	9	4	5	1	8	4	8	3	7
5:15	5	8	4	10	4	7	2	6	5	14	4	9
5:30	8	2	7	6	6	3	7	4	7	8	7	5
5:45	14	7	11	5	16	6	12	6	6	5	12	6
6:00	6	5	6	3	8	4	8	2	5	5	7	4
6:15	21	1	10	2	15	6	13	4	14	4	15	3
6:30	12	1	23	1	16	3	16	2	23	0	18	1
6:45	19	1	11	3	17	4	25	5	16	3	18	3
7:00	14	1	11	0	7	0	7	0	12	1	10	0
7:15	14	1	8	2	12	1	11	4	13	1	12	2
7:30	11	3	8	0	14	0	12	1	11	0	11	1
7:45	8	1	9	0	8	1	9	1	9	2	9	1
8:00	10	1	11	0	6	0	13	0	10	2	10	1
8:15	7	0	11	0	8	0	11	0	9	0	9	0
8:30	15	1	11	0	7	0	7	1	6	0	9	0
8:45	20	1	14	0	11	0	14	0	9	0	14	0
9:00	5	0	12	0	11	1	9	0	6	0	9	0
9:15	5	0	4	1	11	0	5	0	7	0	6	0
9:30	10	0	5	1	10	0	7	0	6	0	8	0
9:45	1	1	1	0	4	0	5	0	7	0	4	0
10:00	8	0	3	0	7	0	2	0	0	1	4	0
10:15	3	0	5	0	7	0	4	0	6	0	5	0
10:30	3	0	9	0	3	1	2	0	4	0	4	0
10:45	3	0	5	0	2	0	4	0	2	0	3	0
11:00	2	0	9	0	1	0	1	0	0	0	3	0
11:15	5	0	8	1	4	2	5	1	3	1	5	1
11:30	5	0	7	0	6	0	6	0	3	0	5	0
11:45	6	0	12	0	5	0	4	0	4	0	6	0
Totals	244	98	244	121	236	107	225	99	208	139	233	112
Day Total	342		365		343		324		347		345	
AM Pct	71.3%		66.8%		68.8%		69.4%		59.9%		67.5%	
Peak Hour	6:15	17:15	6:15	16:45	6:00	17:00	6:00	17:00	6:15	16:30	6:15	17:00
Peak Volume	66	22	55	33	56	21	62	24	65	36	61	27
P.H.F	0.7857	0.6875	0.5978	0.8250	0.8235	0.7500	0.6200	0.7500	0.7065	0.6429	0.8472	0.7500

AECOM												
7:00-8:00 AM	47		36		41		39		45		42	
7:15-8:15 AM	43		36		40		45		43		41	
7:30-8:30 AM	36		39		36		45		39		39	
7:45-8:45 AM	40		42		29		40		34		37	
8:00-9:00 AM	52		47		32		45		34		42	

4:00-5:00 AM		13		17		13		15		23		16
4:15-5:15 AM		13		23		14		18		24		18
4:30-5:30 AM		17		30		17		21		36		24
4:45-5:45 AM		16		33		18		22		36		25
5:00-6:00 AM		21		30		21		24		35		26

Client: AECOM SJ
 File Number: L-18A - NB-OUT
 Route: L-18A
 Location: L-18A

Site Ref: L-18A
 Direction: NB-OUT

Count Date	10/11/2021		10/12/2021		10/13/2021		10/14/2021		10/15/2021		Average	
Count Time	AM	PM	AM	PM	AM	PM	AM	PM	AM	PM	AM	PM
0:00	0	0	0	6	0	3	0	3	0	3	0	3
0:15	0	4	0	4	0	3	0	2	0	3	0	3
0:30	0	2	0	3	2	1	0	3	0	2	0	2
0:45	0	5	0	5	1	1	0	0	0	2	0	3
1:00	0	2	1	3	0	1	1	2	0	4	0	2
1:15	0	4	0	1	0	6	0	1	0	7	0	4
1:30	0	3	2	1	0	0	2	1	0	0	1	1
1:45	0	2	0	3	0	2	0	1	0	4	0	2
2:00	0	2	0	3	0	1	0	2	0	3	0	2
2:15	0	3	0	5	0	4	0	3	0	6	0	4
2:30	0	2	0	5	0	3	0	2	0	3	0	3
2:45	0	3	0	3	0	4	0	1	0	6	0	3
3:00	0	4	0	5	0	2	0	2	0	7	0	4
3:15	0	9	0	3	0	3	0	5	0	6	0	5
3:30	0	3	0	3	0	3	0	0	0	12	0	4
3:45	0	7	1	3	0	9	1	10	1	9	1	8
4:00	0	4	0	9	0	6	0	9	0	8	0	7
4:15	0	5	0	7	0	11	0	6	0	8	0	7
4:30	0	3	0	8	0	4	0	10	0	8	0	7
4:45	1	7	0	9	3	5	0	16	0	14	1	10
5:00	0	10	1	7	0	4	1	12	1	14	1	9
5:15	0	13	0	15	1	19	1	14	1	11	1	14
5:30	2	8	0	12	0	13	2	14	2	15	1	12
5:45	6	7	1	6	3	6	2	5	0	15	2	8
6:00	0	8	2	5	4	6	3	3	2	9	2	6
6:15	2	14	5	8	3	8	0	10	2	7	2	9
6:30	1	9	3	13	2	6	3	10	2	5	2	9
6:45	4	12	2	13	4	14	3	5	5	11	4	11
7:00	5	2	4	5	2	5	2	7	0	10	3	6
7:15	3	8	2	13	2	4	0	4	0	3	1	6
7:30	3	14	1	8	2	4	3	6	3	9	2	8
7:45	0	5	3	2	2	8	1	5	1	3	1	5
8:00	2	2	1	4	1	7	1	3	1	8	1	5
8:15	0	0	0	1	0	3	1	2	1	5	0	2
8:30	3	3	2	2	2	5	2	2	1	0	2	2
8:45	2	3	2	0	2	1	4	0	1	2	2	1
9:00	1	0	4	4	4	1	1	2	1	1	2	2
9:15	3	0	4	3	3	0	1	1	2	2	3	1
9:30	4	2	3	1	0	0	2	2	3	0	2	1
9:45	3	1	3	1	3	0	5	0	2	4	3	1
10:00	4	0	1	0	3	1	2	1	0	1	2	1
10:15	1	0	2	0	3	0	2	0	1	0	2	0
10:30	4	0	4	0	1	1	2	1	5	0	3	0
10:45	1	0	6	0	2	0	0	0	4	3	3	1
11:00	0	0	3	1	1	0	1	0	3	0	2	0
11:15	1	1	1	2	0	0	3	3	2	0	1	1
11:30	0	0	1	1	2	0	1	0	4	0	2	0
11:45	5	0	6	0	6	0	5	0	1	0	5	0
Totals	61	196	71	216	64	188	58	191	52	253	60	205
Day Total	257		287		252		249		305		265	
AM Pct	23.7%		24.7%		25.4%		23.3%		17.0%		22.6%	
Peak Hour	6:45	18:00	10:15	18:30	6:00	17:15	9:30	16:45	10:30	17:00	6:15	16:45
Peak Volume	15	43	15	44	13	44	11	56	14	55	11	45
P.H.F	0.7500	0.7679	0.6250	0.8462	0.8125	0.5789	0.5500	0.8750	0.7000	0.9167	0.6875	0.8036

AECOM												
7:00-8:00 AM	11		10		8		6		4		8	
7:15-8:15 AM	8		7		7		5		5		6	
7:30-8:30 AM	5		5		5		6		6		5	
7:45-8:45 AM	5		6		5		5		4		5	
8:00-9:00 AM	7		5		5		8		4		6	

4:00-5:00 AM		19		33		26		41		38		31
4:15-5:15 AM		25		31		24		44		44		34
4:30-5:30 AM		33		39		32		52		47		41
4:45-5:45 AM		38		43		41		56		54		46
5:00-6:00 AM		38		40		42		45		55		44

Client: AECOM SJ
 File Number: L-18B - SB-IN
 Route: L-18B
 Location: L-18B

Site Ref: L-18B
 Direction: SB-IN

Count Date	10/11/2021		10/12/2021		10/13/2021		10/14/2021		10/15/2021		Average	
Count Time	AM	PM	AM	PM	AM	PM	AM	PM	AM	PM	AM	PM
0:00	0	9	0	1	0	6	2	2	0	3	0	4
0:15	0	3	0	8	0	0	0	6	0	6	0	5
0:30	0	7	0	6	0	10	0	10	0	5	0	8
0:45	0	2	0	5	0	7	0	6	0	0	0	4
1:00	0	3	0	2	0	3	0	5	0	1	0	3
1:15	0	2	0	0	0	7	0	1	0	8	0	4
1:30	0	2	0	3	0	1	0	1	0	0	0	1
1:45	0	7	0	7	0	0	0	0	0	2	0	3
2:00	0	4	0	1	0	0	10	0	1	0	0	3
2:15	0	5	0	2	0	2	0	5	0	0	0	3
2:30	0	2	0	4	0	0	0	2	0	3	0	2
2:45	0	1	0	0	0	0	0	1	0	5	0	1
3:00	0	2	0	2	0	0	0	4	0	5	0	3
3:15	0	1	0	8	0	0	0	1	0	1	0	2
3:30	0	2	0	6	0	2	0	6	0	5	0	4
3:45	0	0	2	3	0	0	1	2	2	2	1	1
4:00	0	11	0	5	0	1	0	0	0	2	0	4
4:15	1	0	0	1	0	2	0	1	0	2	0	1
4:30	0	2	0	2	2	0	1	1	0	1	1	1
4:45	4	8	2	2	1	9	0	2	2	0	2	4
5:00	0	0	0	3	2	2	0	2	0	4	0	2
5:15	0	1	0	0	0	7	0	2	0	3	0	3
5:30	8	3	1	6	3	5	5	4	5	6	4	5
5:45	4	3	8	2	6	0	8	3	7	3	7	2
6:00	7	10	7	6	3	3	0	5	5	4	4	6
6:15	4	0	5	0	10	0	3	4	10	2	6	1
6:30	6	2	9	3	13	7	4	5	5	4	7	4
6:45	7	2	8	3	6	3	7	2	8	0	7	2
7:00	7	0	8	4	11	5	10	2	10	2	9	3
7:15	13	2	11	2	9	3	6	2	8	2	9	2
7:30	9	0	3	0	7	3	18	0	4	1	8	1
7:45	13	2	14	2	17	4	10	4	10	2	13	3
8:00	11	1	8	0	4	3	11	0	11	2	9	1
8:15	13	4	15	2	8	2	25	1	16	3	15	2
8:30	10	3	15	1	9	5	11	2	14	2	12	3
8:45	17	0	6	0	7	1	15	0	11	0	11	0
9:00	9	0	8	0	15	0	11	0	4	0	9	0
9:15	8	1	1	0	12	0	6	1	6	1	7	1
9:30	8	2	8	1	7	1	9	0	5	0	7	1
9:45	9	0	7	0	9	0	15	0	6	0	9	0
10:00	3	0	4	0	1	0	3	0	6	0	3	0
10:15	4	2	8	0	7	0	7	0	1	0	5	0
10:30	1	0	12	0	3	0	4	0	6	0	5	0
10:45	4	0	5	0	15	0	8	0	1	0	7	0
11:00	4	0	8	0	9	0	4	0	10	0	7	0
11:15	2	0	8	0	0	0	1	0	2	0	3	0
11:30	2	0	1	0	13	0	4	0	11	0	6	0
11:45	3	0	2	0	5	1	3	0	13	0	5	0
Totals	191	111	194	103	214	115	212	96	199	92	198	103
Day Total	302		297		329		308		291		301	
AM Pct	63.2%		65.3%		65.0%		68.8%		68.4%		65.8%	
Peak Hour	8:00	12:00	7:45	15:15	7:00	12:30	7:30	12:15	8:00	14:45	7:45	12:00
Peak Volume	51	21	52	22	44	27	64	27	52	16	49	21
P.H.F	0.7500	0.5833	0.8667	0.6875	0.6471	0.6750	0.6400	0.6750	0.8125	0.8000	0.8167	0.6563

AECOM												
7:00-8:00 AM	42		36		44		44		32		40	
7:15-8:15 AM	46		36		37		45		33		39	
7:30-8:30 AM	46		40		36		64		41		45	
7:45-8:45 AM	47		52		38		57		51		49	
8:00-9:00 AM	51		44		28		62		52		47	

4:00-5:00 AM		21		10		12		4		5		10
4:15-5:15 AM		10		8		13		6		7		9
4:30-5:30 AM		11		7		18		7		8		10
4:45-5:45 AM		12		11		23		10		13		14
5:00-6:00 AM		7		11		14		11		16		12

Client: AECOM SJ
 File Number: L-18B - NB-OUT
 Route: L-18B
 Location: L-18B

Site Ref: L-18B
 Direction: NB-OUT

Count Date	10/11/2021		10/12/2021		10/13/2021		10/14/2021		10/15/2021		Average	
Count Time	AM	PM	AM	PM	AM	PM	AM	PM	AM	PM	AM	PM
0:00	0	0	2	2	2	0	2	0	3	3	2	1
0:15	0	0	0	2	7	0	0	0	0	0	1	0
0:30	0	2	3	0	6	0	0	0	2	1	2	1
0:45	1	5	0	0	0	1	0	1	0	4	0	2
1:00	0	0	1	0	0	2	0	0	0	1	0	1
1:15	1	3	0	3	0	3	0	0	0	0	0	2
1:30	0	1	0	0	0	2	3	0	0	0	1	1
1:45	0	2	0	1	0	0	0	1	0	0	0	1
2:00	0	0	0	0	0	4	0	1	0	1	0	1
2:15	0	5	2	0	0	0	0	0	0	3	0	2
2:30	0	2	0	1	0	0	0	1	0	2	0	1
2:45	0	3	0	4	1	4	0	0	0	8	0	4
3:00	0	8	0	7	0	1	0	7	0	1	0	5
3:15	0	3	0	2	0	0	0	0	0	10	0	3
3:30	0	2	0	1	0	6	0	3	0	4	0	3
3:45	0	5	0	4	0	5	0	2	0	7	0	5
4:00	0	3	0	3	0	1	0	3	0	12	0	4
4:15	0	9	0	4	0	3	0	9	0	7	0	6
4:30	0	3	0	2	0	3	0	7	0	2	0	3
4:45	0	9	0	2	0	0	0	6	0	2	0	4
5:00	0	5	0	13	0	9	0	9	0	3	0	8
5:15	0	15	0	4	0	2	0	16	0	3	0	8
5:30	2	4	0	6	0	10	0	3	0	3	0	5
5:45	0	4	0	11	0	11	0	8	0	10	0	9
6:00	0	4	0	1	2	6	0	6	0	11	0	6
6:15	0	0	0	6	1	13	0	6	0	3	0	6
6:30	0	1	0	11	0	9	0	0	0	2	0	5
6:45	0	6	3	6	2	7	1	0	0	4	1	5
7:00	0	4	0	3	0	1	0	3	2	3	0	3
7:15	1	5	0	0	0	5	0	2	1	5	0	3
7:30	1	3	0	11	1	7	0	0	2	3	1	5
7:45	0	4	0	4	1	1	2	3	0	5	1	3
8:00	3	3	1	0	0	2	0	6	2	6	1	3
8:15	2	0	0	0	0	0	1	4	1	0	1	1
8:30	0	0	0	1	3	2	0	0	0	0	1	1
8:45	1	0	1	0	2	1	0	0	0	1	1	0
9:00	2	0	0	0	0	2	2	0	0	5	1	1
9:15	2	0	2	0	0	0	2	0	0	0	1	0
9:30	0	0	0	0	2	2	0	0	3	2	1	1
9:45	2	0	2	0	0	0	0	2	0	0	1	0
10:00	3	0	0	0	0	0	0	0	0	0	1	0
10:15	2	2	0	0	0	0	0	0	0	0	0	0
10:30	2	2	1	4	2	0	0	0	0	0	1	1
10:45	3	0	0	0	0	0	3	0	0	0	1	0
11:00	0	0	1	0	1	0	2	0	2	0	1	0
11:15	2	0	0	0	0	2	1	0	1	0	1	0
11:30	2	0	0	0	2	2	0	0	0	0	1	0
11:45	0	1	8	0	1	0	0	0	5	0	3	0
Totals	32	128	27	119	36	129	19	109	24	137	26	124
Day Total	160		146		165		128		161		150	
AM Pct	20.0%		18.5%		21.8%		14.8%		14.9%		17.3%	
Peak Hour	10:00	16:45	11:00	17:00	0:00	17:30	10:30	16:30	11:00	15:15	11:00	17:00
Peak Volume	10	33	9	34	15	40	6	38	8	33	6	30
P.H.F	0.8333	0.5500	0.2813	0.6538	0.5357	0.7692	0.5000	0.5938	0.4000	0.6875	0.5000	0.8333

AECOM												
7:00-8:00 AM	2		0		2		2		5		2	
7:15-8:15 AM	5		1		2		2		5		3	
7:30-8:30 AM	6		1		2		3		5		3	
7:45-8:45 AM	5		1		4		3		3		3	
8:00-9:00 AM	6		2		5		1		3		3	

4:00-5:00 AM		24		11		7		25		23		18
4:15-5:15 AM		26		21		15		31		14		21
4:30-5:30 AM		32		21		14		38		10		23
4:45-5:45 AM		33		25		21		34		11		25
5:00-6:00 AM		28		34		32		36		19		30

Client: AECOM SJ
 File Number: L-18C - SB-IN
 Route: L-18C
 Location: L-18C

Site Ref: L-18C
 Direction: SB-IN

Count Date	10/11/2021		10/12/2021		10/13/2021		10/14/2021		10/15/2021		Average	
Count Time	AM	PM	AM	PM	AM	PM	AM	PM	AM	PM	AM	PM
0:00	0	8	0	6	0	6	2	7	3	3	1	6
0:15	0	8	0	10	1	2	0	10	0	11	0	8
0:30	1	10	1	7	0	10	0	14	0	17	0	12
0:45	0	6	0	6	0	4	0	11	0	7	0	7
1:00	0	8	0	19	1	13	0	6	0	5	0	10
1:15	0	9	0	8	0	5	1	8	0	5	0	7
1:30	0	1	0	4	1	4	0	5	0	5	0	4
1:45	0	5	0	3	0	7	0	4	0	3	0	4
2:00	0	7	1	7	0	7	0	3	0	5	0	6
2:15	0	5	2	4	5	2	1	3	4	7	2	4
2:30	0	3	0	8	0	4	0	5	2	7	0	5
2:45	0	3	0	3	0	1	0	6	0	4	0	3
3:00	1	6	0	6	0	3	0	6	0	4	0	5
3:15	0	3	0	8	0	9	0	12	0	5	0	7
3:30	0	6	0	5	0	7	0	7	0	7	0	6
3:45	0	3	0	0	0	7	0	4	0	7	0	4
4:00	0	2	0	5	0	3	2	7	0	5	0	4
4:15	0	10	0	3	0	6	0	9	0	10	0	8
4:30	0	5	0	6	0	9	0	6	2	7	0	7
4:45	0	2	0	8	1	9	1	3	1	6	1	6
5:00	0	5	2	4	1	6	1	5	2	2	1	4
5:15	2	5	2	6	1	9	6	6	3	8	3	7
5:30	3	5	3	11	7	4	4	1	4	4	4	5
5:45	4	6	6	4	5	5	6	9	11	5	6	6
6:00	5	5	6	0	5	4	2	3	2	2	4	3
6:15	10	1	5	2	9	3	11	1	11	4	9	2
6:30	8	6	6	9	7	2	3	4	10	6	7	5
6:45	9	4	8	4	3	4	6	5	4	3	6	4
7:00	3	2	13	7	3	3	11	5	10	3	8	4
7:15	3	0	12	1	10	2	6	3	7	4	8	2
7:30	8	7	11	2	11	3	12	2	8	3	10	3
7:45	15	1	18	2	6	2	3	4	8	0	10	2
8:00	8	3	14	2	14	3	11	4	12	2	12	3
8:15	7	1	4	0	12	0	4	2	6	0	7	1
8:30	7	4	7	0	12	5	9	1	9	1	9	2
8:45	9	3	3	3	10	3	4	3	7	3	7	3
9:00	8	1	3	3	11	2	6	0	8	2	7	2
9:15	5	0	8	1	6	1	12	1	5	0	7	1
9:30	11	0	8	0	17	0	6	0	4	0	9	0
9:45	10	0	7	0	8	1	6	0	3	1	7	0
10:00	3	1	4	0	11	1	8	0	3	3	6	1
10:15	7	0	6	0	6	0	6	2	4	0	6	0
10:30	9	0	10	0	7	2	4	1	6	1	7	1
10:45	4	0	9	2	6	0	5	0	10	1	7	1
11:00	4	0	5	0	2	1	5	0	4	0	4	0
11:15	6	0	6	0	1	0	3	0	11	0	5	0
11:30	4	0	7	0	6	0	6	0	9	0	6	0
11:45	2	0	7	0	8	0	3	0	0	1	4	0
Totals	176	170	204	189	214	184	176	198	193	189	190	185
Day Total	346		393		398		374		382		375	
AM Pct	50.9%		51.9%		53.8%		47.1%		50.5%		50.7%	
Peak Hour	7:30	12:30	7:15	12:15	8:00	16:30	6:45	12:00	6:15	12:15	7:15	12:15
Peak Volume	38	33	55	42	48	33	35	42	35	40	40	37
P.H.F	0.6333	0.8250	0.7639	0.5526	0.8571	0.9167	0.7292	0.7500	0.7955	0.5882	0.8333	0.7708

AECOM												
7:00-8:00 AM	29		54		30		32		33		36	
7:15-8:15 AM	34		55		41		32		35		39	
7:30-8:30 AM	38		47		43		30		34		38	
7:45-8:45 AM	37		43		44		27		35		37	
8:00-9:00 AM	31		28		48		28		34		34	

4:00-5:00 AM		19		22		27		25		28		24
4:15-5:15 AM		22		21		30		23		25		24
4:30-5:30 AM		17		24		33		20		23		23
4:45-5:45 AM		17		29		28		15		20		22
5:00-6:00 AM		21		25		24		21		19		22

Client: AECOM SJ
 File Number: L-18C - NB-OUT
 Route: L-18C
 Location: L-18C

Site Ref: L-18C
 Direction: NB-OUT

Count Date	10/11/2021		10/12/2021		10/13/2021		10/14/2021		10/15/2021		Average	
Count Time	AM	PM	AM	PM	AM	PM	AM	PM	AM	PM	AM	PM
0:00	0	13	0	7	0	10	0	5	2	11	0	9
0:15	0	6	0	7	0	7	0	8	0	8	0	7
0:30	0	16	0	15	3	25	3	13	3	14	2	17
0:45	0	10	2	16	0	8	0	13	1	11	1	12
1:00	0	19	0	9	1	15	0	5	2	8	1	11
1:15	0	8	0	9	0	11	0	8	0	12	0	10
1:30	0	7	2	5	2	7	0	9	0	11	1	8
1:45	0	3	0	5	1	12	0	11	2	3	1	7
2:00	0	8	0	14	0	11	0	6	0	5	0	9
2:15	1	14	0	4	4	10	0	1	0	10	1	8
2:30	0	8	0	12	0	10	0	8	2	17	0	11
2:45	0	7	0	12	0	6	0	15	0	14	0	11
3:00	0	12	0	8	0	7	0	10	0	6	0	9
3:15	0	14	0	23	0	20	0	12	0	8	0	15
3:30	0	11	0	15	0	11	0	15	2	19	0	14
3:45	1	6	0	26	0	14	0	26	0	17	0	18
4:00	0	13	0	20	0	7	1	14	0	29	0	17
4:15	0	22	0	22	0	26	0	32	0	24	0	25
4:30	0	12	0	9	0	10	0	15	1	6	0	10
4:45	0	21	2	17	0	23	0	10	4	13	1	17
5:00	2	17	5	11	4	20	4	20	2	13	3	16
5:15	4	23	3	17	5	17	3	25	7	25	4	21
5:30	2	18	2	23	1	25	3	17	2	14	2	19
5:45	3	16	5	28	3	15	7	28	7	17	5	21
6:00	6	22	4	13	2	18	5	13	4	17	4	17
6:15	8	8	7	17	5	10	7	11	5	17	6	13
6:30	5	16	2	9	5	15	3	19	6	10	4	14
6:45	8	11	4	8	3	9	5	7	4	14	5	10
7:00	2	13	3	9	3	6	3	15	4	10	3	11
7:15	2	9	8	10	9	17	6	16	5	7	6	12
7:30	5	14	3	1	11	3	7	7	6	2	6	5
7:45	10	9	11	6	6	7	10	12	12	8	10	8
8:00	5	7	4	9	8	10	4	15	4	9	5	10
8:15	10	4	11	6	10	2	5	5	9	4	9	4
8:30	8	7	7	1	3	4	4	2	6	5	6	4
8:45	9	3	11	6	7	10	7	7	10	3	9	6
9:00	6	2	4	3	11	7	9	0	5	5	7	3
9:15	5	1	3	1	5	5	1	2	1	2	3	2
9:30	14	5	9	6	7	0	8	1	1	0	8	2
9:45	6	2	5	1	4	0	1	5	6	5	4	3
10:00	5	0	6	0	7	4	2	0	6	7	5	2
10:15	4	1	3	0	5	2	6	1	6	1	5	1
10:30	7	0	16	0	4	4	2	0	4	2	7	1
10:45	5	0	12	3	10	0	5	0	9	0	8	1
11:00	8	1	7	0	7	0	10	0	9	0	8	0
11:15	11	0	13	0	8	1	6	0	13	2	10	1
11:30	4	0	8	2	6	3	13	2	12	0	9	1
11:45	7	0	14	1	8	0	3	0	8	0	8	0
Totals	173	439	196	446	178	464	153	466	192	445	177	453
Day Total	612		642		642		619		637		630	
AM Pct	28.3%		30.5%		27.7%		24.7%		30.1%		28.1%	
Peak Hour	8:45	16:45	10:30	15:15	7:30	16:45	10:45	17:00	10:45	15:30	10:45	17:15
Peak Volume	34	79	48	84	35	85	34	90	43	89	35	78
P.H.F	0.6071	0.8587	0.7500	0.8077	0.7955	0.8500	0.6538	0.8036	0.8269	0.7672	0.8750	0.9286

AECOM												
7:00-8:00 AM	19		25		29		26		27		25	
7:15-8:15 AM	22		26		34		27		27		27	
7:30-8:30 AM	30		29		35		26		31		30	
7:45-8:45 AM	33		33		27		23		31		29	
8:00-9:00 AM	32		33		28		20		29		28	

4:00-5:00 AM		68		68		66		71		72		69
4:15-5:15 AM		72		59		79		77		56		69
4:30-5:30 AM		73		54		70		70		57		65
4:45-5:45 AM		79		68		85		72		65		74
5:00-6:00 AM		74		79		77		90		69		78

Client: AECOM SJ
 File Number: L-20A - SB-IN
 Route: L-20A
 Location: L-20A

Site Ref: L-20A
 Direction: SB-IN

Count Date	10/11/2021		10/12/2021		10/13/2021		10/14/2021		10/15/2021		Average	
Count Time	AM	PM	AM	PM	AM	PM	AM	PM	AM	PM	AM	PM
0:00	0	0	0	4	0	3	0	2	0	0	0	2
0:15	0	2	0	3	0	3	0	4	0	1	0	3
0:30	0	4	0	2	0	1	0	3	0	4	0	3
0:45	0	3	0	3	1	3	0	1	0	0	0	2
1:00	0	0	2	1	0	0	0	1	0	2	0	1
1:15	0	0	0	0	0	2	0	1	1	0	0	1
1:30	0	0	0	0	0	2	0	2	0	0	0	1
1:45	0	0	0	1	0	1	0	1	0	0	0	1
2:00	0	1	0	1	0	1	2	0	0	0	0	1
2:15	0	0	0	1	0	0	0	0	0	3	0	1
2:30	0	1	0	2	0	1	0	1	0	2	0	1
2:45	0	1	0	2	0	1	0	1	0	1	0	1
3:00	0	0	0	0	0	2	0	1	0	0	0	1
3:15	0	1	0	1	0	0	0	0	0	0	0	0
3:30	0	3	0	2	0	1	0	1	0	2	0	2
3:45	0	1	0	1	0	2	0	2	0	1	0	1
4:00	1	1	1	1	1	1	1	0	0	0	1	1
4:15	0	1	0	1	1	2	2	1	1	0	1	1
4:30	0	2	3	4	0	1	2	0	0	5	1	2
4:45	0	0	0	0	0	1	0	2	0	1	0	1
5:00	0	2	0	1	0	2	0	3	0	4	0	2
5:15	0	1	0	0	0	1	0	3	0	2	0	1
5:30	2	1	5	1	2	0	2	2	4	2	3	1
5:45	0	0	1	1	2	2	0	2	2	0	1	1
6:00	5	2	5	0	3	0	2	0	5	0	4	0
6:15	2	0	3	2	3	1	2	2	2	1	2	1
6:30	0	0	0	0	1	0	1	1	1	1	1	0
6:45	0	1	0	3	0	2	1	3	0	0	0	2
7:00	0	1	0	2	2	2	1	3	0	3	1	2
7:15	1	1	1	0	0	3	1	0	1	2	1	1
7:30	1	0	3	1	1	0	3	0	1	0	2	0
7:45	0	1	1	0	3	1	3	0	1	1	2	1
8:00	2	0	1	0	2	0	1	0	0	0	1	0
8:15	0	0	3	1	0	0	0	0	0	0	1	0
8:30	2	0	0	0	2	0	1	2	2	1	1	1
8:45	5	0	3	1	2	1	2	1	4	1	3	1
9:00	1	1	2	1	1	1	0	1	1	1	1	1
9:15	4	2	4	2	3	2	2	2	5	1	4	2
9:30	3	0	3	0	1	0	4	0	4	0	3	0
9:45	5	0	1	0	1	0	2	0	3	0	2	0
10:00	0	0	1	0	4	0	3	1	2	0	2	0
10:15	3	0	7	0	2	0	4	1	0	0	3	0
10:30	3	0	2	0	1	0	1	0	1	0	2	0
10:45	3	0	5	0	4	0	4	0	3	0	4	0
11:00	2	0	7	2	4	0	1	0	0	0	3	0
11:15	0	0	4	2	1	0	1	0	1	0	1	0
11:30	1	0	3	1	2	0	4	0	0	0	2	0
11:45	2	0	4	0	10	0	1	0	1	0	4	0
Totals	48	34	75	51	60	46	54	51	46	42	57	44
Day Total	82		126		106		105		88		101	
AM Pct	58.5%		59.5%		56.6%		51.4%		52.3%		56.4%	
Peak Hour	8:45	12:00	10:15	12:00	11:00	12:00	9:30	12:00	8:45	16:30	10:15	12:00
Peak Volume	13	9	21	12	17	10	13	10	14	12	12	10
P.H.F	0.6500	0.5625	0.7500	0.7500	0.4250	0.8333	0.8125	0.6250	0.7000	0.6000	0.7500	0.8333

AECOM

7:00-8:00 AM	2	5	6	8	3	5
7:15-8:15 AM	4	6	6	8	3	5
7:30-8:30 AM	3	8	6	7	2	5
7:45-8:45 AM	4	5	7	5	3	5
8:00-9:00 AM	9	7	6	4	6	6

4:00-5:00 AM	4	6	5	3	6	5
4:15-5:15 AM	5	6	6	6	10	7
4:30-5:30 AM	5	5	5	8	12	7
4:45-5:45 AM	4	2	4	10	9	6
5:00-6:00 AM	4	3	5	10	8	6

Client: AECOM SJ
 File Number: L-20A - NB-OUT
 Route: L-20A
 Location: L-20A

Site Ref: L-20A
 Direction: NB-OUT

Count Date	10/11/2021		10/12/2021		10/13/2021		10/14/2021		10/15/2021		Average	
Count Time	AM	PM	AM	PM	AM	PM	AM	PM	AM	PM	AM	PM
0:00	0	1	2	4	0	1	0	3	0	0	0	2
0:15	0	0	0	3	0	0	0	2	0	1	0	1
0:30	0	0	0	2	0	0	0	0	0	2	0	1
0:45	0	3	0	2	0	1	0	0	0	2	0	2
1:00	0	0	1	2	0	0	0	0	0	0	0	0
1:15	0	0	3	0	0	3	0	1	0	0	1	1
1:30	0	0	0	0	0	0	0	2	0	0	0	0
1:45	0	0	0	0	0	0	0	0	0	3	0	1
2:00	0	1	0	0	0	4	0	0	0	1	0	1
2:15	0	1	0	1	0	1	0	1	0	1	0	1
2:30	0	1	0	1	0	2	2	2	0	4	0	2
2:45	0	3	0	0	0	1	0	2	0	2	0	2
3:00	0	6	0	6	0	5	0	7	0	7	0	6
3:15	0	2	0	4	0	1	0	1	0	3	0	2
3:30	0	1	0	2	0	4	0	1	0	0	0	2
3:45	0	6	0	3	0	6	0	3	0	2	0	4
4:00	1	2	1	2	0	1	0	4	0	0	0	2
4:15	0	0	0	2	1	5	0	0	0	2	0	2
4:30	0	2	2	4	0	0	0	1	0	3	0	2
4:45	0	1	0	3	1	2	0	4	1	1	0	2
5:00	0	1	0	0	0	2	2	1	1	3	1	1
5:15	0	1	0	2	2	1	1	0	2	1	1	1
5:30	3	4	1	1	0	0	1	4	1	3	1	2
5:45	4	2	4	4	4	5	0	3	3	3	3	3
6:00	1	3	0	2	2	1	3	2	0	2	1	2
6:15	2	0	1	1	1	3	2	0	6	1	2	1
6:30	0	0	0	3	0	0	0	1	0	2	0	1
6:45	0	2	0	3	0	5	1	6	0	1	0	3
7:00	1	5	0	3	3	4	0	2	3	2	1	3
7:15	0	1	1	2	0	0	0	2	0	4	0	2
7:30	0	0	3	1	0	0	2	0	1	0	1	0
7:45	0	4	3	0	0	3	1	2	0	1	1	2
8:00	0	1	1	2	0	0	0	1	0	0	0	1
8:15	0	0	0	0	1	0	1	0	0	1	0	0
8:30	2	0	1	1	2	0	0	4	2	2	1	1
8:45	3	0	1	3	1	5	1	0	5	4	2	2
9:00	2	1	0	0	1	1	0	0	2	0	1	0
9:15	1	2	0	1	0	2	1	1	0	0	0	1
9:30	2	0	1	0	0	0	1	1	1	0	1	0
9:45	4	0	0	0	4	0	0	0	0	0	2	0
10:00	2	0	2	0	2	0	1	1	2	0	2	0
10:15	2	0	0	0	0	0	3	3	0	0	1	1
10:30	0	0	1	1	0	0	0	0	0	0	0	0
10:45	0	1	0	0	1	2	0	0	1	0	0	1
11:00	0	1	0	5	2	0	0	0	0	0	0	1
11:15	0	0	1	2	1	1	1	0	0	0	1	1
11:30	0	0	0	1	1	0	1	1	0	0	0	0
11:45	0	0	4	0	2	1	2	0	0	0	2	0
Totals	30	59	34	79	32	73	27	69	31	64	26	66
Day Total	89		113		105		96		95		92	
AM Pct	33.7%		30.1%		30.5%		28.1%		32.6%		28.3%	
Peak Hour	5:30	15:00	7:15	15:00	5:15	15:00	5:30	14:15	5:30	14:30	5:30	15:00
Peak Volume	10	15	8	15	8	16	6	12	10	16	7	14
P.H.F	0.6250	0.6250	0.6667	0.6250	0.5000	0.6667	0.5000	0.4286	0.4167	0.5714	0.5833	0.5833

AECOM												
7:00-8:00 AM	1		7		3		3		4		4	
7:15-8:15 AM	0		8		0		3		1		2	
7:30-8:30 AM	0		7		1		4		1		3	
7:45-8:45 AM	2		5		3		2		2		3	
8:00-9:00 AM	5		3		4		2		7		4	

4:00-5:00 AM		5		11		8		9		6		8
4:15-5:15 AM		4		9		9		6		9		7
4:30-5:30 AM		5		9		5		6		8		7
4:45-5:45 AM		7		6		5		9		8		7
5:00-6:00 AM		8		7		8		8		10		8

Client: AECOM SJ
 File Number: L-20B - NB-IN
 Route: L-20B
 Location: L-20B

Site Ref: L-20B
 Direction: NB-IN

Count Date	10/11/2021		10/12/2021		10/13/2021		10/14/2021		10/15/2021		Average	
Count Time	AM	PM	AM	PM	AM	PM	AM	PM	AM	PM	AM	PM
0:00	0	10	0	15	0	11	0	11	0	11	0	12
0:15	0	5	2	9	0	12	0	4	0	5	0	7
0:30	0	9	0	10	0	11	0	7	0	8	0	9
0:45	0	9	0	12	0	6	0	10	1	12	0	10
1:00	1	10	1	9	1	7	1	5	1	4	1	7
1:15	0	5	0	5	0	4	0	8	0	7	0	6
1:30	0	6	0	4	0	12	0	9	0	7	0	8
1:45	0	7	0	5	0	5	0	4	0	3	0	5
2:00	0	7	0	8	0	7	0	10	0	8	0	8
2:15	0	1	0	4	1	3	0	6	0	3	0	3
2:30	0	4	0	7	0	5	0	3	0	8	0	5
2:45	0	8	0	8	0	5	1	6	0	5	0	6
3:00	0	8	0	7	0	6	0	6	2	4	0	6
3:15	2	6	1	7	1	12	0	7	0	3	1	7
3:30	1	11	1	9	4	7	2	7	0	9	2	9
3:45	2	5	2	8	0	6	1	8	1	8	1	7
4:00	1	8	2	10	2	11	1	5	2	9	2	9
4:15	1	6	2	9	2	5	4	11	2	7	2	8
4:30	2	10	3	10	3	4	3	6	4	6	3	7
4:45	3	14	3	11	3	9	2	8	4	10	3	10
5:00	6	9	5	6	5	7	2	6	1	3	4	6
5:15	9	8	7	9	8	15	9	6	9	6	8	9
5:30	12	7	15	13	12	13	7	11	8	9	11	11
5:45	13	8	16	10	14	10	22	11	15	10	16	10
6:00	30	6	23	8	25	16	22	7	26	6	25	9
6:15	39	12	38	17	39	15	36	13	29	13	36	14
6:30	33	5	40	10	37	3	26	4	29	10	33	6
6:45	24	9	33	9	37	8	31	5	22	13	29	9
7:00	27	3	24	2	22	5	26	7	25	6	25	5
7:15	30	4	45	4	35	4	32	3	22	4	33	4
7:30	35	7	32	10	33	5	32	5	29	4	32	6
7:45	49	5	35	6	26	3	30	7	27	4	33	5
8:00	32	3	20	5	31	5	35	4	27	4	29	4
8:15	30	3	49	2	36	3	33	3	30	4	36	3
8:30	28	2	35	5	37	3	40	4	30	3	34	3
8:45	38	1	44	3	36	2	39	1	42	0	40	1
9:00	31	1	43	0	41	1	42	2	29	3	37	1
9:15	24	3	42	2	44	0	32	0	29	1	34	1
9:30	21	1	28	2	26	0	28	0	26	1	26	1
9:45	22	2	29	0	33	2	30	0	16	0	26	1
10:00	19	1	23	2	16	0	21	0	18	0	19	1
10:15	20	0	19	1	20	1	18	1	24	1	20	1
10:30	13	0	18	1	12	0	13	0	17	1	15	0
10:45	10	0	12	1	10	0	10	0	7	0	10	0
11:00	16	0	10	3	12	0	16	0	9	0	13	1
11:15	7	0	11	0	6	1	4	0	8	0	7	0
11:30	11	1	8	0	11	0	12	1	11	1	11	1
11:45	5	0	18	0	12	1	6	0	8	0	10	0
Totals	647	250	739	298	693	271	669	242	590	244	667	262
Day Total	897		1037		964		911		834		929	
AM Pct	72.1%		71.3%		71.9%		73.4%		70.7%		71.8%	
Peak Hour	7:15	16:30	8:15	17:30	8:30	17:15	8:15	17:30	8:15	18:00	8:15	17:30
Peak Volume	146	41	171	48	158	54	154	42	131	42	147	44
P.H.F	0.7449	0.7321	0.8724	0.7059	0.8977	0.8438	0.9167	0.8077	0.7798	0.8077	0.9188	0.7857

AECOM

7:00-8:00 AM	141		136		116		120		103		123	
7:15-8:15 AM	146		132		125		129		105		127	
7:30-8:30 AM	146		136		126		130		113		130	
7:45-8:45 AM	139		139		130		138		114		132	
8:00-9:00 AM	128		148		140		147		129		138	

4:00-5:00 AM		38		40		29		30		32		34
4:15-5:15 AM		39		36		25		31		26		31
4:30-5:30 AM		41		36		35		26		25		33
4:45-5:45 AM		38		39		44		31		28		36
5:00-6:00 AM		32		38		45		34		28		35

Client: AECOM SJ
 File Number: L-20B - SB-OUT
 Route: L-20B
 Location: L-20B

Site Ref: L-20B
 Direction: SB-OUT

Count Date	10/11/2021		10/12/2021		10/13/2021		10/14/2021		10/15/2021		Average	
Count Time	AM	PM	AM	PM	AM	PM	AM	PM	AM	PM	AM	PM
0:00	0	5	5	10	2	6	1	9	2	6	2	7
0:15	0	8	2	7	0	9	0	11	0	7	0	8
0:30	0	4	0	8	1	7	0	7	0	13	0	8
0:45	0	9	0	7	0	8	0	14	1	5	0	9
1:00	0	5	1	9	0	7	0	8	0	3	0	6
1:15	1	7	2	11	2	8	2	8	2	14	2	10
1:30	0	7	0	14	0	5	0	6	0	4	0	7
1:45	0	8	0	6	0	15	0	8	0	3	0	8
2:00	0	9	0	9	0	10	0	9	0	14	0	10
2:15	0	8	0	8	0	10	0	10	0	9	0	9
2:30	0	15	0	17	0	11	0	16	0	17	0	15
2:45	0	15	0	20	0	21	1	12	0	10	0	16
3:00	0	25	0	31	0	17	0	23	0	22	0	24
3:15	0	23	0	20	0	30	1	27	0	25	0	25
3:30	0	32	0	48	0	32	0	37	0	31	0	36
3:45	0	27	0	26	0	29	0	36	0	31	0	30
4:00	1	30	1	40	1	35	1	27	1	30	1	32
4:15	0	37	0	51	1	38	0	37	0	22	0	37
4:30	0	44	0	37	0	32	0	43	0	33	0	38
4:45	0	33	3	37	1	49	2	32	0	38	1	38
5:00	1	44	0	40	0	47	0	42	0	37	0	42
5:15	0	38	1	62	0	48	0	63	1	33	0	49
5:30	1	45	1	35	1	41	1	32	1	34	1	37
5:45	0	36	1	47	4	37	0	34	6	39	2	39
6:00	8	24	6	33	4	37	7	30	7	25	6	30
6:15	10	31	9	38	6	41	7	35	10	23	8	34
6:30	3	34	6	26	2	32	2	23	7	22	4	27
6:45	3	13	4	26	5	24	6	22	3	17	4	20
7:00	6	20	4	16	1	19	4	20	4	17	4	18
7:15	4	16	1	23	5	14	2	25	1	18	3	19
7:30	4	26	3	31	3	15	4	23	3	14	3	22
7:45	4	16	3	14	3	14	4	18	2	9	3	14
8:00	3	6	4	11	1	10	7	10	5	9	4	9
8:15	1	2	3	9	5	15	1	3	5	7	3	7
8:30	3	5	2	5	3	5	2	10	2	5	2	6
8:45	3	2	1	6	1	4	2	6	4	7	2	5
9:00	2	5	5	3	3	1	1	2	3	2	3	3
9:15	4	3	11	2	7	2	5	2	5	5	6	3
9:30	1	2	4	7	7	3	2	3	5	7	4	4
9:45	6	4	8	3	4	2	6	0	3	3	5	2
10:00	6	1	10	5	6	2	8	2	7	2	7	2
10:15	5	2	1	2	8	0	5	4	4	0	5	2
10:30	3	2	6	2	6	1	6	3	10	2	6	2
10:45	5	1	12	1	2	1	9	0	3	2	6	1
11:00	3	1	5	3	3	1	7	1	3	1	4	1
11:15	5	1	5	2	2	3	0	2	8	1	4	2
11:30	3	3	8	2	4	0	2	3	9	1	5	2
11:45	2	0	11	3	8	2	7	3	4	4	6	2
Totals	101	734	149	873	112	800	115	801	131	683	116	777
Day Total	835		1022		912		916		814		893	
AM Pct	12.1%		14.6%		12.3%		12.6%		16.1%		13.0%	
Peak Hour	6:00	17:00	9:15	17:00	9:30	16:45	10:00	16:30	5:45	17:00	10:00	16:30
Peak Volume	24	163	33	184	25	185	28	180	30	143	24	167
P.H.F	0.6000	0.9056	0.7500	0.7419	0.7813	0.9439	0.7778	0.7143	0.7500	0.9167	0.8571	0.8520

AECOM

7:00-8:00 AM	18		11		12		14		10		13	
7:15-8:15 AM	15		11		12		17		11		13	
7:30-8:30 AM	12		13		12		16		15		14	
7:45-8:45 AM	11		12		12		14		14		13	
8:00-9:00 AM	10		10		10		12		16		12	

4:00-5:00 AM		144		165		154		139		123		145
4:15-5:15 AM		158		165		166		154		130		155
4:30-5:30 AM		159		176		176		180		141		166
4:45-5:45 AM		160		174		185		169		142		166
5:00-6:00 AM		163		184		173		171		143		167

Client: AECOM SJ
 File Number: PS-1A - SB-IN
 Route: PS-1A
 Location: PS-1A

Site Ref: PS-1A
 Direction: SB-IN

Count Date	10/18/2021		10/19/2021		10/20/2021		10/21/2021		10/22/2021		Average	
Count Time	AM	PM	AM	PM	AM	PM	AM	PM	AM	PM	AM	PM
0:00	0	6	0	16	0	8	0	8	0	7	0	9
0:15	0	6	0	11	0	6	0	14	3	7	1	9
0:30	0	12	0	14	0	5	0	6	0	14	0	10
0:45	0	7	0	9	0	8	0	9	2	10	0	9
1:00	0	8	0	4	0	5	0	10	0	15	0	8
1:15	0	2	0	11	0	10	0	15	0	16	0	11
1:30	0	9	0	11	0	13	0	19	0	11	0	13
1:45	0	6	0	17	0	13	3	11	0	9	1	11
2:00	2	15	0	15	0	17	0	15	0	15	0	15
2:15	0	7	0	7	0	13	0	18	1	11	0	11
2:30	2	8	2	3	3	13	3	8	1	6	2	8
2:45	0	5	0	18	0	12	1	13	0	10	0	12
3:00	0	7	3	10	0	7	0	11	0	9	1	9
3:15	4	0	1	3	3	7	3	6	0	5	2	4
3:30	4	3	7	2	2	11	1	14	3	7	3	7
3:45	5	13	2	13	4	18	2	6	4	12	3	12
4:00	0	5	0	8	2	8	2	31	0	19	1	14
4:15	9	13	6	14	5	9	6	13	2	11	6	12
4:30	2	5	6	8	4	6	9	5	9	7	6	6
4:45	12	4	10	9	13	3	9	7	5	5	10	6
5:00	20	3	13	9	8	14	13	7	9	3	13	7
5:15	14	6	11	3	13	0	12	5	17	7	13	4
5:30	23	7	24	7	16	5	18	4	17	6	20	6
5:45	25	14	26	1	22	9	23	10	26	7	24	8
6:00	30	11	35	12	31	7	28	7	20	10	29	9
6:15	39	9	49	13	32	14	35	5	44	1	40	8
6:30	45	13	51	10	49	4	45	7	45	7	47	8
6:45	34	3	47	11	35	0	28	2	34	5	36	4
7:00	33	8	30	0	23	6	27	11	23	6	27	6
7:15	21	4	22	2	29	2	23	0	27	5	24	3
7:30	23	3	21	1	18	3	24	7	18	3	21	3
7:45	28	4	16	2	25	3	17	5	25	1	22	3
8:00	19	3	16	2	15	0	6	2	16	8	14	3
8:15	21	1	21	6	13	3	18	6	18	6	18	4
8:30	21	4	30	4	19	0	36	1	8	0	23	2
8:45	19	3	23	1	26	0	27	2	12	2	21	2
9:00	16	8	14	5	10	5	12	5	13	3	13	5
9:15	15	12	18	9	11	12	13	4	14	10	14	9
9:30	7	9	12	5	14	10	9	0	23	2	13	5
9:45	20	10	18	7	11	3	19	9	19	4	17	7
10:00	6	13	12	13	8	9	11	5	6	7	9	9
10:15	16	6	16	3	11	8	9	9	8	8	12	7
10:30	18	2	14	3	13	5	9	7	7	0	12	3
10:45	8	2	4	2	9	4	12	2	9	2	8	2
11:00	10	0	18	1	8	0	6	0	7	0	10	0
11:15	9	0	7	3	6	0	7	0	3	0	6	1
11:30	3	0	9	0	9	0	8	2	9	0	8	0
11:45	6	0	12	0	15	0	10	0	6	0	10	0
Totals	589	299	626	338	535	318	544	363	513	319	560	324
Day Total	888		964		853		907		832		884	
AM Pct	66.3%		64.9%		62.7%		60.0%		61.7%		63.3%	
Peak Hour	6:15	17:45	6:00	13:15	6:00	13:30	6:00	15:30	6:15	12:30	6:00	13:15
Peak Volume	151	47	182	54	147	56	136	64	146	55	152	50
P.H.F	0.8389	0.8393	0.8922	0.7941	0.7500	0.8235	0.7556	0.5161	0.8111	0.8594	0.8085	0.8333

AECOM

7:00-8:00 AM	105		89		95		91		93		95	
7:15-8:15 AM	91		75		87		70		86		82	
7:30-8:30 AM	91		74		71		65		77		76	
7:45-8:45 AM	89		83		72		77		67		78	
8:00-9:00 AM	80		90		73		87		54		77	

4:00-5:00 AM		27		39		26		56		42		38
4:15-5:15 AM		25		40		32		32		26		31
4:30-5:30 AM		18		29		23		24		22		23
4:45-5:45 AM		20		28		22		23		21		23
5:00-6:00 AM		30		20		28		26		23		25

Client: AECOM SJ
 File Number: PS-1A - NB-OUT
 Route: PS-1A
 Location: PS-1A

Site Ref: PS-1A
 Direction: NB-OUT

Count Date	10/18/2021		10/19/2021		10/20/2021		10/21/2021		10/22/2021		Average	
Count Time	AM	PM	AM	PM	AM	PM	AM	PM	AM	PM	AM	PM
0:00	7	12	9	11	4	9	7	13	7	17	7	12
0:15	0	4	2	12	3	6	3	10	2	13	2	9
0:30	4	7	3	11	0	11	4	16	3	6	3	10
0:45	3	9	2	5	3	19	4	14	4	8	3	11
1:00	3	7	16	18	19	10	12	9	15	17	13	12
1:15	2	6	2	10	2	13	2	11	5	13	3	11
1:30	0	15	0	12	1	18	0	16	4	9	1	14
1:45	0	14	1	13	2	11	0	19	0	5	1	12
2:00	0	22	4	9	0	12	0	7	0	16	1	13
2:15	2	18	0	22	0	10	0	16	0	9	0	15
2:30	0	20	2	23	1	21	0	28	0	24	1	23
2:45	3	13	0	19	0	24	2	23	1	25	1	21
3:00	0	19	2	25	0	25	0	19	0	21	0	22
3:15	0	27	0	26	1	29	0	35	0	24	0	28
3:30	2	28	0	37	0	24	0	39	0	23	0	30
3:45	0	31	4	25	0	17	0	19	2	25	1	23
4:00	1	23	1	20	2	25	0	27	0	24	1	24
4:15	5	22	3	23	1	26	0	35	0	22	2	26
4:30	5	20	10	31	10	24	9	10	11	26	9	22
4:45	0	20	3	16	2	24	4	32	5	16	3	22
5:00	3	28	0	25	2	22	0	25	0	20	1	24
5:15	2	17	0	18	0	40	0	15	2	16	1	21
5:30	2	19	0	30	2	32	3	33	0	33	1	29
5:45	2	25	2	28	2	39	1	25	4	30	2	29
6:00	4	20	4	24	6	15	0	21	6	17	4	19
6:15	4	24	6	16	6	18	8	21	11	15	7	19
6:30	5	18	5	27	4	14	2	9	0	7	3	15
6:45	14	26	12	15	12	18	6	13	8	11	10	17
7:00	17	10	14	17	21	21	30	25	15	14	19	17
7:15	15	18	21	15	22	24	22	26	11	24	18	21
7:30	18	20	18	26	13	23	12	8	20	23	16	20
7:45	9	18	7	19	7	23	7	19	2	18	6	19
8:00	1	5	0	14	6	9	2	10	10	4	4	8
8:15	4	10	6	9	3	10	6	9	5	15	5	11
8:30	10	7	6	6	2	5	6	3	5	3	6	5
8:45	3	8	6	12	7	6	9	5	4	12	6	9
9:00	0	4	4	6	4	7	1	10	2	9	2	7
9:15	7	7	3	4	2	8	12	0	6	8	6	5
9:30	7	4	5	12	2	4	5	10	5	7	5	7
9:45	8	7	2	2	9	3	3	4	11	8	7	5
10:00	2	9	2	5	7	7	6	4	2	8	4	7
10:15	6	4	8	6	6	5	4	8	0	3	5	5
10:30	8	10	11	9	13	5	6	4	9	0	9	6
10:45	17	6	5	0	10	2	3	2	5	1	8	2
11:00	3	14	17	8	2	15	10	9	0	8	6	11
11:15	8	13	6	12	15	12	2	4	8	9	8	10
11:30	13	4	8	7	10	10	16	12	13	15	12	10
11:45	8	3	6	2	5	3	7	4	12	4	8	3
Totals	237	695	248	742	251	758	236	736	235	685	241	721
Day Total	932		990		1009		972		920		962	
AM Pct	25.4%		25.1%		24.9%		24.3%		25.5%		25.1%	
Peak Hour	6:45	15:15	6:45	15:00	6:45	17:00	7:00	15:15	6:45	17:00	6:45	15:15
Peak Volume	64	109	65	113	68	133	71	120	54	99	63	105
P.H.F	0.8889	0.8790	0.7738	0.7635	0.7727	0.8313	0.5917	0.7692	0.6750	0.7500	0.8289	0.8750

AECOM												
7:00-8:00 AM	59		60		63		71		48		60	
7:15-8:15 AM	43		46		48		43		43		45	
7:30-8:30 AM	32		31		29		27		37		31	
7:45-8:45 AM	24		19		18		21		22		21	
8:00-9:00 AM	18		18		18		23		24		20	
4:00-5:00 AM		85		90		99		104		88		93
4:15-5:15 AM		90		95		96		102		84		93
4:30-5:30 AM		85		90		110		82		78		89
4:45-5:45 AM		84		89		118		105		85		96
5:00-6:00 AM		89		101		133		98		99		104

Client: AECOM SJ
 File Number: PS-1B - NB-IN
 Route: PS-1B
 Location: PS-1B

Site Ref: PS-1B
 Direction: NB-IN

Count Date	10/18/2021		10/19/2021		10/20/2021		10/21/2021		10/22/2021		Average	
Count Time	AM	PM	AM	PM	AM	PM	AM	PM	AM	PM	AM	PM
0:00	1	8	2	5	0	6	0	11	2	12	1	8
0:15	0	3	0	5	1	6	0	6	0	10	0	6
0:30	0	5	0	9	0	6	0	6	0	9	0	7
0:45	0	10	1	7	0	7	0	6	0	8	0	8
1:00	0	8	0	8	0	5	0	7	0	11	0	8
1:15	0	10	0	3	1	13	0	9	0	7	0	8
1:30	0	3	0	7	0	6	0	7	1	9	0	6
1:45	0	6	0	7	0	5	0	7	0	4	0	6
2:00	0	8	1	4	0	8	0	8	0	10	0	8
2:15	0	9	0	5	0	8	1	7	0	4	0	7
2:30	0	6	0	10	0	7	0	4	0	4	0	6
2:45	0	4	0	6	0	1	0	7	2	10	0	6
3:00	0	3	0	5	0	10	0	5	0	8	0	6
3:15	0	6	0	7	1	4	0	6	0	3	0	5
3:30	0	8	0	3	2	4	2	6	0	7	1	6
3:45	2	6	2	10	2	7	3	11	3	8	2	8
4:00	0	4	1	6	3	4	1	5	0	6	1	5
4:15	2	4	2	10	2	6	1	6	1	4	2	6
4:30	0	4	2	4	1	8	2	5	1	7	1	6
4:45	2	3	2	5	2	3	4	9	2	7	2	5
5:00	5	7	3	4	1	4	3	3	2	4	3	4
5:15	5	9	5	2	1	4	1	7	2	1	3	5
5:30	9	5	14	7	8	5	11	3	12	3	11	5
5:45	21	7	17	4	14	5	9	4	9	4	14	5
6:00	14	2	18	4	15	5	21	7	10	4	16	4
6:15	20	11	31	8	23	6	22	17	25	5	24	9
6:30	17	2	30	9	24	11	28	3	24	7	25	6
6:45	26	2	24	3	32	4	24	6	25	3	26	4
7:00	16	5	14	6	18	1	18	2	16	2	16	3
7:15	22	1	18	3	13	4	10	5	11	4	15	3
7:30	15	1	13	2	10	0	15	0	13	3	13	1
7:45	15	5	20	2	18	1	10	2	16	0	16	2
8:00	11	2	11	3	15	5	8	5	14	1	12	3
8:15	15	1	14	1	10	2	15	1	11	3	13	2
8:30	15	1	10	0	17	1	14	0	12	2	14	1
8:45	7	2	11	2	15	1	14	1	8	2	11	2
9:00	14	1	12	3	8	1	14	1	9	2	11	2
9:15	9	0	7	1	13	0	10	2	17	0	11	1
9:30	8	3	13	3	10	2	9	0	18	1	12	2
9:45	9	2	4	4	11	1	12	0	19	0	11	1
10:00	8	2	5	0	13	2	6	2	7	1	8	1
10:15	7	1	10	1	5	0	9	4	7	2	8	2
10:30	8	3	9	1	11	2	8	2	6	2	8	2
10:45	8	0	7	2	9	0	15	1	5	1	9	1
11:00	6	0	8	1	6	0	9	1	4	0	7	0
11:15	6	0	5	2	9	0	10	0	4	0	7	0
11:30	5	1	4	0	10	0	5	0	13	2	7	1
11:45	6	0	3	1	8	0	6	2	10	0	7	1
Totals	334	194	353	205	362	191	350	219	341	207	348	204
Day Total	528		558		553		569		548		552	
AM Pct	63.3%		63.3%		65.5%		61.5%		62.2%		63.0%	
Peak Hour	6:30	12:30	6:00	15:45	6:15	13:15	6:00	18:00	6:15	12:00	6:00	12:30
Peak Volume	81	33	103	30	97	32	95	33	90	39	91	31
P.H.F	0.7788	0.8250	0.8306	0.7500	0.7578	0.6154	0.8482	0.4853	0.9000	0.8125	0.8750	0.9688

AECOM

7:00-8:00 AM	68	65	59	53	56	60
7:15-8:15 AM	63	62	56	43	54	56
7:30-8:30 AM	56	58	53	48	54	54
7:45-8:45 AM	56	55	60	47	53	54
8:00-9:00 AM	48	46	57	51	45	49

4:00-5:00 AM	15	25	21	25	24	22
4:15-5:15 AM	18	23	21	23	22	21
4:30-5:30 AM	23	15	19	24	19	20
4:45-5:45 AM	24	18	16	22	15	19
5:00-6:00 AM	28	17	18	17	12	18

Client: AECOM SJ
 File Number: PS-1B - SB-OUT
 Route: PS-1B
 Location: PS-1B

Site Ref: PS-1B
 Direction: SB-OUT

Count Date	10/18/2021		10/19/2021		10/20/2021		10/21/2021		10/22/2021		Average	
Count Time	AM	PM	AM	PM	AM	PM	AM	PM	AM	PM	AM	PM
0:00	4	6	2	4	2	5	2	3	2	8	2	5
0:15	0	1	0	6	1	7	1	10	1	14	1	8
0:30	1	9	1	8	2	2	4	7	1	12	2	8
0:45	1	10	0	4	1	3	0	10	0	7	0	7
1:00	1	7	1	17	1	10	0	7	2	7	1	10
1:15	1	6	1	8	1	10	0	13	2	9	1	9
1:30	1	2	1	8	2	7	0	6	0	6	1	6
1:45	0	3	0	9	1	9	1	7	0	11	0	8
2:00	0	11	1	12	1	11	0	5	0	13	0	10
2:15	1	5	0	6	0	11	1	8	0	7	0	7
2:30	0	11	0	14	0	10	0	11	0	14	0	12
2:45	0	14	0	15	0	12	0	12	1	10	0	13
3:00	0	20	0	18	2	11	0	12	0	17	0	16
3:15	0	15	1	16	0	12	0	25	1	10	0	16
3:30	0	13	0	10	0	13	1	21	2	11	1	14
3:45	0	9	0	9	0	10	0	11	0	4	0	9
4:00	1	8	0	14	0	9	0	13	0	9	0	11
4:15	0	9	2	12	1	17	1	19	1	10	1	13
4:30	1	18	2	12	4	7	1	12	0	9	2	12
4:45	1	16	1	8	0	14	2	11	0	15	1	13
5:00	0	17	1	14	0	10	0	10	0	12	0	13
5:15	3	24	0	19	0	21	0	21	1	18	1	21
5:30	3	14	1	16	0	17	0	14	0	20	1	16
5:45	4	9	1	19	2	13	1	22	2	6	2	14
6:00	3	10	4	8	2	15	0	8	3	7	2	10
6:15	3	4	1	15	3	15	6	18	0	9	3	12
6:30	1	6	0	5	1	9	3	10	3	8	2	8
6:45	0	12	1	11	1	12	3	8	3	12	2	11
7:00	7	8	6	15	3	11	3	9	3	7	4	10
7:15	8	4	5	7	7	6	9	13	2	9	6	8
7:30	5	6	5	5	6	8	9	7	9	8	7	7
7:45	5	9	2	3	5	6	2	5	7	11	4	7
8:00	2	1	1	11	3	5	1	12	2	5	2	7
8:15	0	0	1	6	3	1	2	1	1	3	1	2
8:30	3	2	3	1	1	4	2	2	2	0	2	2
8:45	3	2	1	7	3	6	0	4	1	2	2	4
9:00	6	1	4	6	6	2	4	2	2	2	4	3
9:15	3	7	2	2	2	3	0	5	5	6	2	5
9:30	7	3	2	2	0	5	6	3	3	3	4	3
9:45	1	2	2	3	0	1	3	2	1	1	1	2
10:00	2	3	3	0	3	4	4	1	4	2	3	2
10:15	3	2	4	2	1	0	2	1	4	1	3	1
10:30	4	1	4	1	6	3	6	5	5	4	5	3
10:45	2	1	3	0	3	0	4	5	7	2	4	2
11:00	3	1	6	1	3	1	11	1	8	2	6	1
11:15	4	2	13	2	12	2	7	1	3	3	8	2
11:30	5	1	4	1	4	2	6	2	5	4	5	2
11:45	5	2	6	5	12	3	4	3	8	0	7	3
Totals	108	347	99	397	111	375	112	418	107	370	106	388
Day Total	455		496		486		530		477		494	
AM Pct	23.7%		20.0%		22.8%		21.1%		22.4%		21.5%	
Peak Hour	7:00	16:30	11:00	17:00	11:00	17:15	10:30	14:45	10:15	16:45	11:00	17:00
Peak Volume	25	75	29	68	31	66	28	70	24	65	26	64
P.H.F	0.7813	0.7813	0.5577	0.8947	0.6458	0.7857	0.6364	0.7000	0.7500	0.8125	0.8125	0.7619

AECOM												
7:00-8:00 AM	25		18		21		23		21		22	
7:15-8:15 AM	20		13		21		21		20		19	
7:30-8:30 AM	12		9		17		14		19		14	
7:45-8:45 AM	10		7		12		7		12		10	
8:00-9:00 AM	8		6		10		5		6		7	

4:00-5:00 AM		51		46		47		55		43		48
4:15-5:15 AM		60		46		48		52		46		50
4:30-5:30 AM		75		53		52		54		54		58
4:45-5:45 AM		71		57		62		56		65		62
5:00-6:00 AM		64		68		61		67		56		63

Client: AECOM SJ
 File Number: PS-5A - SB-IN
 Route: PS-5A
 Location: PS-5A

Site Ref: PS-5A
 Direction: SB-IN

Count Date	10/18/2021		10/19/2021		10/20/2021		10/21/2021		10/22/2021		Average	
Count Time	AM	PM	AM	PM	AM	PM	AM	PM	AM	PM	AM	PM
0:00	0	2	1	4	0	6	0	12	0	3	0	5
0:15	0	6	1	7	2	5	0	8	1	3	1	6
0:30	0	6	0	5	1	3	0	5	0	5	0	5
0:45	0	5	0	4	0	7	0	7	1	0	0	5
1:00	1	4	0	6	0	1	0	2	0	4	0	3
1:15	0	3	0	3	0	1	0	4	0	2	0	3
1:30	0	4	0	1	0	3	0	3	0	2	0	3
1:45	0	1	0	6	0	4	0	9	0	4	0	5
2:00	0	3	0	1	0	1	0	4	0	1	0	2
2:15	0	3	0	2	0	1	0	1	0	2	0	2
2:30	0	2	0	6	0	7	0	2	0	5	0	4
2:45	0	2	0	1	0	0	0	3	0	3	0	2
3:00	0	0	0	0	0	3	0	3	0	1	0	1
3:15	1	1	2	1	2	2	0	2	1	0	1	1
3:30	1	1	1	1	3	0	4	0	3	1	2	1
3:45	0	0	0	1	1	1	0	3	1	1	0	1
4:00	0	1	0	4	0	0	0	2	0	0	0	1
4:15	0	3	1	3	0	3	1	1	0	2	0	2
4:30	4	0	5	3	2	1	4	0	2	3	3	1
4:45	4	0	4	3	7	2	3	1	1	3	4	2
5:00	2	2	4	3	3	1	4	6	2	3	3	3
5:15	4	3	5	5	3	1	9	3	8	0	6	2
5:30	10	1	11	1	6	3	11	4	7	4	9	3
5:45	16	0	19	0	20	1	15	0	18	1	18	0
6:00	22	6	33	2	36	1	40	2	33	0	33	2
6:15	48	3	45	0	37	1	42	1	41	3	43	2
6:30	53	3	56	2	60	0	54	0	44	1	53	1
6:45	36	1	42	1	32	0	38	0	37	1	37	1
7:00	47	0	39	0	29	0	45	0	36	0	39	0
7:15	36	0	46	1	43	0	47	1	37	1	42	1
7:30	43	0	47	1	37	3	52	1	43	1	44	1
7:45	51	1	54	0	52	0	44	1	35	2	47	1
8:00	31	0	41	0	43	0	32	1	38	1	37	0
8:15	34	1	44	0	42	0	43	0	40	0	41	0
8:30	39	1	42	0	34	0	39	0	30	0	37	0
8:45	50	0	39	0	46	0	37	2	27	0	40	0
9:00	33	0	38	0	34	0	31	0	33	0	34	0
9:15	26	1	35	0	25	1	35	0	20	0	28	0
9:30	34	0	23	1	28	0	20	0	23	0	26	0
9:45	25	0	34	1	27	0	27	0	18	0	26	0
10:00	26	2	22	0	22	0	23	1	28	1	24	1
10:15	23	0	18	0	14	1	26	0	18	0	20	0
10:30	17	0	21	0	31	0	22	0	10	0	20	0
10:45	10	0	9	0	11	0	6	0	11	2	9	0
11:00	11	0	10	0	10	0	11	1	11	1	11	0
11:15	4	0	6	0	8	0	7	0	8	1	7	0
11:30	2	1	9	0	11	0	5	1	7	0	7	0
11:45	5	0	11	1	5	0	0	0	4	0	5	0
Totals	749	73	818	81	767	64	777	97	677	68	757	73
Day Total	822		899		831		874		745		830	
AM Pct	91.1%		91.0%		92.3%		88.9%		90.9%		91.2%	
Peak Hour	6:15	12:15	7:15	12:15	7:15	12:00	7:00	12:00	6:15	12:15	6:15	12:00
Peak Volume	184	21	188	22	175	21	188	32	158	12	172	21
P.H.F	0.8679	0.8750	0.8704	0.7857	0.8413	0.7500	0.9038	0.6667	0.8977	0.6000	0.8113	0.8750

AECOM												
7:00-8:00 AM	177		186		161		188		151		173	
7:15-8:15 AM	161		188		175		175		153		170	
7:30-8:30 AM	159		186		174		171		156		169	
7:45-8:45 AM	155		181		171		158		143		162	
8:00-9:00 AM	154		166		165		151		135		154	

4:00-5:00 AM		4		13		6		4		8		7
4:15-5:15 AM		5		12		7		8		11		9
4:30-5:30 AM		5		14		5		10		9		9
4:45-5:45 AM		6		12		7		14		10		10
5:00-6:00 AM		6		9		6		13		8		8

Client: AECOM SJ
 File Number: PS-5A - NB-OUT
 Route: PS-5A
 Location: PS-5A

Site Ref: PS-5A
 Direction: NB-OUT

Count Date	10/18/2021		10/19/2021		10/20/2021		10/21/2021		10/22/2021		Average	
Count Time	AM	PM	AM	PM	AM	PM	AM	PM	AM	PM	AM	PM
0:00	0	4	0	10	1	9	1	8	0	2	0	7
0:15	1	8	2	10	0	9	1	9	1	6	1	8
0:30	0	4	0	4	3	8	0	7	0	7	1	6
0:45	0	3	0	7	1	4	0	4	2	5	1	5
1:00	1	6	0	6	0	10	0	3	0	5	0	6
1:15	0	7	0	9	0	3	0	9	1	5	0	7
1:30	0	4	0	7	1	5	0	4	0	6	0	5
1:45	0	6	0	8	1	8	0	7	0	13	0	8
2:00	0	14	1	3	1	5	0	5	0	11	0	8
2:15	0	6	0	10	0	10	0	13	0	6	0	9
2:30	0	13	0	10	0	7	0	6	0	8	0	9
2:45	0	18	0	12	0	10	0	16	1	5	0	12
3:00	0	9	1	13	0	18	0	15	0	10	0	13
3:15	0	16	0	23	0	26	0	11	0	17	0	19
3:30	0	29	1	28	2	21	0	16	0	24	1	24
3:45	0	28	0	31	0	26	1	27	0	36	0	30
4:00	0	28	0	16	0	36	0	19	2	33	0	26
4:15	0	36	0	44	0	37	0	37	0	37	0	38
4:30	1	37	0	42	0	36	0	35	0	29	0	36
4:45	0	58	0	41	0	43	0	45	0	32	0	44
5:00	0	41	0	43	0	55	0	37	0	36	0	42
5:15	1	57	0	57	0	61	0	57	0	33	0	53
5:30	0	52	0	47	0	43	0	40	0	36	0	44
5:45	0	43	0	48	0	38	0	34	0	39	0	40
6:00	0	32	1	38	1	37	0	38	0	23	0	34
6:15	0	33	1	23	1	32	2	24	1	28	1	28
6:30	0	37	2	21	1	16	1	31	2	14	1	24
6:45	2	22	1	19	1	18	4	28	3	16	2	21
7:00	1	21	1	20	1	19	1	33	0	32	1	25
7:15	3	19	3	25	0	13	2	22	0	17	2	19
7:30	2	19	2	19	2	31	1	37	1	22	2	26
7:45	0	21	1	19	1	16	1	18	0	21	1	19
8:00	1	9	1	16	0	10	1	8	0	19	1	12
8:15	1	5	1	9	0	13	0	14	0	5	0	9
8:30	0	8	0	7	2	5	4	3	0	5	1	6
8:45	1	5	1	1	0	3	2	6	1	8	1	5
9:00	3	3	3	8	3	2	2	4	6	4	3	4
9:15	0	6	2	6	2	5	4	7	0	4	2	6
9:30	1	2	3	5	2	8	1	4	1	2	2	4
9:45	2	3	1	6	1	2	3	1	0	5	1	3
10:00	1	2	1	1	2	3	3	2	2	6	2	3
10:15	6	4	7	1	3	2	1	3	0	3	3	3
10:30	0	1	3	1	4	1	6	0	0	4	3	1
10:45	3	1	11	1	6	1	6	1	1	3	5	1
11:00	4	0	7	0	9	0	5	0	4	0	6	0
11:15	4	1	8	1	10	1	6	1	3	2	6	1
11:30	7	3	15	0	13	4	8	1	8	5	10	3
11:45	4	1	12	2	5	0	6	2	4	2	6	1
Totals	50	785	93	778	80	770	73	752	44	691	66	757
Day Total	835		871		850		825		735		823	
AM Pct	6.0%		10.7%		9.4%		8.8%		6.0%		8.0%	
Peak Hour	11:00	16:45	11:00	17:00	10:45	16:45	10:45	16:45	11:00	17:00	11:00	16:45
Peak Volume	19	208	42	195	38	202	25	179	19	144	28	183
P.H.F	0.6786	0.8966	0.7000	0.8553	0.7308	0.8279	0.7813	0.7851	0.5938	0.9231	0.7000	0.8632

AECOM

7:00-8:00 AM	6	7	4	5	1	5
7:15-8:15 AM	6	7	3	5	1	4
7:30-8:30 AM	4	5	3	3	1	3
7:45-8:45 AM	2	3	3	6	0	3
8:00-9:00 AM	3	3	2	7	1	3

4:00-5:00 AM	159	143	152	136	131	144
4:15-5:15 AM	172	170	171	154	134	160
4:30-5:30 AM	193	183	195	174	130	175
4:45-5:45 AM	208	188	202	179	137	183
5:00-6:00 AM	193	195	197	168	144	179

Client: AECOM SJ
 File Number: PS-5B - SB-IN
 Route: PS-5B
 Location: PS-5B

Site Ref: PS-5B
 Direction: SB-IN

Count Date	10/18/2021		10/19/2021		10/20/2021		10/21/2021		10/22/2021		Average	
Count Time	AM	PM	AM	PM	AM	PM	AM	PM	AM	PM	AM	PM
0:00	0	0	0	3	0	3	1	2	0	2	0	2
0:15	1	1	0	4	0	3	0	2	0	0	0	2
0:30	0	1	0	5	1	5	0	5	0	2	0	4
0:45	0	3	0	5	0	7	0	1	1	4	0	4
1:00	0	0	0	3	0	2	0	2	0	0	0	1
1:15	0	1	0	3	0	1	0	3	0	1	0	2
1:30	0	3	0	2	0	2	0	3	0	1	0	2
1:45	0	0	0	1	0	2	0	3	0	1	0	1
2:00	0	1	0	3	0	2	0	1	0	0	0	1
2:15	1	2	1	2	1	0	1	3	1	2	1	2
2:30	0	1	0	2	0	4	0	3	0	1	0	2
2:45	1	3	1	1	1	0	1	0	1	2	1	1
3:00	0	1	0	2	0	3	0	0	0	1	0	1
3:15	0	2	0	1	0	4	0	2	0	1	0	2
3:30	0	1	3	0	0	1	2	3	0	0	1	1
3:45	1	0	0	1	0	3	0	0	0	1	0	1
4:00	0	1	0	2	0	0	0	1	0	2	0	1
4:15	4	2	3	0	2	0	2	1	3	0	3	1
4:30	2	1	1	3	0	4	1	2	2	2	1	2
4:45	2	2	1	1	2	3	1	1	0	3	1	2
5:00	2	3	3	3	2	1	2	3	2	3	2	3
5:15	1	0	2	1	3	5	2	0	1	0	2	1
5:30	5	4	5	2	5	3	7	2	4	3	5	3
5:45	3	1	7	0	4	2	5	0	5	1	5	1
6:00	9	0	10	1	8	1	5	1	6	0	8	1
6:15	9	0	9	2	12	1	9	2	7	0	9	1
6:30	7	0	13	1	7	2	12	0	12	1	10	1
6:45	10	0	8	0	7	0	6	0	13	1	9	0
7:00	13	0	9	1	10	2	10	1	8	0	10	1
7:15	8	1	8	3	6	0	10	1	3	2	7	1
7:30	7	0	5	1	15	1	8	1	9	0	9	1
7:45	2	2	6	0	9	0	6	1	3	1	5	1
8:00	7	1	1	0	3	2	3	0	9	0	5	1
8:15	12	0	9	0	12	0	12	2	6	0	10	0
8:30	10	1	11	0	7	0	13	0	7	1	10	0
8:45	11	1	14	0	12	1	9	1	12	0	12	1
9:00	5	1	7	1	7	0	12	2	12	0	9	1
9:15	10	0	7	0	11	1	11	0	11	0	10	0
9:30	11	0	6	0	5	1	8	0	7	0	7	0
9:45	6	2	8	0	8	0	14	1	7	0	9	1
10:00	7	0	3	0	7	0	7	0	9	0	7	0
10:15	6	0	4	0	7	0	8	0	6	0	6	0
10:30	6	0	9	0	7	2	4	0	1	1	5	1
10:45	7	0	7	0	2	0	2	0	4	0	4	0
11:00	6	0	2	0	6	0	1	0	6	0	4	0
11:15	2	0	4	1	7	1	2	0	3	1	4	1
11:30	7	0	4	0	5	0	6	1	4	1	5	0
11:45	2	0	3	0	3	0	3	0	3	0	3	0
Totals	203	43	194	61	204	75	206	57	188	42	199	56
Day Total	246		255		279		263		230		255	
AM Pct	82.5%		76.1%		73.1%		78.3%		81.7%		78.0%	
Peak Hour	8:00	16:45	8:15	12:00	7:00	12:00	8:15	12:30	8:30	16:45	8:15	12:00
Peak Volume	40	9	41	17	40	18	46	11	42	9	41	12
P.H.F	0.8333	0.5625	0.7321	0.8500	0.6667	0.6429	0.8846	0.5500	0.8750	0.7500	0.8542	0.7500

AECOM												
7:00-8:00 AM	30		28		40		34		23		31	
7:15-8:15 AM	24		20		33		27		24		26	
7:30-8:30 AM	28		21		39		29		27		29	
7:45-8:45 AM	31		27		31		34		25		30	
8:00-9:00 AM	40		35		34		37		34		36	

4:00-5:00 AM		6		6		7		5		7		6
4:15-5:15 AM		8		7		8		7		8		8
4:30-5:30 AM		6		8		13		6		8		8
4:45-5:45 AM		9		7		12		6		9		9
5:00-6:00 AM		8		6		11		5		7		7

Client: AECOM SJ
 File Number: PS-5B - NB-OUT
 Route: PS-5B
 Location: PS-5B

Site Ref: PS-5B
 Direction: NB-OUT

Count Date	10/18/2021		10/19/2021		10/20/2021		10/21/2021		10/22/2021		Average	
Count Time	AM	PM	AM	PM	AM	PM	AM	PM	AM	PM	AM	PM
0:00	0	0	1	1	1	1	2	1	0	0	1	1
0:15	0	0	0	1	0	0	0	3	0	3	0	1
0:30	0	1	0	2	1	4	0	1	0	2	0	2
0:45	1	0	0	1	0	0	0	2	0	1	0	1
1:00	0	1	0	1	0	1	0	2	0	0	0	1
1:15	0	1	0	1	0	1	0	2	0	1	0	1
1:30	0	2	0	5	0	0	0	2	0	0	0	2
1:45	0	2	0	2	0	3	1	3	0	2	0	2
2:00	0	7	0	2	0	2	0	2	0	0	0	3
2:15	0	2	0	1	0	0	0	2	0	2	0	1
2:30	0	6	0	3	0	4	0	3	0	2	0	4
2:45	0	0	0	1	0	1	0	3	0	1	0	1
3:00	0	1	0	2	0	5	0	1	0	2	0	2
3:15	0	4	0	5	0	3	0	4	1	1	0	3
3:30	0	3	0	4	0	4	0	4	1	5	0	4
3:45	0	1	0	6	0	5	0	3	0	2	0	3
4:00	0	2	0	5	0	2	0	1	0	0	0	2
4:15	0	5	0	3	0	4	0	3	0	6	0	4
4:30	0	7	1	2	0	2	0	9	0	1	0	4
4:45	0	1	0	3	0	5	0	9	0	6	0	5
5:00	0	2	0	1	0	5	0	1	0	5	0	3
5:15	0	3	0	4	0	4	0	8	0	5	0	5
5:30	0	2	1	4	0	5	0	4	0	3	0	4
5:45	1	4	1	1	2	3	2	2	1	5	1	3
6:00	0	6	1	2	0	3	0	7	1	1	0	4
6:15	2	3	1	2	1	6	0	5	2	3	1	4
6:30	0	2	0	5	0	6	1	5	0	0	0	4
6:45	2	7	0	9	1	7	1	2	0	7	1	6
7:00	0	4	1	6	0	3	1	2	0	5	0	4
7:15	1	5	0	5	1	7	0	1	1	2	1	4
7:30	1	1	0	4	0	3	0	4	1	3	0	3
7:45	1	2	1	5	2	2	0	3	0	2	1	3
8:00	0	2	0	2	0	1	1	1	1	1	0	1
8:15	0	3	0	1	0	1	0	2	0	4	0	2
8:30	0	1	0	1	0	2	0	1	0	1	0	1
8:45	0	1	0	0	0	0	0	1	1	0	0	0
9:00	0	1	0	4	0	1	0	2	1	0	0	2
9:15	0	2	1	0	0	1	1	0	0	0	0	1
9:30	2	1	1	1	2	2	0	1	0	1	1	1
9:45	0	1	0	0	0	0	1	0	1	0	0	0
10:00	0	1	1	0	0	0	0	2	0	1	0	1
10:15	0	1	0	1	0	2	0	1	1	2	0	1
10:30	0	1	4	0	0	1	1	0	0	1	0	0
10:45	0	0	4	0	1	0	2	0	0	2	1	0
11:00	0	0	1	0	1	0	2	0	0	0	1	0
11:15	0	0	1	0	3	0	0	0	2	0	1	0
11:30	1	0	0	0	0	0	2	0	0	0	1	0
11:45	0	1	1	0	2	0	0	0	1	0	1	0
Totals	12	103	22	109	18	112	18	115	16	90	13	104
Day Total	115		131		130		133		106		117	
AM Pct	10.4%		16.8%		13.8%		13.5%		15.1%		11.1%	
Peak Hour	6:00	18:00	10:30	18:30	11:00	18:30	10:45	16:30	5:30	16:45	10:30	18:00
Peak Volume	4	18	10	25	6	23	6	27	4	19	4	18
P.H.F	0.5000	0.6429	0.6250	0.6944	0.5000	0.8214	0.7500	0.7500	0.5000	0.7917	1.0000	0.7500

AECOM												
7:00-8:00 AM	3		2		3		1		2		2	
7:15-8:15 AM	3		1		3		1		3		2	
7:30-8:30 AM	2		1		2		1		2		2	
7:45-8:45 AM	1		1		2		1		1		1	
8:00-9:00 AM	0		0		0		1		2		1	

4:00-5:00 AM		15		13		13		22		13		15
4:15-5:15 AM		15		9		16		22		18		16
4:30-5:30 AM		13		10		16		27		17		17
4:45-5:45 AM		8		12		19		22		19		16
5:00-6:00 AM		11		10		17		15		18		14

Client: AECOM SJ
 File Number: L-1A - NB-IN
 Route: L-1A
 Location: L-1A

Site Ref: L-1A
 Direction: NB-IN

Count Date	10/18/2021		10/19/2021		10/20/2021		10/21/2021		10/22/2021		Average	
Count Time	AM	PM	AM	PM	AM	PM	AM	PM	AM	PM	AM	PM
0:00	0	5	0	8	2	3	4	5	3	2	2	5
0:15	0	9	2	2	2	7	0	4	0	4	1	5
0:30	0	1	0	5	0	9	0	3	0	3	0	4
0:45	0	17	0	13	0	16	0	8	0	13	0	13
1:00	0	4	0	10	0	7	0	4	0	6	0	6
1:15	0	0	0	9	0	7	0	2	0	3	0	4
1:30	0	2	1	7	0	4	0	0	0	19	0	6
1:45	0	11	0	5	2	9	0	8	0	7	0	8
2:00	0	0	0	6	0	9	0	8	0	2	0	5
2:15	0	9	0	4	0	7	0	10	0	7	0	7
2:30	2	6	0	6	0	2	0	0	0	2	0	3
2:45	0	5	0	10	0	8	0	5	0	8	0	7
3:00	6	4	2	11	2	5	2	5	0	10	2	7
3:15	2	10	0	4	0	8	0	4	2	8	1	7
3:30	2	7	2	8	2	0	8	4	0	12	3	6
3:45	6	2	0	5	2	0	7	2	8	0	5	2
4:00	2	6	8	5	7	7	9	0	4	0	6	4
4:15	4	0	8	3	7	8	6	0	4	4	6	3
4:30	13	0	22	2	13	2	13	6	16	5	15	3
4:45	14	4	24	3	20	5	12	8	14	4	17	5
5:00	12	6	11	8	26	5	19	0	17	2	17	4
5:15	28	6	30	4	29	7	36	2	34	6	31	5
5:30	34	2	39	4	40	2	44	2	27	4	37	3
5:45	57	6	61	4	64	4	65	2	46	2	59	4
6:00	107	2	121	0	117	0	89	4	84	3	104	2
6:15	167	0	163	2	165	0	192	0	138	0	165	0
6:30	246	0	198	2	247	0	254	5	196	4	228	2
6:45	124	0	118	2	129	0	122	0	166	2	132	1
7:00	65	4	85	2	82	5	72	0	62	4	73	3
7:15	75	6	99	2	84	0	106	2	73	0	87	2
7:30	79	0	89	6	92	0	74	5	89	2	85	3
7:45	87	0	71	2	94	2	82	0	88	3	84	1
8:00	60	2	63	0	54	3	52	0	42	0	54	1
8:15	39	0	40	0	48	0	54	2	37	0	44	0
8:30	40	0	52	0	44	2	36	0	42	0	43	0
8:45	33	0	49	2	53	0	27	2	26	0	38	1
9:00	18	0	16	0	20	2	24	2	18	0	19	1
9:15	23	2	23	4	18	2	36	2	14	2	23	2
9:30	27	2	21	5	24	2	19	0	31	2	24	2
9:45	9	0	33	2	19	0	9	4	13	2	17	2
10:00	19	0	13	2	6	0	14	0	5	0	11	0
10:15	4	3	17	0	12	3	22	1	15	0	14	1
10:30	9	0	16	0	15	0	8	2	6	2	11	1
10:45	13	0	13	0	14	2	7	0	19	2	13	1
11:00	10	0	3	0	7	0	12	0	7	0	8	0
11:15	11	0	16	0	10	0	11	0	8	0	11	0
11:30	0	2	2	0	7	0	13	6	4	2	5	2
11:45	3	0	6	2	8	0	4	0	10	0	6	0
Totals	1450	145	1537	181	1587	164	1564	129	1368	163	1501	154
Day Total	1595		1718		1751		1693		1531		1655	
AM Pct	90.9%		89.5%		90.6%		92.4%		89.4%		90.7%	
Peak Hour	6:00	12:00	6:00	12:45	6:00	12:15	6:00	13:30	6:00	12:45	6:00	12:45
Peak Volume	644	32	600	39	658	39	657	26	584	41	629	29
P.H.F	0.6545	0.4706	0.7576	0.7500	0.6660	0.6094	0.6467	0.6500	0.7449	0.5395	0.6897	0.5577

AECOM												
7:00-8:00 AM	306		344		352		334		312		330	
7:15-8:15 AM	301		322		324		314		292		311	
7:30-8:30 AM	265		263		288		262		256		267	
7:45-8:45 AM	226		226		240		224		209		225	
8:00-9:00 AM	172		204		199		169		147		178	

4:00-5:00 AM		10		13		22		14		13		14
4:15-5:15 AM		10		16		20		14		15		15
4:30-5:30 AM		16		17		19		16		17		17
4:45-5:45 AM		18		19		19		12		16		17
5:00-6:00 AM		20		20		18		6		14		16

Client: AECOM SJ
 File Number: L-1A - SB-OUT
 Route: L-1A
 Location: L-1A

Site Ref: L-1A
 Direction: SB-OUT

Count Date	10/18/2021		10/19/2021		10/20/2021		10/21/2021		10/22/2021		Average	
Count Time	AM	PM	AM	PM	AM	PM	AM	PM	AM	PM	AM	PM
0:00	0	16	3	18	0	3	0	4	3	7	1	10
0:15	0	11	8	2	5	11	6	10	5	10	5	9
0:30	0	9	3	0	3	11	3	11	5	6	3	7
0:45	0	10	3	18	0	9	3	6	0	13	1	11
1:00	0	5	0	10	0	2	0	11	0	9	0	7
1:15	0	10	0	5	2	7	3	8	0	12	1	8
1:30	0	27	2	18	0	21	0	19	0	22	0	21
1:45	0	14	0	21	0	30	0	19	0	22	0	21
2:00	0	11	0	15	6	19	0	26	0	20	1	18
2:15	0	17	0	26	0	27	0	33	3	12	1	23
2:30	0	37	0	38	0	54	0	38	0	48	0	43
2:45	0	37	0	32	0	43	0	49	3	42	1	41
3:00	0	40	0	65	2	53	0	60	0	42	0	52
3:15	0	64	0	75	0	69	0	66	0	46	0	64
3:30	3	96	0	104	0	90	4	65	0	67	1	84
3:45	2	92	0	75	2	70	4	93	1	66	2	79
4:00	0	78	0	87	1	91	4	54	1	72	1	76
4:15	0	71	8	95	0	94	0	89	0	86	2	87
4:30	0	73	3	83	5	91	0	87	0	87	2	84
4:45	2	101	1	106	4	92	4	88	2	86	3	95
5:00	3	99	1	104	0	113	1	102	0	79	1	99
5:15	1	159	6	113	2	131	2	137	1	102	2	128
5:30	0	136	0	125	0	105	1	105	0	88	0	112
5:45	1	65	1	97	3	70	2	66	0	54	1	70
6:00	2	67	2	76	2	71	3	63	1	43	2	64
6:15	1	44	1	40	0	65	0	50	0	67	0	53
6:30	2	36	2	67	0	38	0	63	0	22	1	45
6:45	2	20	3	46	0	22	5	46	3	34	3	34
7:00	2	29	0	21	3	33	0	22	3	29	2	27
7:15	0	47	10	31	3	20	2	32	3	29	4	32
7:30	2	92	2	80	0	102	0	88	3	63	1	85
7:45	3	93	2	103	3	139	1	101	5	126	3	112
8:00	0	14	3	40	0	41	3	35	0	56	1	37
8:15	5	10	0	12	3	26	6	20	0	26	3	19
8:30	0	3	2	22	4	13	0	16	0	8	1	12
8:45	4	7	2	5	3	5	0	6	4	4	3	5
9:00	0	2	0	9	0	11	0	7	3	3	1	6
9:15	4	11	2	16	3	8	2	17	3	8	3	12
9:30	0	8	3	9	2	3	4	7	6	9	3	7
9:45	2	2	3	10	5	9	3	0	5	3	4	5
10:00	2	3	7	0	3	0	2	2	2	3	3	2
10:15	7	11	2	8	0	8	3	5	3	5	3	7
10:30	7	5	0	5	5	3	3	10	6	2	4	5
10:45	2	4	5	3	4	5	11	6	4	5	5	5
11:00	2	3	11	9	9	10	0	7	4	3	5	6
11:15	0	0	3	0	40	2	7	4	11	0	12	1
11:30	8	0	12	0	35	2	10	2	6	0	14	1
11:45	7	6	4	5	7	0	9	11	3	3	6	5
Totals	76	1795	120	1949	169	1942	111	1866	102	1649	116	1836
Day Total	1871		2069		2111		1977		1751		1952	
AM Pct	4.1%		5.8%		8.0%		5.6%		5.8%		5.9%	
Peak Hour	9:45	16:45	10:45	16:45	11:00	16:45	10:45	16:45	10:30	16:45	11:00	16:45
Peak Volume	18	495	31	448	91	441	28	432	25	355	37	434
P.H.F	0.6429	0.7783	0.6458	0.8960	0.5688	0.8416	0.6364	0.7883	0.5682	0.8701	0.6607	0.8477

AECOM

7:00-8:00 AM	7	14	9	3	14	9
7:15-8:15 AM	5	17	6	6	11	9
7:30-8:30 AM	10	7	6	10	8	8
7:45-8:45 AM	8	7	10	10	5	8
8:00-9:00 AM	9	7	10	9	4	8

4:00-5:00 AM	323	371	368	318	331	342
4:15-5:15 AM	344	388	390	366	338	365
4:30-5:30 AM	432	406	427	414	354	407
4:45-5:45 AM	495	448	441	432	355	434
5:00-6:00 AM	459	439	419	410	323	410

Client: AECOM SJ
 File Number: L-1B - SB-IN
 Route: L-1B
 Location: L-1B

Site Ref: L-1B
 Direction: SB-IN

Count Date	10/18/2021		10/19/2021		10/20/2021		10/21/2021		10/22/2021		Average	
Count Time	AM	PM	AM	PM	AM	PM	AM	PM	AM	PM	AM	PM
0:00	0	20	0	23	0	19	2	27	0	24	0	23
0:15	0	20	0	22	1	25	0	30	2	19	1	23
0:30	0	25	1	32	0	30	1	27	0	30	0	29
0:45	0	22	0	28	0	29	0	28	0	28	0	27
1:00	0	19	3	25	0	27	0	34	0	23	1	26
1:15	0	25	0	50	0	36	1	28	0	21	0	32
1:30	0	22	0	27	0	22	0	19	2	30	0	24
1:45	0	22	0	21	0	39	1	22	0	41	0	29
2:00	0	33	0	30	0	20	0	28	1	23	0	27
2:15	0	18	0	30	0	30	1	31	0	34	0	29
2:30	0	20	0	31	0	33	0	26	0	32	0	28
2:45	0	23	0	26	0	31	0	35	1	28	0	29
3:00	1	26	0	34	0	36	0	25	0	20	0	28
3:15	0	29	1	26	2	36	2	23	0	25	1	28
3:30	0	23	0	29	1	24	0	23	0	23	0	24
3:45	0	14	0	35	0	36	0	23	1	31	0	28
4:00	0	34	0	31	1	27	1	17	1	24	1	27
4:15	1	21	2	22	1	16	1	19	1	19	1	19
4:30	0	17	0	21	0	32	0	20	0	20	0	22
4:45	2	18	0	19	1	18	1	14	0	22	1	18
5:00	1	17	0	18	0	12	0	12	0	12	0	14
5:15	1	18	3	8	2	11	1	9	2	15	2	12
5:30	1	13	1	14	1	16	1	10	0	11	1	13
5:45	1	16	1	8	2	15	1	8	2	16	1	13
6:00	4	13	6	8	7	8	1	6	3	7	4	8
6:15	5	15	4	13	2	9	5	11	4	8	4	11
6:30	11	8	6	4	9	7	10	11	12	2	10	6
6:45	12	8	13	11	14	4	10	7	11	6	12	7
7:00	12	7	14	1	20	3	9	9	20	3	15	5
7:15	20	4	19	5	18	3	11	3	13	5	16	4
7:30	20	4	12	1	18	4	26	4	14	7	18	4
7:45	15	2	28	3	34	1	22	2	18	2	23	2
8:00	25	3	23	4	25	6	24	3	17	3	23	4
8:15	21	2	23	1	29	2	21	4	24	2	24	2
8:30	20	4	26	2	30	1	26	2	24	1	25	2
8:45	22	3	38	1	35	2	35	4	32	1	32	2
9:00	23	3	29	1	27	3	24	3	35	2	28	2
9:15	25	1	34	0	29	1	27	1	36	1	30	1
9:30	27	0	32	1	17	1	21	0	31	1	26	1
9:45	26	1	37	1	34	1	30	2	35	3	32	2
10:00	13	1	28	1	33	0	21	1	35	1	26	1
10:15	26	0	25	1	21	1	32	0	22	2	25	1
10:30	34	0	26	0	37	0	22	1	15	2	27	1
10:45	23	0	34	1	27	1	22	0	27	1	27	1
11:00	22	0	28	0	27	1	15	1	31	2	25	1
11:15	22	1	23	0	26	0	25	1	26	0	24	0
11:30	25	0	23	1	19	0	27	0	27	0	24	0
11:45	15	0	39	0	28	0	22	0	16	0	24	0
Totals	476	595	582	671	578	679	502	614	541	633	534	640
Day Total	1071		1253		1257		1116		1174		1174	
AM Pct	44.4%		46.4%		46.0%		45.0%		46.1%		45.5%	
Peak Hour	10:15	13:15	8:45	12:30	9:45	14:30	8:30	14:00	9:00	13:45	8:45	12:30
Peak Volume	105	102	133	135	125	136	112	120	137	130	116	114
P.H.F	0.7721	0.7727	0.8750	0.6750	0.8446	0.9444	0.8000	0.8571	0.9514	0.7927	0.9063	0.8906
AECOM												
7:00-8:00 AM	67		73		90		68		65		73	
7:15-8:15 AM	80		82		95		83		62		80	
7:30-8:30 AM	81		86		106		93		73		88	
7:45-8:45 AM	81		100		118		93		83		95	
8:00-9:00 AM	88		110		119		106		97		104	
4:00-5:00 AM		90		93		93		70		85		86
4:15-5:15 AM		73		80		78		65		73		74
4:30-5:30 AM		70		66		73		55		69		67
4:45-5:45 AM		66		59		57		45		60		57
5:00-6:00 AM		64		48		54		39		54		52

Client: AECOM SJ
 File Number: L-1B - NB-OUT
 Route: L-1B
 Location: L-1B

Site Ref: L-1B
 Direction: NB-OUT

Count Date	10/18/2021		10/19/2021		10/20/2021		10/21/2021		10/22/2021		Average	
Count Time	AM	PM	AM	PM	AM	PM	AM	PM	AM	PM	AM	PM
0:00	0	23	0	31	1	27	1	26	0	22	0	26
0:15	0	21	0	25	0	19	2	31	2	19	1	23
0:30	0	27	2	27	1	36	1	15	0	24	1	26
0:45	0	29	0	19	0	24	0	16	0	26	0	23
1:00	0	13	1	28	0	22	0	30	0	24	0	23
1:15	0	17	0	35	0	29	2	21	0	12	0	23
1:30	0	24	0	19	0	14	0	14	1	26	0	19
1:45	0	16	1	31	0	23	0	19	2	30	1	24
2:00	0	23	0	33	0	29	0	20	0	21	0	25
2:15	0	13	0	23	0	28	2	17	0	21	0	20
2:30	0	20	0	19	0	30	1	32	0	30	0	26
2:45	0	21	0	19	0	25	0	40	1	23	0	26
3:00	0	21	0	27	0	37	0	25	0	28	0	28
3:15	1	29	1	22	2	25	2	15	0	25	1	23
3:30	0	22	0	32	1	34	0	26	0	30	0	29
3:45	0	12	0	28	0	37	0	21	0	37	0	27
4:00	0	31	0	27	0	28	0	25	0	21	0	26
4:15	0	29	0	37	0	32	0	22	0	27	0	29
4:30	0	26	0	24	0	26	0	33	0	25	0	27
4:45	1	35	0	40	0	31	0	24	0	25	0	31
5:00	0	24	0	31	0	28	0	24	0	26	0	27
5:15	0	18	0	23	0	24	0	17	1	18	0	20
5:30	0	18	1	16	0	17	0	20	0	18	0	18
5:45	1	16	1	17	0	17	0	16	0	20	0	17
6:00	1	18	2	12	1	10	1	12	4	18	2	14
6:15	0	20	0	17	0	9	0	11	0	8	0	13
6:30	2	10	1	14	2	14	1	20	1	7	1	13
6:45	2	13	4	8	1	9	1	6	3	8	2	9
7:00	3	9	2	5	5	5	1	11	6	6	3	7
7:15	1	10	7	8	9	8	3	7	5	4	5	7
7:30	12	8	6	6	12	6	7	6	11	12	10	8
7:45	10	3	7	4	8	4	11	3	8	5	9	4
8:00	14	3	9	3	17	7	13	3	6	3	12	4
8:15	12	3	19	0	12	2	10	2	10	6	13	3
8:30	10	5	11	2	18	1	10	2	11	1	12	2
8:45	13	1	20	1	16	3	15	3	14	2	16	2
9:00	6	9	13	5	22	2	19	10	22	3	16	6
9:15	13	2	26	0	26	2	15	1	20	2	20	1
9:30	16	0	17	2	23	2	16	1	26	0	20	1
9:45	22	1	29	3	19	3	19	1	28	4	23	2
10:00	22	0	16	0	25	0	25	1	24	2	22	1
10:15	18	2	23	3	18	1	25	2	28	1	22	2
10:30	21	1	16	3	25	0	17	1	25	3	21	2
10:45	18	1	22	0	28	3	27	0	23	2	24	1
11:00	15	0	34	1	28	0	21	1	22	0	24	0
11:15	28	0	31	0	21	0	20	1	26	0	25	0
11:30	23	0	24	0	13	0	30	1	25	0	23	0
11:45	20	0	29	0	42	0	25	0	25	0	28	0
Totals	305	647	375	730	396	733	343	655	380	675	357	688
Day Total	952		1105		1129		998		1055		1045	
AM Pct	32.0%		33.9%		35.1%		34.4%		36.0%		34.2%	
Peak Hour	11:00	16:00	11:00	16:15	11:00	15:00	10:45	14:15	9:30	15:00	11:00	16:15
Peak Volume	86	121	118	132	104	133	98	114	106	120	100	114
P.H.F	0.7679	0.8643	0.8676	0.8250	0.6190	0.8986	0.8167	0.7125	0.9464	0.8108	0.8929	0.9194

AECOM												
7:00-8:00 AM	26		22		34		22		30		27	
7:15-8:15 AM	37		29		46		34		30		35	
7:30-8:30 AM	48		41		49		41		35		43	
7:45-8:45 AM	46		46		55		44		35		45	
8:00-9:00 AM	49		59		63		48		41		52	

4:00-5:00 AM		121		128		117		104		98		114
4:15-5:15 AM		114		132		117		103		103		114
4:30-5:30 AM		103		118		109		98		94		104
4:45-5:45 AM		95		110		100		85		87		95
5:00-6:00 AM		76		87		86		77		82		82

Client: AECOM SJ
 File Number: L-01A - SB-IN
 Route: 0
 Location: 0

Site Ref: L-01A
 Direction: SB-IN

Count Date	10/18/2021		10/19/2021		10/20/2021		10/21/2021		10/22/2021		Average	
Count Time	AM	PM	AM	PM	AM	PM	AM	PM	AM	PM	AM	PM
0:00	0	4	1	7	0	9	0	4	0	2	0	5
0:15	0	3	0	7	0	4	0	2	0	6	0	4
0:30	0	1	0	5	0	5	0	7	0	1	0	4
0:45	0	5	0	6	0	5	0	6	0	3	0	5
1:00	0	13	0	4	0	3	0	2	0	0	0	4
1:15	0	3	0	3	0	9	0	4	0	3	0	4
1:30	0	2	0	4	0	3	0	4	0	4	0	3
1:45	0	2	0	0	1	3	0	4	0	3	0	2
2:00	0	3	0	5	0	7	0	0	0	0	0	3
2:15	0	1	0	5	1	5	0	1	0	1	0	3
2:30	0	3	0	2	1	3	0	5	0	3	0	3
2:45	0	1	0	4	0	3	0	0	1	5	0	3
3:00	0	2	0	6	0	4	0	1	0	3	0	3
3:15	0	6	0	5	0	3	0	1	0	6	0	4
3:30	0	3	0	3	0	6	0	1	0	2	0	3
3:45	0	13	0	6	0	7	0	4	0	8	0	8
4:00	0	5	0	18	0	10	0	11	0	11	0	11
4:15	2	22	0	17	1	17	2	21	0	16	1	19
4:30	0	18	0	13	0	11	0	11	1	17	0	14
4:45	0	14	0	14	2	9	0	7	0	8	0	10
5:00	0	14	0	8	0	12	0	12	2	16	0	12
5:15	0	7	0	15	0	13	1	15	0	4	0	11
5:30	0	5	3	12	0	13	0	8	0	9	1	9
5:45	0	6	0	5	1	4	0	2	1	4	0	4
6:00	1	3	0	0	0	4	3	8	1	4	1	4
6:15	4	3	1	4	1	2	2	6	2	2	2	3
6:30	2	1	3	2	2	0	5	0	3	4	3	1
6:45	2	0	6	2	4	0	1	2	1	0	3	1
7:00	1	1	3	1	2	0	2	1	1	0	2	1
7:15	6	0	1	0	5	1	5	1	2	0	4	0
7:30	6	3	4	0	7	0	3	1	7	1	5	1
7:45	6	0	5	0	3	1	5	1	3	0	4	0
8:00	6	0	14	1	12	1	10	0	9	1	10	1
8:15	9	0	12	1	9	0	16	1	11	0	11	0
8:30	19	0	13	0	20	1	14	0	17	2	17	1
8:45	13	0	14	0	8	0	12	0	10	0	11	0
9:00	14	1	10	0	10	0	7	1	13	0	11	0
9:15	5	0	8	0	11	0	17	0	5	0	9	0
9:30	5	0	8	0	5	0	7	0	9	0	7	0
9:45	7	0	4	0	6	0	9	0	7	1	7	0
10:00	5	1	9	1	8	0	4	1	4	0	6	1
10:15	4	0	3	0	2	0	5	0	4	0	4	0
10:30	3	0	7	0	5	0	5	0	2	0	4	0
10:45	0	0	7	0	6	0	3	0	4	0	4	0
11:00	4	0	1	0	1	0	0	0	3	0	2	0
11:15	2	1	3	0	4	0	7	0	5	0	4	0
11:30	2	0	7	0	2	0	4	0	1	0	3	0
11:45	4	0	3	0	4	0	3	0	2	0	3	0
Totals	132	170	150	186	144	178	152	156	131	150	139	165
Day Total	302		336		322		308		281		304	
AM Pct	43.7%		44.6%		44.7%		49.4%		46.6%		45.7%	
Peak Hour	8:15	16:15	8:00	16:00	8:00	16:15	8:00	16:15	8:15	16:15	8:15	16:15
Peak Volume	55	68	53	62	49	49	52	51	51	57	50	55
P.H.F	0.7237	0.7727	0.9464	0.8611	0.6125	0.7206	0.8125	0.6071	0.7500	0.8382	0.7353	0.7237

AECOM												
7:00-8:00 AM	19		13		17		15		13		15	
7:15-8:15 AM	24		24		27		23		21		24	
7:30-8:30 AM	27		35		31		34		30		31	
7:45-8:45 AM	40		44		44		45		40		43	
8:00-9:00 AM	47		53		49		52		47		50	

4:00-5:00 AM		59		62		47		50		52		54
4:15-5:15 AM		68		52		49		51		57		55
4:30-5:30 AM		53		50		45		45		45		48
4:45-5:45 AM		40		49		47		42		37		43
5:00-6:00 AM		32		40		42		37		33		37

Client: AECOM SJ
 File Number: L-01A - NB-OUT
 Route: 0
 Location: 0

Site Ref: L-01A
 Direction: NB-OUT

Count Date	10/18/2021		10/19/2021		10/20/2021		10/21/2021		10/22/2021		Average	
Count Time	AM	PM	AM	PM	AM	PM	AM	PM	AM	PM	AM	PM
0:00	0	3	1	2	0	6	0	1	0	3	0	3
0:15	0	1	1	2	0	2	0	1	0	2	0	2
0:30	0	0	0	3	0	1	1	3	2	0	1	1
0:45	0	3	0	3	0	5	0	6	1	3	0	4
1:00	0	4	0	2	0	4	0	3	0	2	0	3
1:15	0	3	0	3	0	7	0	5	0	2	0	4
1:30	0	3	0	3	0	3	0	3	1	2	0	3
1:45	0	2	0	3	0	1	0	1	0	3	0	2
2:00	0	6	0	3	0	9	1	0	0	2	0	4
2:15	0	1	0	5	0	3	0	3	0	1	0	3
2:30	0	2	0	5	0	2	0	5	0	4	0	4
2:45	0	4	0	2	0	2	0	0	0	5	0	3
3:00	0	1	0	5	0	1	0	2	0	4	0	3
3:15	0	5	0	4	0	2	0	1	0	2	0	3
3:30	0	2	0	5	0	8	0	3	0	4	0	4
3:45	0	5	0	3	0	3	0	2	0	4	0	3
4:00	0	5	0	9	2	3	0	4	0	4	0	5
4:15	2	6	0	13	3	10	2	10	1	5	2	9
4:30	0	9	0	12	0	12	0	5	1	11	0	10
4:45	0	8	0	16	2	7	0	8	0	9	0	10
5:00	0	9	0	6	0	6	0	7	1	16	0	9
5:15	0	5	0	10	0	5	0	10	0	11	0	8
5:30	0	7	2	11	0	8	0	8	0	7	0	8
5:45	0	7	0	7	0	4	0	2	0	2	0	4
6:00	0	5	0	1	0	3	0	7	0	3	0	4
6:15	1	1	0	4	0	2	0	6	0	2	0	3
6:30	0	2	0	3	1	1	1	1	0	4	0	2
6:45	0	1	1	2	1	1	1	2	0	1	1	1
7:00	1	0	1	2	2	0	1	0	0	0	1	0
7:15	2	0	1	0	0	2	3	3	0	1	1	1
7:30	4	3	0	2	5	1	2	1	1	2	2	2
7:45	0	0	0	1	1	0	2	0	3	0	1	0
8:00	2	0	3	3	4	1	5	1	1	2	3	1
8:15	3	0	2	0	4	0	5	0	1	0	3	0
8:30	6	0	13	2	11	1	9	1	9	0	10	1
8:45	9	1	5	0	6	1	3	1	11	1	7	1
9:00	2	5	6	4	8	1	8	3	4	1	6	3
9:15	5	1	3	0	4	0	7	0	4	0	5	0
9:30	2	0	5	0	3	0	7	0	3	0	4	0
9:45	6	0	5	0	2	0	5	0	4	0	4	0
10:00	3	0	5	0	3	0	4	1	4	0	4	0
10:15	0	0	3	0	3	0	5	0	2	2	3	0
10:30	2	0	4	0	5	0	3	0	1	0	3	0
10:45	1	0	6	0	1	0	3	0	3	0	3	0
11:00	5	0	5	0	2	0	0	0	2	0	3	0
11:15	1	0	4	0	5	0	3	0	5	0	4	0
11:30	3	0	7	0	1	0	5	0	3	1	4	0
11:45	4	0	1	0	2	0	0	0	4	0	2	0
Totals	64	120	84	161	81	128	86	120	72	128	77	131
Day Total	184		245		209		206		200		208	
AM Pct	34.8%		34.3%		38.8%		41.7%		36.0%		37.0%	
Peak Hour	8:30	16:15	8:30	16:00	8:15	16:15	8:30	16:45	8:30	16:30	8:30	16:15
Peak Volume	22	32	27	50	29	35	27	33	28	47	28	38
P.H.F	0.6111	0.8889	0.5192	0.7813	0.6591	0.7292	0.7500	0.8250	0.6364	0.7344	0.7000	0.9500

AECOM

7:00-8:00 AM	7	2	8	8	4	6
7:15-8:15 AM	8	4	10	12	5	8
7:30-8:30 AM	9	5	14	14	6	10
7:45-8:45 AM	11	18	20	21	14	17
8:00-9:00 AM	20	23	25	22	22	22

4:00-5:00 AM	28	50	32	27	29	33
4:15-5:15 AM	32	47	35	30	41	37
4:30-5:30 AM	31	44	30	30	47	36
4:45-5:45 AM	29	43	26	33	43	35
5:00-6:00 AM	28	34	23	27	36	30

Client: AECOM SJ
 File Number: L-2A - EB-IN
 Route: L-2A
 Location: L-2A

Site Ref: L-2A
 Direction: EB-IN

Count Date	10/18/2021		10/19/2021		10/20/2021		10/21/2021		10/22/2021		Average	
Count Time	AM	PM	AM	PM	AM	PM	AM	PM	AM	PM	AM	PM
0:00	0	6	0	6	0	7	0	14	0	8	0	8
0:15	0	8	1	5	0	6	0	3	0	7	0	6
0:30	0	5	0	4	0	7	1	7	0	12	0	7
0:45	0	6	0	10	0	7	1	4	2	9	1	7
1:00	1	5	0	12	0	14	0	8	0	5	0	9
1:15	0	6	1	6	1	2	0	11	0	7	0	6
1:30	0	7	1	7	0	6	0	12	0	2	0	7
1:45	0	6	0	7	1	8	0	4	0	3	0	6
2:00	0	4	1	6	0	7	1	5	3	6	1	6
2:15	0	4	0	4	0	7	0	16	0	4	0	7
2:30	0	4	1	4	0	4	0	5	0	6	0	5
2:45	0	3	0	2	0	3	0	8	0	1	0	3
3:00	0	4	0	6	0	5	0	2	0	3	0	4
3:15	0	4	1	6	0	6	0	5	0	4	0	5
3:30	0	3	0	4	0	4	0	10	1	6	0	5
3:45	1	11	0	7	1	12	0	9	0	8	0	9
4:00	0	6	0	7	0	8	0	5	1	2	0	6
4:15	1	7	1	10	0	2	0	4	0	3	0	5
4:30	1	8	1	2	0	3	0	4	0	5	0	4
4:45	1	8	1	6	1	7	0	13	0	3	1	7
5:00	1	4	1	4	1	4	2	6	1	7	1	5
5:15	2	7	2	5	0	6	2	8	1	1	1	5
5:30	3	8	3	3	3	2	6	4	6	5	4	4
5:45	9	5	2	4	4	4	5	4	4	3	5	4
6:00	3	2	6	1	4	4	6	2	1	2	4	2
6:15	5	3	10	7	6	2	2	3	5	2	6	3
6:30	7	3	9	1	8	6	14	1	11	5	10	3
6:45	17	4	18	1	19	0	16	3	21	3	18	2
7:00	10	3	18	0	16	1	10	0	9	0	13	1
7:15	23	0	22	0	21	0	9	1	16	1	18	0
7:30	21	3	14	0	28	1	17	0	25	1	21	1
7:45	27	1	16	1	10	0	18	1	15	1	17	1
8:00	11	2	19	1	17	3	26	2	22	2	19	2
8:15	18	1	26	0	20	1	13	2	15	0	18	1
8:30	17	0	23	3	19	0	18	0	15	1	18	1
8:45	17	0	27	0	21	1	18	1	21	1	21	1
9:00	21	2	15	0	18	0	16	1	13	0	17	1
9:15	11	1	23	0	14	0	20	0	10	1	16	0
9:30	7	0	9	0	14	0	12	1	10	1	10	0
9:45	6	0	15	0	9	0	9	0	8	1	9	0
10:00	7	1	6	0	4	1	3	0	10	0	6	0
10:15	10	0	13	1	6	0	3	1	10	0	8	0
10:30	7	0	7	0	10	0	14	0	5	0	9	0
10:45	8	0	10	0	9	0	3	1	8	1	8	0
11:00	3	0	6	0	9	1	3	1	11	0	6	0
11:15	2	0	5	1	9	0	8	0	6	0	6	0
11:30	2	0	4	1	6	0	11	0	9	0	6	0
11:45	4	0	6	0	7	1	6	1	7	1	6	1
Totals	284	165	344	155	316	163	293	193	302	144	304	160
Day Total	449		499		479		486		446		464	
AM Pct	63.3%		68.9%		66.0%		60.3%		67.7%		65.5%	
Peak Hour	7:15	15:45	8:00	12:45	6:45	12:15	7:45	13:30	7:15	12:00	8:00	12:15
Peak Volume	82	32	95	35	84	34	75	37	78	36	76	29
P.H.F	0.7593	0.7273	0.8796	0.7292	0.7500	0.6071	0.7212	0.5781	0.7800	0.7500	0.9048	0.8056

AECOM

7:00-8:00 AM	81		70		75		54		65		69	
7:15-8:15 AM	82		71		76		70		78		75	
7:30-8:30 AM	77		75		75		74		77		76	
7:45-8:45 AM	73		84		66		75		67		73	
8:00-9:00 AM	63		95		77		75		73		77	

4:00-5:00 AM		29		25		20		26		13		23
4:15-5:15 AM		27		22		16		27		18		22
4:30-5:30 AM		27		17		20		31		16		22
4:45-5:45 AM		27		18		19		31		16		22
5:00-6:00 AM		24		16		16		22		16		19

Client: AECOM SJ
 File Number: L-2A - WB-OUT
 Route: L-2A
 Location: L-2A

Site Ref: L-2A
 Direction: WB-OUT

Count Date	10/18/2021		10/19/2021		10/20/2021		10/21/2021		10/22/2021		Average	
Count Time	AM	PM	AM	PM	AM	PM	AM	PM	AM	PM	AM	PM
0:00	0	10	1	9	1	14	1	18	0	8	1	12
0:15	0	10	0	14	0	7	0	10	0	9	0	10
0:30	0	5	0	9	0	10	0	11	2	15	0	10
0:45	0	8	0	9	0	8	1	6	1	7	0	8
1:00	0	10	1	14	0	8	0	11	0	9	0	10
1:15	1	6	0	9	0	8	1	7	0	7	0	7
1:30	0	4	1	7	1	7	0	8	0	2	0	6
1:45	0	4	1	13	0	7	0	3	0	5	0	6
2:00	0	4	1	7	1	7	1	6	1	9	1	7
2:15	0	3	1	9	1	10	1	21	1	8	1	10
2:30	0	9	1	12	0	10	0	7	1	11	0	10
2:45	0	6	0	6	0	5	0	8	0	6	0	6
3:00	0	5	0	13	0	9	0	7	0	9	0	9
3:15	0	6	1	10	0	12	0	12	0	8	0	10
3:30	0	14	0	10	0	11	0	15	1	8	0	12
3:45	1	8	0	10	0	17	0	10	0	14	0	12
4:00	0	31	0	23	1	21	0	22	0	13	0	22
4:15	0	20	0	19	0	17	0	12	0	13	0	16
4:30	0	14	0	22	0	15	0	19	0	8	0	16
4:45	0	25	0	17	0	19	0	22	0	15	0	20
5:00	0	17	1	24	0	21	0	22	1	14	0	20
5:15	1	13	0	14	0	19	2	18	0	20	1	17
5:30	0	16	0	23	0	16	1	14	3	19	1	18
5:45	2	21	0	14	0	16	1	15	0	10	1	15
6:00	1	15	2	14	1	20	1	14	0	7	1	14
6:15	1	13	2	14	0	18	2	13	2	10	1	14
6:30	2	3	5	8	1	8	3	10	1	10	2	8
6:45	3	9	1	7	1	6	1	5	3	10	2	7
7:00	1	7	3	8	2	3	1	3	2	3	2	5
7:15	3	6	3	5	6	2	3	7	3	2	4	4
7:30	5	13	1	5	7	9	0	3	11	2	5	6
7:45	2	5	2	4	3	5	5	3	7	1	4	4
8:00	5	3	3	0	4	3	6	3	2	3	4	2
8:15	6	2	7	1	3	3	0	6	5	4	4	3
8:30	2	4	8	1	0	0	10	5	5	2	5	2
8:45	4	1	2	2	1	1	5	4	6	0	4	2
9:00	4	1	5	2	4	3	7	1	5	3	5	2
9:15	4	3	10	1	4	2	7	5	5	1	6	2
9:30	1	3	8	1	8	1	4	0	8	3	6	2
9:45	3	0	8	0	5	0	1	0	9	2	5	0
10:00	3	1	4	2	2	3	6	1	4	1	4	2
10:15	2	0	5	1	4	1	4	2	10	0	5	1
10:30	1	0	8	1	4	0	5	0	3	0	4	0
10:45	6	0	11	0	4	0	5	1	9	1	7	0
11:00	5	0	9	0	8	1	6	1	5	0	7	0
11:15	2	1	8	0	4	0	5	2	3	0	4	1
11:30	3	0	0	1	7	0	6	0	7	0	5	0
11:45	5	0	3	0	6	1	6	0	15	1	7	0
Totals	79	359	127	395	94	384	108	393	141	313	109	370
Day Total	438		522		478		501		454		479	
AM Pct	18.0%		24.3%		19.7%		21.6%		31.1%		22.8%	
Peak Hour	7:30	16:00	10:30	16:15	11:00	16:45	8:30	16:30	9:30	16:45	10:15	16:45
Peak Volume	18	90	36	82	25	75	29	81	31	68	23	75
P.H.F	0.7500	0.7258	0.8182	0.8542	0.7813	0.8929	0.7250	0.9205	0.7750	0.8500	0.8214	0.9375

AECOM

7:00-8:00 AM	11		9		18		9		23		14	
7:15-8:15 AM	15		9		20		14		23		16	
7:30-8:30 AM	18		13		17		11		25		17	
7:45-8:45 AM	15		20		10		21		19		17	
8:00-9:00 AM	17		20		8		21		18		17	

4:00-5:00 AM		90		81		72		75		49		73
4:15-5:15 AM		76		82		72		75		50		71
4:30-5:30 AM		69		77		74		81		57		72
4:45-5:45 AM		71		78		75		76		68		74
5:00-6:00 AM		67		75		72		69		63		69

Client: AECOM SJ
 File Number: L-3B - EB-IN
 Route: L-3B
 Location: L-3B

Site Ref: L-3B
 Direction: EB-IN

Count Date	10/18/2021		10/19/2021		10/20/2021		10/21/2021		10/22/2021		Average	
Count Time	AM	PM	AM	PM	AM	PM	AM	PM	AM	PM	AM	PM
0:00	0	3	0	8	0	3	0	4	0	2	0	4
0:15	0	2	1	1	1	2	0	1	1	4	1	2
0:30	0	2	0	2	0	4	1	1	0	4	0	3
0:45	0	1	1	2	0	5	0	6	1	6	0	4
1:00	2	2	0	3	0	2	0	5	0	2	0	3
1:15	2	0	0	2	0	0	0	2	0	5	0	2
1:30	0	2	1	2	0	2	0	3	0	0	0	2
1:45	0	2	1	1	0	5	0	4	0	7	0	4
2:00	0	5	1	3	1	7	1	0	0	2	1	3
2:15	0	0	0	4	2	1	0	4	0	3	0	2
2:30	0	1	0	4	0	2	0	3	0	8	0	4
2:45	0	0	0	5	0	4	1	1	1	5	0	3
3:00	0	1	0	5	2	6	1	4	0	2	1	4
3:15	0	5	0	3	1	8	0	8	0	2	0	5
3:30	0	9	1	4	1	3	0	5	0	6	0	5
3:45	1	6	1	3	1	5	0	8	1	6	1	6
4:00	2	5	2	4	1	4	1	7	0	3	1	5
4:15	0	5	1	9	0	3	2	9	1	5	1	6
4:30	3	2	4	4	0	1	2	4	2	3	2	3
4:45	8	8	8	10	7	5	8	5	3	8	7	7
5:00	2	4	0	3	3	6	3	5	3	7	2	5
5:15	3	8	6	8	5	3	4	6	5	6	5	6
5:30	3	6	5	11	3	6	6	9	4	6	4	8
5:45	4	5	6	5	5	2	5	5	11	8	6	5
6:00	9	5	10	4	11	1	11	3	8	5	10	4
6:15	16	6	14	6	15	5	13	6	10	4	14	5
6:30	25	2	35	5	34	2	27	5	32	5	31	4
6:45	33	0	37	3	30	2	31	2	25	8	31	3
7:00	8	5	9	4	12	0	7	1	3	0	8	2
7:15	11	5	7	1	7	1	4	4	3	2	6	3
7:30	13	4	6	6	2	1	10	8	9	6	8	5
7:45	2	2	4	5	2	4	2	3	4	4	3	4
8:00	9	2	4	2	2	5	2	2	4	2	4	3
8:15	3	0	5	3	4	0	5	0	9	0	5	1
8:30	4	1	7	3	2	2	3	3	4	2	4	2
8:45	5	0	4	4	2	0	1	0	4	1	3	1
9:00	4	1	6	0	5	0	6	1	4	2	5	1
9:15	6	0	6	0	6	2	8	2	6	4	6	2
9:30	2	1	3	0	1	0	0	1	1	1	1	1
9:45	8	0	3	0	0	0	0	2	3	0	3	0
10:00	2	1	3	0	3	2	3	1	2	1	3	1
10:15	2	1	7	0	0	0	1	0	3	1	3	0
10:30	0	1	3	0	5	0	1	1	0	0	2	0
10:45	4	0	6	1	1	2	0	1	2	2	3	1
11:00	0	0	4	0	3	0	5	0	3	0	3	0
11:15	3	1	0	2	2	0	0	1	1	1	1	1
11:30	6	0	1	1	0	0	4	0	9	2	4	1
11:45	2	0	0	0	5	1	2	0	4	1	3	0
Totals	207	122	223	156	187	119	181	156	186	164	196	146
Day Total	329		379		306		337		350		342	
AM Pct	62.9%		58.8%		61.1%		53.7%		53.1%		57.3%	
Peak Hour	6:00	16:45	6:00	16:45	6:15	15:00	6:00	15:30	6:00	16:45	6:00	16:45
Peak Volume	83	26	96	32	91	22	82	29	75	27	86	26
P.H.F	0.6288	0.8125	0.6486	0.7273	0.6691	0.6875	0.6613	0.8056	0.5859	0.8438	0.6935	0.8125

AECOM												
7:00-8:00 AM	34		26		23		23		19		25	
7:15-8:15 AM	35		21		13		18		20		21	
7:30-8:30 AM	27		19		10		19		26		20	
7:45-8:45 AM	18		20		10		12		21		16	
8:00-9:00 AM	21		20		10		11		21		17	

4:00-5:00 AM		20		27		13		25		19		21
4:15-5:15 AM		19		26		15		23		23		21
4:30-5:30 AM		22		25		15		20		24		21
4:45-5:45 AM		26		32		20		25		27		26
5:00-6:00 AM		23		27		17		25		27		24

Client: AECOM SJ
 File Number: L-3B - WB-OUT
 Route: L-3B
 Location: L-3B

Site Ref: L-3B
 Direction: WB-OUT

Count Date	10/18/2021		10/19/2021		10/20/2021		10/21/2021		10/22/2021		Average	
Count Time	AM	PM	AM	PM	AM	PM	AM	PM	AM	PM	AM	PM
0:00	2	4	0	3	0	7	1	2	0	3	1	4
0:15	0	1	1	2	0	3	1	1	2	5	1	2
0:30	0	3	0	5	0	3	0	1	0	1	0	3
0:45	0	0	1	1	0	6	0	4	0	4	0	3
1:00	2	4	0	2	0	0	0	6	0	6	0	4
1:15	1	0	0	1	0	2	0	2	0	4	0	2
1:30	0	8	1	12	0	8	0	10	1	4	0	8
1:45	1	4	0	5	0	3	0	3	0	6	0	4
2:00	0	5	1	4	0	8	0	6	1	6	0	6
2:15	0	0	1	2	1	4	1	2	1	9	1	3
2:30	0	7	0	6	0	4	0	3	0	9	0	6
2:45	0	1	0	4	1	3	0	4	0	4	0	3
3:00	1	2	0	8	1	7	1	2	0	6	1	5
3:15	0	10	0	8	1	13	0	13	0	7	0	10
3:30	0	14	0	9	0	10	0	13	0	12	0	12
3:45	0	8	0	4	0	6	0	8	0	9	0	7
4:00	0	11	1	9	2	5	0	11	1	3	1	8
4:15	0	11	0	8	0	2	0	10	1	9	0	8
4:30	2	4	1	6	1	6	3	7	0	9	1	6
4:45	1	4	2	10	0	8	1	8	1	7	1	7
5:00	1	9	1	6	0	7	0	6	0	6	0	7
5:15	0	5	0	5	0	7	1	5	1	12	0	7
5:30	0	6	1	15	1	11	1	12	1	8	1	10
5:45	1	13	0	2	1	2	0	7	1	8	1	6
6:00	3	9	2	8	0	5	5	5	2	5	2	6
6:15	3	5	1	4	1	6	4	11	2	3	2	6
6:30	3	4	6	5	1	1	8	7	3	12	4	6
6:45	6	1	9	5	5	1	7	2	4	4	6	3
7:00	4	7	8	7	9	7	3	1	1	8	5	6
7:15	4	9	10	4	8	3	5	4	1	2	6	4
7:30	14	19	5	25	3	14	7	26	1	16	6	20
7:45	2	12	6	14	1	13	1	11	3	12	3	12
8:00	6	4	1	5	3	5	2	8	3	8	3	6
8:15	4	3	5	5	6	2	3	5	7	4	5	4
8:30	2	2	4	3	1	2	3	0	4	2	3	2
8:45	5	2	5	2	2	1	1	1	6	1	4	1
9:00	7	0	6	2	5	0	4	4	2	3	5	2
9:15	3	0	3	2	4	3	8	5	6	3	5	3
9:30	1	3	2	2	1	1	1	1	4	3	2	2
9:45	8	1	3	0	1	0	0	3	4	2	3	1
10:00	2	0	2	0	2	2	1	0	0	3	1	1
10:15	2	0	3	0	4	0	1	0	3	1	3	0
10:30	1	1	3	1	1	1	1	0	2	3	2	1
10:45	2	1	3	1	3	3	0	3	0	2	2	2
11:00	1	2	4	0	3	0	6	2	7	2	4	1
11:15	2	1	4	1	3	0	1	0	0	1	2	1
11:30	4	0	1	2	0	0	3	2	9	2	3	1
11:45	2	0	1	0	1	0	2	0	4	0	2	0
Totals	103	220	108	235	77	205	87	247	89	259	92	232
Day Total	323		343		282		334		348		324	
AM Pct	31.9%		31.5%		27.3%		26.0%		25.6%		28.4%	
Peak Hour	6:45	19:00	6:30	19:00	6:45	19:00	6:00	19:30	8:00	19:30	6:45	19:00
Peak Volume	28	47	33	50	25	37	24	50	20	40	23	42
P.H.F	0.5000	0.6184	0.8250	0.5000	0.6944	0.6607	0.7500	0.4808	0.7143	0.6250	0.9583	0.5250

AECOM

7:00-8:00 AM	24		29		21		16		6		19	
7:15-8:15 AM	26		22		15		15		8		17	
7:30-8:30 AM	26		17		13		13		14		17	
7:45-8:45 AM	14		16		11		9		17		13	
8:00-9:00 AM	17		15		12		9		20		15	

4:00-5:00 AM		30		33		21		36		28		30
4:15-5:15 AM		28		30		23		31		31		29
4:30-5:30 AM		22		27		28		26		34		27
4:45-5:45 AM		24		36		33		31		33		31
5:00-6:00 AM		33		28		27		30		34		30

Client: AECOM SJ
 File Number: L-9A - EB-IN
 Route: L-9A
 Location: L-9A

Site Ref: L-9A
 Direction: EB-IN

Count Date	10/18/2021		10/19/2021		10/20/2021		10/21/2021		10/22/2021		Average	
Count Time	AM	PM	AM	PM	AM	PM	AM	PM	AM	PM	AM	PM
0:00	0	0	0	0	0	0	0	0	0	0	0	0
0:15	0	0	0	0	0	0	0	0	0	0	0	0
0:30	0	0	0	0	0	0	0	0	0	0	0	0
0:45	0	0	1	0	5	1	0	0	0	0	1	0
1:00	0	0	0	1	0	0	0	1	0	0	0	0
1:15	0	1	0	1	0	2	0	1	0	0	0	1
1:30	0	0	0	1	0	0	0	0	0	0	0	0
1:45	0	0	0	0	0	0	0	0	0	1	0	0
2:00	1	1	1	0	0	1	0	0	1	0	0	1
2:15	0	0	0	1	1	0	1	1	0	0	0	0
2:30	0	1	0	0	0	0	0	0	0	0	0	0
2:45	1	1	1	1	1	0	1	0	1	0	1	0
3:00	0	0	0	1	0	0	0	0	0	0	0	0
3:15	0	0	0	0	0	0	0	0	0	1	0	0
3:30	1	0	2	0	1	0	3	0	3	0	2	0
3:45	2	0	1	0	2	0	0	0	1	0	1	0
4:00	0	0	0	0	0	0	0	0	0	0	0	0
4:15	2	0	1	0	1	0	2	0	1	0	1	0
4:30	1	0	1	0	0	0	0	0	0	0	0	0
4:45	0	0	0	0	0	0	1	0	0	0	0	0
5:00	0	0	0	0	0	0	1	0	0	0	0	0
5:15	1	0	1	0	1	0	0	0	0	0	1	0
5:30	2	0	2	0	2	0	2	0	3	0	2	0
5:45	4	0	5	0	2	0	4	0	3	0	4	0
6:00	4	0	6	0	8	0	6	1	4	0	6	0
6:15	11	0	14	1	12	1	15	1	12	0	13	1
6:30	5	0	9	0	10	0	8	0	8	0	8	0
6:45	2	0	1	0	5	0	4	0	2	0	3	0
7:00	0	0	0	0	0	0	0	0	3	0	1	0
7:15	3	0	0	0	3	0	1	0	0	0	1	0
7:30	1	0	1	0	0	0	0	0	0	0	0	0
7:45	0	0	1	0	0	0	0	0	1	0	0	0
8:00	0	0	0	0	0	0	1	0	1	0	0	0
8:15	0	0	0	0	1	0	0	0	1	0	0	0
8:30	2	0	2	1	1	0	2	0	2	0	2	0
8:45	0	0	1	0	1	0	1	0	0	1	1	0
9:00	0	0	0	0	0	0	0	0	0	0	0	0
9:15	1	0	0	0	0	0	0	0	0	0	0	0
9:30	1	0	1	0	1	0	0	0	0	0	1	0
9:45	0	0	1	0	1	0	0	0	0	0	0	0
10:00	0	1	0	1	0	0	0	0	0	0	0	0
10:15	1	0	0	0	0	0	0	0	0	0	0	0
10:30	1	0	0	0	1	0	0	0	0	0	0	0
10:45	0	0	0	0	0	0	0	0	0	0	0	0
11:00	0	0	0	0	0	0	0	0	0	0	0	0
11:15	0	0	0	0	0	0	0	0	0	0	0	0
11:30	0	0	0	0	1	0	1	0	1	0	1	0
11:45	1	0	0	0	0	0	0	0	0	0	0	0
Totals	48	5	53	7	61	5	54	5	47	4	50	3
Day Total	53		60		66		59		51		53	
AM Pct	90.6%		88.3%		92.4%		91.5%		92.2%		94.3%	
Peak Hour	5:45	14:00	5:45	12:45	6:00	12:30	5:45	12:30	5:45	13:15	5:45	13:15
Peak Volume	24	3	34	3	35	3	33	2	27	2	31	2
P.H.F	0.5455	0.7500	0.6071	0.7500	0.7292	0.3750	0.5500	0.5000	0.5625	0.5000	0.5962	0.5000

AECOM

7:00-8:00 AM	4	2	3	1	4	3
7:15-8:15 AM	4	2	3	2	2	3
7:30-8:30 AM	1	2	1	1	3	2
7:45-8:45 AM	2	3	2	3	5	3
8:00-9:00 AM	2	3	3	4	4	3

4:00-5:00 AM	0	0	0	0	0	0
4:15-5:15 AM	0	0	0	0	0	0
4:30-5:30 AM	0	0	0	0	0	0
4:45-5:45 AM	0	0	0	0	0	0
5:00-6:00 AM	0	0	0	0	0	0

Client: AECOM SJ
 File Number: L-9A - WB-OUT
 Route: L-9A
 Location: L-9A

Site Ref: L-9A
 Direction: WB-OUT

Count Date	10/18/2021		10/19/2021		10/20/2021		10/21/2021		10/22/2021		Average	
Count Time	AM	PM	AM	PM	AM	PM	AM	PM	AM	PM	AM	PM
0:00	0	0	0	0	0	1	0	0	0	0	0	0
0:15	0	0	0	1	0	0	0	0	0	2	0	1
0:30	0	1	0	0	0	2	0	1	0	1	0	1
0:45	0	0	0	0	0	1	0	0	0	0	0	0
1:00	0	0	0	1	0	1	0	2	0	1	0	1
1:15	0	1	0	1	0	0	0	0	0	0	0	0
1:30	0	1	0	0	0	0	0	0	0	0	0	0
1:45	0	0	0	2	0	0	0	0	0	0	0	0
2:00	0	1	0	0	0	0	0	1	1	0	0	0
2:15	0	0	0	1	0	1	0	1	0	1	0	1
2:30	0	1	0	1	0	0	0	1	0	1	0	1
2:45	0	0	0	3	0	0	0	0	0	0	0	1
3:00	0	1	0	1	0	0	0	0	0	0	0	0
3:15	0	1	0	0	0	0	0	0	0	0	0	0
3:30	0	3	0	1	0	0	0	2	0	3	0	2
3:45	0	0	0	2	0	0	0	4	0	0	0	1
4:00	0	0	0	1	0	1	0	0	0	2	0	1
4:15	0	0	0	0	0	1	0	1	0	0	0	0
4:30	0	3	0	3	0	4	0	4	0	3	0	3
4:45	1	5	0	1	1	2	0	3	0	3	0	3
5:00	0	2	0	5	0	7	0	2	0	1	0	3
5:15	0	3	0	4	0	3	0	1	0	5	0	3
5:30	0	0	0	0	0	4	0	1	0	3	0	2
5:45	0	1	0	3	0	2	0	1	0	0	0	1
6:00	0	0	0	1	0	0	0	1	0	0	0	0
6:15	2	1	0	0	0	1	1	0	0	1	1	1
6:30	0	0	0	0	0	0	0	1	0	0	0	0
6:45	0	2	0	2	0	0	0	6	0	1	0	2
7:00	0	3	0	2	1	5	0	7	0	0	0	3
7:15	1	3	0	2	0	7	1	2	1	10	1	5
7:30	0	2	1	5	0	2	0	5	0	2	0	3
7:45	0	1	0	2	0	2	0	1	0	2	0	2
8:00	0	3	0	0	0	0	1	1	0	0	0	1
8:15	0	0	0	0	0	0	0	0	0	1	0	0
8:30	0	1	0	2	0	0	0	0	0	0	0	1
8:45	0	0	0	0	0	1	0	1	0	0	0	0
9:00	0	0	0	1	0	1	0	0	0	1	0	1
9:15	0	2	0	0	0	0	0	1	0	0	0	1
9:30	0	1	0	1	0	0	0	1	0	0	0	1
9:45	0	0	0	0	0	1	0	0	0	0	0	0
10:00	0	0	0	0	0	1	1	1	0	0	0	0
10:15	0	2	0	0	0	0	0	0	0	0	0	0
10:30	1	1	1	0	0	1	0	0	0	0	0	0
10:45	0	0	0	1	0	1	0	0	0	2	0	1
11:00	0	0	0	0	0	0	0	0	0	0	0	0
11:15	0	1	0	2	0	3	0	0	0	2	0	2
11:30	1	0	2	1	1	2	2	1	0	1	1	1
11:45	0	1	0	0	0	0	0	0	0	0	0	0
Totals	6	48	4	53	3	58	6	54	2	49	3	50
Day Total	54		57		61		60		51		53	
AM Pct	11.1%		7.0%		4.9%		10.0%		3.9%		5.7%	
Peak Hour	5:30	16:30	10:45	16:30	4:00	16:30	7:15	18:45	1:15	19:00	5:30	18:45
Peak Volume	2	13	2	13	1	16	2	20	1	14	1	13
P.H.F	0.2500	0.6500	0.2500	0.6500	0.2500	0.5714	0.5000	0.7143	0.2500	0.3500	0.2500	0.6500

AECOM

7:00-8:00 AM	1	1	1	1	1	1	1	1	1	1	1	1
7:15-8:15 AM	1	1	1	0	2	1	1	1	1	1	1	1
7:30-8:30 AM	0	1	0	0	1	1	0	0	0	0	0	0
7:45-8:45 AM	0	0	0	0	0	1	0	0	0	0	0	0
8:00-9:00 AM	0	0	0	0	0	1	0	0	0	0	0	0

4:00-5:00 AM	8	5	8	8	8	8	8	8	8	8	8	7
4:15-5:15 AM	10	9	14	10	14	10	10	7	10	7	10	10
4:30-5:30 AM	13	13	16	16	16	10	12	12	12	12	13	13
4:45-5:45 AM	10	10	16	16	16	7	12	12	12	12	11	11
5:00-6:00 AM	6	12	16	16	16	5	9	9	9	9	10	10

Client: AECOM SJ
 File Number: L-17A - NB-IN
 Route: L-17A
 Location: L-17A

Site Ref: L-17A
 Direction: NB-IN

Count Date	10/18/2021		10/19/2021		10/20/2021		10/21/2021		10/22/2021		Average	
Count Time	AM	PM	AM	PM	AM	PM	AM	PM	AM	PM	AM	PM
0:00	0	4	0	7	0	5	0	6	0	7	0	6
0:15	0	4	0	3	0	3	0	2	0	6	0	4
0:30	0	3	0	7	0	4	1	4	0	7	0	5
0:45	0	4	0	6	1	6	0	6	0	8	0	6
1:00	0	7	0	14	0	4	0	9	0	2	0	7
1:15	0	6	0	5	0	3	0	3	0	4	0	4
1:30	0	2	0	8	0	3	0	6	0	2	0	4
1:45	0	2	0	3	0	4	0	2	0	5	0	3
2:00	0	4	3	3	1	8	0	4	0	6	1	5
2:15	0	2	0	3	0	3	3	4	2	6	1	4
2:30	0	1	0	5	0	1	0	6	0	3	0	3
2:45	0	4	0	3	0	4	0	2	0	0	0	3
3:00	0	2	0	1	0	1	0	1	0	8	0	3
3:15	0	1	0	2	0	2	0	3	0	0	0	2
3:30	0	4	0	5	0	3	0	4	0	2	0	4
3:45	0	5	0	1	0	4	0	1	0	3	0	3
4:00	0	5	0	3	0	2	0	4	0	5	0	4
4:15	0	11	0	11	0	12	1	7	0	11	0	10
4:30	0	2	0	8	1	4	0	5	0	6	0	5
4:45	0	0	0	3	0	1	1	3	0	1	0	2
5:00	1	2	0	3	0	5	0	4	0	8	0	4
5:15	0	4	0	9	3	4	2	7	1	3	1	5
5:30	2	2	9	8	4	5	3	6	2	7	4	6
5:45	5	2	4	4	4	3	3	8	6	2	4	4
6:00	6	9	2	8	2	7	0	8	2	7	2	8
6:15	7	3	11	3	8	4	9	3	5	3	8	3
6:30	12	2	13	0	8	3	10	1	10	0	11	1
6:45	10	1	13	1	21	0	18	0	14	1	15	1
7:00	13	0	18	0	14	0	15	0	17	2	15	0
7:15	16	0	21	2	16	0	16	0	14	0	17	0
7:30	11	0	16	0	10	0	14	0	14	0	13	0
7:45	26	1	25	0	20	0	18	1	19	1	22	1
8:00	24	0	33	0	30	0	28	0	17	0	26	0
8:15	23	0	37	0	26	0	36	2	27	0	30	0
8:30	36	0	31	0	46	1	42	0	37	0	38	0
8:45	44	1	28	0	31	0	42	0	38	0	37	0
9:00	31	0	19	0	28	0	23	1	22	0	25	0
9:15	33	0	34	0	23	1	27	0	31	0	30	0
9:30	29	1	24	0	18	0	24	0	28	0	25	0
9:45	20	0	9	0	17	0	20	0	19	0	17	0
10:00	7	0	13	0	10	1	3	1	14	0	9	0
10:15	3	0	3	0	11	0	9	0	6	0	6	0
10:30	6	0	10	1	11	0	10	0	6	0	9	0
10:45	9	0	7	0	8	0	7	0	6	1	7	0
11:00	9	0	5	0	7	0	9	0	7	0	7	0
11:15	5	0	2	0	4	0	8	0	7	0	5	0
11:30	4	0	3	0	7	0	9	3	9	0	6	1
11:45	9	0	8	1	4	0	7	1	9	0	7	0
Totals	401	101	401	141	394	111	418	128	391	127	398	121
Day Total	502		542		505		546		518		519	
AM Pct	79.9%		74.0%		78.0%		76.6%		75.5%		76.7%	
Peak Hour	8:30	15:30	8:00	12:45	8:00	15:45	8:00	17:15	8:30	12:00	8:00	17:15
Peak Volume	144	25	129	33	133	22	148	29	128	28	131	23
P.H.F	0.8182	0.5682	0.8716	0.5893	0.7228	0.4583	0.8810	0.9063	0.8421	0.8750	0.8618	0.7188

AECOM

7:00-8:00 AM	66		80		60		63		64		67	
7:15-8:15 AM	77		95		76		76		64		78	
7:30-8:30 AM	84		111		86		96		77		91	
7:45-8:45 AM	109		126		122		124		100		116	
8:00-9:00 AM	127		129		133		148		119		131	

4:00-5:00 AM		18		25		19		19		23		21
4:15-5:15 AM		15		25		22		19		26		21
4:30-5:30 AM		8		23		14		19		18		16
4:45-5:45 AM		8		23		15		20		19		17
5:00-6:00 AM		10		24		17		25		20		19

Client: AECOM SJ
 File Number: L-17A - SB-OUT
 Route: L-17A
 Location: L-17A

Site Ref: L-17A
 Direction: SB-OUT

Count Date	10/18/2021		10/19/2021		10/20/2021		10/21/2021		10/22/2021		Average	
Count Time	AM	PM	AM	PM	AM	PM	AM	PM	AM	PM	AM	PM
0:00	0	6	0	8	1	2	0	4	0	5	0	5
0:15	0	3	0	7	0	12	1	7	1	9	0	8
0:30	0	3	0	6	1	1	0	1	0	6	0	3
0:45	0	7	1	8	0	6	0	2	0	4	0	5
1:00	0	0	0	9	0	7	1	4	2	5	1	5
1:15	0	6	0	2	0	5	0	3	1	3	0	4
1:30	0	2	0	4	0	4	0	5	0	7	0	4
1:45	0	8	0	3	0	1	0	5	0	5	0	4
2:00	0	3	1	5	2	3	2	6	2	11	1	6
2:15	0	10	0	7	0	7	0	6	0	4	0	7
2:30	0	10	1	5	0	5	0	6	0	11	0	7
2:45	0	6	0	7	1	5	0	6	3	6	1	6
3:00	0	12	0	8	0	23	0	11	0	3	0	11
3:15	0	13	1	28	0	13	0	13	0	22	0	18
3:30	0	8	0	14	0	10	0	18	0	8	0	12
3:45	1	11	0	8	0	10	1	9	0	8	0	9
4:00	0	17	0	8	0	20	0	27	0	17	0	18
4:15	0	16	0	10	1	25	0	13	0	21	0	17
4:30	0	37	0	21	0	30	1	27	0	24	0	28
4:45	1	18	0	24	0	29	1	12	0	21	0	21
5:00	2	21	0	25	0	26	0	23	0	16	0	22
5:15	0	17	0	27	0	20	0	20	0	29	0	23
5:30	0	27	0	34	0	25	0	23	0	17	0	25
5:45	0	15	0	26	0	16	0	15	1	13	0	17
6:00	0	16	0	21	0	18	0	17	0	19	0	18
6:15	1	18	0	7	0	22	3	13	0	25	1	17
6:30	1	18	0	20	0	20	1	24	0	9	0	18
6:45	0	10	3	16	1	13	0	11	2	14	1	13
7:00	2	4	1	5	0	8	1	4	0	5	1	5
7:15	0	11	0	11	1	3	0	6	1	9	0	8
7:30	0	5	2	4	1	3	4	7	2	5	2	5
7:45	2	8	4	4	2	3	2	10	0	3	2	6
8:00	3	1	5	2	7	0	10	7	6	5	6	3
8:15	15	3	6	3	8	3	5	4	5	3	8	3
8:30	6	0	6	0	8	0	12	2	3	1	7	1
8:45	4	1	7	1	8	0	9	3	14	1	8	1
9:00	3	1	9	1	5	2	5	2	7	2	6	2
9:15	7	0	4	3	4	2	3	1	7	4	5	2
9:30	5	1	11	1	5	0	14	2	9	0	9	1
9:45	7	3	4	0	2	1	1	4	4	1	4	2
10:00	2	0	6	0	2	1	5	1	8	0	5	0
10:15	5	0	0	0	2	0	3	1	2	0	2	0
10:30	3	0	4	0	3	1	0	0	3	0	3	0
10:45	7	0	7	0	1	0	8	0	5	2	6	0
11:00	2	0	4	0	7	0	4	0	6	0	5	0
11:15	4	0	2	0	2	0	3	0	6	0	3	0
11:30	2	0	6	0	7	0	5	0	8	0	6	0
11:45	8	0	6	1	2	0	6	1	6	2	6	1
Totals	93	376	101	404	84	405	111	386	114	385	99	391
Day Total	469		505		489		497		499		490	
AM Pct	19.8%		20.0%		17.2%		22.3%		22.8%		20.2%	
Peak Hour	8:00	16:30	8:45	17:00	8:00	16:15	8:00	16:30	8:45	16:30	8:00	16:30
Peak Volume	28	93	31	112	31	110	36	82	37	90	29	94
P.H.F	0.4667	0.6284	0.7045	0.8235	0.9688	0.9167	0.7500	0.7593	0.6607	0.7759	0.9063	0.8393

AECOM												
7:00-8:00 AM	4		7		4		7		3		5	
7:15-8:15 AM	5		11		11		16		9		10	
7:30-8:30 AM	20		17		18		21		13		18	
7:45-8:45 AM	26		21		25		29		14		23	
8:00-9:00 AM	28		24		31		36		28		29	

4:00-5:00 AM		88		63		104		79		83		83
4:15-5:15 AM		92		80		110		75		82		88
4:30-5:30 AM		93		97		105		82		90		93
4:45-5:45 AM		83		110		100		78		83		91
5:00-6:00 AM		80		112		87		81		75		87

Client: AECOM SJ
 File Number: L-18A - SB-IN
 Route: L-18A
 Location: L-18A

Site Ref: L-18A
 Direction: SB-IN

Count Date	10/18/2021		10/19/2021		10/20/2021		10/21/2021		10/22/2021		Average	
Count Time	AM	PM	AM	PM	AM	PM	AM	PM	AM	PM	AM	PM
0:00	0	2	0	10	0	4	0	3	0	2	0	4
0:15	0	2	0	1	0	1	0	2	0	6	0	2
0:30	0	5	0	7	0	3	0	5	0	4	0	5
0:45	0	5	0	3	1	4	0	4	0	5	0	4
1:00	0	1	0	3	0	4	0	5	0	2	0	3
1:15	0	4	0	1	0	5	0	2	0	2	0	3
1:30	0	2	0	0	0	3	0	1	0	3	0	2
1:45	0	1	0	1	0	8	0	2	0	2	0	3
2:00	0	0	0	1	0	0	0	0	0	0	0	0
2:15	0	4	0	2	0	1	0	8	0	4	0	4
2:30	0	0	0	0	0	2	0	1	0	2	0	1
2:45	0	5	0	6	0	3	0	3	0	1	0	4
3:00	0	7	0	0	0	2	0	3	0	3	0	3
3:15	0	3	0	4	0	8	0	2	0	7	0	5
3:30	0	3	0	0	0	5	0	2	0	3	0	3
3:45	0	9	0	7	0	12	1	7	0	4	0	8
4:00	0	3	0	8	0	7	0	2	0	4	0	5
4:15	0	4	0	5	2	5	0	4	0	8	0	5
4:30	0	2	0	6	0	4	0	3	0	2	0	3
4:45	2	7	3	7	5	9	0	6	0	12	2	8
5:00	1	3	2	4	0	3	1	7	4	7	2	5
5:15	8	4	7	10	10	6	6	10	5	8	7	8
5:30	8	3	13	0	7	6	7	3	7	13	8	5
5:45	9	7	10	4	11	7	16	6	7	4	11	6
6:00	5	3	13	2	14	4	11	2	9	2	10	3
6:15	15	0	19	0	25	7	18	2	12	6	18	3
6:30	23	4	17	1	18	0	17	2	14	3	18	2
6:45	10	2	16	5	25	2	15	0	19	3	17	2
7:00	20	0	8	2	12	0	12	0	6	0	12	0
7:15	11	1	5	0	7	0	5	1	5	0	7	0
7:30	17	3	11	1	9	1	13	2	9	0	12	1
7:45	9	1	11	0	9	2	9	0	13	1	10	1
8:00	11	0	7	0	17	0	13	0	9	0	11	0
8:15	8	0	11	1	13	1	10	0	6	1	10	1
8:30	8	0	10	0	2	1	4	0	6	0	6	0
8:45	15	0	15	1	13	1	12	0	14	0	14	0
9:00	8	0	2	0	6	0	4	0	10	0	6	0
9:15	3	0	9	1	8	0	7	0	3	3	6	1
9:30	7	0	8	0	5	0	6	0	9	0	7	0
9:45	5	1	5	0	6	0	2	0	2	0	4	0
10:00	3	0	9	0	4	0	3	1	5	0	5	0
10:15	4	0	3	0	4	0	7	0	7	0	5	0
10:30	2	0	3	0	2	0	6	1	4	0	3	0
10:45	1	0	10	0	6	0	7	0	2	0	5	0
11:00	2	0	1	0	4	0	5	0	1	0	3	0
11:15	5	0	7	0	4	0	10	0	3	0	6	0
11:30	2	0	11	0	10	0	1	0	4	0	6	0
11:45	3	0	10	0	9	0	4	0	1	0	5	0
Totals	225	101	256	104	268	131	232	102	196	127	236	113
Day Total	326		360		399		334		323		349	
AM Pct	69.0%		71.1%		67.2%		69.5%		60.7%		67.6%	
Peak Hour	6:15	15:00	6:00	16:30	6:00	15:15	5:45	16:30	6:00	16:45	6:15	16:45
Peak Volume	68	22	65	27	82	32	62	26	54	40	65	26
P.H.F	0.7391	0.6111	0.8553	0.6750	0.8200	0.6667	0.8611	0.6500	0.7105	0.7692	0.9028	0.8125

AECOM												
7:00-8:00 AM	57		35		37		39		33		40	
7:15-8:15 AM	48		34		42		40		36		40	
7:30-8:30 AM	45		40		48		45		37		43	
7:45-8:45 AM	36		39		41		36		34		37	
8:00-9:00 AM	42		43		45		39		35		41	

4:00-5:00 AM		16		26		25		15		26		22
4:15-5:15 AM		16		22		21		20		29		22
4:30-5:30 AM		16		27		22		26		29		24
4:45-5:45 AM		17		21		24		26		40		26
5:00-6:00 AM		17		18		22		26		32		23

Client: AECOM SJ
 File Number: L-18A - NB-OUT
 Route: L-18A
 Location: L-18A

Site Ref: L-18A
 Direction: NB-OUT

Count Date	10/18/2021		10/19/2021		10/20/2021		10/21/2021		10/22/2021		Average	
Count Time	AM	PM	AM	PM	AM	PM	AM	PM	AM	PM	AM	PM
0:00	0	0	0	6	0	1	0	6	0	0	0	3
0:15	0	2	0	5	0	1	0	4	0	4	0	3
0:30	0	2	0	2	0	6	0	3	0	3	0	3
0:45	0	7	0	0	0	5	0	0	0	2	0	3
1:00	0	1	0	8	0	2	0	1	0	6	0	4
1:15	0	0	0	0	0	3	0	2	0	1	0	1
1:30	0	3	0	5	0	2	0	1	0	1	0	2
1:45	0	0	0	0	0	3	0	4	0	0	0	1
2:00	0	2	0	3	0	2	0	1	0	0	0	2
2:15	0	1	0	5	0	1	0	2	0	0	0	2
2:30	0	0	0	0	0	3	0	1	0	2	0	1
2:45	0	3	0	5	0	3	0	5	0	2	0	4
3:00	0	10	0	2	0	5	0	5	0	7	0	6
3:15	0	12	0	6	0	7	0	7	0	8	0	8
3:30	0	2	0	2	0	12	0	8	0	7	0	6
3:45	1	8	0	8	0	4	1	13	0	10	0	9
4:00	0	9	0	8	0	10	0	3	0	8	0	8
4:15	0	10	0	7	0	4	0	7	0	7	0	7
4:30	2	5	0	11	0	4	0	4	0	8	0	6
4:45	0	8	1	6	4	7	0	7	0	19	1	9
5:00	0	8	1	7	2	8	0	8	0	8	1	8
5:15	3	7	1	6	1	7	0	10	0	6	1	7
5:30	2	6	2	8	1	10	1	8	0	4	1	7
5:45	0	15	3	4	3	6	2	9	4	6	2	8
6:00	2	5	2	2	5	8	0	9	1	8	2	6
6:15	2	5	3	6	4	7	1	7	2	9	2	7
6:30	4	6	3	6	4	11	1	8	0	15	2	9
6:45	1	5	2	16	4	13	3	11	4	16	3	12
7:00	2	6	3	4	2	4	1	11	2	9	2	7
7:15	1	7	0	2	1	9	4	10	2	6	2	7
7:30	3	2	2	4	3	9	5	5	2	6	3	5
7:45	0	2	0	7	1	7	6	10	1	6	2	6
8:00	1	2	2	2	3	1	6	2	0	3	2	2
8:15	0	4	3	2	2	1	0	1	2	7	1	3
8:30	0	0	4	3	1	5	1	2	0	0	1	2
8:45	4	0	0	6	1	1	1	2	1	0	1	2
9:00	2	0	3	6	1	1	1	0	2	2	2	2
9:15	6	1	2	1	2	0	2	0	2	4	3	1
9:30	3	1	6	1	0	0	3	1	0	3	2	1
9:45	5	1	4	0	3	1	2	1	5	0	4	1
10:00	2	2	0	0	2	0	3	6	1	0	2	2
10:15	0	5	0	2	2	1	3	0	4	1	2	2
10:30	1	1	5	1	1	0	2	1	2	0	2	1
10:45	0	0	4	0	2	0	2	0	2	0	2	0
11:00	5	2	1	0	4	1	2	0	1	0	3	1
11:15	2	0	1	0	1	0	3	1	1	0	2	0
11:30	1	0	4	0	4	0	5	2	3	0	3	0
11:45	3	0	18	0	6	2	3	0	7	0	7	0
Totals	58	178	80	185	70	198	64	209	51	214	63	197
Day Total	236		265		268		273		265		260	
AM Pct	24.6%		30.2%		26.1%		23.4%		19.2%		24.2%	
Peak Hour	9:00	17:00	11:00	15:45	6:00	18:00	7:15	18:30	9:45	18:15	11:00	18:15
Peak Volume	16	36	24	34	17	39	21	40	12	49	15	35
P.H.F	0.6667	0.6000	0.3333	0.7727	0.8500	0.7500	0.8750	0.9091	0.6000	0.7656	0.5357	0.7292

AECOM												
7:00-8:00 AM	6		5		7		16		7		8	
7:15-8:15 AM	5		4		8		21		5		9	
7:30-8:30 AM	4		7		9		17		5		8	
7:45-8:45 AM	1		9		7		13		3		7	
8:00-9:00 AM	5		9		7		8		3		6	

4:00-5:00 AM		32		32		25		21		42		30
4:15-5:15 AM		31		31		23		26		42		31
4:30-5:30 AM		28		30		26		29		41		31
4:45-5:45 AM		29		27		32		33		37		32
5:00-6:00 AM		36		25		31		35		24		30

Client: AECOM SJ
 File Number: L-18B - SB-IN
 Route: L-18B
 Location: L-18B

Site Ref: L-18B
 Direction: SB-IN

Count Date	10/18/2021		10/19/2021		10/20/2021		10/21/2021		10/22/2021		Average	
Count Time	AM	PM	AM	PM	AM	PM	AM	PM	AM	PM	AM	PM
0:00	0	1	0	11	0	7	1	1	0	9	0	6
0:15	0	5	0	6	0	5	0	0	2	8	0	5
0:30	0	11	0	10	0	7	0	6	0	4	0	8
0:45	0	6	0	3	0	1	0	2	0	11	0	5
1:00	0	5	0	7	0	5	0	6	0	2	0	5
1:15	0	3	0	2	0	4	0	5	0	8	0	4
1:30	0	3	0	2	0	1	0	1	0	0	0	1
1:45	0	1	0	3	0	5	0	3	0	3	0	3
2:00	0	2	0	2	0	2	0	3	0	1	0	2
2:15	0	1	0	3	0	1	0	8	0	6	0	4
2:30	0	5	0	0	0	4	0	0	0	1	0	2
2:45	0	1	0	1	0	2	0	2	0	2	0	2
3:00	0	6	0	0	0	2	0	6	0	2	0	3
3:15	0	6	0	3	0	4	0	6	0	5	0	5
3:30	2	7	0	3	0	0	0	4	0	3	0	3
3:45	1	0	0	1	0	0	1	3	1	0	1	1
4:00	0	5	0	3	0	8	0	4	0	1	0	4
4:15	0	2	0	3	0	7	0	9	0	2	0	5
4:30	2	2	0	3	1	6	0	3	0	2	1	3
4:45	0	5	0	9	0	0	3	10	2	6	1	6
5:00	0	0	0	5	1	1	0	7	0	0	0	3
5:15	2	1	2	2	2	1	5	0	0	7	2	2
5:30	1	6	4	7	3	7	3	3	3	5	3	6
5:45	2	1	4	2	5	7	7	6	2	6	4	4
6:00	1	3	5	5	3	3	4	3	3	5	3	4
6:15	13	2	11	6	3	2	9	1	9	0	9	2
6:30	9	2	7	3	2	4	10	4	12	3	8	3
6:45	5	0	10	4	6	0	7	3	7	2	7	2
7:00	13	4	13	1	11	2	8	2	9	2	11	2
7:15	8	3	7	3	11	2	13	2	6	2	9	2
7:30	8	1	9	0	14	2	7	0	9	7	9	2
7:45	17	1	7	2	9	2	14	2	14	2	12	2
8:00	8	0	11	0	11	2	4	2	5	0	8	1
8:15	10	1	6	2	7	2	3	2	3	2	6	2
8:30	8	2	15	2	14	2	10	5	8	1	11	2
8:45	21	0	7	1	6	0	24	0	8	0	13	0
9:00	12	1	8	0	3	0	9	0	4	2	7	1
9:15	12	0	6	0	12	0	11	0	8	0	10	0
9:30	7	0	8	0	18	0	4	0	8	0	9	0
9:45	9	1	6	0	4	0	12	0	5	0	7	0
10:00	8	1	7	0	10	0	8	0	8	0	8	0
10:15	0	0	10	0	6	0	9	0	3	0	6	0
10:30	0	0	5	0	3	0	8	0	2	0	4	0
10:45	5	0	6	0	11	1	3	0	4	0	6	0
11:00	3	0	0	0	17	0	10	0	6	0	7	0
11:15	7	0	3	0	2	0	9	0	3	0	5	0
11:30	7	0	5	0	6	0	4	0	6	0	6	0
11:45	3	0	4	0	5	2	1	0	9	0	4	0
Totals	204	107	186	120	206	113	221	124	169	122	197	117
Day Total	311		306		319		345		291		314	
AM Pct	65.6%		60.8%		64.6%		64.1%		58.1%		62.7%	
Peak Hour	8:30	12:15	6:15	12:00	7:00	15:45	8:30	16:15	7:00	12:00	7:00	12:00
Peak Volume	53	27	41	30	45	21	54	29	38	32	41	24
P.H.F	0.6310	0.6136	0.7885	0.6818	0.8036	0.6563	0.5625	0.7250	0.6786	0.7273	0.8542	0.7500

AECOM

7:00-8:00 AM	46		36		45		42		38		41	
7:15-8:15 AM	41		34		45		38		34		38	
7:30-8:30 AM	43		33		41		28		31		35	
7:45-8:45 AM	43		39		41		31		30		37	
8:00-9:00 AM	47		39		38		41		24		38	

4:00-5:00 AM		14		18		21		26		11		18
4:15-5:15 AM		9		20		14		29		10		16
4:30-5:30 AM		8		19		8		20		15		14
4:45-5:45 AM		12		23		9		20		18		16
5:00-6:00 AM		8		16		16		16		18		15

Client: AECOM SJ
 File Number: L-18B - NB-OUT
 Route: L-18B
 Location: L-18B

Site Ref: L-18B
 Direction: NB-OUT

Count Date	10/18/2021		10/19/2021		10/20/2021		10/21/2021		10/22/2021		Average	
Count Time	AM	PM	AM	PM	AM	PM	AM	PM	AM	PM	AM	PM
0:00	0	0	0	4	0	0	0	3	0	7	0	3
0:15	0	2	0	1	0	2	0	3	0	4	0	2
0:30	3	2	0	5	0	2	2	0	1	0	1	2
0:45	0	2	2	2	3	1	4	1	0	1	2	1
1:00	0	3	0	0	1	2	1	0	0	0	0	1
1:15	0	3	0	5	2	0	0	5	0	1	0	3
1:30	0	6	0	0	0	0	0	2	0	0	0	2
1:45	0	2	0	3	0	2	0	1	0	3	0	2
2:00	0	0	0	2	0	2	0	0	0	0	0	1
2:15	0	4	0	4	0	3	0	3	0	0	0	3
2:30	0	1	0	0	0	2	0	4	0	2	0	2
2:45	0	3	0	4	0	4	0	5	0	3	0	4
3:00	0	7	0	2	0	1	0	4	0	4	0	4
3:15	0	0	0	0	0	5	0	0	0	3	0	2
3:30	0	4	0	6	0	3	0	0	0	1	0	3
3:45	0	6	0	2	0	1	0	5	0	2	0	3
4:00	0	2	0	0	0	7	0	1	0	1	0	2
4:15	0	11	0	6	0	1	2	7	0	3	0	6
4:30	0	4	0	3	0	2	0	3	0	4	0	3
4:45	0	8	0	1	0	7	0	6	0	6	0	6
5:00	0	6	0	4	0	8	0	7	1	3	0	6
5:15	0	8	0	8	0	4	2	3	0	12	0	7
5:30	0	4	0	8	0	6	0	4	0	7	0	6
5:45	0	5	0	4	0	5	0	3	0	6	0	5
6:00	0	3	0	9	0	0	0	7	0	5	0	5
6:15	3	2	0	3	0	6	0	5	0	2	1	4
6:30	0	3	0	7	0	6	0	4	0	5	0	5
6:45	0	2	0	10	0	2	1	4	0	5	0	5
7:00	0	3	2	0	3	1	0	3	0	2	1	2
7:15	0	4	2	4	0	2	0	0	2	6	1	3
7:30	0	2	0	2	2	5	0	2	3	3	1	3
7:45	3	0	2	2	1	2	2	1	2	2	2	1
8:00	0	2	1	2	0	0	1	3	0	0	0	1
8:15	0	2	0	2	3	4	0	2	2	1	1	2
8:30	1	0	0	2	0	2	0	4	0	0	0	2
8:45	0	0	0	3	2	0	0	0	1	0	1	1
9:00	0	0	0	2	0	0	0	0	0	1	0	1
9:15	0	1	0	0	0	0	2	3	0	2	0	1
9:30	0	0	0	2	2	0	0	1	4	4	1	1
9:45	2	4	3	2	0	1	0	0	2	2	1	2
10:00	0	0	0	0	0	0	3	0	0	1	1	0
10:15	1	0	0	0	0	0	2	0	4	0	1	0
10:30	2	0	0	3	2	0	0	2	3	0	1	1
10:45	0	0	0	1	0	0	4	1	0	0	1	0
11:00	0	0	0	0	0	0	3	0	1	1	1	0
11:15	0	0	0	1	4	0	0	0	5	0	2	0
11:30	2	0	4	0	0	2	0	0	2	1	2	1
11:45	0	0	1	0	2	0	3	1	2	0	2	0
Totals	17	121	17	131	27	103	32	113	35	116	24	120
Day Total	138		148		130		145		151		144	
AM Pct	12.3%		11.5%		20.8%		22.1%		23.2%		16.7%	
Peak Hour	9:45	16:15	7:00	17:15	0:30	16:45	10:00	16:15	9:30	17:15	11:00	16:45
Peak Volume	5	29	6	29	6	25	9	23	10	30	7	25
P.H.F	0.6250	0.6591	0.7500	0.8056	0.5000	0.7813	0.5625	0.8214	0.6250	0.6250	0.8750	0.8929

AECOM												
7:00-8:00 AM	3		6		6		2		7		5	
7:15-8:15 AM	3		5		3		3		7		4	
7:30-8:30 AM	3		3		6		3		7		4	
7:45-8:45 AM	4		3		4		3		4		4	
8:00-9:00 AM	1		1		5		1		3		2	

4:00-5:00 AM		25		10		17		17		14		17
4:15-5:15 AM		29		14		18		23		16		20
4:30-5:30 AM		26		16		21		19		25		21
4:45-5:45 AM		26		21		25		20		28		24
5:00-6:00 AM		23		24		23		17		28		23

Client: AECOM SJ
 File Number: L-18C - SB-IN
 Route: L-18C
 Location: L-18C

Site Ref: L-18C
 Direction: SB-IN

Count Date	10/18/2021		10/19/2021		10/20/2021		10/21/2021		10/22/2021		Average	
Count Time	AM	PM	AM	PM	AM	PM	AM	PM	AM	PM	AM	PM
0:00	0	7	0	4	0	5	1	7	0	7	0	6
0:15	1	6	1	2	0	8	4	4	2	4	2	5
0:30	0	6	0	3	2	9	0	5	0	3	0	5
0:45	0	6	0	7	0	8	0	12	0	8	0	8
1:00	1	7	0	11	0	10	0	7	0	7	0	8
1:15	0	6	0	7	0	8	0	9	0	8	0	8
1:30	0	2	0	8	0	6	0	5	0	5	0	5
1:45	0	10	0	4	0	11	0	6	0	11	0	8
2:00	0	5	0	5	0	5	0	2	0	4	0	4
2:15	0	6	2	0	2	5	1	9	2	4	1	5
2:30	0	5	0	9	0	4	0	6	0	4	0	6
2:45	0	0	0	4	0	1	0	5	0	3	0	3
3:00	0	5	1	6	0	5	0	7	0	4	0	5
3:15	1	10	0	2	0	5	0	9	0	8	0	7
3:30	0	13	0	7	0	12	2	7	0	9	0	10
3:45	0	4	0	6	0	8	0	7	0	10	0	7
4:00	0	7	0	3	0	6	0	8	0	4	0	6
4:15	0	2	0	5	0	4	0	8	0	3	0	4
4:30	1	9	0	3	0	8	0	7	0	3	0	6
4:45	0	5	0	2	1	9	0	5	2	6	1	5
5:00	0	6	0	7	0	6	0	8	2	4	0	6
5:15	2	2	1	10	3	4	2	8	0	3	2	5
5:30	4	4	0	2	4	5	5	8	4	3	3	4
5:45	5	3	6	4	4	3	5	4	9	7	6	4
6:00	3	3	2	2	1	6	2	4	8	0	3	3
6:15	11	2	8	0	11	2	7	5	10	3	9	2
6:30	7	3	11	6	9	3	7	4	10	7	9	5
6:45	4	2	10	0	10	5	15	2	10	6	10	3
7:00	6	1	12	0	14	6	9	1	9	5	10	3
7:15	13	0	4	5	9	4	8	7	9	6	9	4
7:30	11	4	18	5	7	3	9	3	18	3	13	4
7:45	2	0	12	2	8	4	7	5	11	6	8	3
8:00	5	3	13	3	10	3	9	4	10	4	9	3
8:15	11	0	4	0	7	0	10	1	12	1	9	0
8:30	7	0	4	0	18	0	16	2	15	0	12	0
8:45	5	0	10	2	12	0	21	1	9	2	11	1
9:00	9	4	14	1	21	0	11	0	15	0	14	1
9:15	12	0	11	0	8	0	13	0	15	1	12	0
9:30	9	0	4	4	6	0	5	1	6	5	6	2
9:45	8	3	6	1	8	0	16	1	9	1	9	1
10:00	13	0	6	0	12	1	5	0	9	0	9	0
10:15	1	0	5	0	10	0	7	0	3	0	5	0
10:30	3	0	10	0	1	0	4	1	2	1	4	0
10:45	6	0	8	0	4	0	10	1	5	0	7	0
11:00	2	0	7	0	1	0	4	1	9	1	5	0
11:15	4	1	3	0	7	0	5	2	4	0	5	1
11:30	2	1	5	0	3	0	8	0	3	0	4	0
11:45	9	0	10	1	3	0	5	1	2	0	6	0
Totals	178	163	208	153	216	192	233	210	234	184	213	176
Day Total	341		361		408		443		418		389	
AM Pct	52.2%		57.6%		52.9%		52.6%		56.0%		54.8%	
Peak Hour	9:15	15:15	7:15	12:45	8:30	12:15	8:30	12:30	8:30	13:00	8:30	15:15
Peak Volume	42	34	47	33	59	35	61	33	54	31	49	30
P.H.F	0.8077	0.6538	0.6528	0.7500	0.7024	0.8750	0.7262	0.6875	0.9000	0.7045	0.8750	0.7500

AECOM												
7:00-8:00 AM	32		46		38		33		47		39	
7:15-8:15 AM	31		47		34		33		48		39	
7:30-8:30 AM	29		47		32		35		51		39	
7:45-8:45 AM	25		33		43		42		48		38	
8:00-9:00 AM	28		31		47		56		46		42	

4:00-5:00 AM		23		13		27		28		16		21
4:15-5:15 AM		22		17		27		28		16		22
4:30-5:30 AM		22		22		27		28		16		23
4:45-5:45 AM		17		21		24		29		16		21
5:00-6:00 AM		15		23		18		28		17		20

Client: AECOM SJ
 File Number: L-18C - NB-OUT
 Route: L-18C
 Location: L-18C

Site Ref: L-18C
 Direction: NB-OUT

Count Date	10/18/2021		10/19/2021		10/20/2021		10/21/2021		10/22/2021		Average	
Count Time	AM	PM	AM	PM	AM	PM	AM	PM	AM	PM	AM	PM
0:00	0	7	1	8	0	9	5	8	0	8	1	8
0:15	0	7	0	6	2	3	0	7	4	16	1	8
0:30	0	12	0	7	2	8	2	16	0	11	1	11
0:45	0	6	0	10	2	4	0	10	0	10	0	8
1:00	0	10	0	19	0	7	0	11	0	6	0	11
1:15	0	11	0	5	0	13	0	8	0	13	0	10
1:30	0	7	0	14	2	15	0	8	0	14	0	12
1:45	0	9	0	9	0	11	0	4	0	11	0	9
2:00	1	6	0	10	0	10	0	7	0	9	0	8
2:15	0	9	2	9	0	3	2	15	2	8	1	9
2:30	0	10	0	17	0	10	0	10	0	9	0	11
2:45	0	8	0	14	0	8	0	11	0	2	0	9
3:00	0	12	0	11	0	12	0	18	0	8	0	12
3:15	0	24	0	17	0	25	0	19	0	26	0	22
3:30	0	18	0	20	0	22	1	16	0	8	0	17
3:45	0	18	0	16	0	27	0	14	2	24	0	20
4:00	0	18	0	7	0	11	2	12	1	20	1	14
4:15	0	16	0	34	2	16	0	26	0	16	0	22
4:30	1	23	0	10	0	23	0	27	0	9	0	18
4:45	2	20	2	17	2	21	2	20	0	17	2	19
5:00	6	18	3	17	2	14	2	21	5	16	4	17
5:15	5	17	5	43	4	16	6	30	3	18	5	25
5:30	2	11	2	26	3	23	4	26	4	13	3	20
5:45	3	10	5	22	4	29	6	19	3	28	4	22
6:00	3	14	3	16	4	28	5	13	9	10	5	16
6:15	9	8	3	11	6	7	3	14	3	18	5	12
6:30	6	20	5	16	4	17	2	19	3	13	4	17
6:45	4	9	4	1	7	9	6	15	7	12	6	9
7:00	4	11	6	9	6	15	2	8	4	7	4	10
7:15	5	9	5	11	7	18	6	15	6	8	6	12
7:30	5	14	5	11	4	11	4	10	3	13	4	12
7:45	7	6	11	6	7	10	8	18	9	7	8	9
8:00	8	7	9	7	6	4	3	2	6	7	6	5
8:15	11	1	2	1	10	5	10	6	9	1	8	3
8:30	3	1	6	0	8	6	4	2	9	1	6	2
8:45	3	5	9	7	10	5	12	6	5	4	8	5
9:00	10	3	16	0	9	0	15	0	8	3	12	1
9:15	7	1	2	4	6	4	0	0	4	5	4	3
9:30	7	1	11	3	11	3	8	1	8	0	9	2
9:45	2	4	6	2	2	1	14	1	3	4	5	2
10:00	14	2	5	0	15	5	12	1	7	3	11	2
10:15	6	0	11	1	4	6	11	0	1	1	7	2
10:30	0	0	7	4	9	0	4	0	5	2	5	1
10:45	4	0	8	0	11	0	8	2	5	1	7	1
11:00	7	2	5	0	5	0	9	0	2	2	6	1
11:15	7	4	6	0	14	0	11	2	7	3	9	2
11:30	10	2	8	0	9	0	4	0	6	0	7	0
11:45	5	0	10	0	12	2	17	2	12	0	11	1
Totals	167	431	183	478	211	496	210	500	165	445	186	472
Day Total	598		661		707		710		610		658	
AM Pct	27.9%		27.7%		29.8%		29.6%		27.0%		28.3%	
Peak Hour	7:30	15:15	8:45	17:00	11:00	17:15	9:30	16:30	7:45	15:15	8:15	17:00
Peak Volume	31	78	38	108	40	96	45	98	33	78	34	84
P.H.F	0.7045	0.8125	0.5938	0.6279	0.7143	0.8276	0.8036	0.8167	0.9167	0.7500	0.7083	0.8400

AECOM												
7:00-8:00 AM	21		27		24		20		22		23	
7:15-8:15 AM	25		30		24		21		24		25	
7:30-8:30 AM	31		27		27		25		27		27	
7:45-8:45 AM	29		28		31		25		33		29	
8:00-9:00 AM	25		26		34		29		29		29	

4:00-5:00 AM		77		68		71		85		62		73
4:15-5:15 AM		77		78		74		94		58		76
4:30-5:30 AM		78		87		74		98		60		79
4:45-5:45 AM		66		103		74		97		64		81
5:00-6:00 AM		56		108		82		96		75		83

Client: AECOM SJ
 File Number: L-20A - SB-IN
 Route: L-20A
 Location: L-20A

Site Ref: L-20A
 Direction: SB-IN

Count Date	10/18/2021		10/19/2021		10/20/2021		10/21/2021		10/22/2021		Average	
Count Time	AM	PM	AM	PM	AM	PM	AM	PM	AM	PM	AM	PM
0:00	0	1	1	6	0	3	0	2	0	0	0	2
0:15	0	0	0	1	0	1	0	0	0	3	0	1
0:30	0	2	0	1	5	1	0	1	0	2	1	1
0:45	0	3	0	4	0	4	0	3	0	4	0	4
1:00	0	0	0	1	0	0	0	0	0	1	0	0
1:15	0	0	0	3	0	1	0	6	0	1	0	2
1:30	1	1	0	1	0	0	0	0	0	2	0	1
1:45	0	2	0	3	0	0	0	1	0	1	0	1
2:00	0	0	0	0	0	1	0	3	0	0	0	1
2:15	0	0	0	1	0	0	0	1	0	1	0	1
2:30	0	1	0	2	0	1	0	2	0	1	0	1
2:45	0	2	0	2	0	2	0	1	0	1	0	2
3:00	0	0	0	0	0	1	0	2	0	0	0	1
3:15	0	1	0	1	0	0	0	0	0	0	0	0
3:30	0	2	0	3	0	1	0	5	0	2	0	3
3:45	0	1	0	1	0	1	0	1	0	4	0	2
4:00	1	0	0	2	0	0	0	0	1	2	0	1
4:15	0	1	1	1	4	1	1	1	0	3	1	1
4:30	0	1	2	3	0	1	1	2	1	1	1	2
4:45	0	2	0	2	0	3	0	0	0	3	0	2
5:00	0	2	0	2	0	2	0	2	0	4	0	2
5:15	0	0	0	1	0	0	0	3	0	0	0	1
5:30	1	2	1	1	1	2	3	0	0	2	1	1
5:45	2	4	3	0	1	0	2	1	2	3	2	2
6:00	4	0	2	2	2	1	2	2	3	1	3	1
6:15	0	2	3	2	2	2	1	3	5	2	2	2
6:30	0	1	0	1	1	3	1	1	0	1	0	1
6:45	0	0	0	0	1	3	0	0	4	0	1	1
7:00	0	1	1	4	2	2	1	0	0	2	1	2
7:15	1	0	3	2	1	1	2	1	1	0	2	1
7:30	1	0	3	0	3	0	1	0	0	0	2	0
7:45	0	0	2	1	1	0	1	0	0	0	1	0
8:00	1	3	2	0	3	0	1	1	4	1	2	1
8:15	3	0	2	1	3	1	2	1	0	0	2	1
8:30	0	1	1	1	0	0	0	0	3	0	1	0
8:45	3	0	7	1	0	0	1	3	1	1	2	1
9:00	0	1	1	1	5	1	2	4	1	1	2	2
9:15	3	2	3	2	2	2	2	2	2	1	2	2
9:30	3	0	3	0	0	0	3	0	5	0	3	0
9:45	2	0	4	0	2	0	1	0	3	0	2	0
10:00	1	0	3	0	5	0	1	0	5	0	3	0
10:15	3	0	2	0	3	0	4	1	3	0	3	0
10:30	1	0	4	0	3	0	6	2	3	0	3	0
10:45	3	0	11	0	3	0	6	1	2	0	5	0
11:00	3	0	4	0	9	0	3	0	4	1	5	0
11:15	4	0	4	1	5	0	3	0	2	0	4	0
11:30	1	0	3	0	3	0	2	1	3	0	2	0
11:45	4	1	5	0	3	1	2	0	4	0	4	0
Totals	46	40	81	61	73	43	55	60	62	52	63	50
Day Total	86		142		116		115		114		113	
AM Pct	53.5%		57.0%		62.9%		47.8%		54.4%		55.8%	
Peak Hour	11:00	17:00	10:30	12:00	10:30	18:15	10:15	12:30	9:30	15:30	10:30	12:00
Peak Volume	12	8	23	12	20	10	19	10	16	11	17	8
P.H.F	0.7500	0.5000	0.5227	0.5000	0.5556	0.8333	0.7917	0.4167	0.8000	0.6875	0.8500	0.5000

AECOM

7:00-8:00 AM	2		9		7		5		1		5	
7:15-8:15 AM	3		10		8		5		5		6	
7:30-8:30 AM	5		9		10		5		4		7	
7:45-8:45 AM	4		7		7		4		7		6	
8:00-9:00 AM	7		12		6		4		8		7	

4:00-5:00 AM		4		8		5		3		9		6
4:15-5:15 AM		6		8		7		5		11		7
4:30-5:30 AM		5		8		6		7		8		7
4:45-5:45 AM		6		6		7		5		9		7
5:00-6:00 AM		8		4		4		6		9		6

Client: AECOM SJ
 File Number: L-20A - NB-OUT
 Route: L-20A
 Location: L-20A

Site Ref: L-20A
 Direction: NB-OUT

Count Date	10/18/2021		10/19/2021		10/20/2021		10/21/2021		10/22/2021		Average	
Count Time	AM	PM	AM	PM	AM	PM	AM	PM	AM	PM	AM	PM
0:00	0	0	1	3	0	4	1	0	0	1	0	2
0:15	0	0	0	2	0	3	0	1	1	0	0	1
0:30	0	2	0	2	2	0	0	0	0	0	0	1
0:45	0	1	0	2	3	2	1	1	0	1	1	1
1:00	0	1	0	1	0	1	0	1	0	0	0	1
1:15	0	1	0	2	0	0	0	1	0	1	0	1
1:30	0	1	0	3	0	0	0	1	0	1	0	1
1:45	0	1	0	3	0	0	0	0	0	0	0	1
2:00	0	0	0	0	0	1	0	4	0	0	0	1
2:15	0	1	0	0	0	0	0	2	0	0	0	1
2:30	0	2	0	1	0	2	0	2	0	2	0	2
2:45	0	1	0	2	0	2	0	8	0	1	0	3
3:00	0	11	0	8	0	3	0	3	0	5	0	6
3:15	0	2	0	1	0	4	0	3	0	2	0	2
3:30	0	2	0	5	0	1	0	9	0	0	0	3
3:45	0	2	0	3	0	4	0	4	0	2	0	3
4:00	1	3	0	4	0	1	0	0	0	5	0	3
4:15	0	4	1	2	2	3	0	5	0	6	1	4
4:30	0	2	0	4	0	1	1	3	0	2	0	2
4:45	0	3	0	6	0	3	1	3	1	1	0	3
5:00	0	1	1	2	2	2	2	2	2	4	1	2
5:15	1	1	2	2	1	0	2	9	1	2	1	3
5:30	0	3	0	4	1	4	0	1	0	5	0	3
5:45	4	2	4	2	2	1	4	2	2	1	3	2
6:00	1	2	1	3	0	1	3	2	0	1	1	2
6:15	2	2	3	2	3	5	5	1	3	4	3	3
6:30	0	0	0	3	0	7	0	0	0	1	0	2
6:45	0	2	0	0	3	3	0	6	1	3	1	3
7:00	0	3	0	4	1	1	0	1	2	4	1	3
7:15	1	0	0	4	0	4	1	1	2	2	1	2
7:30	0	0	2	2	0	1	0	0	0	0	0	1
7:45	0	0	2	0	0	1	2	0	0	0	1	0
8:00	0	1	1	1	0	0	0	1	1	2	0	1
8:15	2	0	2	2	1	4	0	1	0	3	1	2
8:30	0	0	0	1	1	0	1	0	0	0	0	0
8:45	0	0	1	0	1	2	0	3	1	2	1	1
9:00	0	0	0	0	2	1	3	5	0	1	1	1
9:15	0	2	0	2	1	2	0	0	0	1	0	1
9:30	3	0	3	1	2	0	1	1	1	0	2	0
9:45	3	1	1	0	3	0	0	0	0	0	1	0
10:00	0	0	2	0	1	0	2	0	2	3	1	1
10:15	1	1	0	2	0	0	2	2	0	0	1	1
10:30	0	0	1	0	1	0	1	0	2	0	1	0
10:45	1	1	2	0	0	0	0	0	0	0	1	0
11:00	0	0	0	0	2	0	0	0	0	1	0	0
11:15	0	0	4	1	0	0	1	1	2	0	1	0
11:30	0	0	1	0	4	0	1	2	0	0	1	0
11:45	0	0	5	0	4	3	1	1	0	0	2	1
Totals	20	62	40	92	43	77	36	93	24	70	29	77
Day Total	82		132		120		129		94		106	
AM Pct	24.4%		30.3%		35.8%		27.9%		25.5%		27.4%	
Peak Hour	5:30	15:00	11:00	15:00	11:00	18:00	5:30	14:45	6:15	15:45	5:30	14:45
Peak Volume	7	17	10	17	10	16	12	23	6	15	7	14
P.H.F	0.4375	0.3864	0.5000	0.5313	0.6250	0.5714	0.6000	0.6389	0.5000	0.6250	0.5833	0.5833

AECOM

7:00-8:00 AM	1		4		1		3		4		3	
7:15-8:15 AM	1		5		0		3		3		2	
7:30-8:30 AM	2		7		1		2		1		3	
7:45-8:45 AM	2		5		2		3		1		3	
8:00-9:00 AM	2		4		3		1		2		2	

4:00-5:00 AM		12		16		8		11		14		12
4:15-5:15 AM		10		14		9		13		13		12
4:30-5:30 AM		7		14		6		17		9		11
4:45-5:45 AM		8		14		9		15		12		12
5:00-6:00 AM		7		10		7		14		12		10

Client: AECOM SJ
 File Number: L-20B - NB-IN
 Route: L-20B
 Location: L-20B

Site Ref: L-20B
 Direction: NB-IN

Count Date	10/18/2021		10/19/2021		10/20/2021		10/21/2021		10/22/2021		Average	
Count Time	AM	PM	AM	PM	AM	PM	AM	PM	AM	PM	AM	PM
0:00	0	9	0	12	0	8	0	5	0	14	0	10
0:15	0	6	0	7	0	6	0	12	0	7	0	8
0:30	0	9	0	8	0	9	0	9	0	8	0	9
0:45	0	6	0	9	0	16	0	5	1	11	0	9
1:00	1	9	1	9	1	6	1	6	1	7	1	7
1:15	0	10	0	8	0	6	0	6	1	7	0	7
1:30	0	6	0	7	0	6	1	8	0	7	0	7
1:45	0	11	0	7	0	6	0	11	0	4	0	8
2:00	0	5	0	9	0	1	0	2	0	7	0	5
2:15	0	5	0	8	0	6	0	8	0	6	0	7
2:30	0	4	0	4	1	3	0	6	0	8	0	5
2:45	0	8	0	9	0	5	0	5	0	6	0	7
3:00	0	9	0	7	0	4	0	5	1	5	0	6
3:15	0	6	1	8	0	10	0	7	1	5	0	7
3:30	2	9	1	8	1	11	0	12	1	7	1	9
3:45	2	7	4	4	2	9	2	8	1	8	2	7
4:00	2	9	1	9	2	8	1	6	2	9	2	8
4:15	1	7	2	10	3	9	3	10	2	9	2	9
4:30	4	9	4	5	4	9	3	4	3	6	4	7
4:45	5	12	5	7	4	6	5	13	3	7	4	9
5:00	3	10	4	10	4	6	4	6	3	4	4	7
5:15	7	11	7	10	6	13	6	8	5	7	6	10
5:30	10	12	8	9	12	12	14	9	9	8	11	10
5:45	18	8	18	14	20	9	22	9	16	9	19	10
6:00	14	5	28	13	27	10	16	8	22	8	21	9
6:15	33	10	40	8	39	11	45	10	33	11	38	10
6:30	44	7	31	10	40	7	32	9	30	7	35	8
6:45	33	11	35	5	37	5	37	4	26	9	34	7
7:00	29	12	30	5	28	8	26	7	24	6	27	8
7:15	31	3	40	4	45	2	37	3	26	6	36	4
7:30	36	6	32	8	37	3	28	5	27	3	32	5
7:45	23	2	37	5	33	4	31	6	25	4	30	4
8:00	32	1	33	6	21	3	40	4	28	5	31	4
8:15	36	3	43	2	39	2	50	3	27	3	39	3
8:30	41	2	39	5	33	3	41	3	31	2	37	3
8:45	36	3	45	3	53	2	39	1	42	1	43	2
9:00	39	2	33	1	31	1	30	3	28	3	32	2
9:15	26	2	34	1	25	1	32	1	30	1	29	1
9:30	21	0	31	1	32	1	32	1	27	0	29	1
9:45	26	1	26	0	32	0	29	0	24	0	27	0
10:00	17	1	18	1	19	0	25	0	17	1	19	1
10:15	20	0	19	0	20	2	19	1	18	1	19	1
10:30	18	0	16	0	18	0	14	0	14	0	16	0
10:45	15	0	14	0	14	0	10	0	10	0	13	0
11:00	12	0	12	0	9	0	9	0	10	1	10	0
11:15	7	0	8	1	11	0	7	0	8	0	8	0
11:30	4	0	5	1	16	1	7	1	10	1	8	1
11:45	10	1	14	0	13	0	10	0	10	0	11	0
Totals	658	269	719	278	732	250	708	250	597	249	680	262
Day Total	927		997		982		958		846		942	
AM Pct	71.0%		72.1%		74.5%		73.9%		70.6%		72.2%	
Peak Hour	8:15	16:45	8:00	17:15	8:15	17:15	8:00	15:30	8:30	12:00	8:15	17:15
Peak Volume	152	45	160	46	156	44	170	36	131	40	151	39
P.H.F	0.9268	0.9375	0.8889	0.8214	0.7358	0.8462	0.8500	0.7500	0.7798	0.7143	0.8779	0.9750

AECOM

7:00-8:00 AM	119	139	143	122	102	125
7:15-8:15 AM	122	142	136	136	106	128
7:30-8:30 AM	127	145	130	149	107	132
7:45-8:45 AM	132	152	126	162	111	137
8:00-9:00 AM	145	160	146	170	128	150

4:00-5:00 AM	37	31	32	33	31	33
4:15-5:15 AM	38	32	30	33	26	32
4:30-5:30 AM	42	32	34	31	24	33
4:45-5:45 AM	45	36	37	36	26	36
5:00-6:00 AM	41	43	40	32	28	37

Client: AECOM SJ
 File Number: L-20B - SB-OUT
 Route: L-20B
 Location: L-20B

Site Ref: L-20B
 Direction: SB-OUT

Count Date	10/18/2021		10/19/2021		10/20/2021		10/21/2021		10/22/2021		Average	
Count Time	AM	PM	AM	PM	AM	PM	AM	PM	AM	PM	AM	PM
0:00	0	5	1	12	1	6	2	5	2	6	1	7
0:15	0	7	0	10	0	10	1	10	0	7	0	9
0:30	0	9	0	10	2	13	0	7	0	9	0	10
0:45	0	7	0	11	0	14	0	14	1	6	0	10
1:00	0	12	0	4	1	4	0	13	1	7	0	8
1:15	1	10	3	10	2	10	2	10	3	11	2	10
1:30	0	10	0	8	0	6	0	4	0	9	0	7
1:45	0	4	0	10	0	3	1	11	0	6	0	7
2:00	1	7	0	10	1	15	0	10	0	11	0	11
2:15	0	15	0	14	1	9	0	13	0	11	0	12
2:30	0	12	0	12	1	14	1	17	0	14	0	14
2:45	0	12	0	17	0	17	0	15	0	15	0	15
3:00	0	25	0	27	0	27	0	24	0	22	0	25
3:15	0	30	0	40	0	35	0	25	0	25	0	31
3:30	0	34	0	37	1	39	0	47	0	32	0	38
3:45	0	25	0	27	0	39	0	35	0	27	0	31
4:00	0	20	0	25	0	29	0	29	1	31	0	27
4:15	0	30	1	48	0	31	1	39	1	27	1	35
4:30	0	31	0	43	1	36	1	31	0	28	0	34
4:45	0	52	0	35	0	54	0	42	0	32	0	43
5:00	1	41	0	62	0	50	0	41	0	33	0	45
5:15	0	48	0	62	0	55	0	50	0	32	0	49
5:30	1	42	2	39	1	35	1	42	1	36	1	39
5:45	0	31	1	36	0	39	1	36	3	32	1	35
6:00	5	40	6	44	7	35	4	32	8	28	6	36
6:15	11	40	6	28	9	38	12	29	13	23	10	32
6:30	2	26	3	23	4	26	4	27	6	23	4	25
6:45	4	19	5	19	2	19	5	22	4	16	4	19
7:00	1	23	1	20	4	16	3	16	4	18	3	19
7:15	4	19	2	27	2	18	4	22	3	16	3	20
7:30	5	16	2	25	0	16	2	21	5	18	3	19
7:45	4	13	1	9	2	13	3	13	3	11	3	12
8:00	3	9	2	11	2	15	2	9	5	13	3	11
8:15	1	9	4	10	4	8	2	6	4	8	3	8
8:30	3	9	1	10	3	4	1	8	2	7	2	8
8:45	3	6	7	8	2	7	4	6	6	4	4	6
9:00	4	4	1	3	1	5	3	3	3	4	2	4
9:15	5	7	3	3	1	5	4	4	5	4	4	5
9:30	4	4	1	5	9	6	5	5	4	3	5	5
9:45	3	3	9	1	5	4	5	1	5	2	5	2
10:00	6	2	4	1	5	2	5	1	7	2	5	2
10:15	3	3	5	1	3	2	0	2	3	0	3	2
10:30	3	1	4	2	6	3	5	2	8	1	5	2
10:45	2	3	1	1	0	2	6	1	3	2	2	2
11:00	2	2	5	1	8	2	5	2	5	1	5	2
11:15	5	0	11	3	4	0	6	2	5	1	6	1
11:30	3	1	5	1	5	1	6	2	7	1	5	1
11:45	5	2	7	1	12	1	9	3	5	3	8	2
Totals	95	780	104	867	112	838	116	809	136	678	109	797
Day Total	875		971		950		925		814		906	
AM Pct	10.9%		10.7%		11.8%		12.5%		16.7%		12.0%	
Peak Hour	6:00	16:45	11:00	16:30	11:00	16:30	11:00	16:45	6:00	16:45	6:00	16:45
Peak Volume	22	183	28	202	29	195	26	175	31	133	24	176
P.H.F	0.5000	0.8798	0.6364	0.8145	0.6042	0.8864	0.7222	0.8750	0.5962	0.9236	0.6000	0.8980

AECOM												
7:00-8:00 AM	14		6		8		12		15		11	
7:15-8:15 AM	16		7		6		11		16		11	
7:30-8:30 AM	13		9		8		9		17		11	
7:45-8:45 AM	11		8		11		8		14		10	
8:00-9:00 AM	10		14		11		9		17		12	

4:00-5:00 AM		133		151		150		141		118		139
4:15-5:15 AM		154		188		171		153		120		157
4:30-5:30 AM		172		202		195		164		125		172
4:45-5:45 AM		183		198		194		175		133		177
5:00-6:00 AM		162		199		179		169		133		168

Client: AECOM SJ
 File Number: PS-1A - SB-IN
 Route: PS-1A
 Location: PS-1A

Site Ref: PS-1A
 Direction: SB-IN

Count Date	10/25/2021		10/26/2021		10/27/2021		10/28/2021		10/29/2021		Average	
Count Time	AM	PM	AM	PM	AM	PM	AM	PM	AM	PM	AM	PM
0:00	0	0	2	10	0	13	0	10	2	14	1	9
0:15	3	7	0	10	0	9	0	6	0	19	1	10
0:30	0	8	0	11	0	10	4	23	0	8	1	12
0:45	0	12	0	11	0	20	0	9	0	17	0	14
1:00	0	6	0	8	0	10	3	20	0	5	1	10
1:15	0	20	0	14	0	14	2	11	0	14	0	15
1:30	0	12	0	6	3	9	0	14	0	8	1	10
1:45	0	14	3	7	0	9	0	18	0	3	1	10
2:00	0	19	0	16	0	24	0	14	2	16	0	18
2:15	0	18	0	20	4	13	2	5	0	15	1	14
2:30	2	9	2	17	0	16	0	6	1	8	1	11
2:45	2	3	0	5	4	5	0	12	1	9	1	7
3:00	2	7	0	14	1	12	1	10	0	4	1	9
3:15	3	4	1	1	4	15	4	13	3	10	3	9
3:30	4	6	4	4	0	6	0	11	0	15	2	8
3:45	1	9	2	13	4	4	2	8	4	13	3	9
4:00	0	15	0	14	0	18	0	18	0	9	0	15
4:15	5	5	9	12	7	15	4	11	5	10	6	11
4:30	3	8	5	8	4	9	10	7	6	6	6	8
4:45	10	11	10	7	12	9	8	19	10	8	10	11
5:00	14	11	11	8	6	4	9	9	11	6	10	8
5:15	18	7	16	5	12	2	9	12	8	5	13	6
5:30	12	5	12	4	24	4	22	2	11	1	16	3
5:45	20	3	33	4	40	6	26	3	37	3	31	4
6:00	25	17	33	15	36	12	37	15	34	8	33	13
6:15	38	12	37	11	40	6	49	5	31	9	39	9
6:30	39	1	53	2	56	9	56	10	35	3	48	5
6:45	30	11	44	4	42	2	28	3	37	8	36	6
7:00	17	14	26	6	23	7	34	7	12	1	22	7
7:15	27	4	19	5	32	0	17	5	15	3	22	3
7:30	29	1	26	2	22	4	21	3	22	4	24	3
7:45	18	0	26	6	17	7	15	0	12	1	18	3
8:00	34	8	24	10	14	2	18	2	11	2	20	5
8:15	28	2	20	3	27	7	22	5	14	2	22	4
8:30	23	4	22	7	24	5	22	6	28	6	24	6
8:45	27	2	26	4	8	0	19	0	23	6	21	2
9:00	20	5	12	5	12	0	17	9	21	2	16	4
9:15	19	10	5	3	17	4	14	6	21	2	15	5
9:30	9	9	13	4	6	8	11	5	19	3	12	6
9:45	22	7	17	8	14	9	20	10	14	7	17	8
10:00	14	7	12	5	12	11	16	16	8	9	12	10
10:15	24	11	21	13	17	12	20	7	18	6	20	10
10:30	11	3	16	1	15	4	11	2	13	7	13	3
10:45	5	2	17	2	8	2	13	3	9	3	10	2
11:00	10	2	5	0	13	3	16	0	9	0	11	1
11:15	7	1	3	0	8	0	12	0	16	0	9	0
11:30	7	0	15	0	9	0	12	2	18	0	12	0
11:45	5	2	10	0	12	0	15	0	5	0	9	0
Totals	587	354	612	345	609	370	621	392	546	318	595	356
Day Total	941		957		979		1013		864		951	
AM Pct	62.4%		63.9%		62.2%		61.3%		63.2%		62.6%	
Peak Hour	6:00	13:15	6:00	13:45	6:00	13:45	6:00	12:30	5:45	12:00	6:00	13:15
Peak Volume	132	65	167	60	174	62	170	63	137	58	156	53
P.H.F	0.8462	0.8125	0.7877	0.7500	0.7768	0.6458	0.7589	0.6848	0.9257	0.7632	0.8125	0.7361

AECOM

7:00-8:00 AM	91		97		94		87		61		86	
7:15-8:15 AM	108		95		85		71		60		84	
7:30-8:30 AM	109		96		80		76		59		84	
7:45-8:45 AM	103		92		82		77		65		84	
8:00-9:00 AM	112		92		73		81		76		87	

4:00-5:00 AM		39		41		51		55		33		44
4:15-5:15 AM		35		35		37		46		30		37
4:30-5:30 AM		37		28		24		47		25		32
4:45-5:45 AM		34		24		19		42		20		28
5:00-6:00 AM		26		21		16		26		15		21

Client: AECOM SJ
 File Number: PS-1A - NB-OUT
 Route: PS-1A
 Location: PS-1A

Site Ref: PS-1A
 Direction: NB-OUT

Count Date	10/25/2021		10/26/2021		10/27/2021		10/28/2021		10/29/2021		Average	
Count Time	AM	PM	AM	PM	AM	PM	AM	PM	AM	PM	AM	PM
0:00	6	8	14	12	6	9	10	15	1	15	7	12
0:15	2	9	7	8	2	2	1	2	8	6	4	5
0:30	3	13	1	12	3	5	0	7	2	10	2	9
0:45	4	6	4	21	2	14	5	13	5	11	4	13
1:00	2	15	17	10	17	22	21	14	17	6	15	13
1:15	4	7	2	10	4	20	5	14	2	16	3	13
1:30	0	7	4	19	5	12	0	22	4	25	3	17
1:45	2	13	5	19	0	8	0	17	0	7	1	13
2:00	0	15	3	14	0	13	0	16	6	12	2	14
2:15	2	23	5	10	7	16	5	10	4	16	5	15
2:30	0	38	0	17	1	39	2	38	2	35	1	33
2:45	0	15	0	12	0	11	0	19	0	22	0	16
3:00	0	26	0	18	0	28	0	34	0	29	0	27
3:15	0	29	0	29	0	34	0	35	0	16	0	29
3:30	0	36	0	48	1	38	0	33	0	51	0	41
3:45	0	16	0	21	0	26	0	28	2	20	0	22
4:00	3	20	0	32	2	21	0	22	1	37	1	26
4:15	0	23	2	21	2	21	0	29	0	14	1	22
4:30	8	19	8	19	7	29	9	25	15	16	9	22
4:45	3	15	5	22	2	30	2	35	0	20	2	24
5:00	0	26	2	41	3	27	0	30	2	17	1	28
5:15	0	33	1	45	1	31	0	28	0	32	0	34
5:30	0	29	1	32	3	27	0	27	1	23	1	28
5:45	2	19	0	21	2	14	0	24	2	26	1	21
6:00	3	13	7	19	4	24	9	21	5	20	6	19
6:15	6	16	7	19	4	25	4	28	4	8	5	19
6:30	7	23	1	23	5	27	4	20	2	21	4	23
6:45	3	20	11	23	12	15	7	19	12	21	9	20
7:00	9	13	18	16	11	22	17	15	18	17	15	17
7:15	17	19	14	24	15	15	12	18	9	9	13	17
7:30	10	23	14	27	14	26	21	17	23	16	16	22
7:45	2	11	6	14	12	19	8	18	4	7	6	14
8:00	7	9	6	6	4	5	2	13	9	16	6	10
8:15	5	9	12	12	7	10	8	11	5	5	7	9
8:30	11	10	0	4	4	8	6	7	12	14	7	9
8:45	5	5	6	9	8	6	3	8	6	5	6	7
9:00	3	2	0	6	5	4	3	9	7	8	4	6
9:15	0	7	6	5	3	4	6	7	0	5	3	6
9:30	5	4	5	2	2	2	6	11	3	4	4	5
9:45	10	4	2	8	3	6	5	5	5	3	5	5
10:00	6	3	8	5	1	5	2	4	6	5	5	4
10:15	6	4	5	4	2	4	4	6	4	9	4	5
10:30	7	9	9	6	13	14	1	5	5	1	7	7
10:45	14	2	6	2	6	0	8	5	7	5	8	3
11:00	5	13	15	13	7	14	16	11	4	14	9	13
11:15	2	14	6	12	17	10	14	9	5	14	9	12
11:30	4	9	14	13	8	14	6	11	12	8	9	11
11:45	14	4	9	2	13	8	12	4	7	2	11	4
Totals	202	706	268	787	250	784	244	819	248	719	241	764
Day Total	908		1055		1034		1063		967		1005	
AM Pct	22.2%		25.4%		24.2%		23.0%		25.6%		24.0%	
Peak Hour	6:45	14:30	6:45	16:45	6:45	15:00	7:00	15:00	6:45	15:15	6:45	15:00
Peak Volume	39	108	57	140	52	126	58	130	62	124	53	119
P.H.F	0.5735	0.7105	0.7917	0.7778	0.8667	0.8289	0.6905	0.9286	0.6739	0.6078	0.8281	0.7256

AECOM

7:00-8:00 AM	38		52		52		58		54		51	
7:15-8:15 AM	36		40		45		43		45		42	
7:30-8:30 AM	24		38		37		39		41		36	
7:45-8:45 AM	25		24		27		24		30		26	
8:00-9:00 AM	28		24		23		19		32		25	
4:00-5:00 AM		77		94		101		111		87		94
4:15-5:15 AM		83		103		107		119		67		96
4:30-5:30 AM		93		127		117		118		85		108
4:45-5:45 AM		103		140		115		120		92		114
5:00-6:00 AM		107		139		99		109		98		110

Client: AECOM SJ
 File Number: PS-1B - NB-IN
 Route: PS-1B
 Location: PS-1B

Site Ref: PS-1B
 Direction: NB-IN

Count Date	10/25/2021		10/26/2021		10/27/2021		10/28/2021		10/29/2021		Average	
Count Time	AM	PM	AM	PM	AM	PM	AM	PM	AM	PM	AM	PM
0:00	0	3	0	3	1	9	0	5	0	10	0	6
0:15	0	5	0	3	0	10	1	5	0	8	0	6
0:30	0	6	0	8	0	3	0	3	0	4	0	5
0:45	0	4	0	12	0	7	0	11	0	6	0	8
1:00	0	8	0	7	1	6	1	5	0	2	0	6
1:15	1	6	0	8	0	7	0	12	0	8	0	8
1:30	0	4	0	8	0	9	0	11	1	11	0	9
1:45	0	2	0	6	3	5	0	6	0	6	1	5
2:00	0	6	0	2	0	7	0	7	0	9	0	6
2:15	0	4	0	3	0	10	0	10	0	14	0	8
2:30	0	5	0	7	0	5	1	7	0	5	0	6
2:45	0	2	0	7	1	7	1	1	0	4	0	4
3:00	0	8	0	7	0	3	0	6	0	1	0	5
3:15	0	10	0	6	0	7	0	5	0	5	0	7
3:30	0	2	0	6	1	9	0	13	0	5	0	7
3:45	2	7	1	6	3	11	4	7	3	9	3	8
4:00	1	5	2	7	4	1	2	7	2	10	2	6
4:15	1	3	2	6	0	3	1	7	1	4	1	5
4:30	0	2	2	6	0	4	0	7	1	5	1	5
4:45	4	3	2	1	2	2	4	4	2	11	3	4
5:00	5	3	6	3	3	2	3	6	3	9	4	5
5:15	5	8	4	6	7	5	6	11	6	2	6	6
5:30	10	7	13	7	16	5	18	10	10	5	13	7
5:45	11	8	12	7	11	7	14	9	12	2	12	7
6:00	12	8	16	2	21	4	15	6	7	6	14	5
6:15	24	5	33	8	26	7	25	6	21	8	26	7
6:30	23	7	32	5	23	3	21	8	16	6	23	6
6:45	24	3	24	9	19	4	18	5	21	3	21	5
7:00	20	3	14	5	13	5	19	3	10	3	15	4
7:15	19	5	11	1	17	1	18	8	8	0	15	3
7:30	18	4	18	4	13	5	16	4	14	0	16	3
7:45	14	2	17	2	17	4	18	2	13	1	16	2
8:00	9	1	10	2	12	1	12	2	15	3	12	2
8:15	12	0	17	0	9	1	16	1	14	3	14	1
8:30	15	1	14	0	12	0	11	1	18	3	14	1
8:45	8	0	18	1	11	2	15	1	11	3	13	1
9:00	4	2	9	3	14	1	12	2	10	0	10	2
9:15	12	6	9	4	6	3	7	0	7	1	8	3
9:30	10	1	14	0	16	0	12	0	12	1	13	0
9:45	13	2	10	5	11	1	11	1	12	2	11	2
10:00	8	2	10	4	9	3	7	1	10	0	9	2
10:15	3	1	7	2	5	2	10	2	10	3	7	2
10:30	9	1	10	2	10	1	8	0	9	1	9	1
10:45	6	1	10	1	11	2	13	3	8	0	10	1
11:00	5	0	8	2	11	1	12	1	8	0	9	1
11:15	13	0	4	2	8	0	12	1	4	0	8	1
11:30	7	0	8	1	8	0	10	0	3	0	7	0
11:45	6	1	6	0	7	1	8	0	6	2	7	1
Totals	334	177	373	207	362	196	382	233	308	204	353	205
Day Total	511		580		558		615		512		558	
AM Pct	65.4%		64.3%		64.9%		62.1%		60.2%		63.3%	
Peak Hour	6:15	17:15	6:00	12:30	6:00	13:30	6:15	12:45	6:15	13:30	6:15	12:45
Peak Volume	91	31	105	35	89	31	83	39	68	40	85	31
P.H.F	0.9479	0.9688	0.7955	0.7292	0.8558	0.7750	0.8300	0.8125	0.8095	0.7143	0.8173	0.8611

AECOM

7:00-8:00 AM	71		60		60		71		45		61	
7:15-8:15 AM	60		56		59		64		50		58	
7:30-8:30 AM	53		62		51		62		56		57	
7:45-8:45 AM	50		58		50		57		60		55	
8:00-9:00 AM	44		59		44		54		58		52	

4:00-5:00 AM		13		20		10		25		30		20
4:15-5:15 AM		11		16		11		24		29		18
4:30-5:30 AM		16		16		13		28		27		20
4:45-5:45 AM		21		17		14		31		27		22
5:00-6:00 AM		26		23		19		36		18		24

Client: AECOM SJ
 File Number: PS-1B - SB-OUT
 Route: PS-1B
 Location: PS-1B

Site Ref: PS-1B
 Direction: SB-OUT

Count Date	10/25/2021		10/26/2021		10/27/2021		10/28/2021		10/29/2021		Average	
Count Time	AM	PM	AM	PM	AM	PM	AM	PM	AM	PM	AM	PM
0:00	1	2	2	6	0	9	1	1	2	4	1	4
0:15	1	6	1	6	2	15	2	5	2	9	2	8
0:30	0	8	0	7	2	9	2	5	1	5	1	7
0:45	0	5	0	8	0	6	1	5	2	6	1	6
1:00	0	10	3	9	1	10	2	11	3	6	2	9
1:15	0	4	1	9	1	2	2	15	0	4	1	7
1:30	0	0	0	8	1	7	0	6	0	8	0	6
1:45	1	2	0	9	2	1	0	10	0	9	1	6
2:00	0	13	0	11	1	18	0	12	0	10	0	13
2:15	1	11	0	9	0	8	0	10	0	9	0	9
2:30	1	7	0	14	0	9	2	15	0	15	1	12
2:45	0	10	0	4	2	16	0	12	0	4	0	9
3:00	1	15	0	16	3	12	0	16	0	9	1	14
3:15	0	21	0	22	0	13	0	12	1	8	0	15
3:30	1	12	1	11	0	21	0	9	0	12	0	13
3:45	1	6	0	13	0	11	0	10	0	10	0	10
4:00	0	11	0	16	2	8	0	6	2	17	1	12
4:15	0	18	0	12	0	11	2	13	0	8	0	12
4:30	1	8	1	16	3	15	1	11	0	10	1	12
4:45	0	12	2	12	0	10	1	9	1	8	1	10
5:00	0	17	1	17	1	9	0	20	0	13	0	15
5:15	1	19	0	14	0	15	0	13	0	15	0	15
5:30	2	16	2	23	2	14	0	17	0	18	1	18
5:45	2	12	0	12	1	14	1	15	0	11	1	13
6:00	2	10	1	9	1	13	3	17	2	15	2	13
6:15	2	10	3	13	4	13	3	11	5	7	3	11
6:30	1	8	0	6	1	12	0	13	0	9	0	10
6:45	2	10	2	8	1	12	1	13	2	11	2	11
7:00	3	9	6	12	4	11	4	11	3	5	4	10
7:15	5	17	9	13	10	3	5	7	2	5	6	9
7:30	4	11	4	5	10	3	7	8	1	3	5	6
7:45	3	2	6	5	5	3	1	8	6	4	4	4
8:00	6	7	2	5	0	7	5	14	5	7	4	8
8:15	1	5	3	6	0	5	1	7	1	3	1	5
8:30	1	4	3	5	2	1	7	4	0	4	3	4
8:45	5	2	1	11	2	2	4	3	0	5	2	5
9:00	3	2	1	0	2	5	1	3	2	5	2	3
9:15	3	3	0	2	1	3	4	4	5	1	3	3
9:30	0	5	2	1	4	1	3	2	6	3	3	2
9:45	4	3	2	3	1	2	3	3	2	1	2	2
10:00	0	2	1	2	4	2	3	1	2	0	2	1
10:15	1	1	4	3	3	1	4	1	7	1	4	1
10:30	3	1	5	4	10	6	1	3	3	2	4	3
10:45	6	1	4	0	8	2	3	2	5	2	5	1
11:00	2	1	4	3	2	2	5	2	5	2	4	2
11:15	6	2	3	1	5	1	9	2	12	1	7	1
11:30	4	2	0	3	12	2	9	4	9	3	7	3
11:45	4	0	5	3	2	2	3	2	6	4	4	2
Totals	85	363	85	407	118	377	106	403	105	331	99	375
Day Total	448		492		495		509		436		474	
AM Pct	19.0%		17.3%		23.8%		20.8%		24.1%		20.9%	
Peak Hour	7:15	16:45	7:00	16:45	7:00	14:45	10:45	17:00	11:00	17:15	10:45	17:00
Peak Volume	18	64	25	66	29	62	26	65	32	59	23	61
P.H.F	0.7500	0.8421	0.6944	0.7174	0.7250	0.7381	0.7222	0.8125	0.6667	0.8194	0.8214	0.8472

AECOM												
7:00-8:00 AM	15		25		29		17		12		20	
7:15-8:15 AM	18		21		25		18		14		19	
7:30-8:30 AM	14		15		15		14		13		14	
7:45-8:45 AM	11		14		7		14		12		12	
8:00-9:00 AM	13		9		4		17		6		10	

4:00-5:00 AM		49		56		44		39		43		46
4:15-5:15 AM		55		57		45		53		39		50
4:30-5:30 AM		56		59		49		53		46		53
4:45-5:45 AM		64		66		48		59		54		58
5:00-6:00 AM		64		66		52		65		57		61

Client: AECOM SJ
 File Number: PS-5A - SB-IN
 Route: PS-5A
 Location: PS-5A

Site Ref: PS-5A
 Direction: SB-IN

Count Date	10/25/2021		10/26/2021		10/27/2021		10/28/2021		10/29/2021		Average	
Count Time	AM	PM	AM	PM	AM	PM	AM	PM	AM	PM	AM	PM
0:00	0	7	2	12	0	4	1	6	0	4	1	7
0:15	0	4	0	3	0	4	0	5	0	6	0	4
0:30	0	7	1	8	0	6	0	7	0	4	0	6
0:45	0	6	1	8	0	6	1	8	0	4	0	6
1:00	1	6	1	1	0	5	0	3	0	7	0	4
1:15	1	1	0	3	1	3	0	4	0	4	0	3
1:30	0	5	0	6	1	5	0	7	0	3	0	5
1:45	0	2	0	3	0	6	0	3	0	1	0	3
2:00	0	0	0	1	0	4	0	5	0	1	0	2
2:15	0	4	0	3	0	2	0	3	0	1	0	3
2:30	1	0	0	3	0	3	0	5	0	5	0	3
2:45	1	1	0	2	0	1	0	1	0	1	0	1
3:00	0	1	0	2	0	0	0	1	0	0	0	1
3:15	0	4	1	2	1	2	0	1	0	1	0	2
3:30	2	2	1	2	4	6	3	1	4	2	3	3
3:45	0	1	1	2	0	1	1	0	0	2	0	1
4:00	0	2	0	2	1	1	1	4	1	2	1	2
4:15	1	0	0	1	1	1	1	0	0	2	1	1
4:30	1	1	3	2	3	0	2	1	4	4	3	2
4:45	1	1	3	2	4	0	2	2	3	2	3	1
5:00	1	2	4	1	4	1	4	2	4	2	3	2
5:15	5	1	7	6	4	1	8	1	5	0	6	2
5:30	12	2	16	1	11	0	11	4	17	3	13	2
5:45	12	2	12	1	22	2	18	1	14	0	16	1
6:00	32	2	36	3	36	2	45	2	27	0	35	2
6:15	48	2	52	0	46	1	41	2	44	0	46	1
6:30	51	2	61	1	54	2	47	1	36	0	50	1
6:45	29	1	44	1	33	0	38	0	37	0	36	0
7:00	35	0	30	1	31	0	46	0	35	0	35	0
7:15	44	0	44	0	34	1	36	1	38	1	39	1
7:30	45	0	51	2	38	4	57	1	31	0	44	1
7:45	35	1	55	1	58	1	53	0	31	1	46	1
8:00	38	0	43	0	35	0	35	3	41	1	38	1
8:15	32	0	53	0	50	0	34	0	37	1	41	0
8:30	33	1	38	0	31	0	34	0	28	0	33	0
8:45	44	0	51	0	52	0	59	0	25	0	46	0
9:00	32	0	34	1	45	0	46	0	43	1	40	0
9:15	30	1	33	0	39	0	32	0	30	1	33	0
9:30	47	1	26	1	33	0	28	3	37	2	34	1
9:45	29	0	28	2	23	0	20	1	24	0	25	1
10:00	17	0	20	0	15	0	22	1	24	0	20	0
10:15	13	0	8	0	20	0	13	0	17	0	14	0
10:30	14	1	25	0	22	2	20	1	12	0	19	1
10:45	11	0	11	0	13	0	19	0	10	0	13	0
11:00	9	0	8	0	12	0	10	0	8	1	9	0
11:15	8	0	11	0	7	1	9	0	5	0	8	0
11:30	6	1	15	1	6	0	9	0	3	0	8	0
11:45	6	1	12	0	10	0	2	0	9	1	8	0
Totals	727	76	842	91	800	78	808	91	684	71	770	78
Day Total	803		933		878		899		755		848	
AM Pct	90.5%		90.2%		91.1%		89.9%		90.6%		90.8%	
Peak Hour	6:15	12:00	7:30	12:00	7:30	12:15	7:00	12:00	6:15	12:15	7:30	12:00
Peak Volume	163	24	202	31	181	21	192	26	152	21	169	23
P.H.F	0.7990	0.8571	0.9182	0.6458	0.7802	0.8750	0.8421	0.8125	0.8636	0.7500	0.9185	0.8214

AECOM												
7:00-8:00 AM	159		180		161		192		135		165	
7:15-8:15 AM	162		193		165		181		141		168	
7:30-8:30 AM	150		202		181		179		140		170	
7:45-8:45 AM	138		189		174		156		137		159	
8:00-9:00 AM	147		185		168		162		131		159	

4:00-5:00 AM		4		7		2		7		10		6
4:15-5:15 AM		4		6		2		5		10		5
4:30-5:30 AM		5		11		2		6		8		6
4:45-5:45 AM		6		10		2		9		7		7
5:00-6:00 AM		7		9		4		8		5		7

Client: AECOM SJ
 File Number: PS-5A - NB-OUT
 Route: PS-5A
 Location: PS-5A

Site Ref: PS-5A
 Direction: NB-OUT

Count Date	10/25/2021		10/26/2021		10/27/2021		10/28/2021		10/29/2021		Average	
Count Time	AM	PM	AM	PM	AM	PM	AM	PM	AM	PM	AM	PM
0:00	1	6	2	7	3	5	0	6	0	7	1	6
0:15	0	5	0	6	0	5	1	7	1	4	0	5
0:30	0	6	2	4	0	7	2	11	0	7	1	7
0:45	0	3	0	9	0	10	2	11	0	8	0	8
1:00	0	7	3	7	0	6	0	9	0	3	1	6
1:15	0	3	1	7	1	5	1	9	0	7	1	6
1:30	1	7	0	8	0	10	0	3	0	2	0	6
1:45	0	4	0	4	0	7	1	7	0	6	0	6
2:00	0	8	0	7	0	5	0	8	0	17	0	9
2:15	0	4	0	8	0	5	0	7	0	4	0	6
2:30	0	12	1	8	0	16	0	13	0	12	0	12
2:45	0	14	0	11	1	15	0	19	0	8	0	13
3:00	0	16	0	12	0	16	0	12	0	23	0	16
3:15	0	16	0	27	2	22	0	24	0	22	0	22
3:30	0	23	1	24	3	35	0	22	1	31	1	27
3:45	0	19	0	27	0	26	0	19	1	24	0	23
4:00	0	27	0	31	0	22	0	33	0	21	0	27
4:15	0	35	0	44	0	41	0	34	0	38	0	38
4:30	0	40	0	39	1	37	1	41	0	29	0	37
4:45	0	48	0	40	0	48	0	32	0	35	0	41
5:00	1	43	0	43	0	47	0	46	0	46	0	45
5:15	0	55	0	63	0	55	0	68	0	53	0	59
5:30	0	37	1	44	0	37	0	41	0	34	0	39
5:45	0	44	1	35	1	41	0	44	0	28	0	38
6:00	2	30	1	36	0	39	2	23	1	36	1	33
6:15	0	24	0	22	0	30	1	29	1	37	0	28
6:30	0	26	0	27	1	20	2	23	1	21	1	23
6:45	1	25	4	22	0	21	2	20	2	13	2	20
7:00	1	17	0	17	0	25	0	29	0	14	0	20
7:15	3	25	1	23	2	22	1	29	2	20	2	24
7:30	2	32	0	30	1	17	0	22	0	23	1	25
7:45	0	18	1	22	2	23	0	14	0	21	1	20
8:00	1	14	2	15	0	10	0	14	0	11	1	13
8:15	1	6	0	9	1	13	0	11	1	16	1	11
8:30	0	2	3	8	1	2	2	6	0	2	1	4
8:45	2	5	3	7	9	3	5	3	1	6	4	5
9:00	0	3	6	0	0	2	3	4	5	6	3	3
9:15	1	5	3	4	3	2	4	4	0	3	2	4
9:30	2	6	2	2	1	2	1	9	1	7	1	5
9:45	2	2	1	4	1	2	2	1	0	6	1	3
10:00	3	2	3	2	2	3	3	8	4	3	3	4
10:15	1	3	8	2	2	1	4	1	2	1	3	2
10:30	1	0	14	0	3	4	3	2	2	2	5	2
10:45	5	2	11	0	10	1	8	2	1	2	7	1
11:00	0	1	10	2	4	2	10	2	2	0	5	1
11:15	5	3	10	1	7	0	6	1	2	1	6	1
11:30	4	3	11	5	5	1	6	1	4	1	6	2
11:45	2	7	7	0	13	0	5	3	5	0	7	1
Totals	47	738	113	775	80	768	78	787	40	721	69	757
Day Total	785		888		848		865		761		826	
AM Pct	6.0%		12.7%		9.4%		9.0%		5.3%		8.4%	
Peak Hour	11:00	16:30	10:30	16:45	11:00	16:30	10:45	17:00	11:00	16:45	10:45	16:45
Peak Volume	16	186	45	190	29	187	30	199	13	168	24	184
P.H.F	0.5714	0.8455	0.8036	0.7540	0.5577	0.8500	0.7500	0.7316	0.6500	0.7925	0.8571	0.7797

AECOM

7:00-8:00 AM	6	2	5	1	2	3
7:15-8:15 AM	6	4	5	1	2	4
7:30-8:30 AM	4	3	4	0	1	2
7:45-8:45 AM	2	6	4	2	1	3
8:00-9:00 AM	4	8	11	7	2	6

4:00-5:00 AM	150	154	148	140	123	143
4:15-5:15 AM	166	166	173	153	148	161
4:30-5:30 AM	186	185	187	187	163	182
4:45-5:45 AM	183	190	187	187	168	183
5:00-6:00 AM	179	185	180	199	161	181

Client: AECOM SJ
 File Number: PS-5B - SB-IN
 Route: PS-5B
 Location: PS-5B

Site Ref: PS-5B
 Direction: SB-IN

Count Date	10/25/2021		10/26/2021		10/27/2021		10/28/2021		10/29/2021		Average	
Count Time	AM	PM	AM	PM	AM	PM	AM	PM	AM	PM	AM	PM
0:00	0	1	0	1	0	6	0	2	0	2	0	2
0:15	0	3	0	5	0	3	0	2	0	2	0	3
0:30	0	2	0	2	0	6	1	6	0	4	0	4
0:45	0	6	0	5	0	4	0	0	0	2	0	3
1:00	0	1	0	3	0	1	0	1	0	1	0	1
1:15	0	1	0	5	0	4	0	2	0	1	0	3
1:30	0	6	0	1	0	4	0	3	0	0	0	3
1:45	0	0	0	1	0	2	0	1	0	2	0	1
2:00	0	1	0	2	0	2	0	1	0	0	0	1
2:15	1	3	1	0	1	2	1	1	1	0	1	1
2:30	0	4	0	3	0	2	0	2	0	2	0	3
2:45	1	0	1	2	1	1	1	3	1	3	1	2
3:00	0	2	0	1	0	0	0	1	0	1	0	1
3:15	0	2	0	1	0	1	0	1	0	1	0	1
3:30	0	0	1	0	0	0	1	1	0	2	0	1
3:45	1	0	0	1	0	1	0	2	0	3	0	1
4:00	1	0	0	2	1	3	1	1	0	3	1	2
4:15	1	0	4	4	1	1	4	2	2	2	2	2
4:30	3	1	0	2	1	1	0	0	0	6	1	2
4:45	0	1	1	2	2	3	1	2	2	0	1	2
5:00	2	1	3	0	0	2	2	1	3	1	2	1
5:15	5	2	2	2	3	5	1	2	4	1	3	2
5:30	5	2	8	1	7	4	7	1	5	2	6	2
5:45	6	1	9	0	9	5	9	1	7	1	8	2
6:00	6	1	4	0	7	2	7	0	8	2	6	1
6:15	12	1	16	1	11	0	12	1	11	1	12	1
6:30	9	0	9	1	8	1	14	0	9	2	10	1
6:45	2	0	4	0	6	0	4	0	6	0	4	0
7:00	12	1	15	1	8	1	14	1	9	1	12	1
7:15	11	0	7	0	7	0	5	1	1	0	6	0
7:30	4	0	5	1	5	1	10	0	9	0	7	0
7:45	5	1	7	0	6	1	3	0	6	0	5	0
8:00	6	0	10	0	13	0	5	1	6	0	8	0
8:15	7	0	10	2	17	0	13	0	9	0	11	0
8:30	11	0	16	0	15	0	10	0	9	0	12	0
8:45	9	0	6	0	12	0	7	0	5	2	8	0
9:00	10	0	12	0	5	1	7	0	4	0	8	0
9:15	11	1	7	0	7	0	8	1	11	0	9	0
9:30	8	0	7	0	10	0	10	0	7	1	8	0
9:45	6	1	7	0	6	0	9	0	9	0	7	0
10:00	7	0	7	0	6	0	4	0	5	0	6	0
10:15	6	0	2	0	7	0	6	0	3	0	5	0
10:30	1	0	7	0	5	0	8	0	6	0	5	0
10:45	6	0	5	0	6	0	3	0	3	0	5	0
11:00	2	0	4	0	5	1	5	0	2	0	4	0
11:15	1	1	3	0	2	0	2	0	4	0	2	0
11:30	4	0	5	1	2	0	2	0	1	0	3	0
11:45	3	0	5	0	4	1	2	1	5	0	4	0
Totals	185	47	210	53	206	72	199	45	173	51	193	50
Day Total	232		263		278		244		224		243	
AM Pct	79.7%		79.8%		74.1%		81.6%		77.2%		79.4%	
Peak Hour	8:30	12:45	6:15	12:15	8:00	12:00	6:15	12:00	5:45	15:45	8:00	12:00
Peak Volume	41	14	44	15	57	19	44	10	35	14	39	12
P.H.F	0.9318	0.5833	0.6875	0.7500	0.8382	0.7917	0.7857	0.4167	0.7955	0.5833	0.8125	0.7500

AECOM												
7:00-8:00 AM	32		34		26		32		25		30	
7:15-8:15 AM	26		29		31		23		22		26	
7:30-8:30 AM	22		32		41		31		30		31	
7:45-8:45 AM	29		43		51		31		30		37	
8:00-9:00 AM	33		42		57		35		29		39	

4:00-5:00 AM		2		10		8		5		11		7
4:15-5:15 AM		3		8		7		5		9		6
4:30-5:30 AM		5		6		11		5		8		7
4:45-5:45 AM		6		5		14		6		4		7
5:00-6:00 AM		6		3		16		5		5		7

Client: AECOM SJ
 File Number: PS-5B - NB-OUT
 Route: PS-5B
 Location: PS-5B

Site Ref: PS-5B
 Direction: NB-OUT

Count Date	10/25/2021		10/26/2021		10/27/2021		10/28/2021		10/29/2021		Average	
Count Time	AM	PM	AM	PM	AM	PM	AM	PM	AM	PM	AM	PM
0:00	0	1	0	0	0	3	0	2	0	1	0	1
0:15	0	1	0	1	0	0	0	0	0	0	0	0
0:30	0	1	0	3	0	3	1	1	0	2	0	2
0:45	0	1	0	1	0	4	0	3	0	3	0	2
1:00	0	2	0	0	0	3	0	1	0	0	0	1
1:15	0	1	0	3	0	3	0	2	0	4	0	3
1:30	0	4	0	2	0	0	0	3	0	1	0	2
1:45	0	1	0	3	1	5	0	2	0	0	0	2
2:00	0	1	0	2	0	2	0	3	0	2	0	2
2:15	0	0	0	1	0	2	0	3	0	1	0	1
2:30	0	4	0	3	0	2	1	4	0	5	0	4
2:45	0	1	0	1	0	5	0	2	0	1	0	2
3:00	0	2	0	2	0	4	0	2	0	1	0	2
3:15	0	4	0	5	0	6	0	4	0	4	0	5
3:30	0	2	0	4	0	4	1	4	0	3	0	3
3:45	0	2	0	1	0	1	0	0	0	3	0	1
4:00	0	1	0	3	0	2	0	4	0	1	0	2
4:15	0	3	0	7	0	2	0	3	0	4	0	4
4:30	0	5	1	2	1	2	0	1	0	3	0	3
4:45	0	5	0	3	0	4	0	5	0	4	0	4
5:00	0	1	0	4	0	2	1	3	0	4	0	3
5:15	0	4	0	5	0	11	0	6	0	5	0	6
5:30	0	4	0	5	0	1	0	2	1	7	0	4
5:45	1	0	2	2	2	7	3	8	5	4	3	4
6:00	0	4	1	6	2	6	1	6	0	5	1	5
6:15	1	8	2	4	0	7	1	5	1	4	1	6
6:30	4	4	1	1	1	4	1	3	1	2	2	3
6:45	0	3	0	7	1	9	0	3	1	6	0	6
7:00	0	5	1	6	0	1	1	2	3	4	1	4
7:15	1	3	0	2	0	5	0	4	0	2	0	3
7:30	1	3	0	5	0	0	0	1	0	3	0	2
7:45	1	2	1	2	1	2	0	2	2	1	1	2
8:00	1	1	1	2	1	3	1	4	0	4	1	3
8:15	0	0	0	0	0	1	0	1	1	0	0	0
8:30	1	0	0	1	0	2	0	0	0	0	0	1
8:45	1	1	0	0	1	0	0	2	0	1	0	1
9:00	0	1	0	0	0	3	1	0	0	0	0	1
9:15	0	0	1	2	0	1	1	0	0	1	0	1
9:30	0	1	1	1	0	1	0	1	1	1	0	1
9:45	2	1	0	0	1	0	3	0	0	0	1	0
10:00	0	0	1	1	1	1	0	0	1	0	1	1
10:15	0	1	2	1	1	2	1	2	1	1	1	1
10:30	1	0	0	0	0	1	0	1	0	0	0	0
10:45	1	0	2	0	2	0	1	1	1	2	1	1
11:00	1	2	4	0	2	0	2	0	0	0	2	0
11:15	0	1	1	0	1	0	0	0	1	0	1	0
11:30	0	1	2	0	1	0	3	0	1	1	1	0
11:45	0	0	0	0	2	0	4	0	1	0	1	0
Totals	17	93	24	104	22	127	28	106	21	102	18	105
Day Total	110		128		149		134		123		123	
AM Pct	15.5%		18.8%		14.8%		20.9%		17.1%		14.6%	
Peak Hour	5:45	18:15	10:45	18:45	10:45	18:00	11:00	17:15	5:30	17:15	5:45	18:00
Peak Volume	6	20	9	20	6	26	9	22	7	21	7	20
P.H.F	0.3750	0.6250	0.5625	0.7143	0.7500	0.7222	0.5625	0.6875	0.3500	0.7500	0.5833	0.8333

AECOM												
7:00-8:00 AM	3		2		1		1		5		2	
7:15-8:15 AM	4		2		2		1		2		2	
7:30-8:30 AM	3		2		2		1		3		2	
7:45-8:45 AM	3		2		2		1		3		2	
8:00-9:00 AM	3		1		2		1		1		2	

4:00-5:00 AM		14		15		10		13		12		13
4:15-5:15 AM		14		16		10		12		15		13
4:30-5:30 AM		15		14		19		15		16		16
4:45-5:45 AM		14		17		18		16		20		17
5:00-6:00 AM		9		16		21		19		20		17

Client: AECOM SJ
 File Number: L-1A - NB-IN
 Route: L-1A
 Location: L-1A

Site Ref: L-1A
 Direction: NB-IN

Count Date	10/25/2021		10/26/2021		10/27/2021		10/28/2021		10/29/2021		Average	
Count Time	AM	PM	AM	PM	AM	PM	AM	PM	AM	PM	AM	PM
0:00	0	11	0	3	0	6	1	14	0	2	0	7
0:15	0	8	2	5	0	9	2	12	2	0	1	7
0:30	0	5	0	12	2	5	0	11	0	2	0	7
0:45	3	3	0	10	0	18	0	6	0	13	1	10
1:00	0	5	0	8	0	12	0	7	0	1	0	7
1:15	0	7	0	6	2	7	0	4	0	9	0	7
1:30	0	7	2	4	0	6	0	5	0	6	0	6
1:45	0	2	0	12	0	2	0	4	0	2	0	4
2:00	0	2	0	10	0	10	0	1	0	2	0	5
2:15	0	13	0	2	0	6	0	3	0	12	0	7
2:30	1	0	0	4	0	3	0	4	0	6	0	3
2:45	0	1	0	4	0	9	0	19	0	11	0	9
3:00	4	4	0	4	3	6	0	7	0	4	1	5
3:15	0	10	4	6	4	4	2	5	2	4	2	6
3:30	3	6	3	7	5	2	2	2	5	8	4	5
3:45	4	0	4	10	1	2	6	2	4	0	4	3
4:00	8	2	4	4	7	8	6	0	8	2	7	3
4:15	0	0	4	4	7	2	13	4	5	2	6	2
4:30	15	3	15	2	19	9	15	5	20	1	17	4
4:45	12	4	18	2	19	9	21	5	12	1	16	4
5:00	6	4	20	4	8	2	18	0	10	6	12	3
5:15	23	2	28	4	34	2	23	2	26	3	27	3
5:30	35	6	38	6	36	2	37	5	33	0	36	4
5:45	41	6	58	6	67	3	54	7	65	6	57	6
6:00	87	2	117	2	122	0	102	2	102	0	106	1
6:15	145	4	181	2	193	2	192	2	180	0	178	2
6:30	216	0	217	0	242	2	285	4	277	2	247	2
6:45	148	2	117	3	137	0	111	3	122	0	127	2
7:00	71	0	87	1	64	0	54	2	68	2	69	1
7:15	86	0	104	0	111	3	102	0	105	1	102	1
7:30	91	2	84	4	101	2	109	7	106	0	98	3
7:45	83	0	92	5	91	0	87	3	60	0	83	2
8:00	53	2	65	4	75	0	56	0	71	4	64	2
8:15	37	0	48	0	49	0	43	0	62	0	48	0
8:30	32	0	51	0	43	4	55	0	43	0	45	1
8:45	33	2	64	4	39	0	59	0	33	0	46	1
9:00	15	2	21	0	15	2	25	0	15	4	18	2
9:15	28	0	25	0	21	0	8	0	20	0	20	0
9:30	14	5	27	0	24	2	32	3	13	0	22	2
9:45	13	0	22	2	31	2	17	2	10	2	19	2
10:00	5	0	9	0	23	0	7	0	14	0	12	0
10:15	8	2	10	0	19	0	14	0	13	0	13	0
10:30	7	0	6	0	14	0	17	2	6	0	10	0
10:45	18	4	15	0	14	0	7	0	9	0	13	1
11:00	8	0	18	0	14	1	11	0	4	0	11	0
11:15	6	2	13	0	15	0	14	0	4	0	10	0
11:30	7	2	11	0	11	2	4	0	4	0	7	1
11:45	2	0	17	2	6	0	3	2	8	0	7	1
Totals	1368	142	1621	168	1688	166	1614	166	1541	118	1566	154
Day Total	1510		1789		1854		1780		1659		1720	
AM Pct	90.6%		90.6%		91.0%		90.7%		92.9%		91.0%	
Peak Hour	6:00	12:00	6:00	12:30	6:00	12:15	6:00	12:00	6:00	14:15	6:00	12:00
Peak Volume	596	27	632	36	694	44	690	43	681	33	658	31
P.H.F	0.6898	0.6136	0.7281	0.7500	0.7169	0.6111	0.6053	0.7679	0.6146	0.6875	0.6660	0.7750

AECOM

7:00-8:00 AM	331		367		367		352		339		351	
7:15-8:15 AM	313		345		378		354		342		346	
7:30-8:30 AM	264		289		316		295		299		293	
7:45-8:45 AM	205		256		258		241		236		239	
8:00-9:00 AM	155		228		206		213		209		202	

4:00-5:00 AM		9		12		28		14		6		14
4:15-5:15 AM		11		12		22		14		10		14
4:30-5:30 AM		13		12		22		12		11		14
4:45-5:45 AM		16		16		15		12		10		14
5:00-6:00 AM		18		20		9		14		15		15

Client: AECOM SJ
 File Number: L-1A - SB-OUT
 Route: L-1A
 Location: L-1A

Site Ref: L-1A
 Direction: SB-OUT

Count Date	10/25/2021		10/26/2021		10/27/2021		10/28/2021		10/29/2021		Average	
Count Time	AM	PM	AM	PM	AM	PM	AM	PM	AM	PM	AM	PM
0:00	0	6	0	21	0	15	3	0	7	8	2	10
0:15	0	8	0	24	3	10	8	7	6	16	3	13
0:30	0	3	0	6	11	7	0	8	3	4	3	6
0:45	0	10	0	3	0	9	0	0	2	3	0	5
1:00	2	8	3	5	0	3	2	9	0	14	1	8
1:15	0	8	2	15	7	7	0	13	0	9	2	10
1:30	0	10	0	18	0	21	0	21	0	20	0	18
1:45	0	20	0	22	0	16	0	11	0	21	0	18
2:00	0	10	0	15	0	24	0	15	0	19	0	17
2:15	0	19	0	34	0	10	0	33	0	16	0	22
2:30	0	41	0	38	0	59	3	40	2	38	1	43
2:45	0	31	0	33	0	37	0	38	0	32	0	34
3:00	0	56	0	41	0	64	0	40	0	80	0	56
3:15	0	51	0	65	1	69	0	67	0	81	0	67
3:30	2	88	0	101	0	88	0	96	0	95	0	94
3:45	6	89	0	92	1	94	1	91	1	82	2	90
4:00	5	58	2	75	4	54	0	85	4	57	3	66
4:15	0	63	0	86	0	64	2	90	0	73	0	75
4:30	1	73	1	80	2	90	1	85	0	87	1	83
4:45	4	99	6	131	2	149	1	133	1	125	3	127
5:00	1	111	0	94	0	140	0	105	0	88	0	108
5:15	1	105	1	131	0	148	4	120	1	121	1	125
5:30	1	89	0	145	0	80	1	123	0	144	0	116
5:45	0	79	4	57	4	71	0	78	5	62	3	69
6:00	1	45	2	73	3	75	1	54	2	59	2	61
6:15	5	43	7	66	2	56	0	61	2	47	3	55
6:30	3	40	0	57	4	58	5	63	8	40	4	52
6:45	5	34	8	39	1	22	5	44	4	27	5	33
7:00	0	28	1	6	0	38	0	30	0	16	0	24
7:15	8	21	2	34	0	27	8	42	4	37	4	32
7:30	0	91	3	95	2	73	0	84	0	99	1	88
7:45	6	108	0	72	5	139	0	136	4	131	3	117
8:00	0	50	0	44	4	54	0	47	4	69	2	53
8:15	0	12	0	17	7	16	3	29	0	33	2	21
8:30	6	5	3	5	3	12	6	11	0	9	4	8
8:45	3	2	0	4	0	12	0	3	2	4	1	5
9:00	3	9	0	13	1	6	2	11	4	20	2	12
9:15	8	5	0	11	3	9	12	3	9	0	6	6
9:30	4	4	2	3	11	9	13	8	3	7	7	6
9:45	0	3	2	9	8	2	5	10	9	1	5	5
10:00	12	2	5	0	12	4	9	1	0	0	8	1
10:15	2	0	8	3	10	2	8	2	4	5	6	2
10:30	8	2	10	2	6	2	7	0	7	3	8	2
10:45	10	4	9	3	5	2	3	3	3	0	6	2
11:00	0	13	7	3	6	2	9	0	18	8	8	5
11:15	9	0	14	0	19	0	5	0	6	0	11	0
11:30	7	0	11	3	3	0	7	0	9	0	7	1
11:45	3	5	18	9	11	4	6	2	3	2	8	4
Totals	126	1661	131	1903	161	1953	140	1952	137	1912	138	1875
Day Total	1787		2034		2114		2092		2049		2013	
AM Pct	7.1%		6.4%		7.6%		6.7%		6.7%		6.9%	
Peak Hour	10:00	16:45	11:00	16:45	9:30	16:30	9:15	16:45	10:45	16:45	11:00	16:45
Peak Volume	32	404	50	501	41	527	39	481	36	478	34	476
P.H.F	0.6667	0.9099	0.6944	0.8638	0.8542	0.8842	0.7500	0.9041	0.5000	0.8299	0.7727	0.9370

AECOM												
7:00-8:00 AM	14		6		7		8		8		9	
7:15-8:15 AM	14		5		11		8		12		10	
7:30-8:30 AM	6		3		18		3		8		8	
7:45-8:45 AM	12		3		19		9		8		10	
8:00-9:00 AM	9		3		14		9		6		8	
4:00-5:00 AM		293		372		357		393		342		351
4:15-5:15 AM		346		391		443		413		373		393
4:30-5:30 AM		388		436		527		443		421		443
4:45-5:45 AM		404		501		517		481		478		476
5:00-6:00 AM		384		427		439		426		415		418

Client: AECOM SJ
 File Number: L-1B - SB-IN
 Route: L-1B
 Location: L-1B

Site Ref: L-1B
 Direction: SB-IN

Count Date	10/25/2021		10/26/2021		10/27/2021		10/28/2021		10/29/2021		Average	
Count Time	AM	PM	AM	PM	AM	PM	AM	PM	AM	PM	AM	PM
0:00	0	20	1	19	0	22	0	21	0	25	0	21
0:15	2	23	1	29	1	28	1	19	1	23	1	24
0:30	0	28	1	33	0	34	0	29	0	24	0	30
0:45	0	29	0	22	0	27	1	19	0	30	0	25
1:00	0	19	0	31	1	34	0	29	0	32	0	29
1:15	0	26	0	28	0	29	0	36	0	31	0	30
1:30	0	25	0	26	1	38	0	27	0	36	0	30
1:45	0	18	0	32	0	21	1	23	0	38	0	26
2:00	0	22	0	13	0	35	0	21	0	30	0	24
2:15	0	34	0	23	0	34	0	30	0	30	0	30
2:30	0	22	0	31	0	42	1	20	1	27	0	28
2:45	2	22	0	30	0	29	0	21	0	27	0	26
3:00	1	29	0	20	0	35	0	23	0	18	0	25
3:15	0	17	1	25	0	29	0	24	0	36	0	26
3:30	2	22	0	34	1	32	1	20	1	27	1	27
3:45	0	22	1	23	0	33	0	22	1	38	0	28
4:00	2	24	2	20	1	22	1	20	0	19	1	21
4:15	0	22	0	14	0	31	1	20	1	24	0	22
4:30	4	17	0	29	1	21	0	17	0	18	1	20
4:45	6	13	1	20	0	18	0	22	0	17	1	18
5:00	4	13	0	22	0	20	0	15	0	17	1	17
5:15	10	16	3	19	2	22	1	16	1	18	3	18
5:30	4	13	2	17	3	19	2	14	1	13	2	15
5:45	23	8	3	12	2	14	0	8	4	9	6	10
6:00	22	10	1	12	3	6	2	6	3	8	6	8
6:15	23	6	14	7	7	11	10	6	6	8	12	8
6:30	12	7	13	8	8	7	9	8	11	6	11	7
6:45	22	5	15	3	8	6	8	5	15	7	14	5
7:00	25	10	10	3	17	3	17	2	19	5	18	5
7:15	25	5	14	2	17	7	15	3	22	7	19	5
7:30	22	1	16	5	14	8	21	3	16	7	18	5
7:45	51	5	34	4	27	2	22	1	22	1	31	3
8:00	28	3	22	2	23	1	23	1	16	1	22	2
8:15	31	3	20	0	25	2	21	2	24	2	24	2
8:30	30	2	19	3	29	1	31	1	29	3	28	2
8:45	28	2	29	0	41	0	22	0	26	2	29	1
9:00	31	1	21	0	33	0	26	1	26	2	27	1
9:15	38	0	26	2	26	1	27	1	42	0	32	1
9:30	41	0	29	0	32	1	28	0	42	2	34	1
9:45	37	2	39	0	37	0	25	0	39	1	35	1
10:00	33	1	29	1	27	0	25	0	28	1	28	1
10:15	38	0	16	0	49	0	28	1	20	1	30	0
10:30	42	0	29	1	25	0	21	0	35	0	30	0
10:45	43	1	41	1	45	0	25	3	21	3	35	2
11:00	26	1	30	0	16	0	17	0	20	0	22	0
11:15	23	0	30	0	27	0	22	0	25	0	25	0
11:30	23	0	27	0	38	0	27	0	18	0	27	0
11:45	17	0	24	0	21	0	16	0	25	0	21	0
Totals	771	569	564	626	608	725	498	560	561	674	595	630
Day Total	1340		1190		1333		1058		1235		1225	
AM Pct	57.5%		47.4%		45.6%		47.1%		45.4%		48.6%	
Peak Hour	10:00	14:15	10:30	13:00	10:00	14:00	8:30	13:00	9:15	13:00	9:15	13:00
Peak Volume	156	107	130	117	146	140	106	115	151	137	129	115
P.H.F	0.9070	0.7868	0.7927	0.9141	0.7449	0.8333	0.8548	0.7986	0.8988	0.9013	0.9214	0.9583

AECOM

7:00-8:00 AM	123		74		75		75		79		85	
7:15-8:15 AM	126		86		81		81		76		90	
7:30-8:30 AM	132		92		89		87		78		96	
7:45-8:45 AM	140		95		104		97		91		105	
8:00-9:00 AM	117		90		118		97		95		103	

4:00-5:00 AM		76		83		92		79		78		82
4:15-5:15 AM		65		85		90		74		76		78
4:30-5:30 AM		59		90		81		70		70		74
4:45-5:45 AM		55		78		79		67		65		69
5:00-6:00 AM		50		70		75		53		57		61

Client: AECOM SJ
 File Number: L-1B - NB-OUT
 Route: L-1B
 Location: L-1B

Site Ref: L-1B
 Direction: NB-OUT

Count Date	10/25/2021		10/26/2021		10/27/2021		10/28/2021		10/29/2021		Average	
Count Time	AM	PM	AM	PM	AM	PM	AM	PM	AM	PM	AM	PM
0:00	0	28	0	22	0	35	1	17	0	26	0	26
0:15	0	29	1	28	1	26	2	21	0	33	1	27
0:30	0	34	0	30	0	35	0	32	1	20	0	30
0:45	2	18	0	25	0	29	0	18	0	26	0	23
1:00	0	21	0	23	1	19	1	14	0	27	0	21
1:15	0	23	0	19	1	29	0	24	0	23	0	24
1:30	0	21	0	24	1	27	0	16	0	25	0	23
1:45	0	24	0	18	1	28	1	27	0	29	0	25
2:00	0	15	0	24	0	28	0	26	0	25	0	24
2:15	0	25	0	15	0	30	0	25	0	29	0	25
2:30	0	20	0	35	0	37	1	19	1	32	0	29
2:45	1	33	0	26	0	28	0	25	0	29	0	28
3:00	1	21	0	14	0	29	1	26	0	27	0	23
3:15	0	28	1	33	0	35	0	27	1	32	0	31
3:30	0	27	0	37	1	29	1	31	1	33	1	31
3:45	1	22	0	27	0	50	0	25	0	30	0	31
4:00	0	25	1	22	0	40	0	17	0	20	0	25
4:15	0	29	0	24	0	29	0	23	0	33	0	28
4:30	2	27	0	48	0	34	1	23	0	25	1	31
4:45	0	16	1	25	0	32	0	27	0	31	0	26
5:00	0	21	1	32	0	34	0	23	0	26	0	27
5:15	2	23	0	24	1	26	0	18	0	29	1	24
5:30	1	30	0	19	0	24	0	15	0	18	0	21
5:45	0	16	0	22	0	26	0	21	2	15	0	20
6:00	6	18	2	17	1	18	1	24	1	13	2	18
6:15	6	10	4	15	2	12	3	10	0	16	3	13
6:30	8	9	1	16	1	13	1	14	1	22	2	15
6:45	4	9	6	8	1	10	0	4	3	10	3	8
7:00	7	10	4	8	4	11	6	9	10	9	6	9
7:15	21	10	6	7	4	9	12	6	7	7	10	8
7:30	11	5	2	4	10	6	4	9	9	7	7	6
7:45	16	3	16	7	8	2	10	5	6	1	11	4
8:00	15	3	8	3	7	4	7	2	5	2	8	3
8:15	16	2	6	3	10	3	10	3	10	2	10	3
8:30	17	1	11	0	16	5	15	2	16	2	15	2
8:45	16	3	17	1	26	0	22	0	9	3	18	1
9:00	18	3	19	1	25	1	13	4	20	6	19	3
9:15	24	4	16	3	14	2	14	2	26	4	19	3
9:30	22	1	19	1	24	0	13	0	32	3	22	1
9:45	26	2	20	0	26	0	27	2	27	1	25	1
10:00	31	4	21	2	22	1	21	2	31	1	25	2
10:15	34	0	22	1	33	2	28	0	29	1	29	1
10:30	38	1	21	2	23	0	29	4	25	1	27	2
10:45	42	3	26	1	34	1	29	2	26	3	31	2
11:00	34	0	26	0	32	0	24	1	31	2	29	1
11:15	26	0	37	0	33	0	26	0	31	0	31	0
11:30	27	1	35	1	32	0	26	0	22	0	28	0
11:45	19	0	25	0	33	0	33	0	25	0	27	0
Totals	494	678	375	717	428	839	383	645	408	759	411	729
Day Total	1172		1092		1267		1028		1167		1140	
AM Pct	42.2%		34.3%		33.8%		37.3%		35.0%		36.1%	
Peak Hour	10:15	12:00	10:45	16:15	10:45	15:15	10:15	14:45	9:30	15:00	10:45	15:15
Peak Volume	148	109	124	129	131	154	110	109	119	122	119	118
P.H.F	0.8810	0.8015	0.8378	0.6719	0.9632	0.7700	0.9483	0.8790	0.9297	0.9242	0.9597	0.9516

AECOM												
7:00-8:00 AM	55		28		26		32		32		35	
7:15-8:15 AM	63		32		29		33		27		37	
7:30-8:30 AM	58		32		35		31		30		37	
7:45-8:45 AM	64		41		41		42		37		45	
8:00-9:00 AM	64		42		59		54		40		52	
4:00-5:00 AM		97		119		135		90		109		110
4:15-5:15 AM		93		129		129		96		115		112
4:30-5:30 AM		87		129		126		91		111		109
4:45-5:45 AM		90		100		116		83		104		99
5:00-6:00 AM		90		97		110		77		88		92

Client: AECOM SJ
 File Number: L-01A - SB-IN
 Route: L-01A
 Location: L-01A

Site Ref: L-01A
 Direction: SB-IN

Count Date	10/25/2021		10/26/2021		10/27/2021		10/28/2021		10/29/2021		Average	
Count Time	AM	PM	AM	PM	AM	PM	AM	PM	AM	PM	AM	PM
0:00	0	1	0	4	0	2	0	3	0	2	0	2
0:15	0	3	0	5	0	5	0	1	0	3	0	3
0:30	0	3	0	2	0	3	0	3	1	2	0	3
0:45	0	2	0	2	0	2	0	4	0	4	0	3
1:00	0	5	0	7	0	10	0	2	0	3	0	5
1:15	0	4	0	3	0	1	0	0	0	2	0	2
1:30	0	5	0	6	0	5	0	3	0	4	0	5
1:45	0	2	0	0	0	5	0	3	0	3	0	3
2:00	0	0	0	3	0	6	0	3	0	8	0	4
2:15	0	1	0	4	0	3	0	5	0	4	0	3
2:30	0	5	0	11	0	9	0	2	0	2	0	6
2:45	0	4	0	4	0	5	0	0	0	6	0	4
3:00	0	1	0	5	0	4	0	1	0	8	0	4
3:15	0	5	0	4	0	5	0	5	0	3	0	4
3:30	0	5	0	4	0	6	0	5	0	4	0	5
3:45	0	9	0	7	0	9	0	11	0	11	0	9
4:00	0	12	0	6	0	14	0	8	0	6	0	9
4:15	1	18	1	20	1	17	1	16	0	15	1	17
4:30	0	15	0	18	1	16	0	7	1	12	0	14
4:45	0	13	0	12	1	14	0	10	0	7	0	11
5:00	0	14	0	14	0	12	0	11	2	9	0	12
5:15	0	9	0	11	0	10	0	11	0	8	0	10
5:30	0	5	2	8	0	9	1	3	0	6	1	6
5:45	0	10	0	4	0	6	1	6	1	5	0	6
6:00	0	2	3	2	0	0	1	10	0	4	1	4
6:15	2	2	4	2	2	3	1	4	2	2	2	3
6:30	2	2	5	1	2	1	3	1	2	1	3	1
6:45	4	0	1	0	2	0	2	1	2	1	2	0
7:00	1	2	5	0	1	0	1	0	1	1	2	1
7:15	8	0	4	0	5	0	6	1	5	0	6	0
7:30	7	0	8	0	7	0	5	1	8	0	7	0
7:45	6	0	7	0	3	0	3	0	7	0	5	0
8:00	13	0	11	2	9	1	14	1	2	0	10	1
8:15	12	0	15	0	10	0	18	0	14	0	14	0
8:30	15	0	18	1	26	0	19	2	23	0	20	1
8:45	20	1	18	1	17	0	6	0	15	1	15	1
9:00	12	1	9	0	11	0	9	1	13	0	11	0
9:15	8	0	11	0	10	0	13	0	16	0	12	0
9:30	5	1	6	0	6	0	6	1	6	0	6	0
9:45	7	1	4	0	9	0	8	0	6	0	7	0
10:00	9	0	6	0	5	0	6	0	0	0	5	0
10:15	3	0	3	0	3	0	3	0	2	0	3	0
10:30	5	0	2	0	2	0	3	0	4	0	3	0
10:45	0	0	0	0	6	0	8	0	5	0	4	0
11:00	1	0	5	0	3	0	1	0	2	0	2	0
11:15	3	0	5	0	7	0	0	0	5	0	4	0
11:30	0	0	2	0	2	0	8	0	1	0	3	0
11:45	1	0	2	0	5	0	2	0	2	0	2	0
Totals	145	163	157	173	156	183	149	146	148	147	151	162
Day Total	308		330		339		295		295		313	
AM Pct	47.1%		47.6%		46.0%		50.5%		50.2%		48.2%	
Peak Hour	8:00	16:15	8:00	16:15	8:15	16:00	8:00	16:15	8:30	15:45	8:15	16:15
Peak Volume	60	60	62	64	64	61	57	44	67	44	60	54
P.H.F	0.7500	0.8333	0.8611	0.8000	0.6154	0.8971	0.7500	0.6875	0.7283	0.7333	0.7500	0.7941

AECOM												
7:00-8:00 AM	22		24		16		15		21		20	
7:15-8:15 AM	34		30		24		28		22		28	
7:30-8:30 AM	38		41		29		40		31		36	
7:45-8:45 AM	46		51		48		54		46		49	
8:00-9:00 AM	60		62		62		57		54		59	

4:00-5:00 AM		58		56		61		41		40		51
4:15-5:15 AM		60		64		59		44		43		54
4:30-5:30 AM		51		55		52		39		36		47
4:45-5:45 AM		41		45		45		35		30		39
5:00-6:00 AM		38		37		37		31		28		34

Client: AECOM SJ
 File Number: L-01A - NB-OUT
 Route: L-01A
 Location: L-01A

Site Ref: L-01A
 Direction: NB-OUT

Count Date	10/25/2021		10/26/2021		10/27/2021		10/28/2021		10/29/2021		Average	
Count Time	AM	PM	AM	PM	AM	PM	AM	PM	AM	PM	AM	PM
0:00	0	1	0	3	0	4	0	1	0	1	0	2
0:15	0	1	0	5	0	2	0	2	0	2	0	2
0:30	0	2	0	1	1	4	2	2	1	1	1	2
0:45	0	1	0	2	0	1	0	2	0	5	0	2
1:00	0	3	0	3	0	5	0	3	0	4	0	4
1:15	0	3	0	4	0	5	0	1	0	2	0	3
1:30	0	5	0	3	0	0	0	3	0	3	0	3
1:45	0	1	0	0	0	2	0	3	0	2	0	2
2:00	0	2	0	2	0	4	0	2	1	8	0	4
2:15	0	0	0	3	0	2	0	0	0	4	0	2
2:30	0	2	0	7	0	6	0	4	0	1	0	4
2:45	0	5	0	4	0	3	0	2	0	3	0	3
3:00	0	4	0	5	0	1	0	4	0	5	0	4
3:15	0	1	0	4	0	3	0	2	0	4	0	3
3:30	0	1	0	2	0	6	0	5	0	6	0	4
3:45	0	6	0	3	0	2	0	4	0	6	0	4
4:00	0	6	0	6	0	8	0	8	0	8	0	7
4:15	1	8	0	6	0	13	1	6	0	6	0	8
4:30	0	12	2	17	2	11	0	7	2	9	1	11
4:45	0	12	0	9	1	10	0	7	0	7	0	9
5:00	0	11	0	6	0	8	0	8	2	9	0	8
5:15	0	5	0	11	0	6	0	13	0	6	0	8
5:30	0	5	1	6	0	4	0	0	0	5	0	4
5:45	0	6	1	6	0	4	1	4	0	5	0	5
6:00	0	2	0	3	0	6	0	3	0	2	0	3
6:15	0	3	0	2	0	2	0	5	0	4	0	3
6:30	0	2	0	3	0	5	0	1	0	3	0	3
6:45	1	1	0	1	0	0	1	4	0	3	0	2
7:00	0	0	0	0	0	0	0	1	0	2	0	1
7:15	1	0	1	0	1	0	1	1	1	0	1	0
7:30	4	0	5	0	2	2	1	4	1	3	1	1
7:45	4	0	3	0	2	0	1	0	0	2	0	0
8:00	10	1	6	3	1	1	4	1	2	1	5	1
8:15	4	0	6	0	3	0	4	0	3	0	4	0
8:30	7	1	6	1	5	0	9	0	9	1	7	1
8:45	9	1	13	1	13	0	6	0	10	1	10	1
9:00	8	3	6	1	4	0	3	4	7	0	6	2
9:15	7	1	7	2	9	1	8	0	5	0	7	1
9:30	5	0	7	0	5	1	6	2	7	0	6	1
9:45	4	1	4	0	9	0	2	0	6	0	5	0
10:00	7	0	4	0	7	0	7	0	2	0	5	0
10:15	4	0	3	0	1	0	2	0	1	1	2	0
10:30	4	0	3	0	6	0	2	0	5	0	4	0
10:45	1	1	2	0	4	0	4	0	0	0	2	0
11:00	0	0	4	0	3	0	1	0	2	0	2	0
11:15	3	0	1	0	4	0	1	0	5	0	3	0
11:30	0	0	2	0	4	0	6	0	3	0	3	0
11:45	1	0	4	0	4	0	1	0	3	0	3	0
Totals	85	120	91	135	91	132	75	116	81	131	82	128
Day Total	205		226		223		191		212		210	
AM Pct	41.5%		40.3%		40.8%		39.3%		38.2%		39.0%	
Peak Hour	8:30	16:15	8:45	16:30	8:30	16:00	8:30	16:30	8:30	16:15	8:30	16:15
Peak Volume	31	43	33	43	31	42	26	35	31	31	30	36
P.H.F	0.8611	0.8958	0.6346	0.6324	0.5962	0.8077	0.7222	0.6731	0.7750	0.8611	0.7500	0.8182

AECOM												
7:00-8:00 AM	9		9		5		4		5		6	
7:15-8:15 AM	19		15		6		8		7		11	
7:30-8:30 AM	22		20		8		11		9		14	
7:45-8:45 AM	25		21		11		18		14		18	
8:00-9:00 AM	30		31		22		23		24		26	

4:00-5:00 AM	38		38		42		28		30		35	
4:15-5:15 AM	43		38		42		28		31		36	
4:30-5:30 AM	40		43		35		35		31		37	
4:45-5:45 AM	33		32		28		28		27		30	
5:00-6:00 AM	27		29		22		25		25		26	

Client: AECOM SJ
 File Number: L-2A - EB-IN
 Route: L-2A
 Location: L-2A

Site Ref: L-2A
 Direction: EB-IN

Count Date	10/25/2021		10/26/2021		10/27/2021		10/28/2021		10/29/2021		Average	
Count Time	AM	PM	AM	PM	AM	PM	AM	PM	AM	PM	AM	PM
0:00	0	8	0	9	1	5	0	6	0	7	0	7
0:15	0	5	0	7	0	2	0	8	0	15	0	7
0:30	0	4	0	6	0	4	1	8	0	8	0	6
0:45	0	10	0	5	0	9	1	11	0	8	0	9
1:00	1	2	1	5	0	7	0	10	0	1	0	5
1:15	0	7	0	4	1	6	0	8	0	8	0	7
1:30	0	7	0	3	0	7	0	13	1	5	0	7
1:45	0	9	1	4	0	5	0	10	0	9	0	7
2:00	0	6	2	7	1	5	2	3	2	6	1	5
2:15	0	9	0	3	0	6	1	5	0	6	0	6
2:30	0	2	0	2	0	9	0	4	0	8	0	5
2:45	0	7	1	1	0	7	0	7	0	4	0	5
3:00	0	2	0	4	0	7	0	2	0	6	0	4
3:15	0	3	0	3	0	2	0	6	0	1	0	3
3:30	0	6	0	4	0	3	0	6	1	4	0	5
3:45	1	9	1	12	1	9	1	7	1	5	1	8
4:00	0	4	0	2	1	7	0	5	3	4	1	4
4:15	0	5	0	3	0	8	0	7	0	2	0	5
4:30	0	6	0	4	3	8	0	9	0	1	1	6
4:45	0	10	0	8	0	9	0	11	0	7	0	9
5:00	2	3	1	1	0	7	2	4	0	6	1	4
5:15	2	6	1	8	1	4	1	9	1	2	1	6
5:30	3	0	3	4	5	8	2	3	4	1	3	3
5:45	2	6	3	6	7	0	7	2	5	1	5	3
6:00	5	1	5	4	4	2	2	5	1	3	3	3
6:15	6	5	2	5	5	3	8	4	2	3	5	4
6:30	6	2	6	0	8	2	9	2	8	0	7	1
6:45	22	1	16	3	21	2	16	1	12	0	17	1
7:00	9	1	16	3	15	1	12	3	8	4	12	2
7:15	13	2	18	0	29	4	24	1	5	0	18	1
7:30	18	1	28	2	26	0	14	1	21	2	21	1
7:45	25	1	21	1	19	0	12	3	19	1	19	1
8:00	16	3	17	1	12	1	19	3	11	1	15	2
8:15	15	1	23	1	16	3	24	0	16	1	19	1
8:30	22	0	25	2	18	2	21	0	19	0	21	1
8:45	14	1	12	0	17	0	19	0	16	3	16	1
9:00	9	0	18	1	16	0	12	1	8	1	13	1
9:15	10	1	15	0	10	1	18	1	9	0	12	1
9:30	5	1	10	2	8	0	9	1	11	0	9	1
9:45	10	0	14	1	10	0	5	0	13	1	10	0
10:00	5	0	7	0	9	0	8	0	6	1	7	0
10:15	8	0	10	0	10	0	9	0	1	0	8	0
10:30	5	1	9	0	1	0	2	0	5	1	4	0
10:45	3	0	4	0	5	1	14	0	9	0	7	0
11:00	6	0	9	0	4	0	10	0	8	1	7	0
11:15	4	1	7	0	8	0	8	0	1	2	6	1
11:30	4	0	14	0	6	0	3	0	8	4	7	1
11:45	9	0	4	1	7	0	6	1	5	4	6	1
Totals	260	159	324	142	305	166	302	191	240	158	283	161
Day Total	419		466		471		493		398		444	
AM Pct	62.1%		69.5%		64.8%		61.3%		60.3%		63.7%	
Peak Hour	7:45	13:30	7:30	12:00	6:45	15:45	8:00	12:45	7:30	12:00	7:30	12:00
Peak Volume	78	31	89	27	91	32	83	42	67	38	74	29
P.H.F	0.7800	0.8611	0.7946	0.7500	0.7845	0.8889	0.8646	0.8077	0.7976	0.6333	0.8810	0.8056

AECOM												
7:00-8:00 AM	65		83		89		62		53		70	
7:15-8:15 AM	72		84		86		69		56		73	
7:30-8:30 AM	74		89		73		69		67		74	
7:45-8:45 AM	78		86		65		76		65		74	
8:00-9:00 AM	67		77		63		83		62		70	

4:00-5:00 AM		25		17		32		32		14		24
4:15-5:15 AM		24		16		32		31		16		24
4:30-5:30 AM		25		21		28		33		16		25
4:45-5:45 AM		19		21		28		27		16		22
5:00-6:00 AM		15		19		19		18		10		16

Client: AECOM SJ
 File Number: L-2A - WB-OUT
 Route: L-2A
 Location: L-2A

Site Ref: L-2A
 Direction: WB-OUT

Count Date	10/25/2021		10/26/2021		10/27/2021		10/28/2021		10/29/2021		Average	
Count Time	AM	PM	AM	PM	AM	PM	AM	PM	AM	PM	AM	PM
0:00	0	9	0	10	1	11	0	11	0	4	0	9
0:15	0	7	0	8	1	7	0	13	0	9	0	9
0:30	0	5	0	10	0	7	0	9	0	13	0	9
0:45	1	8	0	7	0	4	1	9	0	5	0	7
1:00	1	4	1	5	0	10	0	10	0	5	0	7
1:15	0	3	0	5	1	9	0	3	0	9	0	6
1:30	0	4	0	9	0	5	0	13	0	5	0	7
1:45	0	8	0	4	0	8	0	8	0	12	0	8
2:00	0	9	1	5	1	6	1	4	2	8	1	6
2:15	0	8	1	8	1	5	1	13	1	5	1	8
2:30	0	8	1	8	0	11	0	13	0	15	0	11
2:45	0	6	0	10	0	9	0	16	0	4	0	9
3:00	0	12	0	9	0	7	0	9	0	13	0	10
3:15	0	5	1	13	0	10	0	8	0	5	0	8
3:30	0	11	0	15	0	8	1	7	0	16	0	11
3:45	1	12	1	13	0	9	0	12	1	9	1	11
4:00	0	22	0	21	1	24	0	21	1	13	0	20
4:15	0	16	0	16	0	16	1	22	0	7	0	15
4:30	0	12	0	13	3	19	0	18	0	9	1	14
4:45	0	21	0	16	0	14	0	28	0	15	0	19
5:00	0	22	0	18	1	21	1	19	0	13	0	19
5:15	1	18	0	17	0	19	0	17	2	15	1	17
5:30	0	14	0	19	0	21	0	13	0	11	0	16
5:45	2	14	0	11	2	14	0	12	0	16	1	13
6:00	0	15	2	17	3	15	0	11	2	17	1	15
6:15	2	9	1	16	2	12	1	18	2	6	2	12
6:30	2	8	0	5	1	14	2	9	1	4	1	8
6:45	7	4	3	3	3	6	3	8	2	9	4	6
7:00	1	8	3	4	2	7	1	6	0	11	1	7
7:15	5	8	1	3	7	5	4	4	2	3	4	5
7:30	3	5	3	7	5	5	2	10	4	7	3	7
7:45	2	9	2	2	5	4	1	5	5	3	3	5
8:00	2	3	1	6	2	2	4	2	3	5	2	4
8:15	3	5	6	3	6	5	5	3	3	0	5	3
8:30	6	3	5	5	3	3	6	1	5	0	5	2
8:45	8	1	3	6	8	3	5	1	3	3	5	3
9:00	2	1	5	4	4	1	3	1	9	2	5	2
9:15	2	0	6	1	6	1	5	2	0	0	4	1
9:30	3	3	5	3	2	3	3	3	2	2	3	3
9:45	0	0	9	1	10	0	7	0	5	3	6	1
10:00	0	0	4	0	3	0	1	0	3	1	2	0
10:15	3	1	4	0	4	1	6	0	3	1	4	1
10:30	1	1	2	0	2	1	5	0	3	1	3	1
10:45	4	1	5	0	3	0	6	0	2	0	4	0
11:00	8	0	4	0	2	3	5	0	7	2	5	1
11:15	4	0	2	0	5	0	8	0	1	2	4	0
11:30	3	1	9	0	4	0	4	0	2	2	4	1
11:45	7	0	11	1	6	2	4	1	8	2	7	1
Totals	84	344	102	357	110	367	97	393	84	322	93	358
Day Total	428		459		477		490		406		451	
AM Pct	19.6%		22.2%		23.1%		19.8%		20.7%		20.6%	
Peak Hour	11:00	16:45	11:00	16:45	9:00	16:45	10:30	16:00	8:15	17:15	8:15	16:45
Peak Volume	22	75	26	70	22	75	24	89	20	59	20	71
P.H.F	0.6875	0.8523	0.5909	0.9211	0.5500	0.8929	0.7500	0.7946	0.5556	0.8676	1.0000	0.9342

AECOM												
7:00-8:00 AM	11		9		19		8		11		12	
7:15-8:15 AM	12		7		19		11		14		13	
7:30-8:30 AM	10		12		18		12		15		13	
7:45-8:45 AM	13		14		16		16		16		15	
8:00-9:00 AM	19		15		19		20		14		17	

4:00-5:00 AM		71		66		73		89		44		69
4:15-5:15 AM		71		63		70		87		44		67
4:30-5:30 AM		73		64		73		82		52		69
4:45-5:45 AM		75		70		75		77		54		70
5:00-6:00 AM		68		65		75		61		55		65

Client: AECOM SJ
 File Number: L-3B - EB-IN
 Route: L-3B
 Location: L-3B

Site Ref: L-3B
 Direction: EB-IN

Count Date	10/25/2021		10/26/2021		10/27/2021		10/28/2021		10/29/2021		Average	
Count Time	AM	PM	AM	PM	AM	PM	AM	PM	AM	PM	AM	PM
0:00	0	2	0	2	0	3	0	4	0	4	0	3
0:15	0	0	0	7	0	1	1	8	0	6	0	4
0:30	0	1	0	5	0	8	0	3	1	5	0	4
0:45	0	3	0	2	0	5	0	5	0	4	0	4
1:00	0	3	1	5	0	3	0	2	0	5	0	4
1:15	0	4	0	1	0	2	1	2	0	4	0	3
1:30	0	5	0	3	0	3	0	4	0	2	0	3
1:45	0	2	1	4	0	3	0	4	1	0	0	3
2:00	1	4	0	6	0	9	0	6	0	9	0	7
2:15	0	3	0	4	0	4	0	4	1	1	0	3
2:30	0	1	0	1	0	3	0	6	0	0	0	2
2:45	0	2	0	1	0	6	0	3	0	3	0	3
3:00	0	1	0	2	0	2	0	4	0	3	0	2
3:15	0	3	0	4	0	2	0	4	2	7	0	4
3:30	2	2	1	8	0	6	0	8	0	4	1	6
3:45	2	4	2	5	2	6	2	2	2	2	2	4
4:00	1	3	2	1	2	8	1	2	0	3	1	3
4:15	0	8	2	5	2	6	2	7	2	7	2	7
4:30	4	6	5	6	5	4	5	4	3	7	4	5
4:45	5	5	5	6	4	8	7	4	7	8	6	6
5:00	3	4	3	1	4	7	3	4	3	1	3	3
5:15	3	4	5	4	2	5	10	1	6	7	5	4
5:30	4	0	4	5	9	5	2	5	1	5	4	4
5:45	7	5	5	7	7	3	8	4	7	3	7	4
6:00	5	2	14	5	8	6	9	6	17	7	11	5
6:15	9	6	9	4	25	3	15	4	15	7	15	5
6:30	27	7	42	5	29	4	36	2	23	2	31	4
6:45	28	2	31	1	35	1	26	4	24	5	29	3
7:00	8	0	5	3	6	2	11	2	10	2	8	2
7:15	10	1	7	4	9	4	10	3	6	1	8	3
7:30	7	8	10	9	5	8	2	9	10	6	7	8
7:45	6	5	6	6	2	4	3	6	1	4	4	5
8:00	3	2	6	3	6	4	8	3	2	3	5	3
8:15	2	2	3	1	3	1	5	1	4	1	3	1
8:30	4	2	3	2	2	3	7	0	1	1	3	2
8:45	7	3	4	5	2	0	2	1	6	0	4	2
9:00	6	1	7	2	5	0	0	0	2	1	4	1
9:15	1	0	5	3	1	1	3	3	7	1	3	2
9:30	3	1	4	2	5	1	3	1	3	1	4	1
9:45	8	3	4	0	0	0	3	0	4	3	4	1
10:00	1	0	6	1	4	0	2	0	1	1	3	0
10:15	2	1	3	1	3	1	3	1	0	0	2	1
10:30	1	0	4	1	0	1	1	0	3	1	2	1
10:45	8	0	3	0	2	0	7	2	3	0	5	0
11:00	2	1	4	1	3	0	1	1	4	1	3	1
11:15	1	0	6	2	0	0	5	1	6	0	4	1
11:30	5	0	3	2	3	0	1	0	3	0	3	0
11:45	5	0	3	0	3	0	4	1	0	0	3	0
Totals	191	122	228	158	198	156	209	151	191	148	203	147
Day Total	313		386		354		360		339		350	
AM Pct	61.0%		59.1%		55.9%		58.1%		56.3%		58.0%	
Peak Hour	6:30	16:15	6:00	19:00	6:00	15:30	6:15	19:15	6:00	16:00	6:00	16:00
Peak Volume	73	23	96	22	97	26	88	21	79	25	86	21
P.H.F	0.6518	0.7188	0.5714	0.6111	0.6929	0.8125	0.6111	0.5833	0.8229	0.7813	0.6935	0.7500

AECOM												
7:00-8:00 AM	31		28		22		26		27		27	
7:15-8:15 AM	26		29		22		23		19		24	
7:30-8:30 AM	18		25		16		18		17		19	
7:45-8:45 AM	15		18		13		23		8		15	
8:00-9:00 AM	16		16		13		22		13		16	

4:00-5:00 AM		22		18		26		17		25		22
4:15-5:15 AM		23		18		25		19		23		22
4:30-5:30 AM		19		17		24		13		23		19
4:45-5:45 AM		13		16		25		14		21		18
5:00-6:00 AM		13		17		20		14		16		16

Client: AECOM SJ
 File Number: L-3B - WB-OUT
 Route: L-3B
 Location: L-3B

Site Ref: L-3B
 Direction: WB-OUT

Count Date	10/25/2021		10/26/2021		10/27/2021		10/28/2021		10/29/2021		Average	
Count Time	AM	PM	AM	PM	AM	PM	AM	PM	AM	PM	AM	PM
0:00	0	1	0	2	0	3	0	4	0	4	0	3
0:15	0	0	0	5	1	2	0	4	1	4	0	3
0:30	0	0	0	3	0	5	2	2	1	4	1	3
0:45	1	3	0	1	1	3	0	9	1	3	1	4
1:00	0	2	1	9	0	5	1	4	0	4	0	5
1:15	0	4	0	2	0	4	0	0	0	3	0	3
1:30	0	8	1	11	0	12	0	12	0	5	0	10
1:45	0	4	2	6	1	4	1	4	1	5	1	5
2:00	0	7	0	7	0	9	1	4	1	12	0	8
2:15	0	2	1	3	1	3	2	5	1	3	1	3
2:30	0	4	0	4	1	5	0	6	0	1	0	4
2:45	1	4	0	2	0	7	0	2	0	6	0	4
3:00	0	5	0	4	0	5	0	6	1	3	0	5
3:15	0	8	0	8	0	9	0	7	0	8	0	8
3:30	0	9	1	10	0	9	0	9	0	15	0	10
3:45	0	5	0	8	0	10	0	6	1	6	0	7
4:00	0	10	0	3	0	14	0	4	0	10	0	8
4:15	0	5	0	10	0	4	0	7	0	6	0	6
4:30	1	6	0	12	2	4	2	7	0	8	1	7
4:45	0	6	0	4	0	13	0	8	0	10	0	8
5:00	0	11	0	6	0	8	1	8	0	7	0	8
5:15	1	1	1	4	0	5	3	5	2	8	1	5
5:30	0	3	2	9	2	8	1	7	0	10	1	7
5:45	0	8	1	9	5	6	2	3	2	6	2	6
6:00	2	5	1	4	1	8	2	9	5	16	2	8
6:15	1	7	0	7	7	4	4	7	6	11	4	7
6:30	5	12	11	7	10	10	9	2	6	2	8	7
6:45	6	7	12	3	20	4	2	6	8	10	10	6
7:00	3	1	6	4	5	3	6	3	1	3	4	3
7:15	7	1	6	7	7	6	7	7	4	2	6	5
7:30	7	27	11	23	5	17	2	29	7	19	6	23
7:45	5	13	4	13	4	10	3	11	3	8	4	11
8:00	5	2	5	6	2	6	5	3	0	7	3	5
8:15	4	3	2	2	5	1	3	3	2	0	3	2
8:30	3	1	4	3	1	3	6	2	1	1	3	2
8:45	7	2	3	8	3	0	2	2	4	0	4	2
9:00	8	1	4	3	4	0	0	0	1	0	3	1
9:15	2	3	3	4	2	4	2	7	7	3	3	4
9:30	2	0	6	2	5	4	1	0	3	3	3	2
9:45	8	3	2	0	1	0	4	1	3	5	4	2
10:00	0	0	5	0	4	0	2	0	2	1	3	0
10:15	3	0	3	0	2	3	2	0	2	2	2	1
10:30	2	1	4	1	2	2	1	0	1	0	2	1
10:45	5	1	3	4	2	0	7	1	2	1	4	1
11:00	1	4	3	1	3	2	0	0	5	2	2	2
11:15	2	1	5	4	1	1	6	1	5	0	4	1
11:30	3	3	3	3	6	2	2	4	3	0	3	2
11:45	6	0	3	1	2	0	5	3	1	0	3	1
Totals	101	214	119	252	118	247	99	234	94	247	102	239
Day Total	315		371		365		333		341		341	
AM Pct	32.1%		32.1%		32.3%		29.7%		27.6%		29.9%	
Peak Hour	7:15	19:30	6:30	19:15	6:15	15:15	6:30	19:00	6:00	17:30	6:30	19:15
Peak Volume	24	45	35	49	42	42	24	50	25	43	28	44
P.H.F	0.8571	0.4167	0.7292	0.5326	0.5250	0.7500	0.6667	0.4310	0.7813	0.6719	0.7000	0.4783

AECOM												
7:00-8:00 AM	22		27		21		18		15		21	
7:15-8:15 AM	24		26		18		17		14		20	
7:30-8:30 AM	21		22		16		13		12		17	
7:45-8:45 AM	17		15		12		17		6		13	
8:00-9:00 AM	19		14		11		16		7		13	

4:00-5:00 AM		27		29		35		26		34		30
4:15-5:15 AM		28		32		29		30		31		30
4:30-5:30 AM		24		26		30		28		33		28
4:45-5:45 AM		21		23		34		28		35		28
5:00-6:00 AM		23		28		27		23		31		26

Client: AECOM SJ
 File Number: L-9A - EB-IN
 Route: L-9A
 Location: L-9A

Site Ref: L-9A
 Direction: EB-IN

Count Date	10/25/2021		10/26/2021		10/27/2021		10/28/2021		10/29/2021		Average	
Count Time	AM	PM	AM	PM	AM	PM	AM	PM	AM	PM	AM	PM
0:00	0	0	0	0	0	1	0	0	0	0	0	0
0:15	0	0	0	0	0	0	0	0	0	0	0	0
0:30	0	0	0	0	0	1	0	0	0	0	0	0
0:45	0	0	1	0	2	1	0	0	0	0	1	0
1:00	1	0	0	0	0	1	0	0	0	0	0	0
1:15	0	0	0	0	0	1	0	1	0	0	0	0
1:30	0	0	0	2	0	1	0	0	0	0	0	1
1:45	0	0	0	1	0	0	0	1	0	1	0	1
2:00	1	0	0	0	1	1	1	0	0	1	1	0
2:15	0	0	1	0	0	0	1	1	1	1	1	0
2:30	0	1	0	2	0	1	1	1	0	1	0	1
2:45	1	0	1	0	1	0	1	0	1	0	1	0
3:00	0	0	0	0	0	0	0	0	0	0	0	0
3:15	0	1	1	0	0	0	0	0	0	0	0	0
3:30	1	0	2	0	2	0	2	0	2	0	2	0
3:45	1	0	0	0	1	0	0	0	0	0	0	0
4:00	1	0	0	1	0	0	0	0	0	0	0	0
4:15	0	0	1	0	2	0	1	0	1	0	1	0
4:30	2	0	1	0	1	0	0	0	0	0	1	0
4:45	1	0	0	0	0	0	0	0	0	0	0	0
5:00	0	0	0	0	0	0	1	0	0	0	0	0
5:15	1	0	0	0	1	0	0	0	1	0	1	0
5:30	4	0	4	0	2	0	3	0	2	0	3	0
5:45	4	0	6	0	4	0	5	0	3	0	4	0
6:00	4	0	4	0	7	0	6	0	4	0	5	0
6:15	9	1	17	1	13	0	14	0	12	0	13	0
6:30	9	0	6	0	10	0	8	0	7	0	8	0
6:45	3	0	2	0	3	0	2	0	2	0	2	0
7:00	1	0	1	0	0	0	0	0	1	0	1	0
7:15	2	0	2	0	2	0	1	0	1	0	2	0
7:30	2	0	1	0	1	0	0	0	1	0	1	0
7:45	0	0	1	0	1	0	1	0	1	0	1	0
8:00	1	0	0	0	1	0	1	0	0	0	1	0
8:15	1	0	1	0	0	0	0	0	1	0	1	0
8:30	1	0	2	0	1	0	2	0	2	0	2	0
8:45	1	0	0	0	1	0	1	0	0	0	1	0
9:00	0	0	0	0	1	0	0	0	0	0	0	0
9:15	0	0	1	0	0	0	0	0	0	0	0	0
9:30	1	0	2	0	1	0	0	0	0	0	1	0
9:45	0	0	0	0	0	0	1	0	0	0	0	0
10:00	0	1	0	0	0	0	0	0	0	0	0	0
10:15	0	0	1	0	0	0	0	0	0	0	0	0
10:30	1	0	0	0	0	0	1	0	0	0	0	0
10:45	0	0	0	0	0	0	0	0	0	0	0	0
11:00	0	0	1	0	0	0	0	0	0	0	0	0
11:15	0	0	1	0	1	0	0	0	1	0	1	0
11:30	0	0	0	0	1	0	1	0	1	0	1	0
11:45	1	0	0	0	0	0	0	0	0	0	0	0
Totals	55	4	61	7	61	8	55	4	45	4	57	3
Day Total	59		68		69		59		49		60	
AM Pct	93.2%		89.7%		88.4%		93.2%		91.8%		95.0%	
Peak Hour	5:45	14:30	5:45	13:00	5:45	12:30	5:45	13:45	5:45	13:45	5:45	13:00
Peak Volume	26	2	33	3	34	4	33	3	26	4	30	2
P.H.F	0.7222	0.5000	0.4853	0.3750	0.6538	1.0000	0.5893	0.7500	0.5417	1.0000	0.5769	0.5000

AECOM

7:00-8:00 AM	5	5	4	2	4	4
7:15-8:15 AM	5	4	5	3	3	4
7:30-8:30 AM	4	3	3	2	3	3
7:45-8:45 AM	3	4	3	4	4	4
8:00-9:00 AM	4	3	3	4	3	3

4:00-5:00 AM	0	1	0	0	0	0
4:15-5:15 AM	0	0	0	0	0	0
4:30-5:30 AM	0	0	0	0	0	0
4:45-5:45 AM	0	0	0	0	0	0
5:00-6:00 AM	0	0	0	0	0	0

Client: AECOM SJ
 File Number: L-9A - WB-OUT
 Route: L-9A
 Location: L-9A

Site Ref: L-9A
 Direction: WB-OUT

Count Date	10/25/2021		10/26/2021		10/27/2021		10/28/2021		10/29/2021		Average	
Count Time	AM	PM	AM	PM	AM	PM	AM	PM	AM	PM	AM	PM
0:00	0	0	0	0	0	1	0	0	0	0	0	0
0:15	0	0	0	1	0	0	0	0	0	1	0	0
0:30	0	1	0	0	0	2	0	1	0	1	0	1
0:45	0	0	0	0	0	1	0	0	0	0	0	0
1:00	0	0	0	0	0	1	0	1	0	1	0	1
1:15	0	2	0	2	0	2	0	0	0	0	0	1
1:30	0	0	0	0	0	0	0	0	0	0	0	0
1:45	0	1	0	0	0	0	0	0	0	0	0	0
2:00	1	3	1	1	0	0	1	0	0	0	0	1
2:15	0	0	0	2	0	1	0	1	0	1	0	1
2:30	0	1	0	4	0	1	0	1	0	1	0	2
2:45	0	0	0	0	0	0	0	0	0	1	0	0
3:00	0	0	0	2	0	1	0	1	0	0	0	1
3:15	0	1	0	0	0	0	0	0	0	0	0	0
3:30	0	2	0	2	0	0	0	2	0	2	0	2
3:45	0	0	0	1	0	1	0	2	0	1	0	1
4:00	0	0	0	0	0	1	0	1	0	2	0	1
4:15	0	2	0	1	0	1	0	2	0	1	0	1
4:30	0	3	0	1	0	3	0	3	0	3	0	3
4:45	0	3	0	5	1	3	0	3	0	2	0	3
5:00	1	4	0	11	0	4	0	4	0	3	0	5
5:15	0	1	0	1	0	4	0	2	0	3	0	2
5:30	0	5	0	6	0	3	0	1	0	2	0	3
5:45	0	0	0	0	0	1	0	2	0	1	0	1
6:00	0	0	0	3	0	1	0	1	0	1	0	1
6:15	0	2	0	2	0	2	0	1	0	2	0	2
6:30	0	2	0	1	0	2	0	1	0	1	0	1
6:45	0	0	0	5	0	1	0	3	0	1	0	2
7:00	0	1	0	2	0	2	0	4	0	1	0	2
7:15	1	2	1	1	0	7	1	5	0	5	1	4
7:30	0	1	0	5	0	5	0	5	0	4	0	4
7:45	0	2	1	1	0	1	0	2	0	1	0	1
8:00	0	0	0	4	0	1	0	1	0	0	0	1
8:15	0	1	1	2	0	1	0	1	0	0	0	1
8:30	0	1	0	3	0	1	0	1	0	1	0	1
8:45	0	1	1	0	0	1	0	1	0	0	0	1
9:00	0	2	0	0	0	1	0	0	0	1	0	1
9:15	0	0	1	0	0	0	0	1	0	0	0	0
9:30	0	0	0	0	0	0	0	1	0	1	0	0
9:45	0	0	0	2	0	0	0	0	0	0	0	0
10:00	0	0	0	0	0	0	0	1	0	0	0	0
10:15	0	0	1	0	0	0	0	0	0	0	0	0
10:30	0	0	1	2	1	1	0	0	0	1	0	1
10:45	0	0	0	0	0	1	0	0	0	1	0	0
11:00	0	0	0	0	0	0	0	0	0	0	0	0
11:15	0	1	0	2	0	2	1	1	0	1	0	1
11:30	1	0	2	1	1	1	2	1	2	1	2	1
11:45	0	1	0	0	0	0	0	1	0	1	0	1
Totals	4	46	10	76	3	62	4	60	2	50	3	56
Day Total	50		86		65		64		52		59	
AM Pct	8.0%		11.6%		4.6%		6.3%		3.8%		5.1%	
Peak Hour	1:15	16:45	7:00	16:45	4:00	18:45	10:45	18:45	10:45	16:30	10:45	16:30
Peak Volume	1	13	2	23	1	15	3	17	2	11	2	13
P.H.F	0.2500	0.6500	0.5000	0.5227	0.2500	0.5357	0.3750	0.8500	0.2500	0.9167	0.2500	0.6500

AECOM

7:00-8:00 AM	1	2	0	1	0	1	0	1	0	1	0	1
7:15-8:15 AM	1	2	0	1	0	1	0	1	0	1	0	1
7:30-8:30 AM	0	2	0	0	0	0	0	0	0	0	0	0
7:45-8:45 AM	0	2	0	0	0	0	0	0	0	0	0	0
8:00-9:00 AM	0	2	0	0	0	0	0	0	0	0	0	0

4:00-5:00 AM	8	7	8	9	8	8	8	8	8	8	8	8
4:15-5:15 AM	12	18	11	12	9	12	12	9	11	9	12	12
4:30-5:30 AM	11	18	14	12	11	12	12	11	11	11	13	13
4:45-5:45 AM	13	23	14	10	10	10	10	10	10	10	14	14
5:00-6:00 AM	10	18	12	9	9	9	9	9	9	9	12	12

Client: AECOM SJ
 File Number: L-17A - NB-IN
 Route: L-17A
 Location: L-17A

Site Ref: L-17A
 Direction: NB-IN

Count Date	10/25/2021		10/26/2021		10/27/2021		10/28/2021		10/29/2021		Average	
Count Time	AM	PM	AM	PM	AM	PM	AM	PM	AM	PM	AM	PM
0:00	0	6	0	4	0	8	0	7	0	4	0	6
0:15	0	4	0	5	0	7	0	7	0	7	0	6
0:30	0	5	0	10	0	10	0	2	1	6	0	7
0:45	0	6	0	11	0	10	0	10	0	2	0	8
1:00	0	3	0	6	0	3	0	6	0	2	0	4
1:15	0	2	0	2	0	0	0	11	0	4	0	4
1:30	0	7	0	3	0	6	1	8	1	3	0	5
1:45	0	5	0	4	1	6	0	7	0	4	0	5
2:00	0	7	0	3	1	3	0	4	1	5	0	4
2:15	0	5	2	4	0	5	1	6	0	4	1	5
2:30	0	3	0	2	0	4	0	5	0	6	0	4
2:45	0	5	0	7	0	3	0	5	0	5	0	5
3:00	0	6	0	4	0	2	0	6	0	4	0	4
3:15	0	3	0	2	0	1	0	4	0	4	0	3
3:30	0	1	0	3	0	4	0	3	0	4	0	3
3:45	0	3	0	3	0	3	0	6	0	7	0	4
4:00	0	4	0	8	0	5	0	1	0	5	0	5
4:15	0	10	0	6	0	11	0	13	0	9	0	10
4:30	0	10	0	9	0	8	0	3	0	6	0	7
4:45	0	3	0	4	0	3	2	8	0	7	0	5
5:00	0	7	1	7	0	1	0	4	0	6	0	5
5:15	1	5	0	2	1	5	1	7	1	4	1	5
5:30	3	3	3	8	2	5	2	4	2	4	2	5
5:45	2	5	5	7	5	7	1	8	4	4	3	6
6:00	8	3	8	4	6	3	3	3	1	2	5	3
6:15	8	4	10	1	7	6	10	7	8	1	9	4
6:30	12	1	13	1	12	1	13	1	10	2	12	1
6:45	21	1	17	1	18	0	15	0	18	0	18	0
7:00	11	0	18	1	18	0	13	2	16	1	15	1
7:15	13	0	14	0	15	1	16	1	17	2	15	1
7:30	12	0	17	0	17	1	14	0	15	0	15	0
7:45	19	0	19	1	14	0	21	1	16	1	18	1
8:00	31	0	33	0	19	1	27	0	25	0	27	0
8:15	35	1	39	1	29	0	37	1	27	0	33	1
8:30	32	0	37	0	36	2	32	0	38	0	35	0
8:45	28	3	40	2	40	0	29	0	28	0	33	1
9:00	33	0	31	1	36	0	32	0	30	0	32	0
9:15	25	1	29	0	25	0	32	0	22	0	27	0
9:30	29	0	21	0	23	0	23	1	25	0	24	0
9:45	26	0	14	1	19	1	14	0	14	0	17	0
10:00	7	0	9	0	15	0	9	1	9	0	10	0
10:15	9	0	10	0	6	1	13	0	5	0	9	0
10:30	6	1	10	0	4	1	6	0	7	0	7	0
10:45	9	0	9	1	8	0	5	0	7	1	8	0
11:00	6	0	9	1	3	1	14	1	9	0	8	1
11:15	7	1	9	0	8	0	7	0	5	0	7	0
11:30	7	0	4	0	5	1	6	0	7	0	6	0
11:45	5	0	3	1	9	0	7	0	5	0	6	0
Totals	405	134	434	141	402	140	406	164	374	126	403	139
Day Total	539		575		542		570		500		542	
AM Pct	75.1%		75.5%		74.2%		71.2%		74.8%		74.4%	
Peak Hour	8:15	16:15	8:00	12:15	8:15	12:00	8:15	12:45	8:15	16:15	8:15	12:00
Peak Volume	128	30	149	32	141	35	130	35	123	28	133	27
P.H.F	0.9143	0.7500	0.9313	0.7273	0.8813	0.8750	0.8784	0.7955	0.8092	0.7778	0.9500	0.8438

AECOM

7:00-8:00 AM	55		68		64		64		64		63	
7:15-8:15 AM	75		83		65		78		73		75	
7:30-8:30 AM	97		108		79		99		83		93	
7:45-8:45 AM	117		128		98		117		106		113	
8:00-9:00 AM	126		149		124		125		118		128	

4:00-5:00 AM		27		27		27		25		27		27
4:15-5:15 AM		30		26		23		28		28		27
4:30-5:30 AM		25		22		17		22		23		22
4:45-5:45 AM		18		21		14		23		21		19
5:00-6:00 AM		20		24		18		23		18		21

Client: AECOM SJ
 File Number: L-17A - SB-OUT
 Route: L-17A
 Location: L-17A

Site Ref: L-17A
 Direction: SB-OUT

Count Date	10/25/2021		10/26/2021		10/27/2021		10/28/2021		10/29/2021		Average	
Count Time	AM	PM	AM	PM	AM	PM	AM	PM	AM	PM	AM	PM
0:00	0	4	0	5	1	7	1	7	0	9	0	6
0:15	0	5	2	7	0	3	0	7	0	4	0	5
0:30	0	3	0	5	0	5	0	7	2	10	0	6
0:45	0	4	0	9	0	6	0	10	0	8	0	7
1:00	0	7	0	9	0	11	0	4	0	8	0	8
1:15	0	3	0	4	0	4	0	11	0	6	0	6
1:30	1	4	0	6	0	6	0	4	0	6	0	5
1:45	0	11	0	4	1	6	1	6	0	5	0	6
2:00	0	5	1	6	2	4	1	6	1	6	1	5
2:15	0	9	1	5	0	8	0	12	2	7	1	8
2:30	0	6	0	13	1	9	0	8	0	7	0	9
2:45	0	8	0	6	0	6	2	6	0	13	0	8
3:00	0	16	0	10	0	9	0	13	0	8	0	11
3:15	0	15	0	15	0	23	0	19	0	12	0	17
3:30	0	13	0	13	0	15	1	17	0	10	0	14
3:45	0	17	0	13	0	11	0	11	0	11	0	13
4:00	0	15	0	18	2	16	0	17	0	20	0	17
4:15	0	21	0	20	0	18	0	20	0	11	0	18
4:30	0	21	1	21	0	29	0	24	1	23	0	24
4:45	0	23	0	20	0	25	0	17	0	21	0	21
5:00	0	18	0	25	0	16	0	22	0	19	0	20
5:15	0	19	0	30	0	19	0	35	0	25	0	26
5:30	0	24	0	26	0	29	0	25	0	21	0	25
5:45	1	21	1	29	0	22	0	22	1	20	1	23
6:00	0	20	0	17	0	16	0	10	2	18	0	16
6:15	1	16	0	25	0	18	2	17	1	13	1	18
6:30	0	22	0	14	0	18	1	15	1	20	0	18
6:45	2	10	2	7	2	11	0	8	0	7	1	9
7:00	1	5	1	8	2	7	1	13	2	8	1	8
7:15	0	7	0	7	1	9	0	6	1	8	0	7
7:30	1	3	1	2	1	8	0	6	0	2	1	4
7:45	0	5	0	3	1	3	3	2	8	9	2	4
8:00	8	7	5	5	5	0	1	1	3	3	4	3
8:15	3	3	7	2	7	2	7	3	6	2	6	2
8:30	6	4	2	2	5	2	8	0	6	1	5	2
8:45	10	3	9	1	13	0	4	2	9	2	9	2
9:00	10	0	8	1	8	7	2	1	4	1	6	2
9:15	10	3	9	2	6	0	8	1	6	2	8	2
9:30	4	2	5	6	2	1	6	6	8	3	5	4
9:45	3	0	7	2	4	2	7	1	2	0	5	1
10:00	5	1	5	1	7	1	4	4	5	1	5	2
10:15	3	2	2	1	1	1	3	2	3	1	2	1
10:30	3	2	8	1	3	0	3	1	1	0	4	1
10:45	5	0	6	0	3	0	6	1	4	2	5	1
11:00	3	0	9	0	4	1	5	0	4	0	5	0
11:15	5	0	8	2	1	0	7	1	1	1	4	1
11:30	5	1	8	1	3	1	4	0	9	1	6	1
11:45	6	2	4	0	2	1	6	1	10	1	6	1
Totals	96	410	112	429	88	416	94	432	103	396	94	418
Day Total	506		541		504		526		499		512	
AM Pct	19.0%		20.7%		17.5%		17.9%		20.6%		18.4%	
Peak Hour	8:30	16:45	8:45	17:00	8:15	16:30	9:15	17:00	8:45	16:30	8:30	17:00
Peak Volume	36	84	31	110	33	89	25	104	27	88	28	94
P.H.F	0.9000	0.8750	0.8611	0.9167	0.6346	0.7672	0.7813	0.7429	0.7500	0.8800	0.7778	0.9038

AECOM												
7:00-8:00 AM	2		2		5		4		11		5	
7:15-8:15 AM	9		6		8		4		12		8	
7:30-8:30 AM	12		13		14		11		17		13	
7:45-8:45 AM	17		14		18		19		23		18	
8:00-9:00 AM	27		23		30		20		24		25	

4:00-5:00 AM		80		79		88		78		75		80
4:15-5:15 AM		83		86		88		83		74		83
4:30-5:30 AM		81		96		89		98		88		90
4:45-5:45 AM		84		101		89		99		86		92
5:00-6:00 AM		82		110		86		104		85		93

Client: AECOM SJ
 File Number: L-18A - SB-IN
 Route: L-18A
 Location: L-18A

Site Ref: L-18A
 Direction: SB-IN

Count Date	10/25/2021		10/26/2021		10/27/2021		10/28/2021		10/29/2021		Average	
Count Time	AM	PM	AM	PM	AM	PM	AM	PM	AM	PM	AM	PM
0:00	0	5	0	3	0	7	0	3	0	1	0	4
0:15	0	4	0	8	0	3	0	7	0	2	0	5
0:30	2	4	0	1	0	8	0	3	0	1	0	3
0:45	0	1	0	4	0	8	2	9	0	1	0	5
1:00	0	3	0	1	1	4	0	3	0	3	0	3
1:15	0	0	0	3	0	1	0	2	0	5	0	2
1:30	0	3	0	2	0	0	0	1	0	0	0	1
1:45	0	2	0	2	0	0	0	5	0	0	0	2
2:00	0	2	0	2	0	1	0	5	0	1	0	2
2:15	0	3	0	3	0	5	0	3	0	3	0	3
2:30	0	1	0	3	0	1	0	3	0	6	0	3
2:45	0	2	0	2	0	1	0	3	0	4	0	2
3:00	0	1	0	3	0	1	0	0	0	0	0	1
3:15	0	7	0	9	0	7	0	4	0	5	0	6
3:30	0	2	0	3	0	4	0	0	0	2	0	2
3:45	0	7	0	8	1	6	0	10	0	9	0	8
4:00	0	3	0	5	0	2	1	4	0	3	0	3
4:15	0	6	0	10	0	3	0	7	2	5	0	6
4:30	0	3	0	2	0	5	0	9	0	6	0	5
4:45	2	7	1	12	1	9	3	6	2	7	2	8
5:00	5	3	1	7	2	6	1	8	2	3	2	5
5:15	6	6	6	6	7	7	5	8	6	4	6	6
5:30	7	5	7	7	12	3	9	6	4	5	8	5
5:45	9	5	6	8	8	11	11	7	10	9	9	8
6:00	3	4	17	3	14	7	13	5	9	1	11	4
6:15	11	1	28	0	26	8	18	2	14	1	19	2
6:30	21	1	27	4	27	2	23	0	14	1	22	2
6:45	8	0	19	3	14	1	17	0	24	0	16	1
7:00	14	2	5	0	9	4	7	0	12	1	9	1
7:15	18	1	14	1	7	2	12	1	7	0	12	1
7:30	7	0	13	0	8	1	8	0	15	1	10	0
7:45	7	0	11	1	12	2	16	1	10	0	11	1
8:00	8	2	11	0	9	0	14	0	10	0	10	0
8:15	7	1	9	0	8	0	6	0	12	2	8	1
8:30	3	0	8	1	6	0	13	1	7	0	7	0
8:45	19	0	16	0	17	1	7	0	19	0	16	0
9:00	7	0	11	0	6	0	5	0	5	1	7	0
9:15	7	0	6	0	4	0	7	0	7	0	6	0
9:30	7	0	12	0	6	0	5	0	7	0	7	0
9:45	5	0	2	0	4	0	7	0	6	0	5	0
10:00	7	1	3	0	5	0	4	0	1	0	4	0
10:15	3	0	8	1	4	0	7	0	5	0	5	0
10:30	1	0	4	0	4	0	1	0	3	0	3	0
10:45	1	0	5	0	6	0	9	0	5	0	5	0
11:00	0	0	6	0	1	0	4	0	2	0	3	0
11:15	2	0	9	1	4	2	2	1	6	1	5	1
11:30	4	0	6	1	8	0	9	0	3	0	6	0
11:45	3	0	4	0	7	0	4	0	7	0	5	0
Totals	204	98	275	130	248	133	250	127	236	94	239	112
Day Total	302		405		381		377		330		351	
AM Pct	67.5%		67.9%		65.1%		66.3%		71.5%		68.1%	
Peak Hour	6:30	16:45	6:00	16:45	6:00	17:30	6:00	16:30	6:15	15:45	6:00	16:15
Peak Volume	61	21	91	32	81	29	71	31	64	23	68	24
P.H.F	0.7262	0.7500	0.8125	0.6667	0.7500	0.6591	0.7717	0.8611	0.6667	0.6389	0.7727	0.7500

AECOM

7:00-8:00 AM	46		43		36		43		44		42	
7:15-8:15 AM	40		49		36		50		42		43	
7:30-8:30 AM	29		44		37		44		47		40	
7:45-8:45 AM	25		39		35		49		39		37	
8:00-9:00 AM	37		44		40		40		48		42	

4:00-5:00 AM		19		29		19		26		21		23
4:15-5:15 AM		19		31		23		30		21		25
4:30-5:30 AM		19		27		27		31		20		25
4:45-5:45 AM		21		32		25		28		19		25
5:00-6:00 AM		19		28		27		29		21		25

Client: AECOM SJ
 File Number: L-18A - NB-OUT
 Route: L-18A
 Location: L-18A

Site Ref: L-18A
 Direction: NB-OUT

Count Date	10/25/2021		10/26/2021		10/27/2021		10/28/2021		10/29/2021		Average	
Count Time	AM	PM	AM	PM	AM	PM	AM	PM	AM	PM	AM	PM
0:00	0	0	0	2	2	5	0	5	1	2	1	3
0:15	0	4	0	2	0	3	0	7	0	0	0	3
0:30	0	3	0	0	1	1	1	1	0	1	0	1
0:45	0	1	0	1	0	4	0	3	0	5	0	3
1:00	0	1	0	1	0	6	0	3	0	3	0	3
1:15	0	1	0	4	3	1	0	0	0	1	1	1
1:30	0	3	0	0	0	0	0	2	0	2	0	1
1:45	0	1	0	2	0	0	0	1	0	1	0	1
2:00	0	1	0	0	0	2	0	3	0	4	0	2
2:15	0	6	0	3	2	5	0	4	0	5	0	5
2:30	0	5	0	2	0	0	0	4	0	3	0	3
2:45	0	3	1	2	0	1	0	1	0	5	0	2
3:00	0	2	0	3	0	4	0	9	0	3	0	4
3:15	0	14	0	10	0	11	0	4	0	7	0	9
3:30	0	5	0	7	0	9	0	7	0	11	0	8
3:45	0	8	1	9	0	12	0	10	1	8	0	9
4:00	0	7	0	6	0	11	1	13	0	7	0	9
4:15	0	3	0	9	0	3	0	11	0	12	0	8
4:30	0	11	0	9	0	5	0	4	0	8	0	7
4:45	1	6	2	17	0	9	1	23	1	12	1	13
5:00	2	9	0	7	0	5	2	7	2	10	1	8
5:15	0	10	2	13	3	11	2	11	0	10	1	11
5:30	1	10	5	4	5	18	0	13	0	3	2	10
5:45	4	1	2	8	3	5	4	7	0	11	3	6
6:00	1	4	3	8	2	11	1	8	7	10	3	8
6:15	2	6	3	9	4	7	5	9	2	5	3	7
6:30	1	3	7	11	3	17	5	8	3	7	4	9
6:45	1	2	0	11	2	8	3	9	2	7	2	7
7:00	1	16	1	5	0	5	3	4	2	5	1	7
7:15	5	3	1	9	1	2	0	2	2	19	2	7
7:30	1	11	4	8	5	7	3	9	2	4	3	8
7:45	4	3	0	4	0	14	2	10	2	2	2	7
8:00	0	3	3	3	1	3	3	3	3	3	2	3
8:15	1	5	4	2	3	4	5	0	3	0	3	2
8:30	1	2	1	4	1	1	1	1	1	1	1	2
8:45	1	0	1	0	0	4	2	0	2	2	1	1
9:00	1	0	6	2	0	2	1	1	2	1	2	1
9:15	2	4	3	2	1	1	1	1	6	2	3	2
9:30	2	0	3	3	4	1	0	2	1	3	2	2
9:45	1	2	0	0	3	2	2	2	6	1	2	1
10:00	5	1	3	1	3	0	0	0	2	1	3	1
10:15	0	0	2	2	3	1	2	2	0	2	1	1
10:30	0	0	7	0	1	2	0	0	1	0	2	0
10:45	0	0	4	0	5	0	5	0	1	0	3	0
11:00	5	0	3	0	1	0	5	2	1	0	3	0
11:15	1	0	3	3	4	1	2	0	2	3	2	1
11:30	5	0	5	1	2	0	5	0	2	0	4	0
11:45	1	0	3	1	3	0	6	0	7	1	4	0
Totals	50	180	83	210	71	224	73	226	67	213	68	207
Day Total	230		293		295		299		280		275	
AM Pct	21.7%		28.3%		24.1%		24.4%		23.9%		24.7%	
Peak Hour	11:00	16:30	10:30	16:30	5:30	17:15	11:00	16:45	9:00	16:15	5:45	16:45
Peak Volume	12	36	17	46	14	45	18	54	15	42	13	42
P.H.F	0.6000	0.8182	0.6071	0.6765	0.7000	0.6250	0.7500	0.5870	0.6250	0.8750	0.8125	0.8077

AECOM												
7:00-8:00 AM	11		6		6		8		8		8	
7:15-8:15 AM	10		8		7		8		9		8	
7:30-8:30 AM	6		11		9		13		10		10	
7:45-8:45 AM	6		8		5		11		9		8	
8:00-9:00 AM	3		9		5		11		9		7	

4:00-5:00 AM		27		41		28		51		39		37
4:15-5:15 AM		29		42		22		45		42		36
4:30-5:30 AM		36		46		30		45		40		39
4:45-5:45 AM		35		41		43		54		35		42
5:00-6:00 AM		30		32		39		38		34		35

Client: AECOM SJ
 File Number: L-18B - SB-IN
 Route: L-18B
 Location: L-18B

Site Ref: L-18B
 Direction: SB-IN

Count Date	10/25/2021		10/26/2021		10/27/2021		10/28/2021		10/29/2021		Average	
Count Time	AM	PM	AM	PM	AM	PM	AM	PM	AM	PM	AM	PM
0:00	0	6	0	12	0	5	3	6	0	8	1	7
0:15	0	3	0	6	0	4	0	5	0	3	0	4
0:30	0	4	0	10	0	4	0	12	0	4	0	7
0:45	0	6	0	7	2	8	0	6	0	1	0	6
1:00	0	10	0	6	0	3	0	5	0	1	0	5
1:15	0	7	0	3	0	4	0	2	0	5	0	4
1:30	0	3	0	4	0	4	0	0	0	1	0	2
1:45	0	2	0	1	0	4	0	1	0	4	0	2
2:00	0	2	0	0	0	5	0	3	0	2	0	2
2:15	0	4	0	6	0	8	0	3	0	4	0	5
2:30	0	0	0	3	0	3	0	1	0	0	0	1
2:45	0	4	0	3	0	0	0	2	0	4	0	3
3:00	0	3	0	4	0	0	0	2	0	6	0	3
3:15	0	6	0	5	0	5	0	2	0	7	0	5
3:30	0	4	0	9	2	6	0	6	2	4	1	6
3:45	2	6	2	2	0	4	0	3	2	1	1	3
4:00	0	7	0	3	0	7	1	3	0	0	0	4
4:15	0	0	0	1	0	2	0	3	0	2	0	2
4:30	0	2	0	3	0	2	0	1	0	7	0	3
4:45	0	4	1	1	0	0	0	6	1	1	0	2
5:00	0	4	0	1	0	3	0	4	3	2	1	3
5:15	1	4	0	0	2	4	0	5	1	3	1	3
5:30	0	4	0	3	0	8	2	1	3	3	1	4
5:45	4	2	5	2	3	4	4	0	2	1	4	2
6:00	0	2	2	3	2	4	2	2	5	1	2	2
6:15	9	3	9	4	10	2	5	3	7	0	8	2
6:30	7	4	5	5	6	2	10	7	9	8	7	5
6:45	4	0	10	5	10	2	6	2	5	0	7	2
7:00	6	1	13	7	7	3	10	0	8	4	9	3
7:15	4	3	11	4	7	4	10	6	4	2	7	4
7:30	10	0	15	2	5	2	6	2	9	0	9	1
7:45	9	4	8	1	12	5	5	4	8	4	8	4
8:00	10	0	14	2	3	0	4	2	8	3	8	1
8:15	9	1	7	1	11	2	12	3	14	2	11	2
8:30	6	2	6	2	7	1	7	3	6	1	6	2
8:45	9	0	6	0	19	0	14	0	12	1	12	0
9:00	11	0	8	0	10	0	10	0	5	0	9	0
9:15	9	0	5	0	11	0	5	0	5	0	7	0
9:30	4	0	1	0	8	0	6	0	5	0	5	0
9:45	9	1	3	0	9	3	10	0	4	0	7	1
10:00	9	0	3	0	2	0	8	0	8	0	6	0
10:15	5	0	3	0	9	0	5	0	8	0	6	0
10:30	12	2	0	0	1	0	1	0	2	0	3	0
10:45	2	0	2	0	8	1	7	0	9	0	6	0
11:00	7	0	7	0	10	0	6	0	10	0	8	0
11:15	5	0	4	0	3	0	7	0	10	0	6	0
11:30	8	0	10	0	7	0	7	1	2	0	7	0
11:45	1	0	6	0	10	0	5	0	2	0	5	0
Totals	172	120	166	131	196	128	178	117	179	100	179	117
Day Total	292		297		324		295		279		296	
AM Pct	58.9%		55.9%		60.5%		60.3%		64.2%		60.5%	
Peak Hour	7:30	12:30	6:45	12:00	8:45	15:15	8:15	12:00	8:00	14:45	8:15	12:00
Peak Volume	38	27	49	35	48	22	43	29	40	21	38	24
P.H.F	0.9500	0.6750	0.8167	0.7292	0.6316	0.7857	0.7679	0.6042	0.7143	0.7500	0.7917	0.8571

AECOM												
7:00-8:00 AM	29		47		31		31		29		33	
7:15-8:15 AM	33		48		27		25		29		32	
7:30-8:30 AM	38		44		31		27		39		36	
7:45-8:45 AM	34		35		33		28		36		33	
8:00-9:00 AM	34		33		40		37		40		37	

4:00-5:00 AM		13		8		11		13		10		11
4:15-5:15 AM		10		6		7		14		12		10
4:30-5:30 AM		14		5		9		16		13		11
4:45-5:45 AM		16		5		15		16		9		12
5:00-6:00 AM		14		6		19		10		9		12

Client: AECOM SJ
 File Number: L-18B - NB-OUT
 Route: L-18B
 Location: L-18B

Site Ref: L-18B
 Direction: NB-OUT

Count Date	10/25/2021		10/26/2021		10/27/2021		10/28/2021		10/29/2021		Average	
Count Time	AM	PM	AM	PM	AM	PM	AM	PM	AM	PM	AM	PM
0:00	0	1	0	2	0	6	1	1	0	4	0	3
0:15	0	0	0	3	0	2	0	4	0	0	0	2
0:30	0	0	3	2	3	3	0	5	0	2	1	2
0:45	0	4	0	3	0	0	0	5	0	1	0	3
1:00	0	1	0	1	0	0	0	0	0	1	0	1
1:15	1	2	0	2	0	0	1	5	0	2	0	2
1:30	0	0	0	0	0	4	0	4	1	1	0	2
1:45	0	0	0	4	0	0	0	0	1	3	0	1
2:00	0	3	0	3	0	1	0	1	0	2	0	2
2:15	0	2	0	5	0	1	0	3	0	0	0	2
2:30	0	2	0	0	0	3	0	3	0	3	0	2
2:45	0	2	0	8	0	5	0	4	0	0	0	4
3:00	0	1	0	5	0	6	0	5	0	1	0	4
3:15	0	3	0	1	0	3	0	2	0	3	0	2
3:30	0	4	0	0	0	2	0	8	0	4	0	4
3:45	0	3	0	4	0	8	2	2	0	0	0	3
4:00	0	5	0	2	0	3	0	0	0	5	0	3
4:15	0	3	0	8	0	8	0	2	0	5	0	5
4:30	0	9	0	8	0	4	0	1	1	2	0	5
4:45	0	4	0	5	3	5	0	0	0	3	1	3
5:00	0	6	0	4	0	11	0	6	0	2	0	6
5:15	0	13	0	10	0	8	0	6	0	3	0	8
5:30	0	8	0	4	3	7	3	1	0	3	1	5
5:45	0	5	0	5	0	5	0	1	0	2	0	4
6:00	0	4	2	9	0	0	0	2	0	1	0	3
6:15	0	4	0	4	0	4	0	4	0	9	0	5
6:30	0	6	0	5	1	9	0	5	0	4	0	6
6:45	0	0	0	5	0	6	0	0	0	0	0	2
7:00	2	6	2	2	3	1	1	2	1	0	2	2
7:15	0	2	0	5	0	2	0	11	0	5	0	5
7:30	0	2	1	5	0	0	0	4	0	1	0	2
7:45	0	2	1	5	2	2	2	4	0	0	1	3
8:00	0	2	1	1	0	0	0	3	2	0	1	1
8:15	1	2	0	1	0	4	2	1	1	3	1	2
8:30	0	3	0	0	2	0	1	0	0	1	1	1
8:45	0	2	2	2	2	0	1	3	0	2	1	2
9:00	1	1	0	0	0	0	0	0	1	1	0	0
9:15	1	0	2	0	0	0	2	1	0	2	1	1
9:30	3	0	0	1	0	0	0	2	0	0	1	1
9:45	0	2	1	0	1	1	2	3	0	0	1	1
10:00	0	1	0	0	0	0	2	0	0	0	0	0
10:15	0	0	2	4	0	0	0	0	0	0	0	1
10:30	0	2	3	2	0	0	0	0	1	3	1	1
10:45	0	0	0	2	0	2	1	0	0	1	0	1
11:00	2	0	2	0	2	0	0	0	0	0	1	0
11:15	0	0	6	0	0	0	0	0	5	0	2	0
11:30	0	0	0	0	3	0	0	0	2	0	1	0
11:45	0	2	0	0	3	0	1	0	2	0	1	0
Totals	11	124	28	142	28	126	22	114	18	85	19	118
Day Total	135		170		154		136		103		137	
AM Pct	8.1%		16.5%		18.2%		16.2%		17.5%		13.9%	
Peak Hour	8:45	16:30	10:30	17:15	11:00	16:45	9:15	19:15	11:00	17:45	11:00	17:00
Peak Volume	5	32	11	28	8	31	6	22	9	16	5	23
P.H.F	0.4167	0.6154	0.4583	0.7000	0.6667	0.7045	0.7500	0.5000	0.4500	0.4444	0.6250	0.7188

AECOM												
7:00-8:00 AM	2		4		5		3		1		3	
7:15-8:15 AM	0		3		2		2		2		2	
7:30-8:30 AM	1		3		2		4		3		3	
7:45-8:45 AM	1		2		4		5		3		3	
8:00-9:00 AM	1		3		4		4		3		3	

4:00-5:00 AM		21		23		20		3		15		16
4:15-5:15 AM		22		25		28		9		12		19
4:30-5:30 AM		32		27		28		13		10		22
4:45-5:45 AM		31		23		31		13		11		22
5:00-6:00 AM		32		23		31		14		10		22

Client: AECOM SJ
 File Number: L-18C - SB-IN
 Route: L-18C
 Location: L-18C

Site Ref: L-18C
 Direction: SB-IN

Count Date	10/25/2021		10/26/2021		10/27/2021		10/28/2021		10/29/2021		Average	
Count Time	AM	PM	AM	PM	AM	PM	AM	PM	AM	PM	AM	PM
0:00	0	2	0	0	1	8	2	7	0	8	1	5
0:15	0	3	0	6	0	9	0	9	0	2	0	6
0:30	1	14	0	9	0	9	0	4	0	11	0	9
0:45	0	12	0	13	1	14	2	6	0	5	1	10
1:00	0	9	0	15	0	5	0	8	0	6	0	9
1:15	0	7	0	3	0	8	0	4	0	4	0	5
1:30	0	0	0	5	0	4	0	5	1	5	0	4
1:45	0	8	0	8	0	3	0	6	0	9	0	7
2:00	0	8	0	6	0	8	0	1	0	5	0	6
2:15	0	5	2	7	1	3	1	2	2	2	1	4
2:30	0	6	0	3	0	6	0	7	0	5	0	5
2:45	0	2	0	2	0	5	0	3	1	7	0	4
3:00	0	6	0	6	1	5	0	11	0	9	0	7
3:15	0	5	0	7	0	7	0	5	2	9	0	7
3:30	0	6	0	2	0	4	0	7	0	2	0	4
3:45	0	2	0	3	0	7	0	8	0	8	0	6
4:00	0	6	0	7	0	7	0	7	0	7	0	7
4:15	1	3	0	3	0	6	0	5	0	6	0	5
4:30	0	8	0	9	0	4	1	2	0	5	0	6
4:45	5	6	1	4	1	3	1	9	2	6	2	6
5:00	0	3	0	10	1	4	0	6	0	7	0	6
5:15	1	5	6	2	1	8	2	3	3	8	3	5
5:30	1	3	3	8	10	6	5	8	2	3	4	6
5:45	5	3	5	7	3	4	3	5	5	4	4	5
6:00	3	10	9	6	7	11	8	2	8	5	7	7
6:15	10	2	11	4	8	3	14	3	9	5	10	3
6:30	12	3	2	1	10	4	13	1	4	4	8	3
6:45	12	0	8	3	10	1	7	0	16	1	11	1
7:00	9	5	10	9	8	3	7	4	8	1	8	4
7:15	12	4	6	3	9	2	4	6	11	3	8	4
7:30	12	2	7	4	7	2	8	5	5	4	8	3
7:45	19	4	14	1	10	1	10	4	9	2	12	2
8:00	12	3	13	3	8	3	16	1	14	2	13	2
8:15	10	2	9	0	15	2	12	1	9	5	11	2
8:30	11	1	14	2	14	0	8	0	15	0	12	1
8:45	13	3	8	0	6	0	17	0	12	1	11	1
9:00	3	1	14	3	11	0	4	3	14	1	9	2
9:15	12	2	12	2	6	2	9	0	15	2	11	2
9:30	8	2	5	1	5	1	15	0	8	1	8	1
9:45	8	1	7	0	13	0	8	2	9	2	9	1
10:00	1	0	10	0	8	0	4	0	6	0	6	0
10:15	5	0	11	0	5	0	11	0	9	0	8	0
10:30	6	0	8	0	6	2	5	0	9	0	7	0
10:45	2	0	8	2	2	0	8	0	6	0	5	0
11:00	5	0	9	0	7	0	7	0	5	0	7	0
11:15	4	0	9	1	4	0	7	0	3	1	5	0
11:30	4	0	6	1	5	0	8	0	10	1	7	0
11:45	8	0	5	0	5	0	8	0	6	0	6	0
Totals	215	177	232	191	209	184	235	170	238	184	223	183
Day Total	392		423		393		405		422		406	
AM Pct	54.8%		54.8%		53.2%		58.0%		56.4%		54.9%	
Peak Hour	7:15	12:30	7:45	12:15	7:45	12:00	8:00	15:00	8:30	14:30	7:45	12:15
Peak Volume	55	42	50	43	47	40	53	31	56	30	48	34
P.H.F	0.7237	0.7500	0.8929	0.7167	0.7833	0.7143	0.7794	0.7045	0.9333	0.8333	0.9231	0.8500

AECOM												
7:00-8:00 AM	52		37		34		29		33		37	
7:15-8:15 AM	55		40		34		38		39		41	
7:30-8:30 AM	53		43		40		46		37		44	
7:45-8:45 AM	52		50		47		46		47		48	
8:00-9:00 AM	46		44		43		53		50		47	

4:00-5:00 AM		23		23		20		23		24		23
4:15-5:15 AM		20		26		17		22		24		22
4:30-5:30 AM		22		25		19		20		26		22
4:45-5:45 AM		17		24		21		26		24		22
5:00-6:00 AM		14		27		22		22		22		21

Client: AECOM SJ
 File Number: L-18C - NB-OUT
 Route: L-18C
 Location: L-18C

Site Ref: L-18C
 Direction: NB-OUT

Count Date	10/25/2021		10/26/2021		10/27/2021		10/28/2021		10/29/2021		Average	
Count Time	AM	PM	AM	PM	AM	PM	AM	PM	AM	PM	AM	PM
0:00	0	3	4	18	1	11	2	14	0	10	1	11
0:15	0	16	0	9	0	8	0	11	0	4	0	10
0:30	2	11	0	15	0	18	0	6	0	14	0	13
0:45	0	10	0	11	2	16	2	10	0	9	1	11
1:00	0	8	0	14	2	5	0	15	0	12	0	11
1:15	0	8	2	1	0	6	0	3	0	4	0	4
1:30	0	13	0	10	0	13	0	4	0	7	0	9
1:45	0	8	0	6	0	3	0	8	0	16	0	8
2:00	0	12	0	8	0	11	0	11	0	10	0	10
2:15	0	8	0	11	1	10	3	10	0	4	1	9
2:30	0	14	0	5	0	11	0	7	0	19	0	11
2:45	0	8	0	11	0	6	0	6	2	13	0	9
3:00	0	8	0	14	2	15	0	21	0	11	0	14
3:15	0	22	2	18	0	26	0	22	1	30	1	24
3:30	0	15	0	8	0	19	0	19	0	17	0	16
3:45	2	23	1	23	0	22	0	20	1	22	1	22
4:00	0	11	0	27	0	15	0	25	0	10	0	18
4:15	0	22	0	20	0	19	2	27	0	25	0	23
4:30	0	16	0	29	0	15	0	7	0	18	0	17
4:45	2	19	2	14	2	21	4	26	2	22	2	20
5:00	2	12	2	22	4	20	1	21	6	26	3	20
5:15	7	22	5	26	6	16	5	20	4	20	5	21
5:30	1	12	1	17	4	22	3	29	2	15	2	19
5:45	6	19	3	26	7	25	5	23	4	19	5	22
6:00	8	18	5	21	6	24	5	17	6	19	6	20
6:15	7	15	6	14	5	18	6	14	5	12	6	15
6:30	5	14	5	12	6	11	9	18	0	19	5	15
6:45	6	7	3	6	7	14	2	9	8	10	5	9
7:00	8	14	4	15	5	10	4	9	4	7	5	11
7:15	8	20	7	11	6	10	5	25	8	6	7	14
7:30	8	5	2	15	6	9	8	13	1	8	5	10
7:45	18	9	12	11	10	13	8	7	8	6	11	9
8:00	10	4	7	9	3	14	18	9	7	6	9	8
8:15	7	5	6	5	13	13	8	4	13	7	9	7
8:30	5	0	12	0	4	5	5	2	5	2	6	2
8:45	8	8	7	4	12	3	11	3	8	6	9	5
9:00	7	2	15	9	10	5	7	2	10	1	10	4
9:15	5	2	6	7	0	8	3	8	6	0	4	5
9:30	6	6	8	4	7	10	12	1	7	1	8	4
9:45	4	2	5	0	5	2	5	1	6	3	5	2
10:00	2	1	7	5	3	0	5	0	5	2	4	2
10:15	5	0	6	0	7	2	5	0	6	0	6	0
10:30	6	0	9	1	4	3	0	0	11	0	6	1
10:45	5	0	8	4	6	5	11	4	13	0	9	3
11:00	8	0	10	0	11	0	12	0	8	0	10	0
11:15	10	0	21	1	9	0	10	0	8	5	12	1
11:30	12	0	9	1	12	3	11	0	4	1	10	1
11:45	7	3	7	0	4	2	3	0	9	0	6	1
Totals	197	455	209	518	192	537	200	511	188	478	195	501
Day Total	652		727		729		711		666		696	
AM Pct	30.2%		28.7%		26.3%		28.1%		28.2%		28.0%	
Peak Hour	7:15	15:45	10:30	15:45	8:15	17:30	10:45	16:45	10:30	16:15	10:45	17:00
Peak Volume	44	72	48	99	39	89	44	96	40	91	41	82
P.H.F	0.6111	0.7826	0.5714	0.8534	0.7500	0.8900	0.9167	0.8276	0.7692	0.8750	0.8542	0.9318

AECOM

7:00-8:00 AM	42		25		27		25		21		28	
7:15-8:15 AM	44		28		25		39		24		32	
7:30-8:30 AM	43		27		32		42		29		35	
7:45-8:45 AM	40		37		30		39		33		36	
8:00-9:00 AM	30		32		32		42		33		34	

4:00-5:00 AM		68		90		70		85		75		78
4:15-5:15 AM		69		85		75		81		91		80
4:30-5:30 AM		69		91		72		74		86		78
4:45-5:45 AM		65		79		79		96		83		80
5:00-6:00 AM		65		91		83		93		80		82

Client: AECOM SJ
 File Number: L-20A - SB-IN
 Route: L-20A
 Location: L-20A

Site Ref: L-20A
 Direction: SB-IN

Count Date	10/25/2021		10/26/2021		10/27/2021		10/28/2021		10/29/2021		Average	
Count Time	AM	PM	AM	PM	AM	PM	AM	PM	AM	PM	AM	PM
0:00	0	1	0	6	0	6	0	2	0	1	0	3
0:15	0	2	0	4	0	2	0	6	0	5	0	4
0:30	0	1	0	6	0	3	0	3	2	1	0	3
0:45	0	2	0	2	0	4	0	4	0	1	0	3
1:00	0	1	0	3	2	1	0	1	0	4	0	2
1:15	0	1	0	2	0	1	0	0	0	0	0	1
1:30	0	0	0	2	0	3	0	1	0	1	0	1
1:45	0	0	0	0	0	2	0	2	0	0	0	1
2:00	0	0	0	0	0	1	0	1	0	0	0	0
2:15	0	0	0	0	0	1	0	0	0	1	0	0
2:30	0	2	0	2	0	1	0	0	0	1	0	1
2:45	0	1	0	1	0	2	0	1	0	1	0	1
3:00	0	1	0	2	0	1	0	0	0	0	0	1
3:15	0	1	0	0	0	2	0	1	0	1	0	1
3:30	0	1	0	3	2	0	0	2	0	3	0	2
3:45	0	2	0	2	0	1	0	2	1	1	0	2
4:00	1	0	0	0	2	0	0	2	0	0	1	0
4:15	0	2	1	2	0	2	0	1	0	2	0	2
4:30	0	2	0	0	0	0	0	2	0	1	0	1
4:45	0	0	0	4	1	3	0	3	0	0	0	2
5:00	0	2	0	2	0	1	0	3	0	1	0	2
5:15	0	1	0	1	0	5	0	3	0	7	0	3
5:30	0	1	0	1	2	0	1	2	2	6	1	2
5:45	1	1	0	1	2	2	2	2	0	0	1	1
6:00	5	1	5	0	5	2	4	1	0	1	4	1
6:15	5	2	4	2	2	2	2	5	2	0	3	2
6:30	4	1	0	0	0	1	1	0	2	1	1	1
6:45	0	0	1	1	3	1	0	1	1	2	1	1
7:00	1	2	0	1	1	0	0	2	0	1	0	1
7:15	1	0	3	1	1	0	3	0	1	0	2	0
7:30	2	0	1	0	0	0	1	1	1	0	1	0
7:45	0	0	0	1	0	1	2	0	0	0	0	0
8:00	2	0	3	0	1	1	0	0	3	0	2	0
8:15	2	3	2	2	2	1	2	1	2	0	2	1
8:30	2	0	0	0	3	0	3	3	1	0	2	1
8:45	1	0	3	0	2	0	1	0	2	0	2	0
9:00	2	1	3	1	0	1	2	0	2	1	2	1
9:15	3	2	3	2	5	2	2	2	4	1	3	2
9:30	5	0	2	0	5	0	4	0	3	1	4	0
9:45	3	0	5	0	5	0	2	0	0	2	3	0
10:00	3	0	5	0	3	0	3	0	1	1	3	0
10:15	0	0	3	2	3	0	3	0	3	0	2	0
10:30	1	0	8	0	3	0	3	0	1	0	3	0
10:45	6	0	6	0	1	0	5	0	0	0	4	0
11:00	3	0	10	0	10	0	8	0	1	1	6	0
11:15	2	0	7	0	3	0	4	0	2	0	4	0
11:30	2	2	4	1	4	0	1	0	1	0	2	1
11:45	2	0	5	0	5	0	2	0	2	0	3	0
Totals	59	39	84	60	78	56	61	60	40	50	62	51
Day Total	98		144		134		121		90		113	
AM Pct	60.2%		58.3%		58.2%		50.4%		44.4%		54.9%	
Peak Hour	5:45	12:00	10:30	12:00	11:00	12:00	10:30	12:00	8:45	16:45	10:30	12:00
Peak Volume	15	6	31	18	22	15	20	15	11	14	17	13
P.H.F	0.7500	0.7500	0.7750	0.7500	0.5500	0.6250	0.6250	0.6250	0.6875	0.5000	0.7083	0.8125

AECOM												
7:00-8:00 AM	4		4		2		6		2		4	
7:15-8:15 AM	5		7		2		6		5		5	
7:30-8:30 AM	6		6		3		5		6		5	
7:45-8:45 AM	6		5		6		7		6		6	
8:00-9:00 AM	7		8		8		6		8		7	

4:00-5:00 AM		4		6		5		8		3		5
4:15-5:15 AM		6		8		6		9		4		7
4:30-5:30 AM		5		7		9		11		9		8
4:45-5:45 AM		4		8		9		11		14		9
5:00-6:00 AM		5		5		8		10		14		8

Client: AECOM SJ
 File Number: L-20A - NB-OUT
 Route: L-20A
 Location: L-20A

Site Ref: L-20A
 Direction: NB-OUT

Count Date	10/25/2021		10/26/2021		10/27/2021		10/28/2021		10/29/2021		Average	
Count Time	AM	PM	AM	PM	AM	PM	AM	PM	AM	PM	AM	PM
0:00	0	0	0	7	0	7	0	3	0	0	0	3
0:15	0	2	2	2	0	1	0	5	0	3	0	3
0:30	0	1	0	5	0	0	0	4	0	1	0	2
0:45	0	0	0	2	1	5	0	1	0	2	0	2
1:00	0	1	0	2	0	2	0	1	3	1	1	1
1:15	1	0	0	2	0	0	0	0	0	2	0	1
1:30	0	1	0	1	0	2	0	2	0	0	0	1
1:45	0	0	0	1	0	1	0	3	0	0	0	1
2:00	0	2	0	0	0	4	0	0	0	0	0	1
2:15	0	0	0	1	0	6	0	2	0	0	0	2
2:30	0	4	0	2	0	2	0	2	0	3	0	3
2:45	0	4	0	1	0	2	0	3	0	3	0	3
3:00	0	4	0	8	0	4	0	5	0	2	0	5
3:15	0	0	0	2	0	1	0	0	0	0	0	1
3:30	0	0	0	0	0	0	0	0	0	3	0	1
3:45	0	2	0	6	0	1	0	2	0	4	0	3
4:00	1	0	0	1	2	0	0	2	0	0	1	1
4:15	0	5	0	3	0	4	0	6	0	2	0	4
4:30	0	4	0	0	0	3	0	2	0	1	0	2
4:45	0	2	0	5	0	3	0	1	0	0	0	2
5:00	4	1	1	0	2	6	2	6	0	0	2	3
5:15	0	0	2	1	0	1	1	5	2	1	1	2
5:30	0	3	0	2	2	1	1	0	0	6	1	2
5:45	0	0	1	3	1	2	1	5	1	1	1	2
6:00	0	5	2	1	3	4	3	1	0	0	2	2
6:15	0	2	2	5	2	3	0	3	4	0	2	3
6:30	2	4	0	1	0	4	0	1	2	1	1	2
6:45	0	1	1	4	3	4	1	3	1	2	1	3
7:00	0	2	0	0	0	2	2	2	0	3	0	2
7:15	1	1	1	1	0	1	0	2	0	0	0	1
7:30	1	3	0	2	0	1	0	3	0	0	0	2
7:45	0	0	0	1	1	0	0	0	0	4	0	1
8:00	0	0	0	0	0	1	0	0	0	0	0	0
8:15	0	4	3	1	0	2	0	2	1	0	1	2
8:30	2	0	1	2	0	0	0	1	0	0	1	1
8:45	0	0	1	0	1	1	0	0	3	0	1	0
9:00	1	1	1	2	1	0	1	1	3	1	1	1
9:15	1	2	2	1	0	1	1	1	0	1	1	1
9:30	2	0	4	0	3	0	3	0	1	1	3	0
9:45	1	0	3	0	0	1	2	0	0	0	1	0
10:00	2	0	3	0	1	0	0	0	3	3	2	1
10:15	0	0	2	3	2	0	0	0	1	0	1	1
10:30	0	0	3	0	1	0	1	0	0	2	1	0
10:45	0	1	0	1	1	1	0	0	0	0	0	1
11:00	1	0	4	0	1	1	4	0	1	2	2	1
11:15	1	1	4	1	0	1	5	0	0	1	2	1
11:30	1	2	6	3	2	0	4	3	1	0	3	2
11:45	1	0	5	0	1	0	3	0	0	0	2	0
Totals	23	65	54	86	31	86	35	83	27	56	35	79
Day Total	88		140		117		118		83		114	
AM Pct	26.1%		38.6%		26.5%		29.7%		32.5%		30.7%	
Peak Hour	9:15	14:15	11:00	12:00	5:30	16:15	11:00	17:00	5:45	15:00	11:00	14:15
Peak Volume	6	12	19	16	8	16	16	16	7	9	9	13
P.H.F	0.7500	0.7500	0.7917	0.5714	0.6667	0.6667	0.8000	0.6667	0.4375	0.5625	0.7500	0.6500

AECOM												
7:00-8:00 AM	2	1	1	2	0	1						
7:15-8:15 AM	2	1	1	1	0	1						
7:30-8:30 AM	1	3	1	1	0	1						
7:45-8:45 AM	2	4	1	1	0	1						
8:00-9:00 AM	2	5	1	1	0	1						

4:00-5:00 AM	11	9	10	11	3	9
4:15-5:15 AM	12	8	16	15	3	11
4:30-5:30 AM	7	6	13	14	2	8
4:45-5:45 AM	6	8	11	12	7	9
5:00-6:00 AM	4	6	10	16	8	9

Client: AECOM SJ
 File Number: L-20B - NB-IN
 Route: L-20B
 Location: L-20B

Site Ref: L-20B
 Direction: NB-IN

Count Date	10/25/2021		10/26/2021		10/27/2021		10/28/2021		10/29/2021		Average	
Count Time	AM	PM	AM	PM	AM	PM	AM	PM	AM	PM	AM	PM
0:00	0	10	0	7	0	19	0	12	0	9	0	11
0:15	0	6	2	14	0	13	0	9	0	12	0	11
0:30	0	10	0	15	0	15	0	11	0	6	0	11
0:45	0	11	0	17	0	12	0	11	1	13	0	13
1:00	1	4	0	9	3	8	1	6	2	10	1	7
1:15	0	8	0	5	0	6	0	12	0	8	0	8
1:30	0	7	0	4	0	12	0	9	0	4	0	7
1:45	0	5	0	10	0	3	0	7	0	8	0	7
2:00	0	7	0	6	0	7	0	8	0	6	0	7
2:15	0	2	0	8	1	6	0	12	0	5	0	7
2:30	0	5	0	7	0	9	0	3	0	6	0	6
2:45	0	8	0	10	0	6	0	11	0	10	0	9
3:00	0	12	0	8	0	13	0	9	0	6	0	10
3:15	2	9	0	13	2	10	0	7	0	5	1	9
3:30	2	14	0	8	1	14	0	10	0	12	1	12
3:45	2	7	3	12	0	7	3	9	3	9	2	9
4:00	1	8	2	8	2	9	1	7	2	9	2	8
4:15	3	9	4	9	4	7	7	11	1	15	4	10
4:30	6	8	5	12	6	6	4	7	2	8	5	8
4:45	6	18	1	15	3	10	1	11	4	11	3	13
5:00	3	10	3	13	2	8	7	8	2	3	3	8
5:15	8	15	6	9	8	20	6	6	6	10	7	12
5:30	10	9	12	21	11	15	10	17	8	10	10	14
5:45	19	9	16	11	17	16	17	15	10	7	16	12
6:00	20	12	23	12	24	12	26	10	21	9	23	11
6:15	35	11	40	18	39	19	43	16	32	18	38	16
6:30	33	6	32	10	39	5	36	9	26	14	33	9
6:45	24	13	26	7	27	9	36	7	23	12	27	10
7:00	20	2	18	3	29	6	20	8	21	7	22	5
7:15	29	4	36	6	30	5	30	3	28	4	31	4
7:30	35	9	35	5	38	13	34	6	21	8	33	8
7:45	31	7	26	10	28	5	25	6	29	6	28	7
8:00	33	6	25	10	31	4	31	5	21	6	28	6
8:15	35	12	45	2	27	1	45	16	27	4	36	7
8:30	30	2	26	6	26	4	25	4	29	6	27	4
8:45	43	2	35	4	45	5	49	2	30	0	40	3
9:00	27	0	40	0	33	4	39	5	31	3	34	2
9:15	41	4	25	2	30	0	32	0	31	0	32	1
9:30	35	3	45	2	28	0	42	0	31	0	36	1
9:45	24	1	29	0	35	3	29	0	30	0	29	1
10:00	22	0	23	0	21	0	21	0	13	0	20	0
10:15	20	0	23	1	20	7	16	1	23	5	20	3
10:30	18	0	17	0	17	0	14	0	15	0	16	0
10:45	10	0	9	2	15	0	12	0	10	0	11	0
11:00	10	0	12	1	15	0	13	0	13	0	13	0
11:15	5	0	14	0	9	0	24	0	8	0	12	0
11:30	13	0	11	0	18	0	18	0	9	0	14	0
11:45	15	0	9	0	17	1	7	0	16	0	13	0
Totals	671	305	678	352	701	354	724	326	579	304	671	327
Day Total	976		1030		1055		1050		883		998	
AM Pct	68.8%		65.8%		66.4%		69.0%		65.6%		67.2%	
Peak Hour	8:45	16:45	8:15	17:30	8:45	17:15	8:45	17:30	8:45	18:00	8:45	17:30
Peak Volume	146	52	146	62	136	63	162	58	123	53	142	53
P.H.F	0.8488	0.7222	0.8111	0.7381	0.7556	0.7875	0.8265	0.8529	0.9919	0.7361	0.8875	0.8281

AECOM

7:00-8:00 AM	115		115		125		109		99		113	
7:15-8:15 AM	128		122		127		120		99		119	
7:30-8:30 AM	134		131		124		135		98		124	
7:45-8:45 AM	129		122		112		126		106		119	
8:00-9:00 AM	141		131		129		150		107		132	

4:00-5:00 AM		43		44		32		36		43		40
4:15-5:15 AM		45		49		31		37		37		40
4:30-5:30 AM		51		49		44		32		32		42
4:45-5:45 AM		52		58		53		42		34		48
5:00-6:00 AM		43		54		59		46		30		46

Client: AECOM SJ
 File Number: L-20B - SB-OUT
 Route: L-20B
 Location: L-20B

Site Ref: L-20B
 Direction: SB-OUT

Count Date	10/25/2021		10/26/2021		10/27/2021		10/28/2021		10/29/2021		Average	
Count Time	AM	PM	AM	PM	AM	PM	AM	PM	AM	PM	AM	PM
0:00	0	4	2	4	5	9	3	8	0	3	2	6
0:15	0	9	2	9	0	9	0	20	0	15	0	12
0:30	0	3	0	10	2	8	0	9	0	9	0	8
0:45	0	9	0	8	0	14	0	13	1	4	0	10
1:00	0	2	0	8	0	7	0	9	0	6	0	6
1:15	2	10	3	11	3	11	3	10	3	14	3	11
1:30	0	7	0	12	0	4	0	5	0	2	0	6
1:45	0	5	0	10	0	8	0	12	0	7	0	8
2:00	0	9	0	6	0	9	0	6	0	9	0	8
2:15	0	16	0	14	0	18	0	17	0	13	0	16
2:30	0	15	0	14	0	18	0	14	0	11	0	14
2:45	0	14	0	22	0	24	0	20	0	17	0	19
3:00	0	31	0	30	0	31	0	31	0	31	0	31
3:15	0	31	0	31	0	23	2	26	0	37	0	30
3:30	0	35	0	40	0	54	0	46	0	37	0	42
3:45	0	34	0	33	0	30	0	37	0	29	0	33
4:00	1	26	1	29	1	26	1	34	1	27	1	28
4:15	0	51	0	47	2	49	0	31	0	40	0	44
4:30	0	32	0	38	0	44	0	43	0	38	0	39
4:45	0	36	1	45	1	48	1	39	0	38	1	41
5:00	0	42	0	73	0	49	0	50	0	41	0	51
5:15	0	61	0	55	0	54	0	56	0	47	0	55
5:30	0	48	0	48	0	42	1	42	1	34	0	43
5:45	0	36	1	44	4	52	0	39	3	24	2	39
6:00	4	43	5	44	3	24	7	40	4	31	5	36
6:15	7	26	8	34	5	45	7	37	9	26	7	34
6:30	3	37	3	24	2	46	2	48	5	26	3	36
6:45	3	17	3	18	3	25	5	28	3	14	3	20
7:00	3	14	3	25	1	20	3	20	3	18	3	19
7:15	3	14	0	34	3	16	1	25	1	18	2	21
7:30	3	30	3	15	3	34	3	24	2	24	3	25
7:45	2	20	2	20	3	20	3	14	2	12	2	17
8:00	3	10	4	20	1	7	5	10	3	12	3	12
8:15	1	7	2	10	3	8	1	14	3	6	2	9
8:30	3	6	1	5	2	6	1	9	1	9	2	7
8:45	3	3	0	7	1	9	2	10	2	8	2	7
9:00	1	2	3	9	2	3	0	4	3	2	2	4
9:15	5	3	5	2	3	3	4	5	4	1	4	3
9:30	1	5	5	7	6	4	3	7	5	4	4	5
9:45	5	3	7	7	3	3	4	0	4	4	5	3
10:00	5	0	9	1	6	2	7	2	4	1	6	1
10:15	4	4	1	2	7	0	3	3	3	0	4	2
10:30	3	4	4	1	7	4	5	2	7	0	5	2
10:45	4	2	8	2	3	3	9	0	3	3	5	2
11:00	1	4	5	1	3	2	4	2	3	1	3	2
11:15	3	2	5	3	3	1	0	5	7	3	4	3
11:30	3	1	9	4	5	0	3	1	6	0	5	1
11:45	5	0	5	2	9	2	7	5	7	2	7	2
Totals	81	823	110	938	105	928	100	932	103	758	100	873
Day Total	904		1048		1033		1032		861		973	
AM Pct	9.0%		10.5%		10.2%		9.7%		12.0%		10.3%	
Peak Hour	6:00	17:15	10:45	16:45	9:45	17:00	10:00	16:30	11:00	16:30	9:45	16:45
Peak Volume	17	188	27	221	23	197	24	188	23	164	20	190
P.H.F	0.6071	0.7705	0.7500	0.7568	0.8214	0.9120	0.6667	0.8393	0.8214	0.8723	0.8333	0.8636

AECOM

7:00-8:00 AM	11	8	10	10	8	9
7:15-8:15 AM	11	9	10	12	8	10
7:30-8:30 AM	9	11	10	12	10	10
7:45-8:45 AM	9	9	9	10	9	9
8:00-9:00 AM	10	7	7	9	9	8

4:00-5:00 AM	145	159	167	147	143	152
4:15-5:15 AM	161	203	190	163	157	175
4:30-5:30 AM	171	211	195	188	164	186
4:45-5:45 AM	187	221	193	187	160	190
5:00-6:00 AM	187	220	197	187	146	187

Client: AECOM SJ
 File Number: PS-1A - SB-IN
 Route: PS-1A
 Location: PS-1A

Site Ref: PS-1A
 Direction: SB-IN

Count Date	11/1/2021		11/2/2021		11/3/2021		11/4/2021		11/5/2021		Average	
Count Time	AM	PM	AM	PM	AM	PM	AM	PM	AM	PM	AM	PM
0:00	0	9	2	14	3	9	0	10	0	13	1	11
0:15	0	11	2	5	0	12	0	9	0	7	0	9
0:30	0	18	0	21	3	12	2	8	0	10	1	14
0:45	0	11	0	7	1	18	0	17	0	9	0	12
1:00	0	8	0	6	2	14	0	8	0	7	0	9
1:15	0	13	0	9	0	12	0	9	0	8	0	10
1:30	2	8	5	12	5	6	2	6	0	2	3	7
1:45	2	14	0	5	0	8	0	19	0	7	0	11
2:00	2	10	0	19	0	19	0	15	0	15	0	16
2:15	0	12	2	6	0	11	3	7	2	11	1	9
2:30	5	7	2	19	2	15	0	10	2	16	2	13
2:45	0	12	1	9	0	6	1	15	1	4	1	9
3:00	1	3	1	4	1	13	0	7	2	8	1	7
3:15	2	5	2	12	1	6	3	7	0	7	2	7
3:30	7	7	6	6	9	9	3	7	3	7	6	7
3:45	6	7	8	18	5	9	6	3	6	21	6	12
4:00	0	22	0	13	0	20	0	9	3	16	1	16
4:15	7	10	8	14	6	8	6	13	4	11	6	11
4:30	4	2	5	7	4	10	6	8	4	9	5	7
4:45	11	5	12	7	9	5	7	8	11	3	10	6
5:00	12	8	17	9	10	10	17	5	19	9	15	8
5:15	9	3	7	10	17	3	6	13	11	10	10	8
5:30	11	5	16	6	9	9	19	8	23	6	16	7
5:45	24	4	28	8	34	7	28	7	36	13	30	8
6:00	29	9	40	10	67	13	29	11	37	16	40	12
6:15	36	6	36	4	32	10	42	9	63	10	42	8
6:30	49	6	66	8	64	2	51	2	49	2	56	4
6:45	31	8	46	2	44	2	41	11	32	10	39	7
7:00	13	2	31	3	28	12	32	9	32	3	27	6
7:15	19	1	12	4	20	9	20	3	14	10	17	5
7:30	26	6	21	8	18	7	17	2	16	4	20	5
7:45	19	2	15	2	24	3	30	3	8	4	19	3
8:00	27	2	11	1	14	3	18	0	18	0	18	1
8:15	26	2	12	3	15	3	25	4	10	1	18	3
8:30	24	2	37	4	16	0	18	7	22	2	23	3
8:45	17	4	24	0	17	0	14	1	23	6	19	2
9:00	16	3	17	3	16	4	12	4	18	9	16	5
9:15	9	8	13	8	18	8	15	7	11	4	13	7
9:30	8	16	10	10	6	8	12	8	13	9	10	10
9:45	16	4	10	7	17	2	23	8	13	6	16	5
10:00	6	6	4	7	8	16	3	12	9	5	6	9
10:15	20	8	11	10	18	7	13	10	14	6	15	8
10:30	16	6	13	1	20	3	11	4	6	3	13	3
10:45	3	4	8	4	12	7	9	2	9	2	8	4
11:00	3	0	1	0	13	2	10	3	13	2	8	1
11:15	14	0	10	0	15	4	4	0	7	0	10	1
11:30	8	0	6	0	11	0	6	0	6	0	7	0
11:45	7	0	11	0	8	0	9	0	10	2	9	0
Totals	547	319	589	345	642	376	573	348	580	345	586	346
Day Total	866		934		1018		921		925		932	
AM Pct	63.2%		63.1%		63.1%		62.2%		62.7%		62.9%	
Peak Hour	6:00	12:30	6:00	14:00	6:00	12:15	6:15	13:45	5:45	15:45	6:00	13:45
Peak Volume	145	50	188	53	207	56	166	51	185	57	177	49
P.H.F	0.7398	0.6944	0.7121	0.6974	0.7724	0.7778	0.8137	0.6711	0.7341	0.6786	0.7902	0.7656

AECOM

7:00-8:00 AM	77		79		90		99		70		83	
7:15-8:15 AM	91		59		76		85		56		73	
7:30-8:30 AM	98		59		71		90		52		74	
7:45-8:45 AM	96		75		69		91		58		78	
8:00-9:00 AM	94		84		62		75		73		78	

4:00-5:00 AM		39		41		43		38		39		40
4:15-5:15 AM		25		37		33		34		32		32
4:30-5:30 AM		18		33		28		34		31		29
4:45-5:45 AM		21		32		27		34		28		28
5:00-6:00 AM		20		33		29		33		38		31

Client: AECOM SJ
 File Number: PS-1A - NB-OUT
 Route: PS-1A
 Location: PS-1A

Site Ref: PS-1A
 Direction: NB-OUT

Count Date	11/1/2021		11/2/2021		11/3/2021		11/4/2021		11/5/2021		Average	
Count Time	AM	PM	AM	PM	AM	PM	AM	PM	AM	PM	AM	PM
0:00	7	10	8	13	9	14	7	10	2	6	7	11
0:15	2	7	0	9	0	14	6	25	4	7	2	12
0:30	8	6	4	11	2	15	4	11	2	10	4	11
0:45	0	11	4	11	1	14	1	17	3	12	2	13
1:00	3	10	21	8	18	13	18	14	21	12	16	11
1:15	0	10	2	19	4	11	9	9	6	10	4	12
1:30	2	17	4	22	0	17	2	18	4	17	2	18
1:45	0	14	3	11	1	22	0	6	2	5	1	12
2:00	5	20	0	17	0	20	0	12	0	14	1	17
2:15	2	16	0	17	0	14	2	15	2	21	1	17
2:30	2	33	0	19	0	27	0	13	3	17	1	22
2:45	0	8	4	16	0	10	0	11	0	18	1	13
3:00	0	16	4	36	2	23	0	28	1	30	1	27
3:15	0	27	2	37	2	31	0	43	2	22	1	32
3:30	0	66	0	34	0	41	0	38	0	18	0	39
3:45	2	31	0	32	1	14	2	18	0	32	1	25
4:00	0	24	2	27	2	32	0	21	0	27	1	26
4:15	0	20	0	16	0	27	0	13	0	23	0	20
4:30	5	26	9	26	12	31	7	8	12	23	9	23
4:45	4	19	3	22	2	29	4	28	2	17	3	23
5:00	0	37	2	22	4	25	2	30	0	21	2	27
5:15	0	19	2	24	0	34	0	33	3	40	1	30
5:30	1	27	0	35	1	27	2	20	0	30	1	28
5:45	4	31	1	22	2	15	3	28	4	24	3	24
6:00	1	16	2	10	11	18	7	10	6	10	5	13
6:15	0	26	4	16	9	24	6	30	4	15	5	22
6:30	4	29	6	17	7	20	5	22	8	20	6	22
6:45	10	14	18	29	11	17	9	15	7	18	11	19
7:00	14	21	21	14	23	13	22	8	22	10	20	13
7:15	17	9	15	18	17	22	13	20	11	11	15	16
7:30	20	23	18	23	4	24	18	20	21	17	16	21
7:45	3	13	7	21	13	20	16	15	4	18	9	17
8:00	7	12	7	13	0	9	6	13	8	11	6	12
8:15	2	8	7	6	2	4	6	8	5	9	4	7
8:30	2	4	2	5	5	6	2	2	3	9	3	5
8:45	0	4	4	2	9	6	5	3	2	4	4	4
9:00	2	4	6	5	8	3	1	7	2	7	4	5
9:15	1	0	6	5	6	9	0	6	2	11	3	6
9:30	2	9	4	5	6	5	6	8	3	10	4	7
9:45	4	2	4	5	2	3	8	3	3	5	4	4
10:00	4	4	10	3	0	4	5	8	6	8	5	5
10:15	9	3	7	6	4	7	8	2	4	2	6	4
10:30	8	13	13	11	13	5	2	4	16	6	10	8
10:45	7	2	0	0	10	0	7	7	12	3	7	2
11:00	12	7	6	15	3	14	6	24	14	10	8	14
11:15	7	12	9	12	3	11	5	3	5	12	6	10
11:30	4	18	8	11	8	10	7	12	2	14	6	13
11:45	6	3	6	7	9	4	4	3	7	5	6	4
Totals	193	761	265	765	246	778	243	722	250	701	238	746
Day Total	954		1030		1024		965		951		984	
AM Pct	20.2%		25.7%		24.0%		25.2%		26.3%		24.2%	
Peak Hour	6:45	15:15	6:45	15:00	6:30	16:00	7:00	15:00	6:45	17:00	6:45	15:00
Peak Volume	61	148	72	139	58	119	69	127	61	115	62	123
P.H.F	0.7625	0.5606	0.8571	0.9392	0.6304	0.9297	0.7841	0.7384	0.6932	0.7188	0.7750	0.7885

AECOM												
7:00-8:00 AM	54		61		57		69		58		60	
7:15-8:15 AM	47		47		34		53		44		45	
7:30-8:30 AM	32		39		19		46		38		35	
7:45-8:45 AM	14		23		20		30		20		21	
8:00-9:00 AM	11		20		16		19		18		17	

4:00-5:00 AM		89		91		119		70		90		92
4:15-5:15 AM		102		86		112		79		84		93
4:30-5:30 AM		101		94		119		99		101		103
4:45-5:45 AM		102		103		115		111		108		108
5:00-6:00 AM		114		103		101		111		115		109

Client: AECOM SJ
 File Number: PS-1B - NB-IN
 Route: PS-1B
 Location: PS-1B

Site Ref: PS-1B
 Direction: NB-IN

Count Date	11/1/2021		11/2/2021		11/3/2021		11/4/2021		11/5/2021		Average	
Count Time	AM	PM	AM	PM	AM	PM	AM	PM	AM	PM	AM	PM
0:00	0	6	0	4	0	6	0	5	0	6	0	5
0:15	0	5	0	5	0	10	1	5	0	3	0	6
0:30	0	7	0	11	1	4	0	5	0	3	0	6
0:45	0	7	1	6	0	4	0	6	1	5	0	6
1:00	0	13	1	9	0	8	0	7	0	1	0	8
1:15	1	7	0	8	1	11	0	7	1	5	1	8
1:30	0	8	0	7	1	8	0	10	2	5	1	8
1:45	0	12	1	4	1	8	0	5	0	7	0	7
2:00	0	4	0	4	1	6	0	5	0	11	0	6
2:15	0	6	0	4	1	10	0	6	0	8	0	7
2:30	1	7	0	9	0	7	1	2	0	11	0	7
2:45	0	8	0	5	0	4	0	5	0	3	0	5
3:00	0	4	0	3	0	7	0	8	0	2	0	5
3:15	0	9	0	6	0	3	0	3	1	8	0	6
3:30	0	7	0	5	0	5	1	4	0	4	0	5
3:45	3	9	2	9	2	10	3	11	0	4	2	9
4:00	2	4	2	4	3	8	2	2	2	3	2	4
4:15	1	3	0	6	0	3	1	2	2	1	1	3
4:30	3	4	3	6	0	3	3	4	1	5	2	4
4:45	1	8	2	4	2	3	4	4	1	5	2	5
5:00	2	4	3	9	2	2	5	6	3	4	3	5
5:15	3	7	3	4	6	7	3	3	5	5	4	5
5:30	10	5	10	4	13	4	15	6	20	4	14	5
5:45	14	12	14	7	14	7	15	7	11	8	14	8
6:00	8	3	18	3	18	2	18	5	15	4	15	3
6:15	25	9	33	10	30	4	32	9	29	7	30	8
6:30	19	5	28	5	30	4	23	3	20	5	24	4
6:45	16	5	30	6	28	3	28	4	19	4	24	4
7:00	21	1	16	4	19	3	15	7	11	4	16	4
7:15	16	1	18	2	10	6	14	4	14	2	14	3
7:30	18	0	15	6	13	1	12	1	12	2	14	2
7:45	20	4	18	0	10	1	19	2	10	3	15	2
8:00	10	0	13	4	12	1	12	1	8	1	11	1
8:15	11	1	9	2	12	3	12	1	9	0	11	1
8:30	16	2	12	2	14	0	17	1	13	4	14	2
8:45	14	0	17	0	7	0	9	0	9	1	11	0
9:00	9	3	7	0	9	1	7	2	10	0	8	1
9:15	11	1	11	4	15	1	13	1	8	0	12	1
9:30	6	2	7	1	9	2	12	0	15	1	10	1
9:45	7	1	13	1	10	1	8	1	13	1	10	1
10:00	6	2	7	2	4	2	10	3	6	1	7	2
10:15	7	1	5	1	11	3	5	1	9	3	7	2
10:30	7	2	6	4	10	1	7	2	5	1	7	2
10:45	8	0	15	2	9	1	11	1	7	4	10	2
11:00	8	0	5	1	8	0	7	3	4	0	6	1
11:15	14	0	9	2	10	0	7	1	5	0	9	1
11:30	7	0	9	0	8	3	9	0	10	2	9	1
11:45	7	0	3	0	7	0	5	5	10	0	6	1
Totals	332	209	366	205	361	191	366	186	321	171	346	193
Day Total	541		571		552		552		492		539	
AM Pct	61.4%		64.1%		65.4%		66.3%		65.2%		64.2%	
Peak Hour	6:15	13:00	6:00	12:30	6:15	13:00	6:00	12:45	6:00	13:45	6:15	13:00
Peak Volume	81	40	109	34	107	35	101	30	83	37	94	31
P.H.F	0.8100	0.7692	0.8258	0.7727	0.8917	0.7955	0.7891	0.7500	0.7155	0.8409	0.7833	0.9688

AECOM

7:00-8:00 AM	75		67		52		60		47		60	
7:15-8:15 AM	64		64		45		57		44		55	
7:30-8:30 AM	59		55		47		55		39		51	
7:45-8:45 AM	57		52		48		60		40		51	
8:00-9:00 AM	51		51		45		50		39		47	

4:00-5:00 AM		19		20		17		12		14		16
4:15-5:15 AM		19		25		11		16		15		17
4:30-5:30 AM		23		23		15		17		19		19
4:45-5:45 AM		24		21		16		19		18		20
5:00-6:00 AM		28		24		20		22		21		23

Client: AECOM SJ
 File Number: PS-1B - SB-OUT
 Route: PS-1B
 Location: PS-1B

Site Ref: PS-1B
 Direction: SB-OUT

Count Date	11/1/2021		11/2/2021		11/3/2021		11/4/2021		11/5/2021		Average	
Count Time	AM	PM	AM	PM	AM	PM	AM	PM	AM	PM	AM	PM
0:00	1	9	2	11	2	4	4	4	2	7	2	7
0:15	0	2	0	5	3	5	0	3	3	3	1	4
0:30	2	5	3	8	3	7	2	8	0	8	2	7
0:45	0	15	0	6	2	4	0	9	0	9	0	9
1:00	0	2	1	9	1	11	0	7	2	5	1	7
1:15	0	6	1	3	1	12	2	11	0	6	1	8
1:30	2	11	1	8	3	4	1	7	3	10	2	8
1:45	1	8	0	5	1	6	1	7	0	2	1	6
2:00	0	10	0	10	0	10	0	10	0	13	0	11
2:15	2	5	0	6	2	12	0	8	2	9	1	8
2:30	2	10	1	7	0	14	1	15	0	11	1	11
2:45	1	11	0	6	1	8	0	6	0	7	0	8
3:00	0	19	0	12	1	21	0	20	1	10	0	16
3:15	0	13	0	13	0	19	0	8	0	10	0	13
3:30	0	11	0	9	0	13	0	16	1	17	0	13
3:45	1	4	1	18	1	7	1	8	1	14	1	10
4:00	0	17	0	13	0	9	0	16	1	14	0	14
4:15	0	9	2	12	2	18	1	12	2	8	1	12
4:30	2	6	3	16	3	13	1	13	0	15	2	13
4:45	0	16	2	12	0	10	1	8	1	11	1	11
5:00	0	13	1	16	1	8	2	11	2	11	1	12
5:15	1	17	0	17	0	22	0	21	1	21	0	20
5:30	0	16	1	22	2	13	0	11	1	13	1	15
5:45	1	10	1	17	1	14	0	7	0	9	1	11
6:00	1	17	4	10	0	10	3	9	3	11	2	11
6:15	4	14	2	10	9	8	3	12	4	8	4	10
6:30	2	7	3	11	1	6	2	12	2	6	2	8
6:45	3	15	6	12	3	15	6	15	2	7	4	13
7:00	1	10	8	8	4	10	3	10	5	6	4	9
7:15	4	4	7	4	5	9	5	6	6	6	5	6
7:30	8	9	6	10	6	6	5	11	6	7	6	9
7:45	2	6	2	4	4	10	1	9	3	6	2	7
8:00	2	10	0	7	3	5	4	2	5	3	3	5
8:15	3	2	4	6	5	2	3	1	1	4	3	3
8:30	2	0	0	0	0	4	5	0	2	2	2	1
8:45	1	6	2	4	0	2	2	4	3	2	2	4
9:00	3	4	1	2	3	3	1	5	1	5	2	4
9:15	1	0	3	1	1	1	3	3	2	4	2	2
9:30	4	2	2	2	3	3	3	3	4	2	3	2
9:45	5	2	1	3	2	1	5	1	2	4	3	2
10:00	1	2	3	1	2	0	2	0	3	1	2	1
10:15	3	3	4	3	5	3	0	3	2	2	3	3
10:30	5	4	6	2	4	4	5	3	0	2	4	3
10:45	6	1	2	7	7	4	3	1	4	3	4	3
11:00	2	1	4	2	3	2	10	6	5	2	5	3
11:15	4	2	5	2	4	4	4	3	4	5	4	3
11:30	1	1	3	0	7	6	6	0	10	2	5	2
11:45	7	1	7	3	5	0	8	2	3	6	6	2
Totals	91	368	105	375	116	382	109	367	104	346	102	370
Day Total	459		480		498		476		450		472	
AM Pct	19.8%		21.9%		23.3%		22.9%		23.1%		21.6%	
Peak Hour	10:30	16:45	6:45	17:00	10:45	14:30	11:00	16:30	10:45	16:30	11:00	16:45
Peak Volume	17	62	27	72	21	62	28	53	23	58	20	58
P.H.F	0.7083	0.9118	0.8438	0.8182	0.7500	0.7381	0.7000	0.6310	0.5750	0.6905	0.8333	0.7250

AECOM

7:00-8:00 AM	15		23		19		14		20		18	
7:15-8:15 AM	16		15		18		15		20		17	
7:30-8:30 AM	15		12		18		13		15		15	
7:45-8:45 AM	9		6		12		13		11		10	
8:00-9:00 AM	8		6		8		14		11		9	

4:00-5:00 AM		48		53		50		49		48		50
4:15-5:15 AM		44		56		49		44		45		48
4:30-5:30 AM		52		61		53		53		58		55
4:45-5:45 AM		62		67		53		51		56		58
5:00-6:00 AM		56		72		57		50		54		58

Client: AECOM SJ
 File Number: PS-5A - SB-IN
 Route: PS-5A
 Location: PS-5A

Site Ref: PS-5A
 Direction: SB-IN

Count Date	11/1/2021		11/2/2021		11/3/2021		11/4/2021		11/5/2021		Average	
Count Time	AM	PM	AM	PM	AM	PM	AM	PM	AM	PM	AM	PM
0:00	1	5	0	2	0	5	1	2	0	3	0	3
0:15	0	4	0	7	1	3	0	4	0	3	0	4
0:30	0	7	0	8	0	4	0	0	1	4	0	5
0:45	0	2	0	3	0	5	1	4	0	6	0	4
1:00	0	3	0	4	0	5	0	9	0	2	0	5
1:15	0	14	0	2	0	4	0	5	0	0	0	5
1:30	1	3	0	8	0	4	0	4	1	9	0	6
1:45	0	0	1	2	1	1	1	2	0	5	1	2
2:00	0	3	0	1	0	3	0	1	0	3	0	2
2:15	0	3	0	3	0	4	1	0	0	3	0	3
2:30	0	4	0	3	0	4	1	3	1	5	0	4
2:45	1	1	0	0	0	2	0	1	0	1	0	1
3:00	0	3	0	0	1	1	0	1	0	1	0	1
3:15	0	1	0	2	2	4	0	3	1	1	1	2
3:30	1	1	1	1	0	0	3	3	2	1	1	1
3:45	0	1	0	2	0	0	0	1	0	2	0	1
4:00	0	0	2	1	1	3	1	1	1	4	1	2
4:15	0	1	1	1	2	0	1	1	1	2	1	1
4:30	1	0	2	5	3	1	6	0	5	5	3	2
4:45	4	0	6	2	6	3	2	1	3	7	4	3
5:00	4	3	2	3	1	2	3	3	4	4	3	3
5:15	12	5	8	4	6	1	6	1	4	4	7	3
5:30	11	4	10	1	17	1	15	3	14	1	13	2
5:45	14	2	20	4	25	0	19	2	29	3	21	2
6:00	39	0	43	1	37	3	40	0	38	2	39	1
6:15	34	0	55	1	43	1	59	0	54	2	49	1
6:30	41	3	43	3	42	1	58	0	52	0	47	1
6:45	36	0	56	0	40	2	35	1	36	2	41	1
7:00	34	0	47	1	28	0	38	0	38	1	37	0
7:15	58	0	42	0	45	0	44	1	47	1	47	0
7:30	42	0	43	2	39	0	42	0	31	0	39	0
7:45	52	1	53	1	48	0	52	0	46	2	50	1
8:00	37	0	41	0	36	0	36	3	37	3	37	1
8:15	46	0	43	0	39	0	33	0	40	1	40	0
8:30	31	0	37	1	42	0	40	0	28	0	36	0
8:45	44	1	52	0	53	0	33	0	34	0	43	0
9:00	26	1	35	1	22	0	42	0	32	0	31	0
9:15	38	0	31	0	37	0	38	0	23	0	33	0
9:30	24	1	21	1	28	0	25	2	26	0	25	1
9:45	25	0	27	0	26	1	30	1	27	1	27	1
10:00	27	0	25	0	19	0	19	0	30	1	24	0
10:15	15	1	13	0	29	0	24	2	10	1	18	1
10:30	17	1	23	0	16	0	16	0	19	0	18	0
10:45	11	0	6	0	10	0	9	0	10	1	9	0
11:00	8	0	5	0	4	2	12	0	11	1	8	1
11:15	6	0	7	1	2	0	10	2	4	0	6	1
11:30	7	1	5	1	8	1	5	1	5	0	6	1
11:45	2	0	6	0	4	0	5	0	2	0	4	0
Totals	750	80	812	83	763	71	806	68	747	98	770	79
Day Total	830		895		834		874		845		849	
AM Pct	90.4%		90.7%		91.5%		92.2%		88.4%		90.7%	
Peak Hour	7:15	12:30	6:15	12:15	8:00	12:30	6:00	12:45	6:00	13:30	6:00	12:45
Peak Volume	189	26	201	22	170	18	192	22	180	20	176	20
P.H.F	0.8147	0.4643	0.8973	0.6875	0.8019	0.9000	0.8136	0.6111	0.8333	0.5556	0.8980	0.8333

AECOM

7:00-8:00 AM	186	185	160	176	162	174
7:15-8:15 AM	189	179	168	174	161	174
7:30-8:30 AM	177	180	162	163	154	167
7:45-8:45 AM	166	174	165	161	151	163
8:00-9:00 AM	158	173	170	142	139	156

4:00-5:00 AM	1	9	7	3	18	8
4:15-5:15 AM	4	11	6	5	18	9
4:30-5:30 AM	8	14	7	5	20	11
4:45-5:45 AM	12	10	7	8	16	11
5:00-6:00 AM	14	12	4	9	12	10

Client: AECOM SJ
 File Number: PS-5A - NB-OUT
 Route: PS-5A
 Location: PS-5A

Site Ref: PS-5A
 Direction: NB-OUT

Count Date	11/1/2021		11/2/2021		11/3/2021		11/4/2021		11/5/2021		Average	
Count Time	AM	PM	AM	PM	AM	PM	AM	PM	AM	PM	AM	PM
0:00	0	6	0	3	0	11	2	6	0	5	0	6
0:15	0	5	0	4	0	5	3	9	0	7	1	6
0:30	0	6	0	8	2	7	2	5	1	7	1	7
0:45	0	1	1	6	0	9	0	6	0	5	0	5
1:00	0	3	0	5	0	6	0	1	1	8	0	5
1:15	0	7	0	2	2	3	0	5	2	6	1	5
1:30	0	4	0	11	0	6	0	4	2	9	0	7
1:45	0	4	0	6	0	8	0	5	0	9	0	6
2:00	0	11	0	9	0	11	0	8	0	8	0	9
2:15	0	7	1	6	0	10	0	8	0	12	0	9
2:30	0	13	1	20	1	10	0	13	1	7	1	13
2:45	0	14	0	11	0	18	0	22	0	15	0	16
3:00	0	15	0	17	1	12	0	12	0	17	0	15
3:15	0	20	0	29	1	19	0	24	0	24	0	23
3:30	0	28	1	23	0	29	1	29	1	28	1	27
3:45	0	32	0	26	0	32	0	25	0	27	0	28
4:00	0	33	0	39	0	31	0	23	0	23	0	30
4:15	0	38	0	47	0	26	0	41	0	43	0	39
4:30	0	35	0	40	0	49	0	39	0	36	0	40
4:45	0	45	0	35	0	47	0	39	0	35	0	40
5:00	0	60	0	46	0	49	0	36	0	36	0	45
5:15	0	48	0	49	0	52	0	54	0	38	0	48
5:30	0	38	0	45	0	35	0	39	0	41	0	40
5:45	0	46	0	40	0	43	0	37	0	32	0	40
6:00	0	29	1	31	0	39	0	30	1	32	0	32
6:15	1	30	1	32	0	36	3	33	0	32	1	33
6:30	0	29	2	24	0	25	2	28	4	26	2	26
6:45	0	21	0	33	0	19	0	26	2	22	0	24
7:00	2	20	1	28	0	22	0	18	0	18	1	21
7:15	1	23	0	30	0	21	2	26	3	30	1	26
7:30	2	20	3	18	3	22	2	29	0	24	2	23
7:45	3	17	3	19	2	18	0	11	1	15	2	16
8:00	0	7	2	11	0	11	0	9	1	19	1	11
8:15	0	6	1	8	1	8	2	16	0	10	1	10
8:30	0	6	9	3	1	4	6	8	2	7	4	6
8:45	1	5	5	8	3	7	1	8	8	4	4	6
9:00	0	6	0	1	3	5	1	4	2	5	1	4
9:15	2	1	2	3	3	2	1	2	1	5	2	3
9:30	4	2	1	3	0	1	2	0	2	2	2	2
9:45	1	4	4	2	4	0	0	3	2	1	2	2
10:00	3	1	2	0	2	3	2	4	4	2	3	2
10:15	4	1	2	1	4	3	3	5	2	0	3	2
10:30	2	2	9	1	5	0	9	1	0	3	5	1
10:45	4	3	5	2	5	1	9	1	2	3	5	2
11:00	1	2	7	0	4	1	6	1	3	3	4	1
11:15	4	1	11	1	4	1	6	3	3	3	6	2
11:30	6	1	5	4	4	2	3	7	2	1	4	3
11:45	4	4	11	0	7	1	5	2	8	0	7	1
Totals	45	760	91	790	62	780	73	765	61	745	68	768
Day Total	805		881		842		838		806		836	
AM Pct	5.6%		10.3%		7.4%		8.7%		7.6%		8.1%	
Peak Hour	10:45	17:00	11:00	17:00	11:00	16:30	10:30	16:30	11:00	16:15	11:00	16:30
Peak Volume	15	192	34	180	19	197	30	168	16	150	21	173
P.H.F	0.6250	0.8000	0.7727	0.9184	0.6786	0.9471	0.8333	0.7778	0.5000	0.8721	0.7500	0.9010

AECOM

7:00-8:00 AM	8		7		5		4		4		6	
7:15-8:15 AM	6		8		5		4		5		6	
7:30-8:30 AM	5		9		6		4		2		5	
7:45-8:45 AM	3		15		4		8		4		7	
8:00-9:00 AM	1		17		5		9		11		9	

4:00-5:00 AM		151		161		153		142		137		149
4:15-5:15 AM		178		168		171		155		150		164
4:30-5:30 AM		188		170		197		168		145		174
4:45-5:45 AM		191		175		183		168		150		173
5:00-6:00 AM		192		180		179		166		147		173

Client: AECOM SJ
 File Number: PS-5B - SB-IN
 Route: PS-5B
 Location: PS-5B

Site Ref: PS-5B
 Direction: SB-IN

Count Date	11/1/2021		11/2/2021		11/3/2021		11/4/2021		11/5/2021		Average	
Count Time	AM	PM	AM	PM	AM	PM	AM	PM	AM	PM	AM	PM
0:00	0	2	0	2	0	4	0	2	0	3	0	3
0:15	0	0	0	1	0	2	1	0	0	1	0	1
0:30	0	1	1	7	0	4	0	3	0	2	0	3
0:45	0	5	1	1	0	3	0	5	0	2	0	3
1:00	0	5	0	1	0	1	0	2	1	3	0	2
1:15	0	0	0	1	0	5	0	2	0	6	0	3
1:30	0	3	0	3	0	4	0	1	1	0	0	2
1:45	0	0	0	1	0	1	1	1	0	2	0	1
2:00	0	1	1	1	0	2	0	1	0	1	0	1
2:15	1	1	0	3	1	3	0	1	1	4	1	2
2:30	0	3	0	6	0	2	0	2	0	3	0	3
2:45	0	2	1	0	1	2	1	2	1	1	1	1
3:00	0	1	0	1	1	2	0	0	0	0	0	1
3:15	0	1	0	2	0	1	0	3	1	2	0	2
3:30	0	1	1	1	0	1	0	0	0	0	0	1
3:45	0	1	0	0	0	1	0	0	0	2	0	1
4:00	1	0	0	2	0	0	1	3	0	0	0	1
4:15	0	1	1	1	0	1	2	2	1	1	1	1
4:30	2	0	1	3	1	1	1	0	4	6	2	2
4:45	2	3	2	5	2	1	3	3	0	7	2	4
5:00	1	1	0	2	0	1	0	0	0	3	0	1
5:15	0	1	4	1	1	3	2	1	3	2	2	2
5:30	4	3	7	2	3	3	2	4	0	4	4	2
5:45	12	3	14	1	8	1	5	0	2	1	8	1
6:00	8	0	1	0	11	2	9	1	13	0	8	1
6:15	11	2	17	1	12	0	4	3	12	1	11	1
6:30	14	1	8	0	3	2	13	1	12	2	10	1
6:45	6	0	7	1	4	1	5	0	6	1	6	1
7:00	11	1	9	1	9	0	6	0	8	0	9	0
7:15	10	1	10	1	8	1	9	1	9	1	9	1
7:30	4	1	5	0	6	0	8	2	6	2	6	1
7:45	15	0	2	0	12	0	12	0	2	2	9	0
8:00	8	0	6	2	7	0	5	0	6	0	6	0
8:15	6	0	9	0	8	0	3	0	3	0	6	0
8:30	9	0	10	0	8	0	9	0	8	0	9	0
8:45	7	0	4	0	12	0	10	1	8	0	8	0
9:00	7	1	9	0	10	0	10	1	12	1	10	1
9:15	10	0	13	0	10	0	7	0	6	1	9	0
9:30	10	1	6	0	8	1	11	0	6	0	8	0
9:45	4	0	11	0	9	0	9	0	9	0	8	0
10:00	5	0	9	0	10	0	7	1	6	0	7	0
10:15	5	0	4	1	4	0	7	0	5	0	5	0
10:30	4	0	6	0	6	0	5	0	2	0	5	0
10:45	8	0	3	0	7	0	3	0	3	1	5	0
11:00	1	0	5	0	4	0	3	0	2	1	3	0
11:15	4	1	4	0	1	1	4	1	1	0	3	1
11:30	4	0	4	0	2	0	2	0	2	0	3	0
11:45	1	0	2	0	4	0	4	0	3	0	3	0
Totals	195	48	198	55	193	57	185	48	169	65	187	52
Day Total	243		253		250		233		234		239	
AM Pct	80.2%		78.3%		77.2%		79.4%		72.2%		78.2%	
Peak Hour	5:45	12:45	6:15	12:00	8:30	12:00	8:45	12:30	6:00	16:30	5:45	12:30
Peak Volume	45	13	41	11	40	13	38	12	43	18	37	11
P.H.F	0.8036	0.6500	0.6029	0.3929	0.8333	0.8125	0.8636	0.6000	0.8269	0.6429	0.8409	0.9167

AECOM												
7:00-8:00 AM	40		26		35		35		25		32	
7:15-8:15 AM	37		23		33		34		23		30	
7:30-8:30 AM	33		22		33		28		17		27	
7:45-8:45 AM	38		27		35		29		19		30	
8:00-9:00 AM	30		29		35		27		25		29	

4:00-5:00 AM		4		11		3		8		14		8
4:15-5:15 AM		5		11		4		5		17		8
4:30-5:30 AM		5		11		6		4		18		9
4:45-5:45 AM		8		10		8		6		12		9
5:00-6:00 AM		8		6		8		3		6		6

Client: AECOM SJ
 File Number: PS-5B - NB-OUT
 Route: PS-5B
 Location: PS-5B

Site Ref: PS-5B
 Direction: NB-OUT

Count Date	11/1/2021		11/2/2021		11/3/2021		11/4/2021		11/5/2021		Average	
Count Time	AM	PM	AM	PM	AM	PM	AM	PM	AM	PM	AM	PM
0:00	0	0	1	1	0	2	0	1	0	0	0	1
0:15	0	0	0	1	0	1	0	1	0	2	0	1
0:30	0	3	0	4	0	1	0	3	0	1	0	2
0:45	0	1	0	1	0	1	0	0	1	0	0	1
1:00	0	0	0	1	0	0	0	1	0	2	0	1
1:15	0	3	0	2	0	3	0	3	1	1	0	2
1:30	0	0	0	0	0	1	1	3	0	1	0	1
1:45	0	1	0	2	0	1	0	2	0	3	0	2
2:00	0	2	0	1	0	0	0	0	0	2	0	1
2:15	0	0	0	2	0	0	1	0	0	0	0	0
2:30	0	3	0	3	0	4	0	4	0	2	0	3
2:45	0	0	0	2	0	3	0	1	0	2	0	2
3:00	0	1	0	3	0	3	0	4	0	5	0	3
3:15	0	2	0	3	0	1	0	4	0	1	0	2
3:30	0	1	0	3	0	4	0	5	1	4	0	3
3:45	0	3	0	1	0	1	0	4	0	4	0	3
4:00	0	1	0	3	0	1	0	3	0	2	0	2
4:15	0	5	0	3	0	2	0	2	0	0	0	2
4:30	0	2	0	5	1	2	0	5	1	4	0	4
4:45	0	11	0	5	0	4	0	7	0	5	0	6
5:00	0	4	0	3	0	2	0	4	0	1	0	3
5:15	0	3	0	3	0	6	0	4	0	5	0	4
5:30	0	4	0	6	0	3	0	8	0	4	0	5
5:45	2	6	2	2	3	2	2	5	2	5	2	4
6:00	1	4	3	6	2	3	1	6	0	5	1	5
6:15	1	7	1	2	2	7	2	6	1	3	1	5
6:30	1	4	1	3	0	7	0	7	1	8	1	6
6:45	2	6	0	3	0	6	0	2	0	4	0	4
7:00	0	4	0	3	0	5	0	4	1	1	0	3
7:15	1	2	1	1	0	5	1	3	2	3	1	3
7:30	1	2	0	4	0	3	2	1	0	2	1	2
7:45	5	2	0	1	2	3	0	3	2	4	2	3
8:00	1	0	1	3	0	0	0	1	1	1	1	1
8:15	0	2	0	1	0	3	0	2	0	0	0	2
8:30	0	2	1	0	1	0	0	2	1	3	1	1
8:45	0	0	0	0	3	1	0	1	0	1	1	1
9:00	0	1	0	2	1	2	0	1	1	0	0	1
9:15	0	3	1	1	0	0	0	2	0	1	0	1
9:30	1	1	0	1	0	1	1	0	1	0	1	1
9:45	1	0	1	0	1	0	3	2	1	0	1	0
10:00	0	0	0	0	0	1	0	0	0	1	0	0
10:15	1	1	2	2	0	1	0	1	1	3	1	2
10:30	0	1	1	0	0	0	1	1	2	1	1	1
10:45	1	0	2	0	1	0	3	0	1	1	2	0
11:00	0	1	0	0	0	0	0	1	1	1	0	1
11:15	1	0	0	0	1	0	2	2	0	1	1	1
11:30	1	1	1	2	0	2	0	0	0	0	0	1
11:45	3	0	3	0	0	0	0	0	0	0	1	0
Totals	24	100	22	95	18	98	20	122	23	100	20	103
Day Total	124		117		116		142		123		123	
AM Pct	19.4%		18.8%		15.5%		14.1%		18.7%		16.3%	
Peak Hour	7:15	16:15	5:45	16:45	5:30	18:15	10:30	17:30	7:00	17:45	5:45	17:45
Peak Volume	8	22	7	17	7	25	6	25	5	21	5	20
P.H.F	0.4000	0.5000	0.5833	0.7083	0.5833	0.8929	0.5000	0.7813	0.6250	0.6563	0.6250	0.8333

AECOM												
7:00-8:00 AM	7		1		2		3		5		4	
7:15-8:15 AM	8		2		2		3		5		4	
7:30-8:30 AM	7		1		2		2		3		3	
7:45-8:45 AM	6		2		3		0		4		3	
8:00-9:00 AM	1		2		4		0		2		2	

4:00-5:00 AM		19		16		9		17		11		14
4:15-5:15 AM		22		16		10		18		10		15
4:30-5:30 AM		20		16		14		20		15		17
4:45-5:45 AM		22		17		15		23		15		18
5:00-6:00 AM		17		14		13		21		15		16

Client: AECOM SJ
 File Number: L-1A - NB-IN
 Route: L-1A
 Location: L-1A

Site Ref: L-1A
 Direction: NB-IN

Count Date	11/1/2021		11/2/2021		11/3/2021		11/4/2021		11/5/2021		Average	
Count Time	AM	PM	AM	PM	AM	PM	AM	PM	AM	PM	AM	PM
0:00	0	4	0	2	1	1	0	13	0	6	0	5
0:15	0	8	0	6	0	13	2	9	0	7	0	9
0:30	0	6	0	11	0	20	1	0	0	11	0	10
0:45	0	12	0	12	2	18	0	9	0	3	0	11
1:00	0	0	0	8	0	2	0	4	0	5	0	4
1:15	0	4	3	2	0	2	0	2	2	4	1	3
1:30	0	4	0	6	0	12	0	3	0	14	0	8
1:45	0	5	0	6	0	9	0	4	3	15	1	8
2:00	0	10	2	8	0	4	0	7	0	4	0	7
2:15	0	0	0	6	3	2	0	4	0	9	1	4
2:30	0	9	2	2	0	2	2	0	0	4	1	3
2:45	0	3	0	2	0	6	0	3	0	8	0	4
3:00	2	4	0	7	0	2	2	6	0	11	1	6
3:15	2	4	2	5	2	9	3	4	2	4	2	5
3:30	4	4	2	13	4	6	5	2	0	3	3	6
3:45	6	5	1	0	2	8	8	2	3	3	4	4
4:00	9	0	8	0	9	4	6	4	8	0	8	2
4:15	7	5	10	0	18	0	7	4	14	4	11	3
4:30	11	2	8	11	10	4	13	5	12	4	11	5
4:45	13	3	19	2	20	0	18	6	13	10	17	4
5:00	20	7	29	6	16	6	18	6	11	4	19	6
5:15	28	3	21	3	32	4	33	2	22	0	27	2
5:30	31	4	51	4	44	2	36	2	42	7	41	4
5:45	63	4	51	6	65	7	62	2	47	5	58	5
6:00	130	2	102	6	115	2	90	4	112	2	110	3
6:15	175	2	159	2	166	0	186	0	174	2	172	1
6:30	244	12	258	1	278	4	249	0	248	5	255	4
6:45	136	0	110	2	149	0	125	0	111	4	126	1
7:00	88	0	93	4	58	7	67	0	67	5	75	3
7:15	84	0	99	2	116	2	66	0	78	4	89	2
7:30	88	4	124	3	92	0	102	0	74	11	96	4
7:45	73	5	67	0	91	3	84	2	91	11	81	4
8:00	57	0	52	0	52	0	59	2	38	8	52	2
8:15	51	0	39	2	58	0	67	0	68	0	57	0
8:30	45	0	45	0	50	3	70	0	38	0	50	1
8:45	32	0	52	2	49	0	27	0	27	0	37	0
9:00	25	2	24	0	13	2	33	0	16	1	22	1
9:15	27	0	24	2	21	0	21	2	18	0	22	1
9:30	12	3	16	1	32	3	20	2	21	2	20	2
9:45	22	2	16	0	29	2	11	2	20	2	20	2
10:00	13	2	20	0	19	0	10	0	13	0	15	0
10:15	13	0	12	0	18	0	27	0	10	0	16	0
10:30	11	4	12	0	6	0	14	0	11	0	11	1
10:45	7	0	20	0	18	5	9	0	13	2	13	1
11:00	7	2	8	0	12	0	7	0	13	2	9	1
11:15	4	0	9	0	9	0	6	0	9	0	7	0
11:30	12	0	10	0	13	0	14	2	8	3	11	1
11:45	4	0	9	0	11	0	9	0	4	2	7	0
Totals	1556	150	1589	155	1703	176	1589	119	1461	211	1579	163
Day Total	1706		1744		1879		1708		1672		1742	
AM Pct	91.2%		91.1%		90.6%		93.0%		87.4%		90.6%	
Peak Hour	6:00	12:00	6:00	12:15	6:00	12:15	6:00	12:00	6:00	13:30	6:00	12:00
Peak Volume	685	30	629	37	708	53	650	31	645	42	663	35
P.H.F	0.7018	0.6250	0.6095	0.7708	0.6367	0.6625	0.6526	0.5962	0.6502	0.7000	0.6500	0.7955

AECOM												
7:00-8:00 AM	333		383		357		319		310		340	
7:15-8:15 AM	302		342		351		311		281		317	
7:30-8:30 AM	269		282		293		312		271		285	
7:45-8:45 AM	226		203		251		280		235		239	
8:00-9:00 AM	185		188		209		223		171		195	

4:00-5:00 AM		10		13		8		19		18		14
4:15-5:15 AM		17		19		10		21		22		18
4:30-5:30 AM		15		22		14		19		18		18
4:45-5:45 AM		17		15		12		16		21		16
5:00-6:00 AM		18		19		19		12		16		17

Client: AECOM SJ
 File Number: L-1A - SB-OUT
 Route: L-1A
 Location: L-1A

Site Ref: L-1A
 Direction: SB-OUT

Count Date	11/1/2021		11/2/2021		11/3/2021		11/4/2021		11/5/2021		Average	
Count Time	AM	PM	AM	PM	AM	PM	AM	PM	AM	PM	AM	PM
0:00	0	9	0	16	10	15	0	21	0	11	2	14
0:15	0	11	3	9	0	9	5	9	0	4	2	8
0:30	0	12	0	3	0	0	3	13	0	9	1	7
0:45	0	10	0	21	3	17	0	11	3	4	1	13
1:00	0	16	3	11	5	7	0	15	0	10	2	12
1:15	0	7	5	21	0	16	3	9	7	21	3	15
1:30	0	19	0	14	0	13	0	21	0	28	0	19
1:45	0	14	0	13	0	26	0	32	4	22	1	21
2:00	0	18	5	14	0	20	3	16	2	13	2	16
2:15	0	25	0	29	3	12	0	28	0	24	1	24
2:30	0	47	0	44	0	57	3	45	0	46	1	48
2:45	0	54	0	39	0	71	0	44	0	54	0	52
3:00	3	61	3	62	0	71	0	56	0	40	1	58
3:15	2	74	0	66	0	65	0	88	0	64	0	71
3:30	0	101	0	101	2	134	0	93	0	131	0	112
3:45	0	77	0	109	0	109	3	100	0	83	1	96
4:00	0	65	1	83	1	77	0	57	1	71	1	71
4:15	3	80	0	86	3	101	0	71	1	82	1	84
4:30	1	91	3	106	0	112	0	102	0	84	1	99
4:45	2	86	1	96	1	123	2	111	1	74	1	98
5:00	0	66	0	139	0	110	0	104	0	74	0	99
5:15	4	145	0	145	1	96	1	133	0	105	1	125
5:30	0	117	0	102	0	99	0	134	0	82	0	107
5:45	1	75	1	89	2	80	2	84	0	83	1	82
6:00	2	51	2	66	3	62	2	70	0	39	2	58
6:15	0	38	0	49	0	43	1	34	2	42	1	41
6:30	2	35	2	40	3	46	0	48	0	39	1	42
6:45	5	25	4	33	5	45	5	36	6	43	5	36
7:00	0	29	5	30	3	44	2	21	0	15	2	28
7:15	0	42	0	49	5	22	2	40	0	50	1	41
7:30	4	103	3	89	0	80	6	73	0	71	3	83
7:45	0	105	3	127	0	133	0	89	3	121	1	115
8:00	0	56	0	28	0	38	5	64	2	64	1	50
8:15	3	22	4	18	0	18	3	17	8	25	4	20
8:30	0	8	2	8	0	8	0	10	0	7	0	8
8:45	0	7	0	5	9	4	6	7	5	9	4	6
9:00	3	5	3	7	3	9	3	7	1	10	3	8
9:15	0	7	3	5	0	7	0	3	0	15	1	7
9:30	0	6	1	15	11	23	13	5	6	16	6	13
9:45	0	0	0	1	8	1	2	3	2	14	2	4
10:00	6	6	6	1	8	0	13	8	2	8	7	5
10:15	3	5	0	0	20	4	28	2	3	5	11	3
10:30	0	4	1	0	5	5	28	5	5	5	8	4
10:45	0	8	3	5	9	11	16	0	7	8	7	6
11:00	8	3	0	2	11	3	18	2	5	5	8	3
11:15	7	5	7	2	10	2	13	0	5	3	8	2
11:30	2	2	5	0	8	0	6	0	7	9	6	2
11:45	2	0	1	4	22	0	10	5	5	13	8	4
Totals	63	1852	80	2002	174	2048	207	1946	93	1855	124	1940
Day Total	1915		2082		2222		2153		1948		2064	
AM Pct	3.3%		3.8%		7.8%		9.6%		4.8%		6.0%	
Peak Hour	11:00	16:45	10:45	16:30	11:00	16:15	10:15	16:45	10:45	15:30	10:15	16:45
Peak Volume	19	414	15	486	51	446	90	482	24	367	34	429
P.H.F	0.5938	0.7138	0.5357	0.8379	0.5795	0.9065	0.8036	0.8993	0.8571	0.7004	0.7727	0.8580

AECOM												
7:00-8:00 AM	4		11		8		10		3		7	
7:15-8:15 AM	4		6		5		13		5		7	
7:30-8:30 AM	7		10		0		14		13		9	
7:45-8:45 AM	3		9		0		8		13		7	
8:00-9:00 AM	3		6		9		14		15		9	

4:00-5:00 AM		322		371		413		341		311		352
4:15-5:15 AM		323		427		446		388		314		380
4:30-5:30 AM		388		486		441		450		337		420
4:45-5:45 AM		414		482		428		482		335		428
5:00-6:00 AM		403		475		385		455		344		412

Client: AECOM SJ
 File Number: L-1B - SB-IN
 Route: L-1B
 Location: L-1B

Site Ref: L-1B
 Direction: SB-IN

Count Date	11/1/2021		11/2/2021		11/3/2021		11/4/2021		11/5/2021		Average	
Count Time	AM	PM	AM	PM	AM	PM	AM	PM	AM	PM	AM	PM
0:00	2	18	1	31	0	18	0	18	0	25	1	22
0:15	0	23	0	29	0	41	0	19	2	22	0	27
0:30	0	30	1	22	0	29	0	19	0	23	0	25
0:45	0	26	0	45	1	22	0	20	0	28	0	28
1:00	0	28	0	26	0	36	0	19	0	29	0	28
1:15	0	35	1	23	0	45	0	27	0	31	0	32
1:30	0	28	0	20	0	27	0	27	0	32	0	27
1:45	0	23	0	35	0	41	0	22	0	32	0	31
2:00	0	23	0	34	0	25	0	27	0	25	0	27
2:15	0	18	0	28	0	26	0	25	0	25	0	24
2:30	0	25	0	30	0	43	0	20	0	26	0	29
2:45	0	25	0	37	0	19	0	20	0	25	0	25
3:00	0	25	1	23	0	32	0	21	0	24	0	25
3:15	0	27	0	32	1	26	0	22	0	27	0	27
3:30	0	29	0	26	0	36	1	15	1	24	0	26
3:45	1	25	0	37	0	35	0	17	1	30	0	29
4:00	0	22	1	23	1	32	1	19	1	19	1	23
4:15	1	23	0	36	1	24	0	15	1	19	1	23
4:30	1	28	1	23	0	21	0	13	0	16	0	20
4:45	0	17	0	32	0	23	0	15	0	13	0	20
5:00	0	13	1	14	0	18	0	12	1	14	0	14
5:15	2	18	2	16	1	17	0	14	3	15	2	16
5:30	2	13	1	6	2	16	1	12	3	13	2	12
5:45	2	9	1	10	6	13	0	9	2	9	2	10
6:00	3	4	2	18	5	9	2	7	4	7	3	9
6:15	13	9	9	9	8	10	3	7	7	10	8	9
6:30	9	8	10	8	11	6	9	6	9	5	10	7
6:45	8	5	16	7	9	7	10	7	13	6	11	6
7:00	18	6	16	7	22	5	14	4	17	5	17	5
7:15	14	3	13	4	15	5	23	4	23	6	18	4
7:30	18	6	28	4	12	5	22	4	14	5	19	5
7:45	20	2	18	4	30	4	20	2	22	2	22	3
8:00	23	2	17	3	18	3	27	3	18	3	21	3
8:15	26	2	32	0	24	1	25	2	24	1	26	1
8:30	25	1	28	1	26	3	34	2	32	3	29	2
8:45	36	1	31	1	22	1	17	1	30	2	27	1
9:00	33	1	21	0	29	1	29	1	27	2	28	1
9:15	27	1	27	1	36	1	33	1	35	0	32	1
9:30	26	2	27	0	27	0	39	1	35	1	31	1
9:45	34	1	42	0	24	1	35	1	38	0	35	1
10:00	22	0	19	0	36	1	26	1	28	1	26	1
10:15	26	1	28	0	21	0	27	2	28	1	26	1
10:30	35	0	37	0	37	0	18	0	30	0	31	0
10:45	19	0	38	1	44	0	31	1	27	1	32	1
11:00	27	0	24	0	26	0	24	0	21	0	24	0
11:15	14	0	41	0	36	0	24	0	23	0	28	0
11:30	19	0	24	0	32	0	22	1	26	1	25	0
11:45	26	0	26	1	22	0	22	0	24	0	24	0
Totals	532	606	585	707	585	728	539	505	570	608	562	632
Day Total	1138		1292		1313		1044		1178		1194	
AM Pct	46.7%		45.3%		44.6%		51.6%		48.4%		47.1%	
Peak Hour	8:45	12:30	10:30	14:00	10:30	13:00	9:00	13:15	9:15	13:00	9:00	13:00
Peak Volume	122	119	140	129	143	149	136	103	136	124	126	118
P.H.F	0.8472	0.8500	0.8537	0.8716	0.8125	0.8278	0.8718	0.9537	0.8947	0.9688	0.9000	0.9219

AECOM

7:00-8:00 AM	70		75		79		79		76		76	
7:15-8:15 AM	75		76		75		92		77		79	
7:30-8:30 AM	87		95		84		94		78		88	
7:45-8:45 AM	94		95		98		106		96		98	
8:00-9:00 AM	110		108		90		103		104		103	

4:00-5:00 AM		90		114		100		62		67		87
4:15-5:15 AM		81		105		86		55		62		78
4:30-5:30 AM		76		85		79		54		58		70
4:45-5:45 AM		61		68		74		53		55		62
5:00-6:00 AM		53		46		64		47		51		52

Client: AECOM SJ
 File Number: L-1B - NB-OUT
 Route: L-1B
 Location: L-1B

Site Ref: L-1B
 Direction: NB-OUT

Count Date	11/1/2021		11/2/2021		11/3/2021		11/4/2021		11/5/2021		Average	
Count Time	AM	PM	AM	PM	AM	PM	AM	PM	AM	PM	AM	PM
0:00	0	21	0	32	1	21	0	22	0	26	0	24
0:15	1	28	1	28	0	31	0	20	1	24	1	26
0:30	0	17	1	29	0	25	0	25	1	24	0	24
0:45	0	22	0	17	1	24	0	15	0	25	0	21
1:00	0	20	0	24	0	34	0	16	1	23	0	23
1:15	0	27	0	24	0	25	0	18	0	24	0	24
1:30	0	22	0	21	0	29	0	16	0	21	0	22
1:45	0	24	0	28	0	29	0	20	1	23	0	25
2:00	0	20	0	34	0	25	0	25	0	23	0	25
2:15	0	17	0	26	0	35	1	22	0	23	0	25
2:30	0	17	0	22	0	34	0	21	0	25	0	24
2:45	0	23	0	23	0	29	0	19	0	28	0	24
3:00	0	29	1	28	0	29	0	22	0	23	0	26
3:15	0	24	0	33	1	27	0	23	1	22	0	26
3:30	0	26	0	29	0	31	1	21	1	23	0	26
3:45	1	29	0	46	0	27	0	19	0	25	0	29
4:00	0	22	0	30	0	22	0	20	0	20	0	23
4:15	0	32	0	40	0	30	0	22	0	26	0	30
4:30	0	42	0	40	0	30	0	21	0	26	0	32
4:45	0	22	0	29	0	31	0	19	0	22	0	25
5:00	0	31	1	30	1	28	0	21	0	21	0	26
5:15	1	28	0	25	0	27	0	22	1	19	0	24
5:30	3	18	0	12	0	26	2	14	0	16	1	17
5:45	0	16	1	21	3	22	0	17	1	14	1	18
6:00	1	15	1	21	3	16	2	13	1	12	2	15
6:15	0	10	0	20	1	12	0	9	0	13	0	13
6:30	1	10	3	13	1	17	0	12	1	13	1	13
6:45	2	12	3	12	1	11	4	6	3	6	3	9
7:00	5	6	8	11	4	11	3	9	5	10	5	9
7:15	2	8	5	9	9	8	10	8	8	7	7	8
7:30	5	12	12	6	4	6	10	5	8	7	8	7
7:45	11	5	7	6	14	3	12	4	9	3	11	4
8:00	8	1	9	4	9	3	12	2	9	3	9	3
8:15	7	3	15	3	12	3	11	3	11	3	11	3
8:30	18	3	13	2	12	3	15	2	14	2	14	2
8:45	19	2	15	0	9	1	13	1	12	3	14	1
9:00	27	2	16	2	11	2	10	4	20	4	17	3
9:15	18	2	18	0	20	2	16	1	20	2	18	1
9:30	18	2	19	1	18	1	26	1	27	2	22	1
9:45	32	2	32	0	21	1	31	1	25	1	28	1
10:00	27	0	23	1	32	1	26	2	23	1	26	1
10:15	21	2	20	0	20	2	23	1	24	1	22	1
10:30	25	0	23	0	37	0	23	2	26	1	27	1
10:45	19	2	30	3	29	1	21	2	25	2	25	2
11:00	25	0	31	0	29	1	20	0	24	1	26	0
11:15	32	0	41	0	28	1	26	0	27	1	31	0
11:30	26	0	28	0	29	1	23	0	27	1	27	0
11:45	23	0	29	0	32	1	26	0	25	0	27	0
Totals	378	676	406	785	392	779	367	568	382	645	384	687
Day Total	1054		1191		1171		935		1027		1071	
AM Pct	35.9%		34.1%		33.5%		39.3%		37.2%		35.9%	
Peak Hour	11:00	16:15	10:45	15:45	10:30	14:15	9:30	13:45	10:45	12:00	11:00	15:45
Peak Volume	106	127	130	156	123	127	106	88	103	99	111	114
P.H.F	0.8281	0.7560	0.7927	0.8478	0.8311	0.9071	0.8548	0.8800	0.9537	0.9519	0.8952	0.8906

AECOM												
7:00-8:00 AM	23		32		31		35		30		30	
7:15-8:15 AM	26		33		36		44		34		35	
7:30-8:30 AM	31		43		39		45		37		39	
7:45-8:45 AM	44		44		47		50		43		46	
8:00-9:00 AM	52		52		42		51		46		49	
4:00-5:00 AM		118		139		113		82		94		109
4:15-5:15 AM		127		139		119		83		95		113
4:30-5:30 AM		123		124		116		83		88		107
4:45-5:45 AM		99		96		112		76		78		92
5:00-6:00 AM		93		88		103		74		70		86

Client: AECOM SJ
 File Number: L-01A -SB-IN
 Route: 0
 Location: 0

Site Ref: L-01A
 Direction: SB-IN

Count Date	11/1/2021		11/2/2021		11/3/2021		11/4/2021		11/5/2021		Average	
Count Time	AM	PM	AM	PM	AM	PM	AM	PM	AM	PM	AM	PM
0:00	0	4	0	3	0	3	1	3	0	7	0	4
0:15	0	4	0	1	0	4	0	2	0	2	0	3
0:30	0	6	0	7	0	4	0	7	0	1	0	5
0:45	0	10	0	2	0	5	0	6	0	4	0	5
1:00	0	7	0	4	0	7	0	7	0	1	0	5
1:15	0	4	2	2	0	3	0	2	0	2	0	3
1:30	0	4	1	3	2	5	3	6	0	4	1	4
1:45	0	4	0	5	0	2	0	5	2	5	0	4
2:00	0	3	0	4	0	7	0	3	0	5	0	4
2:15	0	3	0	2	1	4	1	4	1	2	1	3
2:30	0	1	0	2	0	4	1	3	0	3	0	3
2:45	0	6	0	0	0	4	0	3	0	6	0	4
3:00	0	8	0	6	0	5	0	4	0	4	0	5
3:15	0	9	0	3	0	6	0	4	0	11	0	7
3:30	0	5	0	8	0	4	0	5	0	5	0	5
3:45	0	9	0	7	0	10	0	12	0	16	0	11
4:00	0	10	0	10	0	11	0	10	0	7	0	10
4:15	3	13	0	21	0	16	1	17	0	13	1	16
4:30	0	17	0	16	2	17	0	13	1	19	1	16
4:45	0	14	0	9	1	20	0	9	0	14	0	13
5:00	0	13	0	9	0	13	0	10	1	10	0	11
5:15	0	12	0	9	0	10	1	4	1	8	0	9
5:30	0	12	1	7	0	6	0	6	0	14	0	9
5:45	0	6	1	7	1	11	0	6	1	4	1	7
6:00	1	5	2	7	0	7	0	4	0	3	1	5
6:15	2	3	1	2	3	5	5	3	3	4	3	3
6:30	1	2	6	2	1	1	2	0	1	5	2	2
6:45	2	3	3	1	5	1	1	1	2	2	3	2
7:00	4	1	5	1	2	1	7	2	3	3	4	2
7:15	8	1	5	1	7	0	4	1	7	3	6	1
7:30	7	1	8	0	7	0	6	0	4	0	6	0
7:45	7	0	11	3	3	0	10	1	14	0	9	1
8:00	12	0	4	0	7	0	9	0	3	3	7	1
8:15	11	0	17	0	17	0	17	0	16	0	16	0
8:30	24	1	19	0	21	0	16	1	22	0	20	0
8:45	16	1	12	1	17	0	13	1	15	0	15	1
9:00	10	1	15	0	13	2	19	0	11	0	14	1
9:15	15	0	9	0	4	1	10	1	15	0	11	0
9:30	5	0	9	0	8	0	7	3	8	1	7	1
9:45	3	1	5	0	7	0	5	0	8	0	6	0
10:00	7	0	6	0	9	0	9	0	2	0	7	0
10:15	5	0	1	0	4	0	3	0	3	1	3	0
10:30	3	0	1	0	4	0	3	1	1	0	2	0
10:45	1	0	6	1	7	1	1	0	2	0	3	0
11:00	1	0	1	0	6	0	3	0	5	0	3	0
11:15	0	0	1	0	3	0	1	0	2	0	1	0
11:30	3	0	4	0	4	0	2	0	1	0	3	0
11:45	6	0	6	0	5	0	2	0	4	0	5	0
Totals	157	204	162	166	171	200	163	170	159	192	162	186
Day Total	361		328		371		333		351		348	
AM Pct	43.5%		49.4%		46.1%		48.9%		45.3%		46.6%	
Peak Hour	8:30	16:15	8:15	16:00	8:15	16:15	8:15	15:45	8:15	16:15	8:15	16:15
Peak Volume	65	57	63	56	68	66	65	52	64	56	65	56
P.H.F	0.6771	0.8382	0.8289	0.6667	0.8095	0.8250	0.8553	0.7647	0.7273	0.7368	0.8125	0.8750

AECOM												
7:00-8:00 AM	26		29		19		27		28		26	
7:15-8:15 AM	34		28		24		29		28		29	
7:30-8:30 AM	37		40		34		42		37		38	
7:45-8:45 AM	54		51		48		52		55		52	
8:00-9:00 AM	63		52		62		55		56		58	

4:00-5:00 AM		54		56		64		49		53		55
4:15-5:15 AM		57		55		66		49		56		57
4:30-5:30 AM		56		43		60		36		51		49
4:45-5:45 AM		51		34		49		29		46		42
5:00-6:00 AM		43		32		40		26		36		35

Client: AECOM SJ
 File Number: L-01A - NB-OUT
 Route: 0
 Location: 0

Site Ref: L-01A
 Direction: NB-OUT

Count Date	11/1/2021		11/2/2021		11/3/2021		11/4/2021		11/5/2021		Average	
Count Time	AM	PM	AM	PM	AM	PM	AM	PM	AM	PM	AM	PM
0:00	0	2	0	1	0	7	0	1	0	1	0	2
0:15	0	3	0	3	1	1	0	4	0	1	0	2
0:30	0	3	2	3	0	2	1	1	0	1	1	2
0:45	0	3	0	2	0	2	1	2	0	0	0	2
1:00	0	0	0	0	0	7	0	6	0	1	0	3
1:15	0	1	0	3	0	4	0	0	0	0	1	2
1:30	0	3	0	5	0	4	0	8	0	3	0	5
1:45	0	1	0	4	0	1	0	4	0	2	0	2
2:00	0	7	0	5	0	4	0	3	0	3	0	4
2:15	0	4	0	1	0	3	1	4	0	3	0	3
2:30	0	1	0	5	0	5	1	1	0	1	0	3
2:45	0	5	0	4	0	0	0	2	0	3	0	3
3:00	0	5	0	2	0	4	0	1	0	3	0	3
3:15	0	3	0	4	0	4	0	4	0	12	0	5
3:30	0	2	0	4	0	4	0	5	0	3	0	4
3:45	0	6	2	5	2	3	3	3	1	7	2	5
4:00	0	3	0	7	0	9	0	7	0	7	0	7
4:15	1	11	0	5	0	8	1	9	0	4	0	7
4:30	0	12	0	16	2	6	0	9	3	14	1	11
4:45	0	17	0	9	1	14	0	9	0	12	0	12
5:00	0	13	0	10	0	6	0	6	1	6	0	8
5:15	0	7	0	7	0	9	0	6	1	3	0	6
5:30	0	7	3	7	0	7	0	6	0	6	1	7
5:45	0	3	0	4	0	10	0	1	0	6	0	5
6:00	0	5	2	8	0	4	0	4	0	0	0	4
6:15	0	6	0	3	0	5	1	3	0	4	0	4
6:30	0	3	0	5	0	4	1	1	0	3	0	3
6:45	0	2	1	4	2	1	0	2	1	1	1	2
7:00	0	2	1	0	1	1	2	1	0	1	1	1
7:15	4	2	0	1	1	0	1	1	1	2	1	1
7:30	4	1	2	1	3	2	2	1	2	1	3	1
7:45	4	0	4	1	1	0	5	2	4	0	4	1
8:00	6	1	3	0	1	2	3	1	4	2	3	1
8:15	8	0	4	0	2	0	4	0	5	1	5	0
8:30	4	3	9	0	6	1	12	1	8	0	8	1
8:45	11	2	5	1	11	0	6	1	12	0	9	1
9:00	3	3	5	1	4	2	8	2	9	0	6	2
9:15	7	0	5	0	3	2	7	1	5	3	5	1
9:30	9	0	3	0	8	0	5	3	6	3	6	1
9:45	2	2	8	0	5	0	3	0	7	0	5	0
10:00	2	0	4	0	6	0	6	1	3	0	4	0
10:15	3	0	4	0	2	1	2	1	1	0	2	0
10:30	5	0	3	0	4	0	2	1	2	0	3	0
10:45	2	0	5	2	7	0	2	0	1	3	3	1
11:00	1	0	3	0	4	0	2	0	5	2	3	0
11:15	0	0	3	0	3	0	0	0	1	0	1	0
11:30	3	0	3	0	5	0	2	0	3	0	3	0
11:45	2	0	1	0	3	0	2	0	2	0	2	0
Totals	81	154	85	143	88	149	86	129	88	129	83	138
Day Total	235		228		237		215		217		221	
AM Pct	34.5%		37.3%		37.1%		40.0%		40.6%		37.6%	
Peak Hour	8:45	16:15	8:30	16:30	8:45	16:00	8:30	16:00	8:15	16:00	8:15	16:15
Peak Volume	30	53	24	42	26	37	33	34	34	37	28	38
P.H.F	0.6818	0.7794	0.6667	0.6563	0.5909	0.6607	0.6875	0.9444	0.7083	0.6607	0.7778	0.7917

AECOM

7:00-8:00 AM	12	7	6	10	7	8
7:15-8:15 AM	18	9	6	11	11	11
7:30-8:30 AM	22	13	7	14	15	14
7:45-8:45 AM	22	20	10	24	21	19
8:00-9:00 AM	29	21	20	25	29	25

4:00-5:00 AM	43	37	37	34	37	38
4:15-5:15 AM	53	40	34	33	36	39
4:30-5:30 AM	49	42	35	30	35	38
4:45-5:45 AM	44	33	36	27	27	33
5:00-6:00 AM	30	28	32	19	21	26

Client: AECOM SJ
 File Number: L-2A - EB-IN
 Route: L-2A
 Location: L-2A

Site Ref: L-2A
 Direction: EB-IN

Count Date	11/1/2021		11/2/2021		11/3/2021		11/4/2021		11/5/2021		Average	
Count Time	AM	PM	AM	PM	AM	PM	AM	PM	AM	PM	AM	PM
0:00	1	9	0	10	0	3	0	5	1	11	0	8
0:15	1	4	1	3	0	8	1	13	0	5	1	7
0:30	0	6	0	8	0	9	0	7	0	4	0	7
0:45	0	11	1	9	0	12	1	13	0	8	0	11
1:00	0	4	0	7	1	7	0	7	0	8	0	7
1:15	0	1	0	7	0	2	0	7	2	8	0	5
1:30	2	10	0	6	1	5	0	5	0	4	1	6
1:45	0	7	1	4	0	6	0	2	0	11	0	6
2:00	0	9	1	6	0	4	1	5	2	7	1	6
2:15	0	2	0	3	2	8	0	1	1	7	1	4
2:30	0	4	0	4	0	10	0	5	0	2	0	5
2:45	0	5	0	7	0	8	0	3	0	7	0	6
3:00	0	7	0	3	0	5	0	2	0	6	0	5
3:15	0	9	0	3	0	8	0	2	0	5	0	5
3:30	0	1	0	5	0	2	0	3	0	8	0	4
3:45	0	3	0	12	0	8	0	9	0	7	0	8
4:00	1	8	0	10	2	7	0	5	1	3	1	7
4:15	2	11	1	4	1	4	1	4	2	9	1	6
4:30	1	7	1	4	0	7	1	12	1	8	1	8
4:45	1	8	2	3	1	7	1	7	1	7	1	6
5:00	1	12	0	3	2	5	2	3	0	6	1	6
5:15	2	3	1	6	0	7	3	6	1	6	1	6
5:30	6	2	6	8	5	7	5	6	7	6	6	6
5:45	7	5	4	3	6	3	5	4	6	13	6	6
6:00	4	4	7	5	2	2	6	2	2	6	4	4
6:15	5	3	8	5	7	2	10	3	6	6	7	4
6:30	8	2	13	2	8	7	17	3	7	9	11	5
6:45	18	0	28	5	36	2	30	4	23	7	27	4
7:00	14	0	20	0	14	0	18	3	13	10	16	3
7:15	21	1	29	1	16	2	14	2	15	7	19	3
7:30	32	2	18	2	19	0	11	0	27	3	21	1
7:45	17	2	19	2	20	2	21	2	15	2	18	2
8:00	17	1	23	4	18	2	18	2	14	2	18	2
8:15	25	0	24	1	31	0	26	2	20	0	25	1
8:30	19	0	27	1	19	0	28	0	23	0	23	0
8:45	16	0	16	1	26	0	24	0	18	0	20	0
9:00	15	0	14	1	17	0	15	0	15	1	15	0
9:15	5	0	12	0	17	0	15	0	13	0	12	0
9:30	12	0	8	1	11	0	5	0	9	0	9	0
9:45	7	0	9	0	16	0	7	1	11	0	10	0
10:00	6	1	9	0	9	0	8	0	6	0	8	0
10:15	11	0	10	0	6	1	9	1	11	0	9	0
10:30	11	0	6	1	12	0	9	0	6	0	9	0
10:45	6	0	12	0	10	1	4	0	8	3	8	1
11:00	5	0	6	0	9	0	4	1	5	2	6	1
11:15	8	0	7	0	7	0	9	1	4	0	7	0
11:30	3	0	9	1	6	0	6	0	4	1	6	0
11:45	6	0	8	1	8	0	10	1	7	0	8	0
Totals	316	164	361	172	365	173	345	164	307	225	338	182
Day Total	480		533		538		509		532		520	
AM Pct	65.8%		67.7%		67.8%		67.8%		57.7%		65.0%	
Peak Hour	7:30	16:15	6:45	12:30	8:00	12:15	8:00	12:15	6:45	17:45	8:00	12:00
Peak Volume	91	38	95	31	94	36	96	40	78	34	86	33
P.H.F	0.7109	0.7917	0.8190	0.8611	0.7581	0.7500	0.8571	0.7692	0.7222	0.6538	0.8600	0.7500

AECOM												
7:00-8:00 AM	84		86		69		64		70		75	
7:15-8:15 AM	87		89		73		64		71		77	
7:30-8:30 AM	91		84		88		76		76		83	
7:45-8:45 AM	78		93		88		93		72		85	
8:00-9:00 AM	77		90		94		96		75		86	

4:00-5:00 AM		34		21		25		28		27		27
4:15-5:15 AM		38		14		23		26		30		26
4:30-5:30 AM		30		16		26		28		27		25
4:45-5:45 AM		25		20		26		22		25		24
5:00-6:00 AM		22		20		22		19		31		23

Client: AECOM SJ
 File Number: L-2A - WB-OUT
 Route: L-2A
 Location: L-2A

Site Ref: L-2A
 Direction: WB-OUT

Count Date	11/1/2021		11/2/2021		11/3/2021		11/4/2021		11/5/2021		Average	
Count Time	AM	PM	AM	PM	AM	PM	AM	PM	AM	PM	AM	PM
0:00	2	5	0	8	0	8	1	3	1	13	1	7
0:15	0	11	0	7	0	13	0	14	1	7	0	10
0:30	0	8	1	10	0	3	1	6	0	5	0	6
0:45	0	7	0	8	0	10	0	14	0	6	0	9
1:00	0	11	1	5	1	6	0	10	0	3	0	7
1:15	0	8	0	10	0	6	0	8	1	9	0	8
1:30	1	4	0	4	0	8	0	6	0	3	0	5
1:45	0	8	0	7	1	6	0	3	0	10	0	7
2:00	0	10	2	8	0	9	1	6	0	11	1	9
2:15	0	11	1	11	2	8	2	5	4	11	2	9
2:30	0	12	0	11	0	15	0	14	1	10	0	12
2:45	0	11	0	11	0	14	1	11	0	13	0	12
3:00	0	9	0	12	0	10	0	10	0	10	0	10
3:15	0	7	0	4	0	14	0	9	0	14	0	10
3:30	0	13	0	14	0	10	0	13	0	10	0	12
3:45	1	10	0	14	0	12	0	6	0	15	0	11
4:00	0	25	0	20	0	24	0	16	1	11	0	19
4:15	1	16	0	15	2	10	0	14	1	20	1	15
4:30	0	18	0	16	1	19	0	21	0	22	0	19
4:45	0	19	0	24	0	14	0	26	0	9	0	18
5:00	1	25	0	19	0	31	0	29	0	24	0	26
5:15	0	15	1	19	1	28	3	15	0	24	1	20
5:30	0	24	3	24	0	23	1	26	3	16	1	23
5:45	4	19	2	12	0	20	1	16	3	11	2	16
6:00	3	16	1	25	3	12	1	14	1	17	2	17
6:15	1	10	0	15	0	12	2	15	4	11	1	13
6:30	1	3	5	5	0	16	6	13	2	17	3	11
6:45	3	5	2	11	0	5	4	14	2	10	2	9
7:00	2	7	3	5	2	4	7	13	2	6	3	7
7:15	5	4	8	4	3	8	3	2	1	9	4	5
7:30	5	6	5	8	6	6	3	6	7	9	5	7
7:45	4	1	4	10	6	5	0	7	2	5	3	6
8:00	3	4	5	5	6	4	3	4	3	4	4	4
8:15	3	4	6	5	4	1	3	8	3	6	4	5
8:30	4	2	8	0	4	2	5	2	5	1	5	1
8:45	6	2	7	3	7	2	8	0	4	1	6	2
9:00	3	0	3	2	4	2	3	2	4	7	3	3
9:15	4	0	3	1	5	0	4	0	6	8	4	2
9:30	2	2	3	3	6	3	3	1	7	8	4	3
9:45	3	0	5	2	4	3	2	1	1	3	3	2
10:00	8	0	5	1	3	1	6	1	6	0	6	1
10:15	4	0	3	0	1	1	4	0	6	1	4	0
10:30	8	0	8	1	6	0	4	0	3	5	6	1
10:45	10	1	5	0	3	1	5	2	5	6	6	2
11:00	5	1	7	0	7	2	6	0	4	9	6	2
11:15	4	0	4	0	8	0	2	1	11	1	6	0
11:30	4	0	6	0	10	1	5	0	1	0	5	0
11:45	8	1	10	2	9	0	9	1	4	2	8	1
Totals	113	375	127	401	115	412	109	408	110	433	112	404
Day Total	488		528		527		517		543		516	
AM Pct	23.2%		24.1%		21.8%		21.1%		20.3%		21.7%	
Peak Hour	10:00	16:45	11:00	16:45	11:00	17:00	11:00	16:45	10:30	16:30	11:00	16:45
Peak Volume	30	83	27	86	34	102	22	96	23	79	25	87
P.H.F	0.7500	0.8300	0.6750	0.8958	0.8500	0.8226	0.6111	0.8276	0.5227	0.8229	0.7813	0.8365

AECOM

7:00-8:00 AM	16		20		17		13		12		16	
7:15-8:15 AM	17		22		21		9		13		16	
7:30-8:30 AM	15		20		22		9		15		16	
7:45-8:45 AM	14		23		20		11		13		16	
8:00-9:00 AM	16		26		21		19		15		19	

4:00-5:00 AM		78		75		67		77		62		72
4:15-5:15 AM		78		74		74		90		75		78
4:30-5:30 AM		77		78		92		91		79		83
4:45-5:45 AM		83		86		96		96		73		87
5:00-6:00 AM		83		74		102		86		75		84

Client: AECOM SJ
 File Number: L-3B - EB-IN
 Route: L-3B
 Location: L-3B

Site Ref: L-3B
 Direction: EB-IN

Count Date	11/1/2021		11/2/2021		11/3/2021		11/4/2021		11/5/2021		Average	
Count Time	AM	PM	AM	PM	AM	PM	AM	PM	AM	PM	AM	PM
0:00	1	3	0	5	1	0	0	2	0	7	0	3
0:15	1	3	0	3	1	2	0	4	0	7	0	4
0:30	0	3	0	3	0	4	0	6	0	4	0	4
0:45	1	4	0	7	0	5	0	7	0	6	0	6
1:00	0	1	0	2	0	3	0	3	0	3	0	2
1:15	0	5	0	6	2	8	0	2	0	8	0	6
1:30	0	7	0	6	0	4	0	5	0	2	0	5
1:45	0	1	1	10	0	5	1	5	0	5	0	5
2:00	0	5	0	5	1	11	0	5	0	5	0	6
2:15	0	3	0	6	1	9	1	5	0	5	0	6
2:30	0	5	0	8	1	3	0	5	0	5	0	5
2:45	0	2	0	2	0	2	0	2	0	4	0	2
3:00	0	2	0	3	0	4	0	3	1	6	0	4
3:15	2	2	1	2	1	2	0	1	0	6	1	3
3:30	0	6	4	7	0	2	0	6	1	8	1	6
3:45	1	6	1	7	2	2	2	2	0	6	1	5
4:00	1	1	1	5	2	3	0	5	1	6	1	4
4:15	1	4	1	8	1	7	0	4	0	8	1	6
4:30	7	8	6	8	2	3	3	10	0	6	4	7
4:45	3	7	4	8	6	12	6	9	4	10	5	9
5:00	1	8	2	4	1	1	1	6	1	9	1	6
5:15	4	4	4	9	5	3	4	9	5	5	4	6
5:30	6	5	4	9	6	4	6	4	4	3	5	5
5:45	4	2	4	6	7	4	3	3	4	6	4	4
6:00	6	4	13	6	10	4	18	3	8	3	11	4
6:15	16	7	9	4	20	5	15	2	24	8	17	5
6:30	23	5	41	6	45	1	44	2	37	4	38	4
6:45	40	4	44	3	42	5	30	3	17	3	35	4
7:00	13	0	13	4	7	0	5	1	7	3	9	2
7:15	12	3	4	2	7	0	8	0	13	1	9	1
7:30	11	7	9	4	7	7	8	7	7	4	8	6
7:45	2	4	3	5	1	7	3	0	5	5	3	4
8:00	10	2	5	3	3	3	4	5	8	2	6	3
8:15	4	2	2	7	9	3	4	0	4	1	5	3
8:30	7	1	7	3	7	1	10	3	3	1	7	2
8:45	8	0	8	0	7	0	2	1	7	0	6	0
9:00	3	0	4	0	3	1	3	2	1	0	3	1
9:15	4	2	8	0	4	2	7	0	2	4	5	2
9:30	4	2	1	0	1	0	3	1	6	2	3	1
9:45	1	0	2	0	4	0	3	0	0	0	2	0
10:00	2	0	3	2	4	0	5	2	4	0	4	1
10:15	4	0	6	1	0	0	3	0	3	1	3	0
10:30	0	0	1	0	5	2	4	0	6	2	3	1
10:45	1	2	6	1	1	0	3	3	2	1	3	1
11:00	3	1	2	4	4	0	4	0	3	1	3	1
11:15	1	1	1	2	0	0	5	0	5	0	2	1
11:30	1	1	3	1	2	1	7	1	5	1	4	1
11:45	3	1	0	1	4	0	3	0	3	0	3	0
Totals	212	146	228	198	237	145	228	149	201	187	220	167
Day Total	358		426		382		377		388		387	
AM Pct	59.2%		53.5%		62.0%		60.5%		51.8%		56.8%	
Peak Hour	6:15	16:15	6:00	16:45	6:00	13:30	6:00	16:30	6:00	16:15	6:00	16:15
Peak Volume	92	27	107	30	117	29	107	34	86	33	101	28
P.H.F	0.5750	0.8438	0.6080	0.8333	0.6500	0.6591	0.6080	0.8500	0.5811	0.8250	0.6645	0.7778

AECOM												
7:00-8:00 AM	38		29		22		24		32		29	
7:15-8:15 AM	35		21		18		23		33		26	
7:30-8:30 AM	27		19		20		19		24		22	
7:45-8:45 AM	23		17		20		21		20		20	
8:00-9:00 AM	29		22		26		20		22		24	

4:00-5:00 AM		20		29		25		28		30		26
4:15-5:15 AM		27		28		23		29		33		28
4:30-5:30 AM		27		29		19		34		30		28
4:45-5:45 AM		24		30		20		28		27		26
5:00-6:00 AM		19		28		12		22		23		21

Client: AECOM SJ
 File Number: L-3B - WB-OUT
 Route: L-3B
 Location: L-3B

Site Ref: L-3B
 Direction: WB-OUT

Count Date	11/1/2021		11/2/2021		11/3/2021		11/4/2021		11/5/2021		Average	
Count Time	AM	PM	AM	PM	AM	PM	AM	PM	AM	PM	AM	PM
0:00	1	4	0	3	2	2	0	0	1	5	1	3
0:15	0	1	0	1	3	1	0	3	0	5	1	2
0:30	0	2	1	5	0	4	0	4	0	4	0	4
0:45	1	1	0	6	0	2	1	4	0	4	0	3
1:00	0	1	0	4	0	4	0	4	0	4	0	3
1:15	1	3	0	5	2	9	0	3	0	6	1	5
1:30	0	14	0	10	0	8	0	7	0	5	0	9
1:45	0	3	0	7	0	6	1	6	0	6	0	6
2:00	0	5	1	5	1	9	1	8	1	5	1	6
2:15	0	1	1	5	1	8	1	5	1	6	1	5
2:30	0	6	0	12	0	6	0	7	0	4	0	7
2:45	0	2	0	3	0	4	0	3	0	8	0	4
3:00	0	4	0	4	1	5	0	3	0	12	0	6
3:15	0	4	0	8	0	7	0	8	0	11	0	8
3:30	0	5	0	18	0	10	0	10	0	12	0	11
3:45	0	9	1	10	0	3	0	4	0	5	0	6
4:00	0	8	0	11	0	1	0	5	0	14	0	8
4:15	0	8	0	9	0	8	0	8	1	3	0	7
4:30	2	10	1	7	1	8	2	8	0	6	1	8
4:45	0	11	0	3	0	8	0	9	0	10	0	8
5:00	0	6	0	9	0	4	0	10	1	15	0	9
5:15	0	7	0	7	1	5	0	9	1	6	0	7
5:30	2	13	0	11	2	6	3	6	2	15	2	10
5:45	1	5	5	8	5	5	1	6	3	6	3	6
6:00	2	6	5	9	5	8	6	7	3	3	4	7
6:15	4	9	2	6	4	5	0	5	3	7	3	6
6:30	4	7	8	9	11	3	5	8	10	3	8	6
6:45	11	2	15	5	28	7	9	6	3	5	13	5
7:00	9	1	8	5	8	2	6	2	1	3	6	3
7:15	11	2	5	2	8	4	4	0	6	3	7	2
7:30	9	25	6	22	6	23	8	25	6	15	7	22
7:45	2	6	2	20	2	15	5	3	4	11	3	11
8:00	8	8	5	6	3	6	3	14	4	5	5	8
8:15	2	4	4	10	8	3	1	2	2	3	3	4
8:30	6	2	4	3	7	0	8	3	3	1	6	2
8:45	6	2	9	2	4	0	1	2	5	2	5	2
9:00	2	0	5	0	5	1	4	1	0	0	3	0
9:15	2	2	5	0	4	2	4	1	1	6	3	2
9:30	5	4	2	2	2	2	4	2	6	5	4	3
9:45	2	0	0	0	5	0	3	0	0	3	2	1
10:00	2	0	2	1	5	0	3	1	3	0	3	0
10:15	1	0	5	0	0	0	1	1	4	4	2	1
10:30	1	0	3	0	7	1	4	1	7	3	4	1
10:45	7	1	5	2	0	2	4	5	2	2	4	2
11:00	3	3	2	5	2	2	3	2	2	2	2	3
11:15	0	1	2	5	2	2	6	1	3	1	3	2
11:30	4	3	4	0	4	3	7	4	5	2	5	2
11:45	4	0	0	1	2	1	3	1	5	0	3	1
Totals	115	221	118	286	151	225	112	237	99	266	119	247
Day Total	336		404		376		349		365		366	
AM Pct	34.2%		29.2%		40.2%		32.1%		27.1%		32.5%	
Peak Hour	6:45	19:30	6:30	19:30	6:30	19:15	6:45	19:30	6:30	16:45	6:30	19:30
Peak Volume	40	43	36	58	55	48	27	44	20	46	34	45
P.H.F	0.9091	0.4300	0.6000	0.6591	0.4911	0.5217	0.7500	0.4400	0.5000	0.7667	0.6538	0.5114

AECOM

7:00-8:00 AM	31	21	24	23	17	23
7:15-8:15 AM	30	18	19	20	20	21
7:30-8:30 AM	21	17	19	17	16	18
7:45-8:45 AM	18	15	20	17	13	17
8:00-9:00 AM	22	22	22	13	14	19

4:00-5:00 AM	37	30	25	30	33	31
4:15-5:15 AM	35	28	28	35	34	32
4:30-5:30 AM	34	26	25	36	37	32
4:45-5:45 AM	37	30	23	34	46	34
5:00-6:00 AM	31	35	20	31	42	32

Client: AECOM SJ
 File Number: L-9A - EB-IN
 Route: L-9A
 Location: L-9A

Site Ref: L-9A
 Direction: EB-IN

Count Date	11/1/2021		11/2/2021		11/3/2021		11/4/2021		11/5/2021		Average	
Count Time	AM	PM	AM	PM	AM	PM	AM	PM	AM	PM	AM	PM
0:00	0	0	0	0	0	0	0	0	0	1	0	0
0:15	0	0	0	0	0	0	0	0	0	0	0	0
0:30	0	0	0	0	0	0	0	0	0	0	0	0
0:45	1	0	1	0	1	0	0	0	0	1	1	0
1:00	0	0	0	0	0	0	0	0	0	0	0	0
1:15	0	0	0	0	0	0	0	0	0	0	0	0
1:30	0	0	0	0	0	0	0	1	0	0	0	0
1:45	0	1	0	1	0	1	0	1	0	1	0	1
2:00	0	0	0	1	1	0	1	0	0	2	0	1
2:15	1	1	1	1	0	1	0	1	1	1	1	1
2:30	0	0	0	2	0	2	0	2	0	1	0	1
2:45	1	0	1	1	1	0	1	0	1	0	1	0
3:00	0	1	0	0	0	0	0	0	0	1	0	0
3:15	0	0	0	0	1	0	0	0	1	0	0	0
3:30	1	0	3	0	1	0	2	0	1	0	2	0
3:45	1	1	0	0	1	0	1	0	1	0	1	0
4:00	1	0	0	0	0	0	0	0	0	0	0	0
4:15	1	0	1	0	2	0	1	0	0	0	1	0
4:30	0	0	0	1	0	0	0	0	0	0	0	0
4:45	0	0	0	0	0	0	0	0	2	0	0	0
5:00	0	0	1	0	1	0	0	0	0	0	0	0
5:15	3	0	1	0	2	0	3	0	0	0	2	0
5:30	2	0	2	0	2	0	1	0	4	0	2	0
5:45	4	0	4	0	3	0	6	0	0	0	3	0
6:00	3	0	4	0	4	0	8	0	6	0	5	0
6:15	17	0	13	0	10	0	16	0	13	0	14	0
6:30	6	0	8	0	12	0	5	0	7	0	8	0
6:45	2	0	2	0	7	0	4	0	0	0	3	0
7:00	0	0	0	0	1	0	0	0	0	0	0	0
7:15	2	0	1	0	1	0	0	0	0	0	1	0
7:30	2	0	2	0	1	0	1	0	2	0	2	0
7:45	1	0	1	0	0	0	0	0	0	1	0	0
8:00	0	0	1	0	0	0	1	0	1	0	1	0
8:15	0	0	0	0	0	0	0	0	0	0	0	0
8:30	1	0	1	0	1	0	1	0	1	0	1	0
8:45	0	0	0	0	2	0	0	0	2	0	1	0
9:00	1	0	1	0	1	1	0	0	1	0	1	0
9:15	0	0	1	0	0	0	0	0	0	0	0	0
9:30	0	0	1	0	1	0	0	0	0	0	0	0
9:45	1	2	0	1	1	0	0	0	0	0	0	1
10:00	0	0	0	0	0	0	0	0	0	0	0	0
10:15	0	0	1	0	0	0	0	0	0	1	0	0
10:30	0	0	0	0	2	0	1	0	1	0	1	0
10:45	1	0	0	0	0	0	1	0	0	0	0	0
11:00	0	0	0	0	0	0	0	0	0	0	0	0
11:15	0	0	0	0	0	0	0	0	1	0	0	0
11:30	0	0	1	0	1	0	0	0	2	0	1	0
11:45	1	0	0	0	0	0	1	0	2	0	1	0
Totals	54	6	53	8	61	5	55	5	50	10	54	5
Day Total	60		61		66		60		60		59	
AM Pct	90.0%		86.9%		92.4%		91.7%		83.3%		91.5%	
Peak Hour	5:45	13:30	5:45	13:45	6:00	13:45	5:45	13:45	5:45	13:45	5:45	13:45
Peak Volume	30	2	29	5	33	4	35	4	26	5	30	4
P.H.F	0.4412	0.5000	0.5577	0.6250	0.6875	0.5000	0.5469	0.5000	0.5000	0.6250	0.5357	1.0000

AECOM

7:00-8:00 AM	5	4	3	1	2	3
7:15-8:15 AM	5	5	2	2	3	3
7:30-8:30 AM	3	4	1	2	3	3
7:45-8:45 AM	2	3	1	2	2	2
8:00-9:00 AM	1	2	3	2	4	2

4:00-5:00 AM	0	1	0	0	0	0
4:15-5:15 AM	0	1	0	0	0	0
4:30-5:30 AM	0	1	0	0	0	0
4:45-5:45 AM	0	0	0	0	0	0
5:00-6:00 AM	0	0	0	0	0	0

Client: AECOM SJ
 File Number: L-9A - WB-OUT
 Route: L-9A
 Location: L-9A

Site Ref: L-9A
 Direction: WB-OUT

Count Date	11/1/2021		11/2/2021		11/3/2021		11/4/2021		11/5/2021		Average	
Count Time	AM	PM	AM	PM	AM	PM	AM	PM	AM	PM	AM	PM
0:00	0	0	0	2	0	0	1	0	0	2	0	1
0:15	0	0	0	0	0	0	0	1	0	1	0	0
0:30	0	1	0	1	0	1	0	2	0	1	0	1
0:45	0	0	0	0	0	0	0	0	0	1	0	0
1:00	0	0	0	0	0	1	0	1	0	0	0	0
1:15	0	0	0	1	0	1	0	1	0	0	0	1
1:30	0	1	0	0	0	0	0	0	0	1	0	0
1:45	0	0	0	0	0	0	0	0	0	1	0	0
2:00	0	1	0	1	0	2	1	1	0	0	0	1
2:15	0	0	0	1	0	1	0	1	0	2	0	1
2:30	0	2	0	0	0	1	0	2	0	1	0	1
2:45	0	1	0	0	0	0	0	0	0	1	0	0
3:00	0	0	0	2	0	1	0	1	0	1	0	1
3:15	0	1	0	0	0	1	0	1	0	0	0	1
3:30	0	3	0	3	0	1	0	2	0	2	0	2
3:45	0	0	0	1	0	3	0	3	0	1	0	2
4:00	0	4	0	1	0	0	0	1	0	1	0	1
4:15	0	1	0	0	0	1	0	3	0	0	0	1
4:30	0	1	0	5	0	2	0	1	0	2	0	2
4:45	0	2	1	2	0	2	0	2	0	1	0	2
5:00	0	5	0	3	0	3	0	6	0	2	0	4
5:15	0	4	0	7	0	2	0	2	0	5	0	4
5:30	0	2	0	2	0	3	0	1	0	2	0	2
5:45	0	1	0	1	0	1	0	0	0	1	0	1
6:00	0	3	0	0	0	0	0	1	0	0	0	1
6:15	0	1	0	2	0	0	0	1	0	1	0	1
6:30	0	1	0	2	0	1	0	4	0	2	0	2
6:45	0	0	0	1	0	0	1	4	0	1	0	1
7:00	0	2	0	0	0	6	0	2	1	1	0	2
7:15	1	3	0	8	1	3	0	1	0	2	0	3
7:30	0	4	0	2	0	2	0	5	0	6	0	4
7:45	0	1	0	0	0	4	0	1	0	1	0	1
8:00	0	1	0	0	0	2	0	0	0	1	0	1
8:15	0	1	0	0	0	0	0	0	0	0	0	0
8:30	0	0	0	2	0	3	1	0	0	0	0	1
8:45	0	1	0	0	0	1	0	2	0	0	0	1
9:00	0	0	0	1	0	0	0	0	0	0	0	0
9:15	0	0	0	0	0	1	0	0	0	2	0	1
9:30	0	0	0	0	0	1	0	0	0	0	0	0
9:45	0	1	0	0	0	1	0	0	0	1	0	1
10:00	0	0	0	1	1	0	0	1	0	0	0	0
10:15	0	1	0	0	0	0	1	0	0	0	0	0
10:30	0	0	1	1	2	2	0	0	1	2	1	1
10:45	1	1	0	1	0	0	0	0	0	0	0	0
11:00	0	0	0	0	0	0	0	0	0	0	0	0
11:15	0	1	0	2	0	2	0	2	0	3	0	2
11:30	2	0	2	0	2	0	2	0	1	0	2	0
11:45	0	2	0	2	1	1	0	1	1	1	0	1
Totals	4	54	4	58	7	57	6	57	4	53	3	53
Day Total	58		62		64		63		57		56	
AM Pct	6.9%		6.5%		10.9%		9.5%		7.0%		5.4%	
Peak Hour	10:45	16:45	10:45	16:30	9:45	19:00	10:45	16:15	11:00	16:30	10:45	16:30
Peak Volume	3	13	2	17	3	15	2	12	2	10	2	12
P.H.F	0.3750	0.6500	0.2500	0.6071	0.3750	0.6250	0.2500	0.5000	0.5000	0.5000	0.2500	0.7500

AECOM												
7:00-8:00 AM	1		0		1		0		1		1	
7:15-8:15 AM	1		0		1		0		0		0	
7:30-8:30 AM	0		0		0		0		0		0	
7:45-8:45 AM	0		0		0		1		0		0	
8:00-9:00 AM	0		0		0		1		0		0	

4:00-5:00 AM		8		8		5		7		4		6
4:15-5:15 AM		9		10		8		12		5		9
4:30-5:30 AM		12		17		9		11		10		12
4:45-5:45 AM		13		14		10		11		10		12
5:00-6:00 AM		12		13		9		9		10		11

Client: AECOM SJ
 File Number: L-17A - NB-IN
 Route: L-17A
 Location: L-17A

Site Ref: L-17A
 Direction: NB-IN

Count Date	11/1/2021		11/2/2021		11/3/2021		11/4/2021		11/5/2021		Average	
Count Time	AM	PM	AM	PM	AM	PM	AM	PM	AM	PM	AM	PM
0:00	0	7	0	5	0	7	0	6	0	2	0	5
0:15	0	5	0	5	0	3	0	3	0	6	0	4
0:30	0	5	0	11	0	8	1	5	0	9	0	8
0:45	0	4	0	4	0	10	0	6	0	3	0	5
1:00	0	2	0	2	0	4	0	7	0	9	0	5
1:15	0	3	0	2	0	4	0	1	0	5	0	3
1:30	0	2	0	4	0	5	0	2	0	5	0	4
1:45	0	2	0	6	0	3	0	0	0	5	0	3
2:00	0	4	1	4	2	8	1	5	1	4	1	5
2:15	0	5	0	3	0	3	1	1	1	3	0	3
2:30	0	4	0	7	0	4	0	6	0	1	0	4
2:45	0	3	0	4	0	2	0	8	0	3	0	4
3:00	0	5	0	7	0	3	0	5	0	3	0	5
3:15	0	3	0	2	0	3	1	2	0	4	0	3
3:30	0	3	0	5	0	3	0	5	0	2	0	4
3:45	0	7	0	8	0	3	0	1	0	5	0	5
4:00	0	6	0	3	0	2	0	4	0	6	0	4
4:15	0	9	0	13	0	12	0	10	0	16	0	12
4:30	0	6	1	7	0	7	0	2	0	4	0	5
4:45	0	7	0	2	0	8	2	4	0	3	0	5
5:00	0	6	0	3	0	6	1	7	0	5	0	5
5:15	0	4	2	4	4	5	0	8	1	5	1	5
5:30	5	8	3	5	4	8	3	6	1	6	3	7
5:45	1	4	2	6	1	3	4	7	4	3	2	5
6:00	3	4	1	5	2	4	1	6	3	3	2	4
6:15	9	6	13	2	12	5	11	3	6	6	10	4
6:30	9	1	13	1	15	0	10	1	12	0	12	1
6:45	24	1	24	0	17	0	13	3	16	1	19	1
7:00	10	1	17	0	19	0	14	1	18	0	16	0
7:15	16	0	10	1	12	0	18	0	13	0	14	0
7:30	14	1	16	0	13	0	15	0	13	0	14	0
7:45	25	0	21	0	19	0	18	2	25	0	22	0
8:00	28	0	19	1	26	0	19	0	22	0	23	0
8:15	35	1	24	1	25	0	33	0	23	1	28	1
8:30	31	1	37	1	52	0	45	0	40	0	41	0
8:45	27	0	35	0	35	0	30	1	23	0	30	0
9:00	27	0	32	0	26	1	32	0	20	0	27	0
9:15	26	0	26	0	24	0	27	0	23	0	25	0
9:30	34	0	28	0	26	0	28	0	26	0	28	0
9:45	20	0	21	0	25	0	12	0	19	1	19	0
10:00	18	0	15	0	11	0	15	0	9	0	14	0
10:15	14	1	8	0	7	0	13	1	8	0	10	0
10:30	10	0	6	0	9	0	9	0	9	0	9	0
10:45	5	0	5	0	4	0	5	0	8	0	5	0
11:00	5	0	8	0	11	0	4	0	4	2	6	0
11:15	4	0	4	1	6	1	7	0	6	0	5	0
11:30	3	0	7	0	9	0	5	1	5	0	6	0
11:45	7	0	13	0	5	0	5	0	3	0	7	0
Totals	410	131	412	135	421	135	403	130	362	131	399	129
Day Total	541		547		556		533		493		528	
AM Pct	75.8%		75.3%		75.7%		75.6%		73.4%		75.6%	
Peak Hour	8:00	15:45	8:30	15:45	8:00	16:15	8:15	17:00	7:45	15:45	8:15	16:15
Peak Volume	121	28	130	31	138	33	140	28	110	31	126	27
P.H.F	0.8643	0.7778	0.8784	0.5962	0.6635	0.6875	0.7778	0.8750	0.6875	0.4844	0.7683	0.5625

AECOM

7:00-8:00 AM	65	64	63	65	69	65
7:15-8:15 AM	83	66	70	70	73	72
7:30-8:30 AM	102	80	83	85	83	87
7:45-8:45 AM	119	101	122	115	110	113
8:00-9:00 AM	121	115	138	127	108	122

4:00-5:00 AM	28	25	29	20	29	26
4:15-5:15 AM	28	25	33	23	28	27
4:30-5:30 AM	23	16	26	21	17	21
4:45-5:45 AM	25	14	27	25	19	22
5:00-6:00 AM	22	18	22	28	19	22

Client: AECOM SJ
 File Number: L-17A - SB-OUT
 Route: L-17A
 Location: L-17A

Site Ref: L-17A
 Direction: SB-OUT

Count Date	11/1/2021		11/2/2021		11/3/2021		11/4/2021		11/5/2021		Average	
Count Time	AM	PM	AM	PM	AM	PM	AM	PM	AM	PM	AM	PM
0:00	0	6	0	8	0	2	0	9	0	8	0	7
0:15	0	5	0	2	0	5	0	2	0	6	0	4
0:30	0	6	0	7	4	6	0	4	1	1	1	5
0:45	1	4	0	7	0	5	0	8	0	3	0	5
1:00	0	5	0	6	0	8	1	7	0	10	0	7
1:15	0	5	1	0	0	5	2	7	0	7	1	5
1:30	0	4	0	4	0	4	1	4	0	9	0	5
1:45	0	8	1	7	0	8	0	8	0	2	0	7
2:00	0	5	0	7	1	8	1	6	1	5	1	6
2:15	0	8	1	7	0	9	0	11	0	3	0	8
2:30	0	11	1	8	0	8	0	4	0	6	0	7
2:45	0	7	0	3	1	4	1	5	1	11	1	6
3:00	0	15	0	15	0	12	0	9	0	8	0	12
3:15	0	22	0	14	1	20	0	19	1	14	0	18
3:30	0	12	0	7	0	14	0	19	0	16	0	14
3:45	0	17	1	11	0	8	0	8	0	13	0	11
4:00	0	13	0	21	0	16	0	21	0	24	0	19
4:15	0	16	0	19	0	19	0	20	0	20	0	19
4:30	0	20	0	27	0	34	0	24	0	21	0	25
4:45	0	23	0	24	0	23	0	14	0	17	0	20
5:00	0	20	0	22	0	28	0	22	0	21	0	23
5:15	0	28	0	17	0	26	0	28	0	33	0	26
5:30	0	34	0	23	0	27	0	27	0	16	0	25
5:45	0	13	0	30	0	22	0	24	0	16	0	21
6:00	1	29	0	21	0	17	1	21	0	20	0	22
6:15	0	18	0	13	0	21	2	14	0	8	0	15
6:30	1	21	0	17	0	23	0	12	0	20	0	19
6:45	1	18	0	9	3	10	1	14	0	7	1	12
7:00	1	8	2	3	2	9	0	8	1	12	1	8
7:15	0	6	0	7	0	5	0	6	1	8	0	6
7:30	2	10	5	6	4	10	2	4	3	7	3	7
7:45	1	4	3	2	1	5	3	6	0	6	2	5
8:00	3	2	4	1	4	5	9	3	5	5	5	3
8:15	6	0	4	3	5	3	2	2	5	1	4	2
8:30	6	1	6	1	4	1	5	1	11	0	6	1
8:45	12	2	12	1	8	0	8	7	8	3	10	3
9:00	4	1	8	4	10	2	5	0	5	3	6	2
9:15	6	0	7	2	6	0	10	5	5	0	7	1
9:30	5	3	3	1	6	3	1	1	5	1	4	2
9:45	5	2	8	1	4	0	3	4	3	0	5	1
10:00	3	0	3	2	4	2	4	1	1	0	3	1
10:15	5	0	5	0	4	0	4	2	5	0	5	0
10:30	4	0	2	1	5	2	3	0	7	2	4	1
10:45	7	0	4	0	3	0	5	1	2	4	4	1
11:00	1	0	4	1	3	1	4	0	3	3	3	1
11:15	1	0	3	1	7	0	1	0	5	0	3	0
11:30	4	0	0	1	1	0	6	0	3	0	3	0
11:45	4	1	3	0	7	1	4	0	5	1	5	1
Totals	84	433	91	394	98	441	89	422	87	401	88	419
Day Total	517		485		539		511		488		507	
AM Pct	16.2%		18.8%		18.2%		17.4%		17.8%		17.4%	
Peak Hour	8:15	16:45	8:30	16:15	8:45	16:30	8:30	17:00	8:00	16:30	8:30	17:00
Peak Volume	28	105	33	92	30	111	28	101	29	92	29	95
P.H.F	0.5833	0.7721	0.6875	0.8519	0.7500	0.8162	0.7000	0.9018	0.6591	0.6970	0.7250	0.9135

AECOM												
7:00-8:00 AM	4		10		7		5		5		6	
7:15-8:15 AM	6		12		9		14		9		10	
7:30-8:30 AM	12		16		14		16		13		14	
7:45-8:45 AM	16		17		14		19		21		17	
8:00-9:00 AM	27		26		21		24		29		25	

4:00-5:00 AM		72		91		92		79		82		83
4:15-5:15 AM		79		92		104		80		79		87
4:30-5:30 AM		91		90		111		88		92		94
4:45-5:45 AM		105		86		104		91		87		95
5:00-6:00 AM		95		92		103		101		86		95

Client: AECOM SJ
 File Number: L-18A - SB-IN
 Route: L-18A
 Location: L-18A

Site Ref: L-18A
 Direction: SB-IN

Count Date	11/1/2021		11/2/2021		11/3/2021		11/4/2021		11/5/2021		Average	
Count Time	AM	PM	AM	PM	AM	PM	AM	PM	AM	PM	AM	PM
0:00	0	4	0	5	0	1	0	1	0	5	0	3
0:15	0	0	0	1	0	3	0	4	0	2	0	2
0:30	0	2	0	6	0	3	0	1	0	5	0	3
0:45	0	2	0	4	0	2	2	2	0	2	0	2
1:00	0	3	0	3	0	2	0	2	0	2	0	2
1:15	0	3	0	5	0	3	0	5	0	1	0	3
1:30	0	3	0	0	0	1	0	3	0	8	0	3
1:45	0	4	0	1	0	0	0	5	0	2	0	2
2:00	0	2	0	1	0	5	0	1	0	0	0	2
2:15	0	2	0	4	0	6	0	1	0	3	0	3
2:30	0	3	0	1	0	0	0	4	0	2	0	2
2:45	0	0	0	4	0	1	0	4	0	5	0	3
3:00	0	1	0	1	0	1	0	4	0	3	0	2
3:15	0	6	0	7	0	5	0	5	0	5	0	6
3:30	0	4	0	3	0	5	0	2	0	3	0	3
3:45	0	6	0	2	0	6	0	8	0	12	0	7
4:00	0	6	0	8	0	3	0	4	0	4	0	5
4:15	0	8	0	5	0	5	0	4	0	9	0	6
4:30	0	4	0	4	0	4	1	3	0	8	0	5
4:45	1	6	1	12	1	5	3	5	3	8	2	7
5:00	3	3	0	5	3	5	2	9	2	9	2	6
5:15	3	7	6	5	6	5	6	5	5	6	5	6
5:30	5	6	13	3	12	2	10	7	3	6	9	5
5:45	6	9	10	7	11	8	5	5	11	5	9	7
6:00	16	2	14	4	16	5	10	3	15	4	14	4
6:15	11	2	17	3	22	4	25	5	17	3	18	3
6:30	11	0	22	3	21	2	19	4	20	1	19	2
6:45	19	0	21	0	18	0	19	0	20	1	19	0
7:00	18	4	11	1	3	2	10	0	9	0	10	1
7:15	7	0	8	1	9	1	11	1	15	4	10	1
7:30	14	1	11	2	11	0	6	1	6	1	10	1
7:45	10	1	13	0	9	0	17	0	11	0	12	0
8:00	5	2	14	0	15	0	13	1	15	1	12	1
8:15	6	0	9	0	5	1	7	1	9	0	7	0
8:30	5	0	10	0	14	0	10	0	9	0	10	0
8:45	19	0	17	0	18	0	10	0	17	0	16	0
9:00	6	1	4	0	6	0	6	0	6	0	6	0
9:15	6	0	10	0	5	0	3	0	4	0	6	0
9:30	9	0	9	0	3	0	6	0	4	0	6	0
9:45	3	0	1	0	8	0	4	1	2	0	4	0
10:00	3	0	8	0	3	1	5	0	4	0	5	0
10:15	5	0	6	1	2	0	6	1	5	1	5	1
10:30	0	0	4	3	6	1	7	0	1	0	4	1
10:45	4	0	3	0	4	0	8	0	5	0	5	0
11:00	2	0	2	0	4	0	8	0	0	0	3	0
11:15	2	0	6	1	8	0	1	0	2	2	4	1
11:30	5	0	3	1	2	0	4	0	3	0	3	0
11:45	9	0	6	0	3	0	3	0	2	0	5	0
Totals	213	107	259	117	248	98	247	112	225	133	240	111
Day Total	320		376		346		359		358		351	
AM Pct	66.6%		68.9%		71.7%		68.8%		62.8%		68.4%	
Peak Hour	6:15	17:00	6:00	16:00	6:00	17:00	6:00	16:45	6:00	16:15	6:00	16:15
Peak Volume	59	25	74	29	77	20	73	26	72	34	70	24
P.H.F	0.7763	0.6944	0.8409	0.6042	0.8750	0.6250	0.7300	0.7222	0.9000	0.9444	0.9211	0.8571

AECOM												
7:00-8:00 AM	49		43		32		44		41		42	
7:15-8:15 AM	36		46		44		47		47		44	
7:30-8:30 AM	35		47		40		43		41		41	
7:45-8:45 AM	26		46		43		47		44		41	
8:00-9:00 AM	35		50		52		40		50		45	

4:00-5:00 AM		24		29		17		16		29		23
4:15-5:15 AM		21		26		19		21		34		24
4:30-5:30 AM		20		26		19		22		31		24
4:45-5:45 AM		22		25		17		26		29		24
5:00-6:00 AM		25		20		20		26		26		23

Client: AECOM SJ
 File Number: L-18A - NB-OUT
 Route: L-18A
 Location: L-18A

Site Ref: L-18A
 Direction: NB-OUT

Count Date	11/1/2021		11/2/2021		11/3/2021		11/4/2021		11/5/2021		Average	
Count Time	AM	PM	AM	PM	AM	PM	AM	PM	AM	PM	AM	PM
0:00	0	2	0	2	0	6	1	2	0	5	0	3
0:15	0	5	0	2	0	1	0	3	0	1	0	2
0:30	0	0	0	2	0	1	0	1	0	3	0	1
0:45	0	2	0	2	0	4	0	3	0	1	0	2
1:00	1	3	0	4	0	2	2	3	0	7	1	4
1:15	0	1	0	2	0	3	1	1	0	3	0	2
1:30	0	1	0	1	0	4	0	5	0	1	0	2
1:45	0	1	0	3	0	2	0	3	0	1	0	2
2:00	0	2	0	3	0	10	0	1	0	3	0	4
2:15	0	2	0	2	0	6	0	1	0	3	0	3
2:30	0	6	0	1	0	4	0	4	0	3	0	4
2:45	0	2	0	3	0	3	0	3	0	6	0	3
3:00	0	5	0	4	0	6	0	1	0	7	0	5
3:15	0	9	0	4	0	8	0	6	0	4	0	6
3:30	0	7	0	3	0	10	0	7	0	5	0	6
3:45	1	3	0	5	0	15	0	7	1	6	0	7
4:00	0	4	0	6	0	11	1	7	0	6	0	7
4:15	0	15	0	5	0	14	0	11	0	6	0	10
4:30	0	8	0	12	0	5	1	13	0	4	0	8
4:45	2	10	0	7	0	9	2	12	1	13	1	10
5:00	0	17	0	9	3	10	1	10	0	6	1	10
5:15	1	11	1	9	0	8	2	7	1	7	1	8
5:30	0	6	3	11	1	4	4	7	0	13	2	8
5:45	4	6	2	7	2	11	4	12	5	7	3	9
6:00	7	8	2	15	4	5	5	12	2	8	4	10
6:15	2	11	3	6	8	11	7	18	3	7	5	11
6:30	1	8	2	12	1	7	6	18	2	9	2	11
6:45	2	11	4	14	4	5	5	3	2	10	3	9
7:00	1	5	1	8	1	8	3	8	2	1	2	6
7:15	1	6	3	10	3	9	4	10	1	8	2	9
7:30	1	4	2	15	3	5	3	13	0	9	2	9
7:45	2	5	4	4	2	5	1	3	2	11	2	6
8:00	1	7	3	5	3	4	3	5	4	1	3	4
8:15	0	4	6	1	4	0	1	4	2	2	3	2
8:30	0	0	1	2	3	0	2	2	3	4	2	2
8:45	0	4	2	3	3	1	2	3	2	1	2	2
9:00	2	2	7	2	1	0	2	0	1	1	3	1
9:15	5	0	5	1	3	3	0	1	0	0	3	1
9:30	7	0	6	0	3	1	1	0	3	4	4	1
9:45	1	1	2	0	3	0	1	4	3	0	2	1
10:00	5	2	3	0	2	3	1	0	2	0	3	1
10:15	0	0	2	0	2	1	3	2	2	0	2	1
10:30	3	0	6	1	1	4	4	0	1	0	3	1
10:45	0	2	1	0	1	2	1	1	2	0	1	1
11:00	1	0	2	2	1	0	9	0	4	0	3	0
11:15	1	0	0	2	6	0	5	0	0	3	2	1
11:30	3	0	0	0	3	0	7	0	0	2	3	0
11:45	3	0	7	0	3	0	1	0	4	0	4	0
Totals	58	208	80	212	74	231	96	237	55	202	74	216
Day Total	266		292		305		333		257		290	
AM Pct	21.8%		27.4%		24.3%		28.8%		21.4%		25.5%	
Peak Hour	9:15	16:15	8:45	18:00	6:00	15:30	6:00	17:45	5:45	16:45	5:30	17:45
Peak Volume	18	50	20	47	17	50	23	60	12	39	14	41
P.H.F	0.6429	0.7353	0.7143	0.7833	0.5313	0.8333	0.8214	0.8333	0.6000	0.7500	0.7000	0.9318

AECOM												
7:00-8:00 AM	5		10		9		11		5		8	
7:15-8:15 AM	5		12		11		11		7		9	
7:30-8:30 AM	4		15		12		8		8		9	
7:45-8:45 AM	3		14		12		7		11		9	
8:00-9:00 AM	1		12		13		8		11		9	

4:00-5:00 AM		37		30		39		43		29		36
4:15-5:15 AM		50		33		38		46		29		39
4:30-5:30 AM		46		37		32		42		30		37
4:45-5:45 AM		44		36		31		36		39		37
5:00-6:00 AM		40		36		33		36		33		36

Client: AECOM SJ
 File Number: L-18B - SB-IN
 Route: L-18B
 Location: L-18B

Site Ref: L-18B
 Direction: SB-IN

Count Date	11/1/2021		11/2/2021		11/3/2021		11/4/2021		11/5/2021		Average	
Count Time	AM	PM	AM	PM	AM	PM	AM	PM	AM	PM	AM	PM
0:00	0	4	0	5	0	8	0	3	0	3	0	5
0:15	0	9	0	9	0	3	0	2	0	5	0	6
0:30	0	8	0	4	0	7	0	4	0	10	0	7
0:45	0	3	3	6	0	3	0	9	0	6	1	5
1:00	0	2	0	3	0	4	0	6	0	1	0	3
1:15	0	5	0	4	0	4	1	3	0	9	0	5
1:30	0	1	0	8	0	3	0	3	0	4	0	4
1:45	0	1	0	4	0	5	0	5	0	1	0	3
2:00	0	1	1	6	0	4	2	3	0	3	1	3
2:15	0	4	0	1	0	2	0	0	0	3	0	2
2:30	0	0	0	1	0	1	0	3	0	1	0	1
2:45	0	3	0	6	0	6	0	0	0	1	0	3
3:00	0	3	0	2	0	0	0	1	0	2	0	2
3:15	0	3	0	8	0	4	0	4	0	5	0	5
3:30	0	4	0	4	0	2	0	0	0	4	0	3
3:45	4	3	0	5	0	3	2	2	0	1	1	3
4:00	0	3	0	7	0	8	2	1	0	0	0	4
4:15	0	1	0	1	0	3	0	6	0	0	0	2
4:30	0	2	0	5	0	1	0	3	0	3	0	3
4:45	0	1	0	0	0	2	0	5	0	4	0	2
5:00	0	5	0	7	0	3	0	8	0	1	0	5
5:15	3	6	1	2	0	1	3	2	2	3	2	3
5:30	3	1	4	5	2	5	3	1	3	0	3	2
5:45	2	2	6	0	6	7	2	0	6	4	4	3
6:00	3	5	5	4	2	3	4	5	3	4	3	4
6:15	6	0	12	4	9	3	7	0	18	2	10	2
6:30	9	2	10	2	17	7	8	3	15	5	12	4
6:45	3	4	15	6	9	3	8	2	10	4	9	4
7:00	9	0	5	4	8	2	7	4	4	2	7	2
7:15	24	2	5	3	5	4	6	2	0	3	8	3
7:30	4	0	3	2	8	4	7	0	10	0	6	1
7:45	9	4	12	4	7	2	6	3	11	6	9	4
8:00	15	1	8	0	7	0	10	0	14	0	11	0
8:15	9	2	7	2	6	2	12	2	8	2	8	2
8:30	6	2	14	3	10	2	14	2	15	2	12	2
8:45	3	0	17	0	13	0	11	0	10	0	11	0
9:00	6	0	12	0	15	0	14	0	7	0	11	0
9:15	5	0	10	1	6	0	3	0	4	0	6	0
9:30	8	0	5	0	4	0	6	1	6	0	6	0
9:45	11	0	10	0	2	0	10	0	9	0	8	0
10:00	8	0	5	0	4	0	8	1	6	0	6	0
10:15	11	0	5	0	14	0	4	0	2	0	7	0
10:30	5	0	3	0	7	0	2	0	0	0	3	0
10:45	6	0	8	0	10	0	3	0	7	0	7	0
11:00	9	1	10	0	7	0	3	0	6	0	7	0
11:15	0	0	3	0	1	0	4	0	6	1	3	0
11:30	0	0	4	0	5	0	6	0	6	0	4	0
11:45	5	0	2	3	2	0	2	0	5	0	3	1
Totals	186	98	205	141	186	121	180	99	193	105	189	113
Day Total	284		346		307		279		298		302	
AM Pct	65.5%		59.2%		60.6%		64.5%		64.8%		62.6%	
Peak Hour	7:15	12:00	8:30	12:00	8:15	12:00	8:15	12:30	7:45	12:30	8:00	12:00
Peak Volume	52	24	53	24	44	21	51	22	48	26	42	23
P.H.F	0.5417	0.6667	0.7794	0.6667	0.7333	0.6563	0.9107	0.6111	0.8000	0.6500	0.8750	0.8214

AECOM

7:00-8:00 AM	46		25		28		26		25		30	
7:15-8:15 AM	52		28		27		29		35		34	
7:30-8:30 AM	37		30		28		35		43		35	
7:45-8:45 AM	39		41		30		42		48		40	
8:00-9:00 AM	33		46		36		47		47		42	

4:00-5:00 AM		7		13		14		15		7		11
4:15-5:15 AM		9		13		9		22		8		12
4:30-5:30 AM		14		14		7		18		11		13
4:45-5:45 AM		13		14		11		16		8		12
5:00-6:00 AM		14		14		16		11		8		13

Client: AECOM SJ
 File Number: L-18B - NB-OUT
 Route: L-18B
 Location: L-18B

Site Ref: L-18B
 Direction: NB-OUT

Count Date	11/1/2021		11/2/2021		11/3/2021		11/4/2021		11/5/2021		Average	
Count Time	AM	PM	AM	PM	AM	PM	AM	PM	AM	PM	AM	PM
0:00	0	1	0	2	0	4	2	2	0	0	0	2
0:15	0	1	0	0	0	0	1	3	1	4	0	2
0:30	0	0	0	2	3	3	1	0	0	1	1	1
0:45	0	5	0	5	0	3	0	0	0	6	0	4
1:00	0	0	3	4	0	1	0	10	0	1	1	3
1:15	0	1	0	1	0	0	0	2	0	2	0	1
1:30	0	1	0	2	0	1	0	0	0	4	0	2
1:45	0	2	0	2	0	0	3	3	0	2	1	2
2:00	0	5	0	0	0	1	0	0	0	2	0	2
2:15	0	3	0	7	0	5	0	2	0	3	0	4
2:30	0	1	0	1	0	0	0	2	0	5	0	2
2:45	0	9	0	5	0	1	0	0	0	9	0	5
3:00	0	0	0	4	0	2	0	2	0	1	0	2
3:15	0	2	0	4	0	2	0	0	0	0	0	2
3:30	0	7	0	2	0	3	0	0	0	3	0	3
3:45	0	1	0	10	0	1	0	3	0	9	0	5
4:00	0	0	0	0	0	6	0	4	0	6	0	3
4:15	0	4	0	3	0	1	0	3	0	7	0	4
4:30	0	3	0	7	0	4	0	4	0	6	0	5
4:45	0	4	0	4	0	8	0	11	0	2	0	6
5:00	0	2	0	5	0	5	0	3	0	6	0	4
5:15	0	6	2	8	0	9	0	7	0	5	0	7
5:30	0	4	0	5	0	3	0	12	0	0	0	5
5:45	0	2	0	7	0	7	0	4	0	1	0	4
6:00	0	8	1	0	0	5	0	9	0	1	0	5
6:15	0	2	0	10	1	6	0	4	1	7	0	6
6:30	0	2	0	1	0	6	0	3	0	2	0	3
6:45	0	2	0	4	0	0	0	4	0	1	0	2
7:00	0	0	0	4	1	3	0	1	0	3	0	2
7:15	0	3	3	3	1	1	0	0	1	7	1	3
7:30	0	1	0	3	0	3	0	4	0	0	0	2
7:45	2	1	4	9	0	5	0	0	0	3	1	4
8:00	2	1	2	2	0	1	4	2	1	4	2	2
8:15	2	1	0	0	0	1	0	2	1	1	1	1
8:30	0	0	0	0	1	2	0	0	0	0	0	0
8:45	2	2	5	0	0	0	0	2	4	2	2	1
9:00	1	0	0	2	1	5	0	1	0	0	0	2
9:15	0	0	0	0	0	0	0	0	1	1	0	0
9:30	0	0	1	0	2	2	0	0	4	2	1	1
9:45	1	0	0	2	2	0	0	0	2	0	1	0
10:00	0	1	0	0	4	2	0	0	0	2	1	1
10:15	0	2	2	1	0	0	0	1	0	0	0	1
10:30	1	2	3	0	1	0	0	1	2	0	1	1
10:45	0	0	0	0	4	0	0	0	0	0	1	0
11:00	0	2	1	0	0	0	1	0	1	0	1	0
11:15	0	0	1	2	1	0	2	1	4	0	2	1
11:30	2	0	4	0	0	2	1	0	1	0	2	0
11:45	0	0	7	3	2	0	0	0	2	0	2	1
Totals	13	94	39	136	24	114	15	112	26	121	22	119
Day Total	107		175		138		127		147		141	
AM Pct	12.1%		22.3%		17.4%		11.8%		17.7%		15.6%	
Peak Hour	7:30	17:15	11:00	17:00	10:00	16:30	0:00	16:45	8:45	15:45	11:00	16:30
Peak Volume	6	20	13	25	9	26	4	33	9	28	7	22
P.H.F	0.7500	0.6250	0.4643	0.7813	0.5625	0.7222	0.5000	0.6875	0.5625	0.7778	0.8750	0.7857

AECOM												
7:00-8:00 AM	2		7		2		0		1		2	
7:15-8:15 AM	4		9		1		4		2		4	
7:30-8:30 AM	6		6		0		4		2		4	
7:45-8:45 AM	6		6		1		4		2		4	
8:00-9:00 AM	6		7		1		4		6		5	

4:00-5:00 AM		11		14		19		22		21		17
4:15-5:15 AM		13		19		18		21		21		18
4:30-5:30 AM		15		24		26		25		19		22
4:45-5:45 AM		16		22		25		33		13		22
5:00-6:00 AM		14		25		24		26		12		20

Client: AECOM SJ
 File Number: L-18C - SB-IN
 Route: L-18C
 Location: L-18C

Site Ref: L-18C
 Direction: SB-IN

Count Date	11/1/2021		11/2/2021		11/3/2021		11/4/2021		11/5/2021		Average	
Count Time	AM	PM	AM	PM	AM	PM	AM	PM	AM	PM	AM	PM
0:00	0	7	0	5	1	3	1	5	2	7	1	5
0:15	0	5	0	6	0	4	1	3	0	5	0	5
0:30	0	13	0	2	1	5	1	14	2	3	1	7
0:45	0	5	1	5	0	2	0	4	0	7	0	5
1:00	0	8	0	6	0	10	0	9	0	3	0	7
1:15	0	11	0	6	0	1	0	8	0	6	0	6
1:30	0	2	0	6	0	10	0	5	0	1	0	5
1:45	0	5	0	4	0	3	0	10	0	7	0	6
2:00	0	5	0	6	0	3	0	5	0	4	0	5
2:15	0	7	1	10	1	10	2	4	3	7	1	8
2:30	0	2	0	2	0	8	0	7	0	4	0	5
2:45	0	4	0	5	0	5	0	3	0	8	0	5
3:00	0	7	0	3	0	6	0	5	0	7	0	6
3:15	0	4	0	5	0	8	0	5	0	9	0	6
3:30	0	6	0	3	0	7	0	8	0	3	0	5
3:45	0	5	0	11	0	7	0	6	2	0	0	6
4:00	0	0	0	6	0	6	0	4	0	6	0	4
4:15	0	4	0	1	0	1	0	3	0	6	0	3
4:30	0	6	0	3	0	5	0	7	0	4	0	5
4:45	1	0	2	4	1	3	1	8	1	8	1	5
5:00	0	6	0	2	1	4	0	6	0	3	0	4
5:15	1	5	1	3	1	3	1	9	2	1	1	4
5:30	3	8	5	7	3	11	5	3	3	10	4	8
5:45	2	4	0	5	8	6	1	3	5	11	3	6
6:00	3	4	2	6	6	7	6	7	6	6	5	6
6:15	14	3	7	8	14	1	13	4	16	3	13	4
6:30	9	10	18	5	5	3	13	4	6	2	10	5
6:45	5	3	9	3	5	3	13	0	13	3	9	2
7:00	12	2	11	1	14	1	15	3	7	2	12	2
7:15	8	4	10	2	6	3	6	3	6	2	7	3
7:30	17	4	13	3	10	4	7	2	10	3	11	3
7:45	12	4	9	1	9	2	10	3	9	4	10	3
8:00	10	4	9	2	15	5	14	2	10	2	12	3
8:15	11	1	5	0	10	0	13	0	10	4	10	1
8:30	20	0	6	1	16	1	7	0	12	0	12	0
8:45	7	2	14	1	12	1	10	0	18	0	12	1
9:00	10	0	6	3	8	0	5	0	9	3	8	1
9:15	7	1	12	1	9	0	12	2	15	1	11	1
9:30	7	0	5	3	4	0	4	0	2	2	4	1
9:45	9	0	5	0	11	0	13	1	12	0	10	0
10:00	7	0	10	0	7	0	8	0	8	0	8	0
10:15	10	2	7	0	1	1	4	0	9	0	6	1
10:30	7	0	5	0	12	0	6	0	9	0	8	0
10:45	6	0	1	0	14	0	9	0	9	3	8	1
11:00	6	0	6	2	5	0	7	0	4	0	6	0
11:15	2	2	3	0	4	0	0	0	1	0	2	0
11:30	8	0	3	0	2	0	10	2	7	0	6	0
11:45	5	1	11	2	9	0	7	1	4	0	7	1
Totals	219	176	197	160	225	163	225	178	232	170	219	170
Day Total	395		357		388		403		402		389	
AM Pct	55.4%		55.2%		58.0%		55.8%		57.7%		56.3%	
Peak Hour	7:45	12:30	6:30	13:30	8:00	14:15	6:15	12:30	8:30	17:30	8:00	12:30
Peak Volume	53	37	48	26	53	29	54	35	54	30	46	25
P.H.F	0.6625	0.7115	0.6667	0.6500	0.8281	0.7250	0.9000	0.6250	0.7500	0.6818	0.9583	0.8929

AECOM

7:00-8:00 AM	49		43		39		38		32		40	
7:15-8:15 AM	47		41		40		37		35		40	
7:30-8:30 AM	50		36		44		44		39		43	
7:45-8:45 AM	53		29		50		44		41		43	
8:00-9:00 AM	48		34		53		44		50		46	

4:00-5:00 AM		10		14		15		22		24		17
4:15-5:15 AM		16		10		13		24		21		17
4:30-5:30 AM		17		12		15		30		16		18
4:45-5:45 AM		19		16		21		26		22		21
5:00-6:00 AM		23		17		24		21		25		22

Client: AECOM SJ
 File Number: L-18C - NB-OUT
 Route: L-18C
 Location: L-18C

Site Ref: L-18C
 Direction: NB-OUT

Count Date	11/1/2021		11/2/2021		11/3/2021		11/4/2021		11/5/2021		Average	
Count Time	AM	PM	AM	PM	AM	PM	AM	PM	AM	PM	AM	PM
0:00	2	5	1	3	0	9	4	7	4	11	2	7
0:15	0	11	3	10	0	7	0	9	0	11	1	10
0:30	3	12	0	5	1	9	9	19	2	7	3	10
0:45	0	9	1	7	0	2	0	8	0	10	0	7
1:00	0	12	0	7	0	8	0	13	0	6	0	9
1:15	0	8	0	4	1	10	0	3	0	8	0	7
1:30	0	7	0	15	0	15	1	7	0	9	0	11
1:45	0	3	0	6	0	2	0	9	0	10	0	6
2:00	0	6	0	5	0	9	2	7	0	5	0	6
2:15	0	11	0	13	2	4	0	12	2	6	1	9
2:30	0	11	1	17	0	9	0	9	0	8	0	11
2:45	0	4	0	10	0	15	2	10	0	21	0	12
3:00	0	13	0	15	0	9	1	4	0	18	0	12
3:15	0	28	0	14	1	23	0	22	0	16	0	21
3:30	0	19	0	12	0	19	0	18	1	18	0	17
3:45	0	16	0	26	0	16	0	28	0	19	0	21
4:00	0	17	1	13	0	19	1	16	0	12	0	15
4:15	0	28	0	22	0	19	0	18	0	22	0	22
4:30	0	14	0	22	0	20	0	18	0	16	0	18
4:45	1	13	3	29	2	18	1	19	2	27	2	21
5:00	0	19	0	36	5	23	5	26	3	14	3	24
5:15	4	26	3	21	7	21	6	20	6	26	5	23
5:30	2	13	1	19	2	15	1	10	2	28	2	17
5:45	2	33	3	26	2	17	2	29	3	18	2	25
6:00	6	17	5	14	13	23	8	17	12	18	9	18
6:15	5	15	4	23	6	16	5	14	8	15	6	17
6:30	6	17	5	15	4	9	11	15	5	11	6	13
6:45	8	12	12	10	8	19	7	8	5	6	8	11
7:00	6	10	2	5	5	12	7	9	1	7	4	9
7:15	3	11	8	24	7	10	5	12	5	11	6	14
7:30	6	8	2	10	7	20	6	12	4	13	5	13
7:45	12	9	9	10	8	5	5	7	6	5	8	7
8:00	6	12	5	8	6	11	5	7	7	3	6	8
8:15	7	6	9	2	8	1	8	5	7	3	8	3
8:30	7	6	4	4	5	8	5	3	7	1	6	4
8:45	5	4	11	4	12	5	12	5	12	4	10	4
9:00	5	0	12	4	13	0	9	0	8	6	9	2
9:15	0	3	2	5	3	2	4	2	5	2	3	3
9:30	6	4	7	3	7	4	5	4	10	4	7	4
9:45	7	2	4	2	2	0	3	3	7	3	5	2
10:00	11	0	10	0	9	0	5	1	7	2	8	1
10:15	11	1	4	0	2	3	10	0	10	3	7	1
10:30	7	2	3	1	8	0	9	1	0	3	5	1
10:45	6	0	10	1	9	0	14	2	10	3	10	1
11:00	14	0	4	4	7	0	5	0	10	4	8	2
11:15	11	2	8	1	9	0	5	0	12	4	9	1
11:30	4	0	8	3	6	1	6	0	8	0	6	1
11:45	7	2	7	2	12	1	6	1	15	0	9	1
Totals	180	481	172	512	199	468	200	469	206	477	189	482
Day Total	661		684		667		669		683		671	
AM Pct	27.2%		25.1%		29.8%		29.9%		30.2%		28.2%	
Peak Hour	10:15	17:00	8:15	16:15	8:15	16:30	10:00	17:00	11:00	16:45	8:15	17:00
Peak Volume	38	91	36	109	38	82	38	85	45	95	33	89
P.H.F	0.6786	0.6894	0.7500	0.7569	0.7308	0.8913	0.6786	0.7328	0.7500	0.8482	0.8250	0.8900

AECOM

7:00-8:00 AM	27		21		27		23		16		23	
7:15-8:15 AM	27		24		28		21		22		24	
7:30-8:30 AM	31		25		29		24		24		27	
7:45-8:45 AM	32		27		27		23		27		27	
8:00-9:00 AM	25		29		31		30		33		30	

4:00-5:00 AM		72		86		76		71		77		76
4:15-5:15 AM		74		109		80		81		79		85
4:30-5:30 AM		72		108		82		83		83		86
4:45-5:45 AM		71		105		77		75		95		85
5:00-6:00 AM		91		102		76		85		86		88

Client: AECOM SJ
 File Number: L-20A - SB-IN
 Route: L-20A
 Location: L-20A

Site Ref: L-20A
 Direction: SB-IN

Count Date	11/1/2021		11/2/2021		11/3/2021		11/4/2021		11/5/2021		Average	
Count Time	AM	PM	AM	PM	AM	PM	AM	PM	AM	PM	AM	PM
0:00	0	0	0	2	0	2	0	3	0	0	0	1
0:15	0	6	0	1	0	1	0	2	0	2	0	2
0:30	0	2	0	3	0	5	0	5	0	1	0	3
0:45	0	1	0	5	0	0	0	1	0	0	0	1
1:00	0	0	0	2	0	1	0	3	2	0	0	1
1:15	0	1	0	0	2	1	0	2	2	2	1	1
1:30	0	3	0	3	0	2	0	3	0	2	0	3
1:45	0	1	0	2	0	2	0	0	0	0	0	1
2:00	0	0	0	1	0	2	0	1	0	0	0	1
2:15	0	0	0	0	0	0	0	3	0	0	0	1
2:30	0	1	0	0	0	0	0	2	0	1	0	1
2:45	0	2	0	2	0	2	0	1	0	0	0	1
3:00	0	0	0	0	0	1	0	0	0	1	0	0
3:15	0	0	0	0	0	0	1	2	0	0	0	0
3:30	0	1	0	1	0	4	0	1	0	1	0	2
3:45	0	2	0	1	0	2	0	1	0	3	0	2
4:00	0	0	0	0	0	1	0	0	1	1	0	0
4:15	0	0	0	1	1	1	2	0	0	1	1	1
4:30	2	1	1	1	0	3	0	2	0	2	1	2
4:45	2	0	4	1	0	2	0	2	0	3	1	2
5:00	0	2	0	3	0	0	0	2	0	1	0	2
5:15	0	3	0	2	0	4	0	1	0	3	0	3
5:30	1	2	1	2	1	0	1	0	2	3	1	1
5:45	3	1	2	0	1	3	2	2	1	1	2	1
6:00	3	0	1	3	3	1	1	1	1	0	2	1
6:15	0	2	2	0	4	2	2	1	4	5	2	2
6:30	0	0	0	1	0	3	1	0	0	1	0	1
6:45	0	2	3	1	2	0	0	0	1	1	1	1
7:00	0	3	0	1	0	0	0	1	0	3	0	2
7:15	1	0	1	1	1	1	1	1	1	1	1	1
7:30	0	0	1	0	0	0	0	0	0	1	0	0
7:45	2	0	5	0	1	0	2	0	0	0	2	0
8:00	1	0	0	1	3	1	0	2	1	0	1	1
8:15	1	0	4	1	1	0	2	0	1	1	2	0
8:30	0	0	4	0	2	0	4	0	1	0	2	0
8:45	2	0	6	0	0	1	3	1	1	0	2	0
9:00	2	3	1	1	2	1	1	2	1	3	1	2
9:15	4	2	4	1	3	2	2	2	3	1	3	2
9:30	3	0	3	0	3	0	1	0	2	0	2	0
9:45	2	0	0	0	2	0	1	0	2	0	1	0
10:00	2	0	4	0	2	0	3	0	6	0	3	0
10:15	5	0	1	0	2	0	2	0	2	0	2	0
10:30	0	0	8	0	3	0	5	2	1	0	3	0
10:45	2	1	6	0	5	0	7	0	0	0	4	0
11:00	6	1	7	1	8	0	3	1	5	0	6	1
11:15	2	0	1	2	3	0	3	0	1	0	2	0
11:30	3	0	4	0	1	0	1	1	1	0	2	0
11:45	5	0	4	0	6	0	5	0	2	0	4	0
Totals	54	43	78	47	62	51	56	54	45	45	55	47
Day Total	97		125		113		110		90		102	
AM Pct	55.7%		62.4%		54.9%		50.9%		50.0%		53.9%	
Peak Hour	11:00	12:00	10:15	12:00	10:30	16:30	10:30	12:00	9:15	16:45	10:15	16:30
Peak Volume	16	9	22	11	19	9	18	11	13	10	15	9
P.H.F	0.6667	0.3750	0.6875	0.5500	0.5938	0.5625	0.6429	0.5500	0.5417	0.8333	0.6250	0.7500

AECOM

7:00-8:00 AM	3		7		2		3		1		3	
7:15-8:15 AM	4		7		5		3		2		4	
7:30-8:30 AM	4		10		5		4		2		5	
7:45-8:45 AM	4		13		7		8		3		7	
8:00-9:00 AM	4		14		6		9		4		7	

4:00-5:00 AM		1		3		7		4		7		4
4:15-5:15 AM		3		6		6		6		7		6
4:30-5:30 AM		6		7		9		7		9		8
4:45-5:45 AM		7		8		6		5		10		7
5:00-6:00 AM		8		7		7		5		8		7

Client: AECOM SJ
 File Number: L-20A - NB-OUT
 Route: L-20A
 Location: L-20A

Site Ref: L-20A
 Direction: NB-OUT

Count Date	11/1/2021		11/2/2021		11/3/2021		11/4/2021		11/5/2021		Average	
Count Time	AM	PM	AM	PM	AM	PM	AM	PM	AM	PM	AM	PM
0:00	0	0	0	1	0	0	0	2	0	0	0	1
0:15	0	3	0	3	0	2	0	2	0	1	0	2
0:30	0	1	0	1	0	5	0	1	0	2	0	2
0:45	0	0	0	1	0	0	0	1	0	0	0	0
1:00	0	0	0	2	0	4	0	1	0	0	0	1
1:15	0	0	0	0	0	0	0	1	0	2	0	1
1:30	0	3	0	3	0	1	0	3	0	3	0	3
1:45	0	0	0	3	0	2	0	0	0	0	0	1
2:00	0	0	0	2	0	3	0	2	0	0	0	1
2:15	0	2	0	0	0	0	0	4	0	0	0	1
2:30	0	2	0	1	0	2	0	4	0	1	0	2
2:45	0	4	0	6	0	4	0	5	0	1	0	4
3:00	0	2	0	5	0	5	0	8	0	5	0	5
3:15	0	3	0	4	0	1	1	2	0	0	0	2
3:30	0	3	0	1	0	1	0	2	0	2	0	2
3:45	0	2	0	2	0	4	0	4	0	5	0	3
4:00	0	0	0	2	0	1	0	1	1	4	0	2
4:15	0	1	0	5	1	3	0	3	0	4	0	3
4:30	0	2	1	3	0	4	0	0	0	2	0	2
4:45	0	0	0	2	1	2	0	5	0	2	0	2
5:00	3	2	2	2	0	0	0	0	1	0	1	1
5:15	1	5	2	1	0	4	0	6	1	2	1	4
5:30	0	2	0	4	2	2	0	0	1	1	1	2
5:45	1	1	3	2	2	4	1	1	0	2	1	2
6:00	0	1	0	5	0	2	0	4	2	0	0	2
6:15	3	5	2	1	2	3	1	1	5	6	3	3
6:30	0	0	0	1	0	3	0	1	1	2	0	1
6:45	0	6	3	1	0	3	0	2	0	2	1	3
7:00	0	3	1	3	0	1	0	3	0	1	0	2
7:15	0	2	1	2	0	1	0	1	0	2	0	2
7:30	0	1	0	0	0	0	0	0	0	1	0	0
7:45	0	1	5	3	0	1	0	0	1	0	1	1
8:00	0	0	1	1	0	1	1	4	0	0	0	1
8:15	2	1	1	0	0	0	0	0	2	3	1	1
8:30	0	0	4	0	2	0	0	0	1	2	1	0
8:45	0	0	1	0	1	1	4	1	1	0	1	0
9:00	0	0	1	0	3	1	0	2	1	0	1	1
9:15	3	1	0	1	0	2	0	0	1	1	1	1
9:30	1	0	2	0	1	0	1	0	0	0	1	0
9:45	1	0	1	0	2	1	0	0	1	0	1	0
10:00	1	0	1	1	1	0	3	0	2	2	2	1
10:15	1	0	0	0	1	1	2	1	0	0	1	0
10:30	0	1	3	2	1	0	2	1	4	0	2	1
10:45	2	0	1	2	3	0	1	0	1	0	2	0
11:00	2	3	2	1	3	0	1	3	3	0	2	1
11:15	0	1	4	1	0	0	0	0	1	0	1	0
11:30	1	0	2	2	1	0	0	3	0	0	1	1
11:45	3	0	8	0	1	0	0	0	0	0	2	0
Totals	25	64	52	83	28	75	18	85	31	61	29	71
Day Total	89		135		103		103		92		100	
AM Pct	28.1%		38.5%		27.2%		17.5%		33.7%		29.0%	
Peak Hour	9:15	18:15	11:00	14:30	10:15	14:30	10:00	14:15	10:30	15:30	10:00	14:30
Peak Volume	6	14	16	16	8	12	8	21	9	15	7	13
P.H.F	0.5000	0.5833	0.5000	0.6667	0.6667	0.6000	0.6667	0.6563	0.5625	0.7500	0.8750	0.6500

AECOM

7:00-8:00 AM	0	7	0	0	0	0	1	2
7:15-8:15 AM	0	7	0	1	1	1	2	2
7:30-8:30 AM	2	7	0	1	3	3	3	3
7:45-8:45 AM	2	11	2	1	4	4	4	4
8:00-9:00 AM	2	7	3	5	4	4	4	4

4:00-5:00 AM	3	12	10	9	12	9	9
4:15-5:15 AM	5	12	9	8	8	8	8
4:30-5:30 AM	9	8	10	11	6	9	9
4:45-5:45 AM	9	9	8	11	5	8	8
5:00-6:00 AM	10	9	10	7	5	8	8

Client: AECOM SJ
 File Number: L-20B - NB-IN
 Route: L-20B
 Location: L-20B

Site Ref: L-20B
 Direction: NB-IN

Count Date	11/1/2021		11/2/2021		11/3/2021		11/4/2021		11/5/2021		Average	
Count Time	AM	PM	AM	PM	AM	PM	AM	PM	AM	PM	AM	PM
0:00	0	7	1	9	0	5	0	9	0	18	0	10
0:15	0	7	0	11	0	22	0	13	0	12	0	13
0:30	0	13	0	16	0	16	0	7	0	12	0	13
0:45	0	5	0	8	0	14	0	9	0	12	0	10
1:00	0	3	1	10	2	7	1	13	0	12	1	9
1:15	0	10	0	4	0	9	0	14	0	11	0	10
1:30	0	15	0	3	0	13	0	8	0	4	0	9
1:45	0	3	0	8	0	5	0	13	0	10	0	8
2:00	0	3	0	9	0	4	0	8	0	8	0	6
2:15	0	4	0	6	0	5	0	10	0	5	0	6
2:30	0	16	0	10	0	10	0	8	0	6	0	10
2:45	0	9	0	9	0	1	0	8	0	8	0	7
3:00	0	9	1	8	0	12	0	7	0	6	0	8
3:15	0	10	0	13	0	12	0	12	2	7	0	11
3:30	0	11	1	10	0	10	2	11	1	8	1	10
3:45	1	9	3	8	3	6	1	11	2	6	2	8
4:00	2	7	2	6	2	9	4	10	2	11	2	9
4:15	1	14	5	8	5	5	2	9	2	15	3	10
4:30	2	7	1	6	3	12	2	4	4	14	2	9
4:45	2	10	5	20	4	14	5	15	3	6	4	13
5:00	4	5	5	9	2	8	2	4	3	3	3	6
5:15	14	10	6	16	11	19	8	12	7	10	9	13
5:30	12	13	15	13	13	18	14	5	14	7	14	11
5:45	16	11	19	13	12	11	20	7	16	14	17	11
6:00	16	12	21	14	24	7	23	6	17	10	20	10
6:15	28	22	40	11	39	18	43	14	35	17	37	16
6:30	23	14	26	8	37	17	31	8	34	7	30	11
6:45	36	14	31	7	27	8	34	13	27	13	31	11
7:00	24	6	27	13	24	8	33	8	24	7	26	8
7:15	21	5	25	4	23	8	19	10	25	8	23	7
7:30	32	3	33	10	41	4	33	5	27	5	33	5
7:45	29	4	33	8	33	6	23	12	24	8	28	8
8:00	35	4	30	4	28	5	35	4	26	4	31	4
8:15	28	5	31	4	34	3	40	2	40	3	35	3
8:30	29	4	37	6	27	6	37	2	35	2	33	4
8:45	34	2	38	3	50	3	44	1	38	8	41	3
9:00	33	0	18	3	40	1	37	0	31	1	32	1
9:15	37	0	32	1	29	2	41	1	24	0	33	1
9:30	21	0	25	1	25	0	30	0	28	0	26	0
9:45	31	0	30	0	42	0	27	0	24	0	31	0
10:00	27	0	21	1	20	0	29	2	19	4	23	1
10:15	25	6	21	0	24	0	29	7	16	4	23	3
10:30	15	0	12	0	15	0	14	0	13	0	14	0
10:45	9	0	9	0	10	0	13	0	7	1	10	0
11:00	11	0	10	0	11	0	11	0	12	0	11	0
11:15	10	0	3	0	4	0	6	0	14	0	7	0
11:30	13	0	11	0	7	0	18	0	8	2	11	0
11:45	9	0	14	0	11	0	11	0	12	0	11	0
Totals	630	312	643	331	682	343	722	322	616	329	658	326
Day Total	942		974		1025		1044		945		984	
AM Pct	66.9%		66.0%		66.5%		69.2%		65.2%		66.9%	
Peak Hour	8:30	18:00	8:00	16:45	8:15	12:15	8:30	13:00	8:15	12:00	8:15	17:30
Peak Volume	133	62	136	58	151	59	159	48	144	54	141	48
P.H.F	0.8986	0.7045	0.8947	0.7250	0.7550	0.6705	0.9034	0.8571	0.9000	0.7500	0.8598	0.7500

AECOM												
7:00-8:00 AM	106		118		121		108		100		111	
7:15-8:15 AM	117		121		125		110		102		115	
7:30-8:30 AM	124		127		136		131		117		127	
7:45-8:45 AM	121		131		122		135		125		127	
8:00-9:00 AM	126		136		139		156		139		139	

4:00-5:00 AM		38		40		40		38		46		40
4:15-5:15 AM		36		43		39		32		38		38
4:30-5:30 AM		32		51		53		35		33		41
4:45-5:45 AM		38		58		59		36		26		43
5:00-6:00 AM		39		51		56		28		34		42

Client: AECOM SJ
 File Number: L-20B - SB-OUT
 Route: L-20B
 Location: L-20B

Site Ref: L-20B
 Direction: SB-OUT

Count Date	11/1/2021		11/2/2021		11/3/2021		11/4/2021		11/5/2021		Average	
Count Time	AM	PM	AM	PM	AM	PM	AM	PM	AM	PM	AM	PM
0:00	0	5	3	9	0	6	2	3	0	5	1	6
0:15	0	6	0	21	0	12	0	15	0	12	0	13
0:30	0	5	0	7	0	13	1	3	0	7	0	7
0:45	0	9	0	3	0	7	0	5	0	6	0	6
1:00	0	4	0	5	0	3	0	7	0	3	0	4
1:15	2	10	6	6	3	8	3	7	5	14	4	9
1:30	0	10	0	14	0	4	0	10	0	7	0	9
1:45	0	5	0	9	0	6	0	3	0	11	0	7
2:00	0	7	0	14	0	9	0	7	0	9	0	9
2:15	0	10	0	13	0	14	0	10	0	8	0	11
2:30	0	14	0	23	0	16	0	13	0	13	0	16
2:45	0	22	0	20	0	28	0	22	0	20	0	22
3:00	0	37	0	16	0	29	0	24	0	32	0	28
3:15	0	34	0	27	0	42	0	38	0	28	0	34
3:30	0	38	0	49	0	38	0	45	0	54	0	45
3:45	0	32	1	29	0	26	0	29	0	28	0	29
4:00	0	27	0	37	0	46	0	46	0	37	0	39
4:15	0	31	0	38	1	40	1	50	1	36	1	39
4:30	0	37	1	34	0	44	0	49	0	36	0	40
4:45	1	37	0	38	0	49	0	36	0	31	0	38
5:00	0	64	0	51	1	53	2	45	0	21	1	47
5:15	0	66	0	59	0	65	0	52	0	40	0	56
5:30	0	61	1	48	1	45	0	42	1	30	1	45
5:45	2	33	2	36	2	36	5	31	0	44	2	36
6:00	9	43	4	36	7	37	3	29	5	29	6	35
6:15	7	40	8	32	8	37	6	42	11	29	8	36
6:30	3	35	3	29	2	42	3	20	5	31	3	31
6:45	7	26	3	29	5	27	4	37	4	25	5	29
7:00	3	26	2	25	5	26	3	16	3	18	3	22
7:15	3	20	3	23	3	24	2	31	3	13	3	22
7:30	2	23	3	31	4	17	2	21	2	28	3	24
7:45	0	14	0	17	3	14	1	18	1	17	1	16
8:00	2	15	1	9	3	4	2	11	0	10	2	10
8:15	5	11	2	10	2	5	2	8	2	9	3	9
8:30	3	9	1	6	0	7	2	4	3	9	2	7
8:45	2	3	3	6	3	9	7	9	3	7	4	7
9:00	2	3	1	3	1	2	2	2	2	3	2	3
9:15	3	1	8	3	4	3	5	3	3	11	5	4
9:30	2	7	3	4	3	8	4	4	0	9	2	6
9:45	4	0	9	2	3	3	7	0	3	0	5	1
10:00	6	0	8	1	10	0	7	2	7	3	8	1
10:15	4	0	4	3	3	6	2	0	2	0	3	2
10:30	3	1	3	3	6	3	3	1	8	6	5	3
10:45	3	0	3	0	8	0	3	3	1	3	4	1
11:00	3	0	4	3	4	4	3	5	5	2	4	3
11:15	3	0	6	0	7	0	7	5	2	0	5	1
11:30	5	6	4	4	4	0	7	0	5	2	5	2
11:45	5	3	7	2	3	3	9	0	3	1	5	2
Totals	94	890	107	887	109	920	110	863	90	797	106	872
Day Total	984		994		1029		973		887		978	
AM Pct	9.6%		10.8%		10.6%		11.3%		10.1%		10.8%	
Peak Hour	6:00	16:45	9:15	16:45	10:00	16:45	11:00	16:30	6:00	15:30	6:00	16:45
Peak Volume	26	228	28	196	27	212	26	182	25	155	22	186
P.H.F	0.7222	0.8636	0.7778	0.8305	0.6750	0.8154	0.7222	0.8750	0.5682	0.7176	0.6875	0.8304

AECOM												
7:00-8:00 AM	8		8		15		8		9		10	
7:15-8:15 AM	7		7		13		7		6		8	
7:30-8:30 AM	9		6		12		7		5		8	
7:45-8:45 AM	10		4		8		7		6		7	
8:00-9:00 AM	12		7		8		13		8		10	

4:00-5:00 AM		132		147		179		181		140		156
4:15-5:15 AM		169		161		186		180		124		164
4:30-5:30 AM		204		182		211		182		128		181
4:45-5:45 AM		228		196		212		175		122		187
5:00-6:00 AM		224		194		199		170		135		184

Appendix C

Peak-Hour Cordon Traffic Counts

STANFORD UNIVERSITY TRAFFIC COUNTS

<u>AM COUNT TIME</u>	<u>DATE COUNTED</u>	<u>DAY OF THE WEEK</u>	<u>PEAK HOUR</u>	<u>WEATHER</u>
FROM: 7:00 AM TO: 9:00 AM	4/19/2021	Monday	FROM: 7:45 AM TO: 8:45 AM	Cloudy

TIME		COUNT LOCATION															
		1		2		3		4		5		6*		7		8	
FROM:	TO:	IN	OUT	IN	OUT	IN	OUT	IN	OUT	IN	OUT	IN	OUT	IN	OUT	IN	OUT
7:00 AM	8:00 AM	320		318		100		208		177				205		114	
7:15 AM	8:15 AM	358		317		120		189		195				210		128	
7:30 AM	8:30 AM	370		330		144		171		210				204		137	
7:45 AM	8:45 AM	370		319		144		161		222				238		146	
8:00 AM	9:00 AM	351		296		151		167		234				282		136	

* One way roadway (outbound only)

TIME		COUNT LOCATION																TOTAL
		9		10		11		12		13		14		15		16		
FROM:	TO:	IN	OUT	IN	OUT	IN	OUT	IN	OUT	IN	OUT	IN	OUT	IN	OUT	IN	OUT	IN
7:00 AM	8:00 AM	80		20		18		15		156		33		10		136		1910
7:15 AM	8:15 AM	100		25		37		20		198		39		14		172		2122
7:30 AM	8:30 AM	107		34		36		20		226		45		16		177		2227
7:45 AM	8:45 AM	122		38		39		15		239		61		17		179		2310
8:00 AM	9:00 AM	119		36		30		16		225		55		13		161		2272

TOTAL PEAK HOUR TRAFFIC: 2310

Notes:

Site 15 no data, replaced with week 2

STANFORD UNIVERSITY TRAFFIC COUNTS

<u>AM COUNT TIME</u>	<u>DATE COUNTED</u>	<u>DAY OF THE WEEK</u>	<u>PEAK HOUR</u>	<u>WEATHER</u>
FROM: 7:00 AM TO: 9:00 AM	4/20/2021	Tuesday	FROM: 8:00 AM TO: 9:00 AM	Mostly Cloudy

TIME		COUNT LOCATION															
		1		2		3		4		5		6*		7		8	
FROM:	TO:	IN	OUT	IN	OUT	IN	OUT	IN	OUT	IN	OUT	IN	OUT	IN	OUT	IN	OUT
7:00 AM	8:00 AM	311		437		93		187		185				223		103	
7:15 AM	8:15 AM	335		423		107		175		196				233		124	
7:30 AM	8:30 AM	356		425		111		172		218				207		134	
7:45 AM	8:45 AM	377		396		120		156		227				225		146	
8:00 AM	9:00 AM	390		401		134		154		235				237		142	

* One way roadway (outbound only)

TIME		COUNT LOCATION																TOTAL
		9		10		11		12		13		14		15		16		
FROM:	TO:	IN	OUT	IN	OUT	IN	OUT	IN	OUT	IN	OUT	IN	OUT	IN	OUT	IN	OUT	IN
7:00 AM	8:00 AM	81		10		18		19		149		30		14		157		2017
7:15 AM	8:15 AM	105		21		31		19		170		39		16		159		2153
7:30 AM	8:30 AM	123		35		32		20		193		40		15		153		2234
7:45 AM	8:45 AM	143		38		34		18		224		45		11		168		2328
8:00 AM	9:00 AM	134		41		24		17		208		45		10		166		2338

TOTAL PEAK HOUR TRAFFIC: 2338

Notes:

Site 3 no data, replaced with Thursday 4/22/2021

STANFORD UNIVERSITY TRAFFIC COUNTS

<u>AM COUNT TIME</u>	<u>DATE COUNTED</u>	<u>DAY OF THE WEEK</u>	<u>PEAK HOUR</u>	<u>WEATHER</u>
FROM: 7:00 AM TO: 9:00 AM	4/21/2021	Wednesday	FROM: 8:00 AM TO: 9:00 AM	Fair

TIME		COUNT LOCATION															
		1		2		3		4		5		6*		7		8	
FROM:	TO:	IN	OUT	IN	OUT	IN	OUT	IN	OUT	IN	OUT	IN	OUT	IN	OUT	IN	OUT
7:00 AM	8:00 AM	305		392		118		207		174				198		101	
7:15 AM	8:15 AM	335		408		123		181		195				216		98	
7:30 AM	8:30 AM	351		412		132		173		201				232		120	
7:45 AM	8:45 AM	359		421		130		169		213				253		134	
8:00 AM	9:00 AM	371		425		125		185		234				279		140	

* One way roadway (outbound only)

TIME		COUNT LOCATION																TOTAL
		9		10		11		12		13		14		15		16		
FROM:	TO:	IN	OUT	IN	OUT	IN	OUT	IN	OUT	IN	OUT	IN	OUT	IN	OUT	IN	OUT	IN
7:00 AM	8:00 AM	79		17		15		17		161		29		16		130		1959
7:15 AM	8:15 AM	95		20		35		22		215		46		15		147		2151
7:30 AM	8:30 AM	119		18		37		20		246		42		14		153		2270
7:45 AM	8:45 AM	133		18		41		15		255		53		12		160		2366
8:00 AM	9:00 AM	121		17		33		16		225		53		14		156		2394

TOTAL PEAK HOUR TRAFFIC: 2394

Notes:

STANFORD UNIVERSITY TRAFFIC COUNTS

<u>AM COUNT TIME</u>	<u>DATE COUNTED</u>	<u>DAY OF THE WEEK</u>	<u>PEAK HOUR</u>	<u>WEATHER</u>
FROM: 7:00 AM TO: 9:00 AM	4/22/2021	Thursday	FROM: 7:45 AM TO: 8:45 AM	Cloudy

TIME		COUNT LOCATION															
		1		2		3		4		5		6*		7		8	
FROM:	TO:	IN	OUT	IN	OUT	IN	OUT	IN	OUT	IN	OUT	IN	OUT	IN	OUT	IN	OUT
7:00 AM	8:00 AM	318		381		93		165		173				193		170	
7:15 AM	8:15 AM	341		377		107		177		185				214		197	
7:30 AM	8:30 AM	359		370		111		170		212				211		203	
7:45 AM	8:45 AM	395		346		120		169		223				247		220	
8:00 AM	9:00 AM	377		340		134		161		229				278		216	

* One way roadway (outbound only)

TIME		COUNT LOCATION																TOTAL
		9		10		11		12		13		14		15		16		
FROM:	TO:	IN	OUT	IN	OUT	IN	OUT	IN	OUT	IN	OUT	IN	OUT	IN	OUT	IN	OUT	IN
7:00 AM	8:00 AM	81		17		10		13		166		34		22		157		1993
7:15 AM	8:15 AM	78		24		30		26		203		48		14		182		2203
7:30 AM	8:30 AM	93		33		34		26		221		46		16		163		2268
7:45 AM	8:45 AM	91		28		34		20		228		56		18		185		2380
8:00 AM	9:00 AM	107		23		28		23		216		48		15		154		2349

TOTAL PEAK HOUR TRAFFIC: 2380

Notes:

STANFORD UNIVERSITY TRAFFIC COUNTS

<u>AM COUNT TIME</u>	<u>DATE COUNTED</u>	<u>DAY OF THE WEEK</u>	<u>PEAK HOUR</u>	<u>WEATHER</u>
FROM: 7:00 AM TO: 9:00 AM	4/23/2021	Friday	FROM: 7:45 AM TO: 8:45 AM	Fair

TIME		COUNT LOCATION															
		1		2		3		4		5		6*		7		8	
FROM:	TO:	IN	OUT	IN	OUT	IN	OUT	IN	OUT	IN	OUT	IN	OUT	IN	OUT	IN	OUT
7:00 AM	8:00 AM	302		321		111		174		166				183		140	
7:15 AM	8:15 AM	323		322		122		160		159				192		155	
7:30 AM	8:30 AM	349		348		122		150		166				192		166	
7:45 AM	8:45 AM	367		330		128		143		179				214		188	
8:00 AM	9:00 AM	365		311		128		122		193				219		193	

* One way roadway (outbound only)

TIME		COUNT LOCATION																TOTAL
		9		10		11		12		13		14		15		16		
FROM:	TO:	IN	OUT	IN	OUT	IN	OUT	IN	OUT	IN	OUT	IN	OUT	IN	OUT	IN	OUT	IN
7:00 AM	8:00 AM	78		19		11		18		169		29		13		133		1867
7:15 AM	8:15 AM	97		22		32		26		205		38		15		155		2023
7:30 AM	8:30 AM	118		20		32		22		221		45		13		159		2123
7:45 AM	8:45 AM	134		23		32		17		233		54		7		174		2223
8:00 AM	9:00 AM	145		27		31		17		200		57		5		161		2174

TOTAL PEAK HOUR TRAFFIC: 2223

Notes:

Site 2 too high, replaced with week 2 data

STANFORD UNIVERSITY TRAFFIC COUNTS

<u>PM COUNT TIME</u>	<u>DATE COUNTED</u>	<u>DAY OF THE WEEK</u>	<u>PEAK HOUR</u>	<u>WEATHER</u>
FROM: 4:00 PM	4/19/2021	Monday	FROM: 4:45 PM	Fair
TO: 6:00 PM			TO: 5:45 PM	

TIME		COUNT LOCATION															
		1		2		3		4		5		6		7		8	
FROM:	TO:	IN	OUT	IN	OUT	IN	OUT	IN	OUT	IN	OUT	IN	OUT	IN	OUT	IN	OUT
4:00 PM	5:00 PM		400		270		132		214		151		51		272		201
4:15 PM	5:15 PM		369		288		121		201		166		28		273		201
4:30 PM	5:30 PM		390		320		112		206		173		18		273		203
4:45 PM	5:45 PM		421		325		118		203		173		7		257		207
5:00 PM	6:00 PM		392		332		112		189		176		11		263		212

TIME		COUNT LOCATION																TOTAL
		9		10		11		12		13		14		15		16		
FROM:	TO:	IN	OUT	IN	OUT	IN	OUT	IN	OUT	IN	OUT	IN	OUT	IN	OUT	IN	OUT	OUT
4:00 PM	5:00 PM		153		63		17		19		198		53		4		164	2362
4:15 PM	5:15 PM		153		63		19		18		206		50		3		165	2324
4:30 PM	5:30 PM		148		64		21		17		227		56		2		165	2395
4:45 PM	5:45 PM		156		70		19		14		213		54		4		161	2402
5:00 PM	6:00 PM		188		73		14		11		196		47		4		175	2395

TOTAL PEAK HOUR TRAFFIC: 2402

Notes:

STANFORD UNIVERSITY TRAFFIC COUNTS

<u>PM COUNT TIME</u>	<u>DATE COUNTED</u>	<u>DAY OF THE WEEK</u>	<u>PEAK HOUR</u>	<u>WEATHER</u>
FROM: 4:00 PM TO: 6:00 PM	4/20/2021	Tuesday	FROM: 4:15 PM TO: 5:15 PM	Mostly Cloudy

TIME		COUNT LOCATION															
		1		2		3		4		5		6		7		8	
FROM:	TO:	IN	OUT	IN	OUT	IN	OUT	IN	OUT	IN	OUT	IN	OUT	IN	OUT	IN	OUT
4:00 PM	5:00 PM		442		310		128		195		167		54		301		211
4:15 PM	5:15 PM		440		330		136		211		170		30		278		235
4:30 PM	5:30 PM		448		364		126		220		168		14		259		223
4:45 PM	5:45 PM		447		361		123		206		155		11		262		209
5:00 PM	6:00 PM		446		371		140		200		164		6		255		207

TIME		COUNT LOCATION																TOTAL OUT
		9		10		11		12		13		14		15		16		
FROM:	TO:	IN	OUT	IN	OUT	IN	OUT	IN	OUT	IN	OUT	IN	OUT	IN	OUT	IN	OUT	OUT
4:00 PM	5:00 PM		128		70		15		18		225		58		7		180	2509
4:15 PM	5:15 PM		144		71		18		22		244		57		8		196	2590
4:30 PM	5:30 PM		153		69		16		21		224		64		6		201	2576
4:45 PM	5:45 PM		166		66		15		13		203		57		8		188	2490
5:00 PM	6:00 PM		180		58		11		12		191		50		7		168	2466

TOTAL PEAK HOUR TRAFFIC: 2590

Notes:

STANFORD UNIVERSITY TRAFFIC COUNTS

<u>PM COUNT TIME</u>	<u>DATE COUNTED</u>	<u>DAY OF THE WEEK</u>	<u>PEAK HOUR</u>	<u>WEATHER</u>
FROM: 4:00 PM	4/21/2021	Wednesday	FROM: 4:00 PM	Fair
TO: 6:00 PM			TO: 5:00 PM	

TIME		COUNT LOCATION															
		1		2		3		4		5		6		7		8	
FROM:	TO:	IN	OUT	IN	OUT	IN	OUT	IN	OUT	IN	OUT	IN	OUT	IN	OUT	IN	OUT
4:00 PM	5:00 PM		467		316		136		224		149		58		273		198
4:15 PM	5:15 PM		444		315		134		225		142		40		280		197
4:30 PM	5:30 PM		449		333		141		213		171		31		271		194
4:45 PM	5:45 PM		437		362		137		212		175		19		236		192
5:00 PM	6:00 PM		420		356		149		209		176		14		235		199

TIME		COUNT LOCATION																TOTAL
		9		10		11		12		13		14		15		16		
FROM:	TO:	IN	OUT	IN	OUT	IN	OUT	IN	OUT	IN	OUT	IN	OUT	IN	OUT	IN	OUT	OUT
4:00 PM	5:00 PM		180		62		18		21		222		60		8		218	2610
4:15 PM	5:15 PM		163		74		19		23		230		52		5		213	2556
4:30 PM	5:30 PM		169		87		18		20		240		44		8		212	2601
4:45 PM	5:45 PM		191		93		19		13		216		55		9		187	2553
5:00 PM	6:00 PM		187		105		16		8		209		53		9		212	2557

TOTAL PEAK HOUR TRAFFIC: 2610

Notes:

STANFORD UNIVERSITY TRAFFIC COUNTS

<u>PM COUNT TIME</u>	<u>DATE COUNTED</u>	<u>DAY OF THE WEEK</u>	<u>PEAK HOUR</u>	<u>WEATHER</u>
FROM: 4:00 PM	4/22/2021	Thursday	FROM: 5:00 PM	Fair
TO: 6:00 PM			TO: 6:00 PM	

TIME		COUNT LOCATION															
		1		2		3		4		5		6		7		8	
FROM:	TO:	IN	OUT	IN	OUT	IN	OUT	IN	OUT	IN	OUT	IN	OUT	IN	OUT	IN	OUT
4:00 PM	5:00 PM		427		279		156		203		158		33		295		214
4:15 PM	5:15 PM		405		287		137		216		165		27		295		205
4:30 PM	5:30 PM		419		324		138		219		184		21		281		189
4:45 PM	5:45 PM		440		362		131		196		176		13		255		190
5:00 PM	6:00 PM		440		356		130		200		170		9		282		185

TIME		COUNT LOCATION																TOTAL
		9		10		11		12		13		14		15		16		
FROM:	TO:	IN	OUT	IN	OUT	IN	OUT	IN	OUT	IN	OUT	IN	OUT	IN	OUT	IN	OUT	OUT
4:00 PM	5:00 PM		143		65		17		14		206		41		7		242	2500
4:15 PM	5:15 PM		152		64		15		15		213		44		6		247	2493
4:30 PM	5:30 PM		168		68		17		12		218		44		5		230	2537
4:45 PM	5:45 PM		192		64		18		6		234		45		9		206	2537
5:00 PM	6:00 PM		193		71		16		8		214		48		12		213	2547

TOTAL PEAK HOUR TRAFFIC: 2547

Notes:

STANFORD UNIVERSITY TRAFFIC COUNTS

<u>PM COUNT TIME</u>	<u>DATE COUNTED</u>	<u>DAY OF THE WEEK</u>	<u>PEAK HOUR</u>	<u>WEATHER</u>
FROM: 4:00 PM	4/23/2021	Friday	FROM: 4:30 PM	Partly Cloudy
TO: 6:00 PM			TO: 5:30 PM	

TIME		COUNT LOCATION															
		1		2		3		4		5		6		7		8	
FROM:	TO:	IN	OUT	IN	OUT	IN	OUT	IN	OUT	IN	OUT	IN	OUT	IN	OUT	IN	OUT
4:00 PM	5:00 PM		302		298		129		190		213		46		289		253
4:15 PM	5:15 PM		323		289		122		205		215		36		284		262
4:30 PM	5:30 PM		349		309		165		213		242		23		286		260
4:45 PM	5:45 PM		367		343		168		208		235		17		273		249
5:00 PM	6:00 PM		365		346		168		209		229		14		275		238

TIME		COUNT LOCATION																TOTAL OUT
		9		10		11		12		13		14		15		16		
FROM:	TO:	IN	OUT	IN	OUT	IN	OUT	IN	OUT	IN	OUT	IN	OUT	IN	OUT	IN	OUT	OUT
4:00 PM	5:00 PM		198		78		22		11		257		59		5		238	2588
4:15 PM	5:15 PM		187		95		24		13		274		55		4		219	2607
4:30 PM	5:30 PM		205		97		23		11		271		58		2		188	2702
4:45 PM	5:45 PM		216		104		19		11		241		67		2		144	2664
5:00 PM	6:00 PM		220		104		18		9		225		62		3		113	2598

TOTAL PEAK HOUR TRAFFIC: 2702

Notes:

STANFORD UNIVERSITY TRAFFIC COUNTS

<u>AM COUNT TIME</u>	<u>DATE COUNTED</u>	<u>DAY OF THE WEEK</u>	<u>PEAK HOUR</u>	<u>WEATHER</u>
FROM: 7:00 AM TO: 9:00 AM	4/26/2021	Monday	FROM: 8:00 AM TO: 9:00 AM	Mostly Cloudy

TIME		COUNT LOCATION															
		1		2		3		4		5		6*		7		8	
FROM:	TO:	IN	OUT	IN	OUT	IN	OUT	IN	OUT	IN	OUT	IN	OUT	IN	OUT	IN	OUT
7:00 AM	8:00 AM	325		330		93		208		166				159		181	
7:15 AM	8:15 AM	364		324		116		189		164				162		181	
7:30 AM	8:30 AM	356		303		127		171		180				162		189	
7:45 AM	8:45 AM	376		269		119		161		188				192		194	
8:00 AM	9:00 AM	358		278		129		167		197				205		204	

* One way roadway (outbound only)

TIME		COUNT LOCATION																TOTAL
		9		10		11		12		13		14		15		16		
FROM:	TO:	IN	OUT	IN	OUT	IN	OUT	IN	OUT	IN	OUT	IN	OUT	IN	OUT	IN	OUT	IN
7:00 AM	8:00 AM	67		17		15		7		139		33		10		93		1843
7:15 AM	8:15 AM	84		24		36		17		178		42		14		101		1996
7:30 AM	8:30 AM	103		30		36		20		190		49		16		120		2052
7:45 AM	8:45 AM	117		30		34		20		201		58		17		127		2103
8:00 AM	9:00 AM	134		28		29		24		188		52		13		118		2124

TOTAL PEAK HOUR TRAFFIC: 2124

Notes:

Site 4 missing data, too low, replaced with week 1

STANFORD UNIVERSITY TRAFFIC COUNTS

<u>AM COUNT TIME</u>	<u>DATE COUNTED</u>	<u>DAY OF THE WEEK</u>	<u>PEAK HOUR</u>	<u>WEATHER</u>
FROM: 7:00 AM TO: 9:00 AM	4/27/2021	Tuesday	FROM: 8:00 AM TO: 9:00 AM	Fair

TIME		COUNT LOCATION															
		1		2		3		4		5		6*		7		8	
FROM:	TO:	IN	OUT	IN	OUT	IN	OUT	IN	OUT	IN	OUT	IN	OUT	IN	OUT	IN	OUT
7:00 AM	8:00 AM	338		348		127		187		179				195		183	
7:15 AM	8:15 AM	390		322		133		175		188				219		206	
7:30 AM	8:30 AM	386		330		139		172		200				226		205	
7:45 AM	8:45 AM	383		355		136		156		203				247		218	
8:00 AM	9:00 AM	381		351		146		154		224				280		225	

* One way roadway (outbound only)

TIME		COUNT LOCATION																TOTAL
		9		10		11		12		13		14		15		16		
FROM:	TO:	IN	OUT	IN	OUT	IN	OUT	IN	OUT	IN	OUT	IN	OUT	IN	OUT	IN	OUT	IN
7:00 AM	8:00 AM	77		8		21		15		146		30		17		87		1958
7:15 AM	8:15 AM	77		22		37		23		185		38		15		120		2150
7:30 AM	8:30 AM	97		35		36		20		209		41		9		131		2236
7:45 AM	8:45 AM	94		40		36		25		233		48		9		132		2315
8:00 AM	9:00 AM	107		39		23		21		226		57		5		134		2373

TOTAL PEAK HOUR TRAFFIC: 2373

Notes:

Site 3 no data, replaced with Thursday 4/29/2021

Site 4 missing data, too low, replaced with week 1

STANFORD UNIVERSITY TRAFFIC COUNTS

<u>AM COUNT TIME</u>	<u>DATE COUNTED</u>	<u>DAY OF THE WEEK</u>	<u>PEAK HOUR</u>	<u>WEATHER</u>
FROM: 7:00 AM TO: 9:00 AM	4/28/2021	Wednesday	FROM: 7:45 AM TO: 8:45 AM	Fair

TIME		COUNT LOCATION															
		1		2		3		4		5		6*		7		8	
FROM:	TO:	IN	OUT	IN	OUT	IN	OUT	IN	OUT	IN	OUT	IN	OUT	IN	OUT	IN	OUT
7:00 AM	8:00 AM	342		343		137		187		164				191		166	
7:15 AM	8:15 AM	359		359		145		205		174				201		189	
7:30 AM	8:30 AM	370		376		155		191		191				211		183	
7:45 AM	8:45 AM	355		345		158		192		202				220		191	
8:00 AM	9:00 AM	330		344		142		208		219				249		182	

* One way roadway (outbound only)

TIME		COUNT LOCATION																TOTAL
		9		10		11		12		13		14		15		16		
FROM:	TO:	IN	OUT	IN	OUT	IN	OUT	IN	OUT	IN	OUT	IN	OUT	IN	OUT	IN	OUT	IN
7:00 AM	8:00 AM	84		18		16		14		168		45		14		98		1987
7:15 AM	8:15 AM	104		31		40		19		206		49		9		113		2203
7:30 AM	8:30 AM	114		33		44		16		228		55		10		122		2299
7:45 AM	8:45 AM	122		32		46		16		248		66		9		124		2326
8:00 AM	9:00 AM	121		34		38		20		232		63		9		111		2302

TOTAL PEAK HOUR TRAFFIC: 2326

Notes:

STANFORD UNIVERSITY TRAFFIC COUNTS

<u>AM COUNT TIME</u>	<u>DATE COUNTED</u>	<u>DAY OF THE WEEK</u>	<u>PEAK HOUR</u>	<u>WEATHER</u>
FROM: 7:00 AM TO: 9:00 AM	4/29/2021	Thursday	FROM: 8:00 AM TO: 9:00 AM	Mostly Cloudy

TIME		COUNT LOCATION															
		1		2		3		4		5		6*		7		8	
FROM:	TO:	IN	OUT	IN	OUT	IN	OUT	IN	OUT	IN	OUT	IN	OUT	IN	OUT	IN	OUT
7:00 AM	8:00 AM	290		385		127		221		166				177		156	
7:15 AM	8:15 AM	342		371		133		205		160				198		183	
7:30 AM	8:30 AM	355		350		139		179		181				199		209	
7:45 AM	8:45 AM	347		356		136		180		205				233		210	
8:00 AM	9:00 AM	371		322		146		168		217				249		211	

* One way roadway (outbound only)

TIME		COUNT LOCATION																TOTAL
		9		10		11		12		13		14		15		16		
FROM:	TO:	IN	OUT	IN	OUT	IN	OUT	IN	OUT	IN	OUT	IN	OUT	IN	OUT	IN	OUT	IN
7:00 AM	8:00 AM	75		17		13		16		167		35		12		82		1939
7:15 AM	8:15 AM	93		22		35		21		201		46		11		102		2123
7:30 AM	8:30 AM	109		29		38		20		219		51		12		105		2195
7:45 AM	8:45 AM	119		32		40		20		236		64		10		110		2298
8:00 AM	9:00 AM	142		32		33		15		222		66		12		100		2306

TOTAL PEAK HOUR TRAFFIC: 2306

Notes:

STANFORD UNIVERSITY TRAFFIC COUNTS

<u>AM COUNT TIME</u>	<u>DATE COUNTED</u>	<u>DAY OF THE WEEK</u>	<u>PEAK HOUR</u>	<u>WEATHER</u>
FROM: 7:00 AM TO: 9:00 AM	4/30/2021	Friday	FROM: 7:45 AM TO: 8:45 AM	Mostly Cloudy

TIME		COUNT LOCATION															
		1		2		3		4		5		6*		7		8	
FROM:	TO:	IN	OUT	IN	OUT	IN	OUT	IN	OUT	IN	OUT	IN	OUT	IN	OUT	IN	OUT
7:00 AM	8:00 AM	290		321		112		234		151				168			
7:15 AM	8:15 AM	324		322		128		220		154				176			
7:30 AM	8:30 AM	336		348		144		182		160				168			
7:45 AM	8:45 AM	339		330		139		163		194				186			
8:00 AM	9:00 AM	332		311		144		155		203				206		6	

* One way roadway (outbound only)

TIME		COUNT LOCATION																TOTAL
		9		10		11		12		13		14		15		16		
FROM:	TO:	IN	OUT	IN	OUT	IN	OUT	IN	OUT	IN	OUT	IN	OUT	IN	OUT	IN	OUT	IN
7:00 AM	8:00 AM	65		12		19		14		156		38		8		102		1690
7:15 AM	8:15 AM	91		20		33		22		186		52		11		129		1868
7:30 AM	8:30 AM	115		28		36		21		214		49		14		149		1964
7:45 AM	8:45 AM	130		33		32		19		231		59		13		153		2021
8:00 AM	9:00 AM	127		34		22		17		216		60		12		133		1978

TOTAL PEAK HOUR TRAFFIC: 2021

Notes:

STANFORD UNIVERSITY TRAFFIC COUNTS

PM COUNT TIME
FROM: 4:00 PM
TO: 6:00 PM

DATE COUNTED
 4/26/2021

DAY OF THE WEEK
 Monday

PEAK HOUR
FROM: 5:00 PM
TO: 6:00 PM

WEATHER
 Mostly Cloudy

TIME		COUNT LOCATION															
		1		2		3		4		5		6		7		8	
FROM:	TO:	IN	OUT	IN	OUT	IN	OUT	IN	OUT	IN	OUT	IN	OUT	IN	OUT	IN	OUT
4:00 PM	5:00 PM		392		269		138		201		134		40		213		188
4:15 PM	5:15 PM		390		314		134		218		147		27		246		204
4:30 PM	5:30 PM		394		335		134		239		160		20		247		211
4:45 PM	5:45 PM		433		344		156		225		174		14		247		192
5:00 PM	6:00 PM		430		365		141		207		189		13		253		201

TIME		COUNT LOCATION																TOTAL
		9		10		11		12		13		14		15		16		
FROM:	TO:	IN	OUT	IN	OUT	IN	OUT	IN	OUT	IN	OUT	IN	OUT	IN	OUT	IN	OUT	OUT
4:00 PM	5:00 PM		127		98		20		20		227		56		4		173	2300
4:15 PM	5:15 PM		123		119		20		19		240		57		2		179	2439
4:30 PM	5:30 PM		134		130		19		14		242		53		2		181	2515
4:45 PM	5:45 PM		157		122		16		3		244		51		4		173	2555
5:00 PM	6:00 PM		162		139		13		3		205		50		3		194	2568

TOTAL PEAK HOUR TRAFFIC: 2568

Notes:

STANFORD UNIVERSITY TRAFFIC COUNTS

<u>PM COUNT TIME</u>	<u>DATE COUNTED</u>	<u>DAY OF THE WEEK</u>	<u>PEAK HOUR</u>	<u>WEATHER</u>
FROM: 4:00 PM	4/27/2021	Tuesday	FROM: 4:00 PM	Fair
TO: 6:00 PM			TO: 5:00 PM	

TIME		COUNT LOCATION															
		1		2		3		4		5		6		7		8	
FROM:	TO:	IN	OUT	IN	OUT	IN	OUT	IN	OUT	IN	OUT	IN	OUT	IN	OUT	IN	OUT
4:00 PM	5:00 PM		512		341		148		241		157		62		289		221
4:15 PM	5:15 PM		484		336		141		245		164		41		285		226
4:30 PM	5:30 PM		493		325		146		244		178		32		268		223
4:45 PM	5:45 PM		474		342		143		238		182		22		223		208
5:00 PM	6:00 PM		442		332		144		209		169		17		219		193

TIME		COUNT LOCATION																TOTAL
		9		10		11		12		13		14		15		16		
FROM:	TO:	IN	OUT	IN	OUT	IN	OUT	IN	OUT	IN	OUT	IN	OUT	IN	OUT	IN	OUT	OUT
4:00 PM	5:00 PM		140		75		17		22		219		62		6		194	2706
4:15 PM	5:15 PM		138		79		20		17		234		60		7		203	2680
4:30 PM	5:30 PM		148		79		23		11		235		56		5		203	2669
4:45 PM	5:45 PM		181		56		22		5		240		46		4		187	2573
5:00 PM	6:00 PM		173		59		21		6		220		51		4		199	2458

TOTAL PEAK HOUR TRAFFIC: 2706

Notes:

STANFORD UNIVERSITY TRAFFIC COUNTS

<u>PM COUNT TIME</u>	<u>DATE COUNTED</u>	<u>DAY OF THE WEEK</u>	<u>PEAK HOUR</u>	<u>WEATHER</u>
FROM: 4:00 PM TO: 6:00 PM	4/28/2021	Wednesday	FROM: 4:30 PM TO: 5:30 PM	Fair

TIME		COUNT LOCATION															
		1		2		3		4		5		6		7		8	
FROM:	TO:	IN	OUT	IN	OUT	IN	OUT	IN	OUT	IN	OUT	IN	OUT	IN	OUT	IN	OUT
4:00 PM	5:00 PM		445		296		150		229		150		41		284		207
4:15 PM	5:15 PM		464		301		148		235		164		29		277		201
4:30 PM	5:30 PM		454		373		141		229		166		19		267		213
4:45 PM	5:45 PM		459		366		146		226		170		12		248		198
5:00 PM	6:00 PM		450		368		140		203		183		8		249		203

TIME		COUNT LOCATION																TOTAL OUT
		9		10		11		12		13		14		15		16		
FROM:	TO:	IN	OUT	IN	OUT	IN	OUT	IN	OUT	IN	OUT	IN	OUT	IN	OUT	IN	OUT	OUT
4:00 PM	5:00 PM		168		70		20		18		241		56		4		218	2597
4:15 PM	5:15 PM		162		75		19		17		253		56		5		221	2627
4:30 PM	5:30 PM		171		84		18		15		241		60		9		222	2682
4:45 PM	5:45 PM		204		82		18		9		231		60		7		218	2654
5:00 PM	6:00 PM		201		79		17		6		207		48		6		220	2588

TOTAL PEAK HOUR TRAFFIC: 2682

Notes:

STANFORD UNIVERSITY TRAFFIC COUNTS

<u>PM COUNT TIME</u>	<u>DATE COUNTED</u>	<u>DAY OF THE WEEK</u>	<u>PEAK HOUR</u>	<u>WEATHER</u>
FROM: 4:00 PM	4/29/2021	Thursday	FROM: 4:30 PM	Mostly Cloudy
TO: 6:00 PM			TO: 5:30 PM	

TIME		COUNT LOCATION															
		1		2		3		4		5		6		7		8	
FROM:	TO:	IN	OUT	IN	OUT	IN	OUT	IN	OUT	IN	OUT	IN	OUT	IN	OUT	IN	OUT
4:00 PM	5:00 PM		418		293		147		235		145		39		259		214
4:15 PM	5:15 PM		433		305		140		235		166		39		267		205
4:30 PM	5:30 PM		449		325		134		240		173		21		273		189
4:45 PM	5:45 PM		441		318		121		221		175		16		271		190
5:00 PM	6:00 PM		431		336		127		218		200		11		273		185

TIME		COUNT LOCATION																TOTAL
		9		10		11		12		13		14		15		16		
FROM:	TO:	IN	OUT	IN	OUT	IN	OUT	IN	OUT	IN	OUT	IN	OUT	IN	OUT	IN	OUT	OUT
4:00 PM	5:00 PM		157		56		15		20		236		55		10		188	2487
4:15 PM	5:15 PM		171		69		14		22		247		53		10		190	2566
4:30 PM	5:30 PM		210		61		16		15		232		56		6		196	2596
4:45 PM	5:45 PM		210		81		16		10		236		49		8		184	2547
5:00 PM	6:00 PM		208		103		15		8		221		54		7		181	2578

TOTAL PEAK HOUR TRAFFIC: 2596

Notes:

Site 8 no data, replaced with week 1

STANFORD UNIVERSITY TRAFFIC COUNTS

<u>PM COUNT TIME</u>	<u>DATE COUNTED</u>	<u>DAY OF THE WEEK</u>	<u>PEAK HOUR</u>	<u>WEATHER</u>
FROM: 4:00 PM	4/30/2021	Friday	FROM: 4:45 PM	Cloudy
TO: 6:00 PM			TO: 5:45 PM	

TIME		COUNT LOCATION															
		1		2		3		4		5		6		7		8	
FROM:	TO:	IN	OUT	IN	OUT	IN	OUT	IN	OUT	IN	OUT	IN	OUT	IN	OUT	IN	OUT
4:00 PM	5:00 PM		302		300		109		199		162		40		284		146
4:15 PM	5:15 PM		323		299		131		214		173		30		258		156
4:30 PM	5:30 PM		349		312		141		219		184		27		253		157
4:45 PM	5:45 PM		367		305		141		223		193		24		241		157
5:00 PM	6:00 PM		365		294		141		239		201		17		225		155

TIME		COUNT LOCATION																TOTAL
		9		10		11		12		13		14		15		16		
FROM:	TO:	IN	OUT	IN	OUT	IN	OUT	IN	OUT	IN	OUT	IN	OUT	IN	OUT	IN	OUT	OUT
4:00 PM	5:00 PM		133		71		12		13		231		59		6		238	2305
4:15 PM	5:15 PM		145		83		15		14		239		67		6		219	2372
4:30 PM	5:30 PM		164		99		17		10		233		63		6		188	2422
4:45 PM	5:45 PM		178		125		17		7		243		68		6		144	2439
5:00 PM	6:00 PM		196		123		16		7		232		71		7		113	2402

TOTAL PEAK HOUR TRAFFIC: 2439

Notes:

Site 1 too low, replaced with Week 1

Site 16 too high, replaced week Week 1

STANFORD UNIVERSITY TRAFFIC COUNTS

AM COUNT TIME
FROM: 7:00 AM
TO: 9:00 AM

DATE COUNTED
 9/27/2021

DAY OF THE WEEK
 Monday

PEAK HOUR
FROM: 7:45 AM
TO: 8:45 AM

WEATHER
 Mostly Cloudy

TIME		COUNT LOCATION															
		1		2		3		4		5		6*		7		8	
FROM:	TO:	IN	OUT	IN	OUT	IN	OUT	IN	OUT	IN	OUT	IN	OUT	IN	OUT	IN	OUT
7:00 AM	8:00 AM	390		445		128		165		246				260		147	
7:15 AM	8:15 AM	455		473		141		180		258				284		161	
7:30 AM	8:30 AM	541		528		148		184		307				306		175	
7:45 AM	8:45 AM	574		504		148		212		331				322		193	
8:00 AM	9:00 AM	595		470		140		216		353				300		196	

* One way roadway (outbound only)

TIME		COUNT LOCATION																TOTAL
		9		10		11		12		13		14		15		16		
FROM:	TO:	IN	OUT	IN	OUT	IN	OUT	IN	OUT	IN	OUT	IN	OUT	IN	OUT	IN	OUT	IN
7:00 AM	8:00 AM	37		3		22		15		271		35		10		114		2288
7:15 AM	8:15 AM	47		4		49		40		334		41		13		150		2630
7:30 AM	8:30 AM	49		6		50		44		370		52		14		182		2956
7:45 AM	8:45 AM	47		5		58		49		376		65		14		217		3115
8:00 AM	9:00 AM	54		13		45		39		382		70		12		230		3115

TOTAL PEAK HOUR TRAFFIC: 3115

Notes:

STANFORD UNIVERSITY TRAFFIC COUNTS

AM COUNT TIME
FROM: 7:00 AM
TO: 9:00 AM

DATE COUNTED
 9/28/2021

DAY OF THE WEEK
 Tuesday

PEAK HOUR
FROM: 8:00 AM
TO: 9:00 AM

WEATHER
 Mostly Cloudy

TIME		COUNT LOCATION															
		1		2		3		4		5		6*		7		8	
FROM:	TO:	IN	OUT	IN	OUT	IN	OUT	IN	OUT	IN	OUT	IN	OUT	IN	OUT	IN	OUT
7:00 AM	8:00 AM	397		537		124		185		224				268		138	
7:15 AM	8:15 AM	475		556		136		168		242				302		152	
7:30 AM	8:30 AM	534		575		136		207		293				331		157	
7:45 AM	8:45 AM	617		551		144		201		341				322		173	
8:00 AM	9:00 AM	630		552		152		215		382				303		145	

* One way roadway (outbound only)

TIME		COUNT LOCATION																TOTAL
		9		10		11		12		13		14		15		16		
FROM:	TO:	IN	OUT	IN	OUT	IN	OUT	IN	OUT	IN	OUT	IN	OUT	IN	OUT	IN	OUT	IN
7:00 AM	8:00 AM	34		4		31		22		252		32		13		136		2397
7:15 AM	8:15 AM	41		6		52		52		309		41		17		175		2724
7:30 AM	8:30 AM	48		4		54		56		341		52		15		191		2994
7:45 AM	8:45 AM	51		6		60		59		372		58		16		232		3203
8:00 AM	9:00 AM	64		8		42		43		367		65		11		238		3217

TOTAL PEAK HOUR TRAFFIC: 3217

Notes:

STANFORD UNIVERSITY TRAFFIC COUNTS

AM COUNT TIME
FROM: 7:00 AM
TO: 9:00 AM

DATE COUNTED
 9/29/2021

DAY OF THE WEEK
 Wednesday

PEAK HOUR
FROM: 8:00 AM
TO: 9:00 AM

WEATHER
 Fair

TIME		COUNT LOCATION															
		1		2		3		4		5		6*		7		8	
FROM:	TO:	IN	OUT	IN	OUT	IN	OUT	IN	OUT	IN	OUT	IN	OUT	IN	OUT	IN	OUT
7:00 AM	8:00 AM	392		506		129		175		229				234		119	
7:15 AM	8:15 AM	467		514		143		194		267				265		140	
7:30 AM	8:30 AM	550		539		154		207		315				277		155	
7:45 AM	8:45 AM	584		557		155		195		358				298		154	
8:00 AM	9:00 AM	618		570		160		198		394				305		144	

* One way roadway (outbound only)

TIME		COUNT LOCATION																TOTAL
		9		10		11		12		13		14		15		16		
FROM:	TO:	IN	OUT	IN	OUT	IN	OUT	IN	OUT	IN	OUT	IN	OUT	IN	OUT	IN	OUT	IN
7:00 AM	8:00 AM	23		6		36		22		251		41		10		135		2308
7:15 AM	8:15 AM	32		8		59		47		310		60		9		169		2684
7:30 AM	8:30 AM	40		10		59		46		315		63		7		203		2940
7:45 AM	8:45 AM	47		12		58		47		349		70		6		216		3106
8:00 AM	9:00 AM	64		13		38		38		351		79		4		239		3215

TOTAL PEAK HOUR TRAFFIC: 3215

Notes:

STANFORD UNIVERSITY TRAFFIC COUNTS

AM COUNT TIME
FROM: 7:00 AM
TO: 9:00 AM

DATE COUNTED
 9/30/2021

DAY OF THE WEEK
 Thursday

PEAK HOUR
FROM: 8:00 AM
TO: 9:00 AM

WEATHER
 Fair

TIME		COUNT LOCATION															
		1		2		3		4		5		6*		7		8	
FROM:	TO:	IN	OUT	IN	OUT	IN	OUT	IN	OUT	IN	OUT	IN	OUT	IN	OUT	IN	OUT
7:00 AM	8:00 AM	396		507		138		159		221				243		123	
7:15 AM	8:15 AM	479		530		154		173		231				273		145	
7:30 AM	8:30 AM	524		547		153		176		293				293		173	
7:45 AM	8:45 AM	550		535		145		203		335				324		193	
8:00 AM	9:00 AM	562		540		146		207		373				318		181	

* One way roadway (outbound only)

TIME		COUNT LOCATION																TOTAL
		9		10		11		12		13		14		15		16		
FROM:	TO:	IN	OUT	IN	OUT	IN	OUT	IN	OUT	IN	OUT	IN	OUT	IN	OUT	IN	OUT	IN
7:00 AM	8:00 AM	27		5		29		19		238		36		11		112		2264
7:15 AM	8:15 AM	35		7		62		52		306		55		14		148		2664
7:30 AM	8:30 AM	41		7		66		53		362		62		16		203		2969
7:45 AM	8:45 AM	49		6		72		60		360		67		17		231		3147
8:00 AM	9:00 AM	54		6		53		47		377		71		14		228		3177

TOTAL PEAK HOUR TRAFFIC: 3177

Notes:

STANFORD UNIVERSITY TRAFFIC COUNTS

AM COUNT TIME
FROM: 7:00 AM
TO: 9:00 AM

DATE COUNTED
 10/1/2021

DAY OF THE WEEK
 Friday

PEAK HOUR
FROM: 8:00 AM
TO: 9:00 AM

WEATHER
 Partly Cloudy

TIME		COUNT LOCATION															
		1		2		3		4		5		6*		7		8	
FROM:	TO:	IN	OUT	IN	OUT	IN	OUT	IN	OUT	IN	OUT	IN	OUT	IN	OUT	IN	OUT
7:00 AM	8:00 AM	313		375		125		160		203				268		105	
7:15 AM	8:15 AM	349		418		134		150		235				312		125	
7:30 AM	8:30 AM	361		450		144		166		280				329		152	
7:45 AM	8:45 AM	395		494		138		170		312				332		160	
8:00 AM	9:00 AM	443		513		147		169		343				298		138	

* One way roadway (outbound only)

TIME		COUNT LOCATION																TOTAL
		9		10		11		12		13		14		15		16		
FROM:	TO:	IN	OUT	IN	OUT	IN	OUT	IN	OUT	IN	OUT	IN	OUT	IN	OUT	IN	OUT	IN
7:00 AM	8:00 AM	27		3		7		6		204		33		17		129		1975
7:15 AM	8:15 AM	25		4		9		9		249		43		18		168		2248
7:30 AM	8:30 AM	30		3		13		15		264		47		18		194		2466
7:45 AM	8:45 AM	31		5		15		18		272		57		18		213		2630
8:00 AM	9:00 AM	39		7		15		22		285		57		15		216		2707

TOTAL PEAK HOUR TRAFFIC: 2707

Notes:

STANFORD UNIVERSITY TRAFFIC COUNTS

PM COUNT TIME
FROM: 4:00 PM
TO: 6:00 PM

DATE COUNTED
 9/27/2021

DAY OF THE WEEK
 Monday

PEAK HOUR
FROM: 4:45 PM
TO: 5:45 PM

WEATHER
 Partly Cloudy

TIME		COUNT LOCATION															
		1		2		3		4		5		6		7		8	
FROM:	TO:	IN	OUT	IN	OUT	IN	OUT	IN	OUT	IN	OUT	IN	OUT	IN	OUT	IN	OUT
4:00 PM	5:00 PM		548		357		134		210		229		21		312		244
4:15 PM	5:15 PM		565		405		136		208		235		15		363		250
4:30 PM	5:30 PM		592		471		151		208		260		15		411		250
4:45 PM	5:45 PM		579		507		167		193		274		12		431		242
5:00 PM	6:00 PM		566		538		162		176		280		13		410		268

TIME		COUNT LOCATION																TOTAL OUT
		9		10		11		12		13		14		15		16		
FROM:	TO:	IN	OUT	IN	OUT	IN	OUT	IN	OUT	IN	OUT	IN	OUT	IN	OUT	IN	OUT	
4:00 PM	5:00 PM		43		29		23		20		300		60		7		235	2772
4:15 PM	5:15 PM		46		39		30		23		324		48		5		240	2932
4:30 PM	5:30 PM		55		44		34		28		378		53		6		259	3215
4:45 PM	5:45 PM		45		46		35		27		385		57		5		254	3259
5:00 PM	6:00 PM		49		42		32		25		358		59		4		229	3211

TOTAL PEAK HOUR TRAFFIC: 3259

Notes:

STANFORD UNIVERSITY TRAFFIC COUNTS

PM COUNT TIME
FROM: 4:00 PM
TO: 6:00 PM

DATE COUNTED
 9/28/2021

DAY OF THE WEEK
 Tuesday

PEAK HOUR
FROM: 5:00 PM
TO: 6:00 PM

WEATHER
 Mostly Cloudy

TIME		COUNT LOCATION															
		1		2		3		4		5		6		7		8	
FROM:	TO:	IN	OUT	IN	OUT	IN	OUT	IN	OUT	IN	OUT	IN	OUT	IN	OUT	IN	OUT
4:00 PM	5:00 PM		656		362		156		160		234		21		328		222
4:15 PM	5:15 PM		675		409		152		175		265		18		364		247
4:30 PM	5:30 PM		713		463		158		185		297		15		392		282
4:45 PM	5:45 PM		675		520		153		176		304		17		395		276
5:00 PM	6:00 PM		655		564		147		177		318		18		404		299

TIME		COUNT LOCATION																TOTAL OUT
		9		10		11		12		13		14		15		16		
FROM:	TO:	IN	OUT	IN	OUT	IN	OUT	IN	OUT	IN	OUT	IN	OUT	IN	OUT	IN	OUT	
4:00 PM	5:00 PM		45		33		26		21		305		64		5		223	2861
4:15 PM	5:15 PM		45		32		25		14		314		70		4		229	3038
4:30 PM	5:30 PM		49		37		29		17		349		74		4		240	3304
4:45 PM	5:45 PM		50		32		25		18		340		79		4		256	3320
5:00 PM	6:00 PM		56		24		19		16		353		71		4		249	3374

TOTAL PEAK HOUR TRAFFIC: 3374

Notes:

STANFORD UNIVERSITY TRAFFIC COUNTS

PM COUNT TIME
FROM: 4:00 PM
TO: 6:00 PM

DATE COUNTED
 9/29/2021

DAY OF THE WEEK
 Wednesday

PEAK HOUR
FROM: 4:45 PM
TO: 5:45 PM

WEATHER
 Fair

TIME		COUNT LOCATION															
		1		2		3		4		5		6		7		8	
FROM:	TO:	IN	OUT	IN	OUT	IN	OUT	IN	OUT	IN	OUT	IN	OUT	IN	OUT	IN	OUT
4:00 PM	5:00 PM		623		395		153		186		255		13		326		227
4:15 PM	5:15 PM		616		446		158		207		285		13		367		272
4:30 PM	5:30 PM		620		483		156		221		307		20		399		295
4:45 PM	5:45 PM		636		537		165		199		306		19		415		292
5:00 PM	6:00 PM		629		576		161		183		300		17		410		312

TIME		COUNT LOCATION																TOTAL OUT
		9		10		11		12		13		14		15		16		
FROM:	TO:	IN	OUT	IN	OUT	IN	OUT	IN	OUT	IN	OUT	IN	OUT	IN	OUT	IN	OUT	
4:00 PM	5:00 PM		40		28		22		27		287		55		8		267	2912
4:15 PM	5:15 PM		46		37		29		27		323		62		7		299	3194
4:30 PM	5:30 PM		44		40		31		27		356		67		6		325	3397
4:45 PM	5:45 PM		47		41		32		23		352		70		2		320	3456
5:00 PM	6:00 PM		47		37		29		17		346		62		2		300	3428

TOTAL PEAK HOUR TRAFFIC: 3456

Notes:

STANFORD UNIVERSITY TRAFFIC COUNTS

PM COUNT TIME
FROM: 4:00 PM
TO: 6:00 PM

DATE COUNTED
 9/30/2021

DAY OF THE WEEK
 Thursday

PEAK HOUR
FROM: 4:45 PM
TO: 5:45 PM

WEATHER
 Fair

TIME		COUNT LOCATION															
		1		2		3		4		5		6		7		8	
FROM:	TO:	IN	OUT	IN	OUT	IN	OUT	IN	OUT	IN	OUT	IN	OUT	IN	OUT	IN	OUT
4:00 PM	5:00 PM		596		391		159		182		221		15		391		224
4:15 PM	5:15 PM		590		434		168		201		265		21		429		233
4:30 PM	5:30 PM		625		488		171		203		288		24		424		259
4:45 PM	5:45 PM		659		517		174		221		300		25		418		280
5:00 PM	6:00 PM		662		543		172		219		320		21		392		281

TIME		COUNT LOCATION																TOTAL OUT
		9		10		11		12		13		14		15		16		
FROM:	TO:	IN	OUT	IN	OUT	IN	OUT	IN	OUT	IN	OUT	IN	OUT	IN	OUT	IN	OUT	
4:00 PM	5:00 PM		54		27		21		24		268		56		13		226	2868
4:15 PM	5:15 PM		53		39		30		21		311		57		13		256	3121
4:30 PM	5:30 PM		50		41		32		21		353		63		11		301	3354
4:45 PM	5:45 PM		47		37		29		14		373		68		15		295	3472
5:00 PM	6:00 PM		41		38		30		11		363		70		14		280	3457

TOTAL PEAK HOUR TRAFFIC: 3472

Notes:

STANFORD UNIVERSITY TRAFFIC COUNTS

PM COUNT TIME	DATE COUNTED	DAY OF THE WEEK	PEAK HOUR	WEATHER
FROM: 4:00 PM	10/1/2021	Friday	FROM: 4:45 PM	Partly Cloudy
TO: 6:00 PM			TO: 5:45 PM	

TIME		COUNT LOCATION															
		1		2		3		4		5		6		7		8	
FROM:	TO:	IN	OUT	IN	OUT	IN	OUT	IN	OUT	IN	OUT	IN	OUT	IN	OUT	IN	OUT
4:00 PM	5:00 PM		571		366		150		187		253		25		426		319
4:15 PM	5:15 PM		581		400		154		187		256		35		419		321
4:30 PM	5:30 PM		592		426		158		191		281		40		414		328
4:45 PM	5:45 PM		595		471		158		191		289		44		408		326
5:00 PM	6:00 PM		552		499		139		196		307		43		393		309

TIME		COUNT LOCATION																TOTAL
		9		10		11		12		13		14		15		16		
FROM:	TO:	IN	OUT	IN	OUT	IN	OUT	IN	OUT	IN	OUT	IN	OUT	IN	OUT	IN	OUT	OUT
4:00 PM	5:00 PM		42		28		22		17		332		57		7		256	3058
4:15 PM	5:15 PM		45		30		24		18		353		55		7		270	3155
4:30 PM	5:30 PM		50		34		27		19		412		59		9		284	3324
4:45 PM	5:45 PM		48		40		31		18		423		65		9		297	3413
5:00 PM	6:00 PM		50		40		31		16		429		59		10		308	3381

TOTAL PEAK HOUR TRAFFIC: 3413

Notes:

STANFORD UNIVERSITY TRAFFIC COUNTS

<u>AM COUNT TIME</u>	<u>DATE COUNTED</u>	<u>DAY OF THE WEEK</u>	<u>PEAK HOUR</u>	<u>WEATHER</u>
FROM: 7:00 AM TO: 9:00 AM	10/4/2021	Monday	FROM: 8:00 AM TO: 9:00 AM	Mostly Cloudy

TIME		COUNT LOCATION															
		1		2		3		4		5		6*		7		8	
FROM:	TO:	IN	OUT	IN	OUT	IN	OUT	IN	OUT	IN	OUT	IN	OUT	IN	OUT	IN	OUT
7:00 AM	8:00 AM	371		511		129		172		237				261		111	
7:15 AM	8:15 AM	421		536		128		191		265				282		125	
7:30 AM	8:30 AM	480		564		136		193		302				300		152	
7:45 AM	8:45 AM	540		558		143		217		337				302		194	
8:00 AM	9:00 AM	595		545		143		196		371				290		201	

* One way roadway (outbound only)

TIME		COUNT LOCATION																TOTAL
		9		10		11		12		13		14		15		16		
FROM:	TO:	IN	OUT	IN	OUT	IN	OUT	IN	OUT	IN	OUT	IN	OUT	IN	OUT	IN	OUT	IN
7:00 AM	8:00 AM	29		5		28		19		259		54		8		126		2320
7:15 AM	8:15 AM	37		9		51		43		322		71		13		170		2664
7:30 AM	8:30 AM	36		9		53		47		355		77		17		212		2933
7:45 AM	8:45 AM	35		9		53		49		377		69		20		260		3163
8:00 AM	9:00 AM	44		10		39		35		371		57		22		264		3183

TOTAL PEAK HOUR TRAFFIC: 3183

Notes:

STANFORD UNIVERSITY TRAFFIC COUNTS

AM COUNT TIME

FROM: 7:00 AM
TO: 9:00 AM

DATE COUNTED

10/5/2021

DAY OF THE WEEK

Tuesday

PEAK HOUR

FROM: 8:00 AM
TO: 9:00 AM

WEATHER

Mostly Cloudy

TIME		COUNT LOCATION															
		1		2		3		4		5		6*		7		8	
FROM:	TO:	IN	OUT	IN	OUT	IN	OUT	IN	OUT	IN	OUT	IN	OUT	IN	OUT	IN	OUT
7:00 AM	8:00 AM	372		522		136		203		233				284		137	
7:15 AM	8:15 AM	476		569		143		202		252				320		155	
7:30 AM	8:30 AM	514		575		138		205		312				351		181	
7:45 AM	8:45 AM	589		534		132		208		348				361		187	
8:00 AM	9:00 AM	634		551		129		194		389				356		185	

* One way roadway (outbound only)

TIME		COUNT LOCATION																TOTAL
		9		10		11		12		13		14		15		16		
FROM:	TO:	IN	OUT	IN	OUT	IN	OUT	IN	OUT	IN	OUT	IN	OUT	IN	OUT	IN	OUT	IN
7:00 AM	8:00 AM	35		6		26		21		254		50		19		142		2440
7:15 AM	8:15 AM	37		10		53		47		306		69		19		193		2851
7:30 AM	8:30 AM	38		9		56		50		356		80		16		211		3092
7:45 AM	8:45 AM	47		9		59		52		407		82		14		240		3269
8:00 AM	9:00 AM	49		10		44		38		421		69		10		267		3346

TOTAL PEAK HOUR TRAFFIC: 3346

Notes:

STANFORD UNIVERSITY TRAFFIC COUNTS

<u>AM COUNT TIME</u>	<u>DATE COUNTED</u>	<u>DAY OF THE WEEK</u>	<u>PEAK HOUR</u>	<u>WEATHER</u>
FROM: 7:00 AM TO: 9:00 AM	10/6/2021	Wednesday	FROM: 8:00 AM TO: 9:00 AM	Fair

TIME		COUNT LOCATION															
		1		2		3		4		5		6*		7		8	
FROM:	TO:	IN	OUT	IN	OUT	IN	OUT	IN	OUT	IN	OUT	IN	OUT	IN	OUT	IN	OUT
7:00 AM	8:00 AM	387		536		148		201		238				252		132	
7:15 AM	8:15 AM	469		555		145		188		264				267		166	
7:30 AM	8:30 AM	524		573		143		167		306				278		180	
7:45 AM	8:45 AM	571		573		147		155		359				317		198	
8:00 AM	9:00 AM	615		566		153		148		388				319		195	

* One way roadway (outbound only)

TIME		COUNT LOCATION																TOTAL
		9		10		11		12		13		14		15		16		
FROM:	TO:	IN	OUT	IN	OUT	IN	OUT	IN	OUT	IN	OUT	IN	OUT	IN	OUT	IN	OUT	IN
7:00 AM	8:00 AM	32		2		33		21		242		54		11		125		2414
7:15 AM	8:15 AM	36		4		64		51		308		61		14		158		2750
7:30 AM	8:30 AM	37		10		66		53		355		70		16		207		2985
7:45 AM	8:45 AM	47		12		64		54		375		61		15		265		3213
8:00 AM	9:00 AM	62		16		51		42		382		56		15		295		3303

TOTAL PEAK HOUR TRAFFIC: 3303

Notes:

STANFORD UNIVERSITY TRAFFIC COUNTS

<u>AM COUNT TIME</u>	<u>DATE COUNTED</u>	<u>DAY OF THE WEEK</u>	<u>PEAK HOUR</u>	<u>WEATHER</u>
FROM: 7:00 AM TO: 9:00 AM	10/7/2021	Thursday	FROM: 7:45 AM TO: 8:45 AM	Fair

TIME		COUNT LOCATION															
		1		2		3		4		5		6*		7		8	
FROM:	TO:	IN	OUT	IN	OUT	IN	OUT	IN	OUT	IN	OUT	IN	OUT	IN	OUT	IN	OUT
7:00 AM	8:00 AM	382		551		127		151		225				243		128	
7:15 AM	8:15 AM	474		593		136		174		244				265		168	
7:30 AM	8:30 AM	514		564		147		184		295				279		180	
7:45 AM	8:45 AM	579		540		151		204		340				326		208	
8:00 AM	9:00 AM	592		504		160		200		366				313		183	

* One way roadway (outbound only)

TIME		COUNT LOCATION																TOTAL
		9		10		11		12		13		14		15		16		
FROM:	TO:	IN	OUT	IN	OUT	IN	OUT	IN	OUT	IN	OUT	IN	OUT	IN	OUT	IN	OUT	IN
7:00 AM	8:00 AM	34		5		28		18		258		37		20		108		2315
7:15 AM	8:15 AM	39		9		53		50		315		51		17		147		2735
7:30 AM	8:30 AM	42		10		55		54		339		58		18		195		2934
7:45 AM	8:45 AM	44		12		56		58		376		66		19		229		3208
8:00 AM	9:00 AM	49		15		45		45		385		53		19		233		3162

TOTAL PEAK HOUR TRAFFIC: 3208

Notes:

STANFORD UNIVERSITY TRAFFIC COUNTS

<u>AM COUNT TIME</u>	<u>DATE COUNTED</u>	<u>DAY OF THE WEEK</u>	<u>PEAK HOUR</u>	<u>WEATHER</u>
FROM: 7:00 AM TO: 9:00 AM	10/8/2021	Friday	FROM: 8:00 AM TO: 9:00 AM	Partly Cloudy

TIME		COUNT LOCATION															
		1		2		3		4		5		6*		7		8	
FROM:	TO:	IN	OUT	IN	OUT	IN	OUT	IN	OUT	IN	OUT	IN	OUT	IN	OUT	IN	OUT
7:00 AM	8:00 AM	315		488		128		135		231				259		136	
7:15 AM	8:15 AM	388		515		143		138		248				279		162	
7:30 AM	8:30 AM	439		536		146		136		279				281		183	
7:45 AM	8:45 AM	518		506		143		143		293				266		199	
8:00 AM	9:00 AM	560		472		160		145		349				255		177	

* One way roadway (outbound only)

TIME		COUNT LOCATION																TOTAL
		9		10		11		12		13		14		15		16		
FROM:	TO:	IN	OUT	IN	OUT	IN	OUT	IN	OUT	IN	OUT	IN	OUT	IN	OUT	IN	OUT	IN
7:00 AM	8:00 AM	28		7		28		19		232		47		14		114		2181
7:15 AM	8:15 AM	29		6		48		42		301		65		13		140		2517
7:30 AM	8:30 AM	31		9		52		44		326		72		15		176		2725
7:45 AM	8:45 AM	38		12		54		45		329		75		14		208		2843
8:00 AM	9:00 AM	38		11		37		31		313		59		13		231		2851

TOTAL PEAK HOUR TRAFFIC: 2851

Notes:

STANFORD UNIVERSITY TRAFFIC COUNTS

<u>PM COUNT TIME</u>	<u>DATE COUNTED</u>	<u>DAY OF THE WEEK</u>	<u>PEAK HOUR</u>	<u>WEATHER</u>
FROM: 4:00 PM TO: 6:00 PM	10/4/2021	Monday	FROM: 4:45 PM TO: 5:45 PM	Partly Cloudy

TIME		COUNT LOCATION															
		1		2		3		4		5		6		7		8	
FROM:	TO:	IN	OUT	IN	OUT	IN	OUT	IN	OUT	IN	OUT	IN	OUT	IN	OUT	IN	OUT
4:00 PM	5:00 PM		531		429		132		158		247		10		342		279
4:15 PM	5:15 PM		562		475		135		152		250		12		368		292
4:30 PM	5:30 PM		559		522		146		171		283		14		399		298
4:45 PM	5:45 PM		624		545		163		172		290		11		404		335
5:00 PM	6:00 PM		639		553		165		199		280		14		389		334

TIME		COUNT LOCATION																TOTAL
		9		10		11		12		13		14		15		16		
FROM:	TO:	IN	OUT	IN	OUT	IN	OUT	IN	OUT	IN	OUT	IN	OUT	IN	OUT	IN	OUT	OUT
4:00 PM	5:00 PM		43		23		19		25		265		45		2		217	2767
4:15 PM	5:15 PM		47		35		28		26		317		35		4		233	2971
4:30 PM	5:30 PM		48		43		34		25		339		30		4		244	3159
4:45 PM	5:45 PM		48		45		35		24		372		37		4		245	3354
5:00 PM	6:00 PM		48		39		30		18		365		42		4		224	3343

TOTAL PEAK HOUR TRAFFIC: 3354

Notes:

STANFORD UNIVERSITY TRAFFIC COUNTS

<u>PM COUNT TIME</u>	<u>DATE COUNTED</u>	<u>DAY OF THE WEEK</u>	<u>PEAK HOUR</u>	<u>WEATHER</u>
FROM: 4:00 PM TO: 6:00 PM	10/5/2021	Tuesday	FROM: 4:30 PM TO: 5:30 PM	Mostly Cloudy

TIME		COUNT LOCATION															
		1		2		3		4		5		6		7		8	
FROM:	TO:	IN	OUT	IN	OUT	IN	OUT	IN	OUT	IN	OUT	IN	OUT	IN	OUT	IN	OUT
4:00 PM	5:00 PM		597		467		165		220		251		24		328		297
4:15 PM	5:15 PM		641		484		166		237		269		24		377		323
4:30 PM	5:30 PM		672		516		173		245		281		25		437		355
4:45 PM	5:45 PM		666		528		160		216		276		24		437		349
5:00 PM	6:00 PM		647		541		158		185		287		19		449		335

TIME		COUNT LOCATION																TOTAL OUT
		9		10		11		12		13		14		15		16		
FROM:	TO:	IN	OUT	IN	OUT	IN	OUT	IN	OUT	IN	OUT	IN	OUT	IN	OUT	IN	OUT	OUT
4:00 PM	5:00 PM		40		34		27		16		310		53		9		254	3092
4:15 PM	5:15 PM		38		36		28		22		321		53		9		263	3291
4:30 PM	5:30 PM		42		39		31		26		348		50		7		270	3517
4:45 PM	5:45 PM		46		40		32		21		345		40		8		260	3448
5:00 PM	6:00 PM		48		40		32		17		338		40		7		249	3392

TOTAL PEAK HOUR TRAFFIC: 3517

Notes:

STANFORD UNIVERSITY TRAFFIC COUNTS

<u>PM COUNT TIME</u>	<u>DATE COUNTED</u>	<u>DAY OF THE WEEK</u>	<u>PEAK HOUR</u>	<u>WEATHER</u>
FROM: 4:00 PM TO: 6:00 PM	10/6/2021	Wednesday	FROM: 4:45 PM TO: 5:45 PM	Fair

TIME		COUNT LOCATION															
		1		2		3		4		5		6		7		8	
FROM:	TO:	IN	OUT	IN	OUT	IN	OUT	IN	OUT	IN	OUT	IN	OUT	IN	OUT	IN	OUT
4:00 PM	5:00 PM		608		459		159		222		238		14		362		315
4:15 PM	5:15 PM		631		484		149		216		249		13		408		336
4:30 PM	5:30 PM		687		537		172		194		276		18		444		347
4:45 PM	5:45 PM		673		572		180		197		298		21		450		326
5:00 PM	6:00 PM		630		567		175		159		295		22		435		338

TIME		COUNT LOCATION																TOTAL OUT
		9		10		11		12		13		14		15		16		
FROM:	TO:	IN	OUT	IN	OUT	IN	OUT	IN	OUT	IN	OUT	IN	OUT	IN	OUT	IN	OUT	OUT
4:00 PM	5:00 PM		47		25		20		18		307		41		6		236	3077
4:15 PM	5:15 PM		60		33		26		20		339		43		4		274	3285
4:30 PM	5:30 PM		66		30		24		20		401		45		6		307	3574
4:45 PM	5:45 PM		67		34		27		22		388		59		9		314	3637
5:00 PM	6:00 PM		66		30		24		16		383		58		8		303	3509

TOTAL PEAK HOUR TRAFFIC: 3637

Notes:

STANFORD UNIVERSITY TRAFFIC COUNTS

<u>PM COUNT TIME</u>	<u>DATE COUNTED</u>	<u>DAY OF THE WEEK</u>	<u>PEAK HOUR</u>	<u>WEATHER</u>
FROM: 4:00 PM TO: 6:00 PM	10/7/2021	Thursday	FROM: 4:30 PM TO: 5:30 PM	Fair

TIME		COUNT LOCATION															
		1		2		3		4		5		6		7		8	
FROM:	TO:	IN	OUT	IN	OUT	IN	OUT	IN	OUT	IN	OUT	IN	OUT	IN	OUT	IN	OUT
4:00 PM	5:00 PM		759		425		160		199		271		34		348		317
4:15 PM	5:15 PM		782		498		164		209		316		33		374		338
4:30 PM	5:30 PM		799		543		175		196		323		29		414		332
4:45 PM	5:45 PM		778		554		180		184		318		26		432		319
5:00 PM	6:00 PM		722		549		191		187		307		30		411		290

TIME		COUNT LOCATION																TOTAL
		9		10		11		12		13		14		15		16		
FROM:	TO:	IN	OUT	IN	OUT	IN	OUT	IN	OUT	IN	OUT	IN	OUT	IN	OUT	IN	OUT	OUT
4:00 PM	5:00 PM		52		31		24		12		336		55		5		247	3275
4:15 PM	5:15 PM		54		37		29		18		355		56		7		255	3525
4:30 PM	5:30 PM		51		38		30		20		370		52		10		261	3643
4:45 PM	5:45 PM		56		39		31		18		360		43		14		248	3600
5:00 PM	6:00 PM		48		40		32		17		354		43		13		243	3477

TOTAL PEAK HOUR TRAFFIC: 3643

Notes:

STANFORD UNIVERSITY TRAFFIC COUNTS

PM COUNT TIME

FROM: 4:00 PM
TO: 6:00 PM

DATE COUNTED

10/8/2021

DAY OF THE WEEK

Friday

PEAK HOUR

FROM: 4:45 PM
TO: 5:45 PM

WEATHER

Partly Cloudy

TIME		COUNT LOCATION															
		1		2		3		4		5		6		7		8	
FROM:	TO:	IN	OUT	IN	OUT	IN	OUT	IN	OUT	IN	OUT	IN	OUT	IN	OUT	IN	OUT
4:00 PM	5:00 PM		772		373		178		190		277		17		342		331
4:15 PM	5:15 PM		773		399		183		194		291		21		374		365
4:30 PM	5:30 PM		813		433		169		191		305		22		391		375
4:45 PM	5:45 PM		840		457		167		166		306		24		411		384
5:00 PM	6:00 PM		803		489		151		168		307		25		429		368

TIME		COUNT LOCATION																TOTAL OUT
		9		10		11		12		13		14		15		16		
FROM:	TO:	IN	OUT	IN	OUT	IN	OUT	IN	OUT	IN	OUT	IN	OUT	IN	OUT	IN	OUT	OUT
4:00 PM	5:00 PM		44		29		23		17		351		48		6		237	3235
4:15 PM	5:15 PM		39		37		29		18		355		54		5		271	3408
4:30 PM	5:30 PM		44		42		33		15		414		52		4		300	3603
4:45 PM	5:45 PM		55		40		31		14		419		50		6		324	3694
5:00 PM	6:00 PM		56		40		31		12		399		39		5		325	3647

TOTAL PEAK HOUR TRAFFIC: 3694

Notes:

STANFORD UNIVERSITY TRAFFIC COUNTS

AM COUNT TIME
FROM: 7:00 AM
TO: 9:00 AM

DATE COUNTED
 10/11/2021

DAY OF THE WEEK
 Monday

PEAK HOUR
FROM: 7:45 AM
TO: 8:45 AM

WEATHER
 Mostly Cloudy

TIME		COUNT LOCATION															
		1		2		3		4		5		6*		7		8	
FROM:	TO:	IN	OUT	IN	OUT	IN	OUT	IN	OUT	IN	OUT	IN	OUT	IN	OUT	IN	OUT
7:00 AM	8:00 AM	373		500		141		192		222				239		132	
7:15 AM	8:15 AM	449		555		154		222		249				274		150	
7:30 AM	8:30 AM	480		595		159		195		286				297		160	
7:45 AM	8:45 AM	527		578		163		178		319				308		167	
8:00 AM	9:00 AM	538		526		169		156		342				276		148	

* One way roadway (outbound only)

TIME		COUNT LOCATION																TOTAL IN
		9		10		11		12		13		14		15		16		
FROM:	TO:	IN	OUT	IN	OUT	IN	OUT	IN	OUT	IN	OUT	IN	OUT	IN	OUT	IN	OUT	
7:00 AM	8:00 AM	30		1		25		16		281		24		11		108		2295
7:15 AM	8:15 AM	35		3		53		45		351		39		13		138		2730
7:30 AM	8:30 AM	35		4		59		46		362		50		14		175		2917
7:45 AM	8:45 AM	32		3		58		47		379		60		19		200		3038
8:00 AM	9:00 AM	35		7		48		37		358		60		14		203		2917

TOTAL PEAK HOUR TRAFFIC: 3038

Notes:

STANFORD UNIVERSITY TRAFFIC COUNTS

AM COUNT TIME
FROM: 7:00 AM
TO: 9:00 AM

DATE COUNTED
 10/12/2021

DAY OF THE WEEK
 Tuesday

PEAK HOUR
FROM: 7:45 AM
TO: 8:45 AM

WEATHER
 Mostly Cloudy

TIME		COUNT LOCATION															
		1		2		3		4		5		6*		7		8	
FROM:	TO:	IN	OUT	IN	OUT	IN	OUT	IN	OUT	IN	OUT	IN	OUT	IN	OUT	IN	OUT
7:00 AM	8:00 AM	383		558		133		196		227				275		139	
7:15 AM	8:15 AM	451		589		135		197		249				310		155	
7:30 AM	8:30 AM	533		610		152		208		284				309		170	
7:45 AM	8:45 AM	590		566		170		203		298				318		181	
8:00 AM	9:00 AM	646		495		176		165		337				316		166	

* One way roadway (outbound only)

TIME		COUNT LOCATION																TOTAL
		9		10		11		12		13		14		15		16		
FROM:	TO:	IN	OUT	IN	OUT	IN	OUT	IN	OUT	IN	OUT	IN	OUT	IN	OUT	IN	OUT	IN
7:00 AM	8:00 AM	34		9		31		20		254		28		14		134		2435
7:15 AM	8:15 AM	44		9		61		50		309		47		18		172		2796
7:30 AM	8:30 AM	46		10		63		51		350		49		17		213		3065
7:45 AM	8:45 AM	48		10		65		54		391		61		15		239		3209
8:00 AM	9:00 AM	58		7		52		43		395		63		13		245		3177

TOTAL PEAK HOUR TRAFFIC: 3209

Notes:

STANFORD UNIVERSITY TRAFFIC COUNTS

AM COUNT TIME
FROM: 7:00 AM
TO: 9:00 AM

DATE COUNTED
 10/13/2021

DAY OF THE WEEK
 Wednesday

PEAK HOUR
FROM: 8:00 AM
TO: 9:00 AM

WEATHER
 Fair

TIME		COUNT LOCATION															
		1		2		3		4		5		6*		7		8	
FROM:	TO:	IN	OUT	IN	OUT	IN	OUT	IN	OUT	IN	OUT	IN	OUT	IN	OUT	IN	OUT
7:00 AM	8:00 AM	399		535		156		164		228				222		126	
7:15 AM	8:15 AM	511		556		176		156		260				237		154	
7:30 AM	8:30 AM	609		528		182		168		304				267		185	
7:45 AM	8:45 AM	730		453		172		160		353				302		196	
8:00 AM	9:00 AM	834		372		163		158		417				315		190	

* One way roadway (outbound only)

TIME		COUNT LOCATION																TOTAL IN
		9		10		11		12		13		14		15		16		
FROM:	TO:	IN	OUT	IN	OUT	IN	OUT	IN	OUT	IN	OUT	IN	OUT	IN	OUT	IN	OUT	
7:00 AM	8:00 AM	31		5		33		21		257		40		21		121		2359
7:15 AM	8:15 AM	32		10		55		52		288		50		27		172		2736
7:30 AM	8:30 AM	37		10		60		56		333		52		23		219		3033
7:45 AM	8:45 AM	44		12		65		55		349		62		22		249		3224
8:00 AM	9:00 AM	54		12		48		45		376		62		18		273		3337

TOTAL PEAK HOUR TRAFFIC: 3337

Notes:

STANFORD UNIVERSITY TRAFFIC COUNTS

AM COUNT TIME
FROM: 7:00 AM
TO: 9:00 AM

DATE COUNTED
 10/14/2021

DAY OF THE WEEK
 Thursday

PEAK HOUR
FROM: 8:00 AM
TO: 9:00 AM

WEATHER
 Fair

TIME		COUNT LOCATION															
		1		2		3		4		5		6*		7		8	
FROM:	TO:	IN	OUT	IN	OUT	IN	OUT	IN	OUT	IN	OUT	IN	OUT	IN	OUT	IN	OUT
7:00 AM	8:00 AM	389		541		153		196		221				220		115	
7:15 AM	8:15 AM	458		538		160		165		264				249		154	
7:30 AM	8:30 AM	511		557		172		167		285				248		172	
7:45 AM	8:45 AM	595		537		158		170		315				278		205	
8:00 AM	9:00 AM	637		498		146		181		373				275		187	

* One way roadway (outbound only)

TIME		COUNT LOCATION																TOTAL
		9		10		11		12		13		14		15		16		
FROM:	TO:	IN	OUT	IN	OUT	IN	OUT	IN	OUT	IN	OUT	IN	OUT	IN	OUT	IN	OUT	IN
7:00 AM	8:00 AM	26		7		23		16		250		35		18		106		2316
7:15 AM	8:15 AM	31		8		59		47		290		48		20		156		2647
7:30 AM	8:30 AM	37		13		63		48		327		56		20		194		2870
7:45 AM	8:45 AM	37		14		67		54		333		66		18		239		3086
8:00 AM	9:00 AM	51		13		54		41		388		68		13		261		3186

TOTAL PEAK HOUR TRAFFIC: 3186

Notes:

STANFORD UNIVERSITY TRAFFIC COUNTS

AM COUNT TIME
FROM: 7:00 AM
TO: 9:00 AM

DATE COUNTED
 10/15/2021

DAY OF THE WEEK
 Friday

PEAK HOUR
FROM: 8:00 AM
TO: 9:00 AM

WEATHER
 Partly Cloudy

TIME		COUNT LOCATION															
		1		2		3		4		5		6*		7		8	
FROM:	TO:	IN	OUT	IN	OUT	IN	OUT	IN	OUT	IN	OUT	IN	OUT	IN	OUT	IN	OUT
7:00 AM	8:00 AM	322		486		118		196		207				230		122	
7:15 AM	8:15 AM	389		514		132		160		233				253		139	
7:30 AM	8:30 AM	444		544		134		144		261				256		164	
7:45 AM	8:45 AM	501		535		134		141		276				281		182	
8:00 AM	9:00 AM	529		514		149		155		321				251		174	

* One way roadway (outbound only)

TIME		COUNT LOCATION																TOTAL
		9		10		11		12		13		14		15		16		
FROM:	TO:	IN	OUT	IN	OUT	IN	OUT	IN	OUT	IN	OUT	IN	OUT	IN	OUT	IN	OUT	IN
7:00 AM	8:00 AM	35		5		24		12		218		33		12		115		2135
7:15 AM	8:15 AM	35		10		46		44		261		50		13		146		2425
7:30 AM	8:30 AM	41		12		52		48		284		64		18		180		2646
7:45 AM	8:45 AM	44		11		54		49		292		72		16		202		2790
8:00 AM	9:00 AM	50		11		44		42		312		71		14		223		2860

TOTAL PEAK HOUR TRAFFIC: 2860

Notes:

STANFORD UNIVERSITY TRAFFIC COUNTS

PM COUNT TIME
FROM: 4:00 PM
TO: 6:00 PM

DATE COUNTED
 10/11/2021

DAY OF THE WEEK
 Monday

PEAK HOUR
FROM: 5:00 PM
TO: 6:00 PM

WEATHER
 Partly Cloudy

TIME		COUNT LOCATION															
		1		2		3		4		5		6		7		8	
FROM:	TO:	IN	OUT	IN	OUT	IN	OUT	IN	OUT	IN	OUT	IN	OUT	IN	OUT	IN	OUT
4:00 PM	5:00 PM	373	530		394		130	196	185		227		16		308		263
4:15 PM	5:15 PM		537		467		142		181		247		13		323		272
4:30 PM	5:30 PM		579		501		159		191		255		18		353		275
4:45 PM	5:45 PM		575		505		157		184		288		15		369		290
5:00 PM	6:00 PM		546		511		164		189		286		15		394		302

TIME		COUNT LOCATION																TOTAL OUT
		9		10		11		12		13		14		15		16		
FROM:	TO:	IN	OUT	IN	OUT	IN	OUT	IN	OUT	IN	OUT	IN	OUT	IN	OUT	IN	OUT	
4:00 PM	5:00 PM		36		24		18		11		298		61		2		188	2691
4:15 PM	5:15 PM		41		32		24		18		342		65		3		212	2919
4:30 PM	5:30 PM		42		41		30		20		349		63		3		239	3118
4:45 PM	5:45 PM		38		41		30		21		359		56		2		233	3163
5:00 PM	6:00 PM		39		41		30		20		349		58		2		221	3167

TOTAL PEAK HOUR TRAFFIC: 3167

Notes:

STANFORD UNIVERSITY TRAFFIC COUNTS

PM COUNT TIME
FROM: 4:00 PM
TO: 6:00 PM

DATE COUNTED
 10/12/2021

DAY OF THE WEEK
 Tuesday

PEAK HOUR
FROM: 4:45 PM
TO: 5:45 PM

WEATHER
 Mostly Cloudy

TIME		COUNT LOCATION															
		1		2		3		4		5		6		7		8	
FROM:	TO:	IN	OUT	IN	OUT	IN	OUT	IN	OUT	IN	OUT	IN	OUT	IN	OUT	IN	OUT
4:00 PM	5:00 PM	373	672		433		189	196	191		251		17		321		261
4:15 PM	5:15 PM		702		490		189		207		277		14		357		286
4:30 PM	5:30 PM		726		523		190		216		307		14		382		319
4:45 PM	5:45 PM		753		552		194		197		309		14		416		313
5:00 PM	6:00 PM		736		580		184		182		325		16		429		318

TIME		COUNT LOCATION																TOTAL
		9		10		11		12		13		14		15		16		
FROM:	TO:	IN	OUT	IN	OUT	IN	OUT	IN	OUT	IN	OUT	IN	OUT	IN	OUT	IN	OUT	OUT
4:00 PM	5:00 PM		43		24		18		18		293		60		6		241	3038
4:15 PM	5:15 PM		42		22		17		15		300		57		5		277	3257
4:30 PM	5:30 PM		46		29		22		14		337		73		6		291	3495
4:45 PM	5:45 PM		47		32		24		11		331		83		3		270	3549
5:00 PM	6:00 PM		43		36		27		12		323		78		3		251	3543

TOTAL PEAK HOUR TRAFFIC: 3549

Notes:

STANFORD UNIVERSITY TRAFFIC COUNTS

PM COUNT TIME
FROM: 4:00 PM
TO: 6:00 PM

DATE COUNTED
 10/13/2021

DAY OF THE WEEK
 Wednesday

PEAK HOUR
FROM: 5:00 PM
TO: 6:00 PM

WEATHER
 Fair

TIME		COUNT LOCATION															
		1		2		3		4		5		6		7		8	
FROM:	TO:	IN	OUT	IN	OUT	IN	OUT	IN	OUT	IN	OUT	IN	OUT	IN	OUT	IN	OUT
4:00 PM	5:00 PM	373	668		403		187	196	237		258		18		367		278
4:15 PM	5:15 PM		648		478		193		246		283		20		386		297
4:30 PM	5:30 PM		668		538		197		250		293		20		393		313
4:45 PM	5:45 PM		691		552		187		249		322		20		383		320
5:00 PM	6:00 PM		689		587		172		256		324		22		395		341

TIME		COUNT LOCATION																TOTAL OUT
		9		10		11		12		13		14		15		16		
FROM:	TO:	IN	OUT	IN	OUT	IN	OUT	IN	OUT	IN	OUT	IN	OUT	IN	OUT	IN	OUT	
4:00 PM	5:00 PM		37		33		24		15		325		58		8		238	3154
4:15 PM	5:15 PM		40		34		25		13		353		60		7		254	3337
4:30 PM	5:30 PM		44		39		29		10		369		55		6		266	3490
4:45 PM	5:45 PM		42		37		28		10		361		55		3		286	3546
5:00 PM	6:00 PM		43		39		29		12		367		63		1		276	3616

TOTAL PEAK HOUR TRAFFIC: 3616

Notes:

STANFORD UNIVERSITY TRAFFIC COUNTS

PM COUNT TIME
FROM: 4:00 PM
TO: 6:00 PM

DATE COUNTED
 10/14/2021

DAY OF THE WEEK
 Thursday

PEAK HOUR
FROM: 4:45 PM
TO: 5:45 PM

WEATHER
 Fair

TIME		COUNT LOCATION															
		1		2		3		4		5		6		7		8	
FROM:	TO:	IN	OUT	IN	OUT	IN	OUT	IN	OUT	IN	OUT	IN	OUT	IN	OUT	IN	OUT
4:00 PM	5:00 PM	373	615		439		157	196	227		260		17		347		279
4:15 PM	5:15 PM		596		486		176		244		295		20		397		289
4:30 PM	5:30 PM		652		526		179		249		330		20		403		310
4:45 PM	5:45 PM		661		544		194		245		329		20		404		333
5:00 PM	6:00 PM		663		553		203		236		329		18		406		332

TIME		COUNT LOCATION																TOTAL OUT
		9		10		11		12		13		14		15		16		
FROM:	TO:	IN	OUT	IN	OUT	IN	OUT	IN	OUT	IN	OUT	IN	OUT	IN	OUT	IN	OUT	
4:00 PM	5:00 PM		37		32		23		13		324		67		8		250	3095
4:15 PM	5:15 PM		37		30		22		13		358		60		6		270	3299
4:30 PM	5:30 PM		38		24		18		12		394		61		7		282	3505
4:45 PM	5:45 PM		36		28		21		11		385		57		7		277	3552
5:00 PM	6:00 PM		44		30		23		12		372		60		6		264	3551

TOTAL PEAK HOUR TRAFFIC: 3552

Notes:

STANFORD UNIVERSITY TRAFFIC COUNTS

PM COUNT TIME	DATE COUNTED	DAY OF THE WEEK	PEAK HOUR	WEATHER
FROM: 4:00 PM	10/15/2021	Friday	FROM: 5:00 PM	Partly Cloudy
TO: 6:00 PM			TO: 6:00 PM	

TIME		COUNT LOCATION															
		1		2		3		4		5		6		7		8	
FROM:	TO:	IN	OUT	IN	OUT	IN	OUT	IN	OUT	IN	OUT	IN	OUT	IN	OUT	IN	OUT
4:00 PM	5:00 PM	373	647		397		140	196	242		248		17		355		361
4:15 PM	5:15 PM		657		400		142		276		265		16		366		363
4:30 PM	5:30 PM		620		437		154		279		287		20		380		406
4:45 PM	5:45 PM		620		457		156		276		288		21		396		428
5:00 PM	6:00 PM		598		490		166		284		303		17		418		435

TIME		COUNT LOCATION																TOTAL
		9		10		11		12		13		14		15		16		
FROM:	TO:	IN	OUT	IN	OUT	IN	OUT	IN	OUT	IN	OUT	IN	OUT	IN	OUT	IN	OUT	OUT
4:00 PM	5:00 PM		39		32		23		17		361		70		4		248	3201
4:15 PM	5:15 PM		35		33		24		17		357		62		7		264	3284
4:30 PM	5:30 PM		37		33		24		20		395		64		9		298	3463
4:45 PM	5:45 PM		41		33		24		18		399		63		10		283	3513
5:00 PM	6:00 PM		51		40		29		16		413		70		9		288	3627

TOTAL PEAK HOUR TRAFFIC: 3627

Notes:

STANFORD UNIVERSITY TRAFFIC COUNTS

<u>AM COUNT TIME</u>	<u>DATE COUNTED</u>	<u>DAY OF THE WEEK</u>	<u>PEAK HOUR</u>	<u>WEATHER</u>
FROM: 7:00 AM TO: 9:00 AM	10/18/2021	Monday	FROM: 8:00 AM TO: 9:00 AM	Mostly Cloudy

TIME		COUNT LOCATION															
		1		2		3		4		5		6*		7		8	
FROM:	TO:	IN	OUT	IN	OUT	IN	OUT	IN	OUT	IN	OUT	IN	OUT	IN	OUT	IN	OUT
7:00 AM	8:00 AM	382		539		150		194		236				259		156	
7:15 AM	8:15 AM	445		540		138		169		262				291		162	
7:30 AM	8:30 AM	508		553		133		169		286				302		175	
7:45 AM	8:45 AM	568		534		133		143		306				323		183	
8:00 AM	9:00 AM	621		516		146		145		347				311		170	

* One way roadway (outbound only)

TIME		COUNT LOCATION																TOTAL
		9		10		11		12		13		14		15		16		
FROM:	TO:	IN	OUT	IN	OUT	IN	OUT	IN	OUT	IN	OUT	IN	OUT	IN	OUT	IN	OUT	IN
7:00 AM	8:00 AM	23		3		24		17		241		40		18		132		2414
7:15 AM	8:15 AM	33		6		57		51		286		49		17		167		2673
7:30 AM	8:30 AM	38		6		58		51		335		54		16		216		2900
7:45 AM	8:45 AM	41		5		64		55		343		59		14		256		3027
8:00 AM	9:00 AM	43		7		55		45		357		46		12		266		3087

TOTAL PEAK HOUR TRAFFIC: 3087

Notes:

STANFORD UNIVERSITY TRAFFIC COUNTS

<u>AM COUNT TIME</u>	<u>DATE COUNTED</u>	<u>DAY OF THE WEEK</u>	<u>PEAK HOUR</u>	<u>WEATHER</u>
FROM: 7:00 AM TO: 9:00 AM	10/19/2021	Tuesday	FROM: 8:00 AM TO: 9:00 AM	Mostly Cloudy

TIME		COUNT LOCATION															
		1		2		3		4		5		6*		7		8	
FROM:	TO:	IN	OUT	IN	OUT	IN	OUT	IN	OUT	IN	OUT	IN	OUT	IN	OUT	IN	OUT
7:00 AM	8:00 AM	390		559		148		166		233				285		137	
7:15 AM	8:15 AM	473		591		142		168		275				302		156	
7:30 AM	8:30 AM	563		601		153		164		305				290		184	
7:45 AM	8:45 AM	617		592		152		159		346				299		196	
8:00 AM	9:00 AM	661		555		150		156		359				298		172	

* One way roadway (outbound only)

TIME		COUNT LOCATION																TOTAL IN
		9		10		11		12		13		14		15		16		
FROM:	TO:	IN	OUT	IN	OUT	IN	OUT	IN	OUT	IN	OUT	IN	OUT	IN	OUT	IN	OUT	
7:00 AM	8:00 AM	32		14		22		18		232		43		22		122		2423
7:15 AM	8:15 AM	32		17		49		50		286		56		23		155		2775
7:30 AM	8:30 AM	29		20		56		52		324		60		21		197		3019
7:45 AM	8:45 AM	35		22		60		54		355		66		19		229		3201
8:00 AM	9:00 AM	39		20		45		42		368		54		11		273		3203

TOTAL PEAK HOUR TRAFFIC: 3203

Notes:

STANFORD UNIVERSITY TRAFFIC COUNTS

<u>AM COUNT TIME</u>	<u>DATE COUNTED</u>	<u>DAY OF THE WEEK</u>	<u>PEAK HOUR</u>	<u>WEATHER</u>
FROM: 7:00 AM TO: 9:00 AM	10/20/2021	Wednesday	FROM: 8:00 AM TO: 9:00 AM	Fair

TIME		COUNT LOCATION															
		1		2		3		4		5		6*		7		8	
FROM:	TO:	IN	OUT	IN	OUT	IN	OUT	IN	OUT	IN	OUT	IN	OUT	IN	OUT	IN	OUT
7:00 AM	8:00 AM	382		530		160		188		243				277		133	
7:15 AM	8:15 AM	462		602		154		179		268				316		160	
7:30 AM	8:30 AM	519		605		170		146		305				322		165	
7:45 AM	8:45 AM	586		581		178		151		352				334		185	
8:00 AM	9:00 AM	673		536		181		153		407				340		181	

* One way roadway (outbound only)

TIME		COUNT LOCATION																TOTAL
		9		10		11		12		13		14		15		16		
FROM:	TO:	IN	OUT	IN	OUT	IN	OUT	IN	OUT	IN	OUT	IN	OUT	IN	OUT	IN	OUT	IN
7:00 AM	8:00 AM	25		8		21		13		223		47		10		88		2348
7:15 AM	8:15 AM	31		11		61		43		299		61		20		129		2796
7:30 AM	8:30 AM	34		13		59		45		335		64		20		190		2992
7:45 AM	8:45 AM	39		13		61		47		353		65		20		254		3219
8:00 AM	9:00 AM	47		15		50		39		367		53		24		295		3361

TOTAL PEAK HOUR TRAFFIC: 3361

Notes:

STANFORD UNIVERSITY TRAFFIC COUNTS

<u>AM COUNT TIME</u>	<u>DATE COUNTED</u>	<u>DAY OF THE WEEK</u>	<u>PEAK HOUR</u>	<u>WEATHER</u>
FROM: 7:00 AM TO: 9:00 AM	10/21/2021	Thursday	FROM: 8:00 AM TO: 9:00 AM	Fair

TIME		COUNT LOCATION															
		1		2		3		4		5		6*		7		8	
FROM:	TO:	IN	OUT	IN	OUT	IN	OUT	IN	OUT	IN	OUT	IN	OUT	IN	OUT	IN	OUT
7:00 AM	8:00 AM	368		556		137		145		237				257		121	
7:15 AM	8:15 AM	441		564		148		146		246				290		155	
7:30 AM	8:30 AM	501		565		162		134		294				325		175	
7:45 AM	8:45 AM	583		541		167		129		338				343		202	
8:00 AM	9:00 AM	597		515		174		130		383				330		184	

* One way roadway (outbound only)

TIME		COUNT LOCATION																TOTAL
		9		10		11		12		13		14		15		16		
FROM:	TO:	IN	OUT	IN	OUT	IN	OUT	IN	OUT	IN	OUT	IN	OUT	IN	OUT	IN	OUT	IN
7:00 AM	8:00 AM	29		10		21		21		264		57		11		96		2330
7:15 AM	8:15 AM	34		15		56		47		315		66		14		139		2676
7:30 AM	8:30 AM	41		16		59		50		355		64		20		185		2946
7:45 AM	8:45 AM	53		19		59		51		369		63		21		230		3168
8:00 AM	9:00 AM	47		18		47		37		376		50		19		265		3172

TOTAL PEAK HOUR TRAFFIC: 3172

Notes:

STANFORD UNIVERSITY TRAFFIC COUNTS

<u>AM COUNT TIME</u>	<u>DATE COUNTED</u>	<u>DAY OF THE WEEK</u>	<u>PEAK HOUR</u>	<u>WEATHER</u>
FROM: 7:00 AM TO: 9:00 AM	10/22/2021	Friday	FROM: 7:45 AM TO: 8:45 AM	Partly Cloudy

TIME		COUNT LOCATION															
		1		2		3		4		5		6*		7		8	
FROM:	TO:	IN	OUT	IN	OUT	IN	OUT	IN	OUT	IN	OUT	IN	OUT	IN	OUT	IN	OUT
7:00 AM	8:00 AM	350		475		135		152		263				334		121	
7:15 AM	8:15 AM	397		506		146		147		290				354		142	
7:30 AM	8:30 AM	452		526		153		166		322				399		167	
7:45 AM	8:45 AM	487		511		148		169		349				410		181	
8:00 AM	9:00 AM	517		489		160		175		361				373		164	

* One way roadway (outbound only)

TIME		COUNT LOCATION																TOTAL
		9		10		11		12		13		14		15		16		
FROM:	TO:	IN	OUT	IN	OUT	IN	OUT	IN	OUT	IN	OUT	IN	OUT	IN	OUT	IN	OUT	IN
7:00 AM	8:00 AM	34		9		24		23		216		40		12		102		2290
7:15 AM	8:15 AM	47		15		61		40		277		58		15		150		2645
7:30 AM	8:30 AM	51		15		68		41		320		61		15		195		2951
7:45 AM	8:45 AM	61		12		77		46		359		71		19		223		3123
8:00 AM	9:00 AM	63		10		63		34		346		62		19		252		3088

TOTAL PEAK HOUR TRAFFIC: 3123

Notes:

STANFORD UNIVERSITY TRAFFIC COUNTS

<u>PM COUNT TIME</u>	<u>DATE COUNTED</u>	<u>DAY OF THE WEEK</u>	<u>PEAK HOUR</u>	<u>WEATHER</u>
FROM: 4:00 PM TO: 6:00 PM	10/18/2021	Monday	FROM: 4:45 PM TO: 5:45 PM	Partly Cloudy

TIME		COUNT LOCATION															
		1		2		3		4		5		6		7		8	
FROM:	TO:	IN	OUT	IN	OUT	IN	OUT	IN	OUT	IN	OUT	IN	OUT	IN	OUT	IN	OUT
4:00 PM	5:00 PM		556		398		179		231		239		27		332		373
4:15 PM	5:15 PM		547		451		184		257		258		30		355		411
4:30 PM	5:30 PM		599		498		191		242		286		25		394		454
4:45 PM	5:45 PM		592		549		175		234		314		22		407		460
5:00 PM	6:00 PM		557		547		165		225		293		21		396		451

TIME		COUNT LOCATION																TOTAL OUT
		9		10		11		12		13		14		15		16		
FROM:	TO:	IN	OUT	IN	OUT	IN	OUT	IN	OUT	IN	OUT	IN	OUT	IN	OUT	IN	OUT	OUT
4:00 PM	5:00 PM		30		30		18		16		251		34		5		190	2909
4:15 PM	5:15 PM		31		29		23		17		283		32		4		222	3134
4:30 PM	5:30 PM		43		32		23		19		324		34		5		253	3422
4:45 PM	5:45 PM		43		30		22		14		338		33		5		250	3488
5:00 PM	6:00 PM		41		35		25		13		350		41		6		259	3425

TOTAL PEAK HOUR TRAFFIC: 3488

Notes:

STANFORD UNIVERSITY TRAFFIC COUNTS

PM COUNT TIME

FROM: 4:00 PM
TO: 6:00 PM

DATE COUNTED

10/19/2021

DAY OF THE WEEK

Tuesday

PEAK HOUR

FROM: 4:45 PM
TO: 5:45 PM

WEATHER

Mostly Cloudy

TIME		COUNT LOCATION															
		1		2		3		4		5		6		7		8	
FROM:	TO:	IN	OUT	IN	OUT	IN	OUT	IN	OUT	IN	OUT	IN	OUT	IN	OUT	IN	OUT
4:00 PM	5:00 PM		590		438		153		231		259		22		363		378
4:15 PM	5:15 PM		630		510		165		257		297		22		404		417
4:30 PM	5:30 PM		685		559		177		269		322		23		447		437
4:45 PM	5:45 PM		711		568		170		254		332		25		451		399
5:00 PM	6:00 PM		713		584		175		265		329		21		433		401

TIME		COUNT LOCATION																TOTAL
		9		10		11		12		13		14		15		16		
FROM:	TO:	IN	OUT	IN	OUT	IN	OUT	IN	OUT	IN	OUT	IN	OUT	IN	OUT	IN	OUT	OUT
4:00 PM	5:00 PM		43		26		21		5		335		52		5		225	3146
4:15 PM	5:15 PM		40		34		23		8		372		61		3		252	3495
4:30 PM	5:30 PM		38		31		27		11		408		53		7		285	3779
4:45 PM	5:45 PM		39		37		24		11		424		48		6		285	3784
5:00 PM	6:00 PM		42		43		24		10		409		40		6		273	3768

TOTAL PEAK HOUR TRAFFIC: 3784

Notes:

STANFORD UNIVERSITY TRAFFIC COUNTS

<u>PM COUNT TIME</u>	<u>DATE COUNTED</u>	<u>DAY OF THE WEEK</u>	<u>PEAK HOUR</u>	<u>WEATHER</u>
FROM: 4:00 PM TO: 6:00 PM	10/20/2021	Wednesday	FROM: 4:45 PM TO: 5:45 PM	Fair

TIME		COUNT LOCATION															
		1		2		3		4		5		6		7		8	
FROM:	TO:	IN	OUT	IN	OUT	IN	OUT	IN	OUT	IN	OUT	IN	OUT	IN	OUT	IN	OUT
4:00 PM	5:00 PM		624		488		167		295		257		23		371		338
4:15 PM	5:15 PM		703		517		173		300		291		20		431		363
4:30 PM	5:30 PM		724		559		179		282		310		23		468		387
4:45 PM	5:45 PM		708		582		184		269		329		20		477		390
5:00 PM	6:00 PM		662		562		180		265		326		18		486		391

TIME		COUNT LOCATION																TOTAL
		9		10		11		12		13		14		15		16		
FROM:	TO:	IN	OUT	IN	OUT	IN	OUT	IN	OUT	IN	OUT	IN	OUT	IN	OUT	IN	OUT	OUT
4:00 PM	5:00 PM		44		36		16		9		320		29		8		237	3262
4:15 PM	5:15 PM		43		37		25		9		382		35		8		230	3567
4:30 PM	5:30 PM		38		36		24		10		399		34		7		247	3727
4:45 PM	5:45 PM		41		35		30		12		408		43		5		242	3775
5:00 PM	6:00 PM		41		30		31		8		414		51		2		259	3726

TOTAL PEAK HOUR TRAFFIC: 3775

Notes:

STANFORD UNIVERSITY TRAFFIC COUNTS

<u>PM COUNT TIME</u>	<u>DATE COUNTED</u>	<u>DAY OF THE WEEK</u>	<u>PEAK HOUR</u>	<u>WEATHER</u>
FROM: 4:00 PM TO: 6:00 PM	10/21/2021	Thursday	FROM: 4:45 PM TO: 5:45 PM	Fair

TIME		COUNT LOCATION															
		1		2		3		4		5		6		7		8	
FROM:	TO:	IN	OUT	IN	OUT	IN	OUT	IN	OUT	IN	OUT	IN	OUT	IN	OUT	IN	OUT
4:00 PM	5:00 PM		580		439		142		166		290		171		472		274
4:15 PM	5:15 PM		606		484		149		159		323		193		522		287
4:30 PM	5:30 PM		657		528		168		146		336		197		571		301
4:45 PM	5:45 PM		659		556		176		155		344		172		569		311
5:00 PM	6:00 PM		665		546		174		145		341		106		561		301

TIME		COUNT LOCATION																TOTAL
		9		10		11		12		13		14		15		16		
FROM:	TO:	IN	OUT	IN	OUT	IN	OUT	IN	OUT	IN	OUT	IN	OUT	IN	OUT	IN	OUT	OUT
4:00 PM	5:00 PM		42		30		19		11		337		57		8		263	3301
4:15 PM	5:15 PM		33		34		21		14		396		63		8		287	3579
4:30 PM	5:30 PM		36		37		28		14		417		62		7		316	3821
4:45 PM	5:45 PM		42		37		29		14		407		59		7		335	3872
5:00 PM	6:00 PM		43		39		28		13		419		55		6		330	3772

TOTAL PEAK HOUR TRAFFIC: 3872

Notes:

STANFORD UNIVERSITY TRAFFIC COUNTS

<u>PM COUNT TIME</u>	<u>DATE COUNTED</u>	<u>DAY OF THE WEEK</u>	<u>PEAK HOUR</u>	<u>WEATHER</u>
FROM: 4:00 PM	10/22/2021	Friday	FROM: 5:00 PM	Partly Cloudy
TO: 6:00 PM			TO: 6:00 PM	

TIME		COUNT LOCATION															
		1		2		3		4		5		6		7		8	
FROM:	TO:	IN	OUT	IN	OUT	IN	OUT	IN	OUT	IN	OUT	IN	OUT	IN	OUT	IN	OUT
4:00 PM	5:00 PM		659		424		163		244		276		223		526		337
4:15 PM	5:15 PM		700		456		166		281		303		239		556		349
4:30 PM	5:30 PM		720		495		167		291		338		249		584		369
4:45 PM	5:45 PM		744		525		164		280		348		212		570		379
5:00 PM	6:00 PM		696		542		157		277		375		191		558		371

TIME		COUNT LOCATION																TOTAL
		9		10		11		12		13		14		15		16		
FROM:	TO:	IN	OUT	IN	OUT	IN	OUT	IN	OUT	IN	OUT	IN	OUT	IN	OUT	IN	OUT	OUT
4:00 PM	5:00 PM		47		33		22		10		357		45		6		280	3652
4:15 PM	5:15 PM		52		31		22		11		374		40		3		307	3890
4:30 PM	5:30 PM		55		35		21		12		434		42		5		333	4150
4:45 PM	5:45 PM		59		42		26		13		470		37		4		354	4227
5:00 PM	6:00 PM		71		48		27		12		503		52		3		366	4249

TOTAL PEAK HOUR TRAFFIC: 4249

Notes:

STANFORD UNIVERSITY TRAFFIC COUNTS

<u>AM COUNT TIME</u>	<u>DATE COUNTED</u>	<u>DAY OF THE WEEK</u>	<u>PEAK HOUR</u>	<u>WEATHER</u>
FROM: 7:00 AM TO: 9:00 AM	10/25/2021	Monday	FROM: 8:00 AM TO: 9:00 AM	Cloudy

TIME		COUNT LOCATION															
		1		2		3		4		5		6*		7		8	
FROM:	TO:	IN	OUT	IN	OUT	IN	OUT	IN	OUT	IN	OUT	IN	OUT	IN	OUT	IN	OUT
7:00 AM	8:00 AM	378		506		162		195		212				218		148	
7:15 AM	8:15 AM	441		530		162		188		240				263		156	
7:30 AM	8:30 AM	500		517		161		190		280				276		177	
7:45 AM	8:45 AM	546		485		150		171		326				284		191	
8:00 AM	9:00 AM	575		477		154		155		362				247		202	

* One way roadway (outbound only)

TIME		COUNT LOCATION																TOTAL IN
		9		10		11		12		13		14		15		16		
FROM:	TO:	IN	OUT	IN	OUT	IN	OUT	IN	OUT	IN	OUT	IN	OUT	IN	OUT	IN	OUT	
7:00 AM	8:00 AM	28		3		23		24		219		48		6		116		2286
7:15 AM	8:15 AM	44		6		64		52		298		58		8		148		2658
7:30 AM	8:30 AM	47		7		68		57		359		66		16		188		2909
7:45 AM	8:45 AM	48		10		71		58		366		76		18		212		3012
8:00 AM	9:00 AM	59		12		56		41		375		52		17		241		3025

TOTAL PEAK HOUR TRAFFIC: 3025

Notes:

Site 15 no data, replaced with week 2

STANFORD UNIVERSITY TRAFFIC COUNTS

<u>AM COUNT TIME</u>	<u>DATE COUNTED</u>	<u>DAY OF THE WEEK</u>	<u>PEAK HOUR</u>	<u>WEATHER</u>
FROM: 7:00 AM TO: 9:00 AM	10/26/2021	Tuesday	FROM: 8:00 AM TO: 9:00 AM	Mostly Cloudy

TIME		COUNT LOCATION															
		1		2		3		4		5		6*		7		8	
FROM:	TO:	IN	OUT	IN	OUT	IN	OUT	IN	OUT	IN	OUT	IN	OUT	IN	OUT	IN	OUT
7:00 AM	8:00 AM	395		540		150		160		233				270		166	
7:15 AM	8:15 AM	451		591		161		150		266				292		185	
7:30 AM	8:30 AM	525		623		166		130		307				326		199	
7:45 AM	8:45 AM	577		610		172		133		337				350		230	
8:00 AM	9:00 AM	629		599		189		137		392				309		224	

* One way roadway (outbound only)

TIME		COUNT LOCATION																TOTAL
		9		10		11		12		13		14		15		16		
FROM:	TO:	IN	OUT	IN	OUT	IN	OUT	IN	OUT	IN	OUT	IN	OUT	IN	OUT	IN	OUT	IN
7:00 AM	8:00 AM	23		4		27		23		239		46		14		113		2403
7:15 AM	8:15 AM	33		9		56		51		302		58		16		160		2781
7:30 AM	8:30 AM	37		12		57		51		357		71		17		213		3091
7:45 AM	8:45 AM	43		13		56		51		394		74		18		266		3324
8:00 AM	9:00 AM	48		16		40		39		383		54		10		287		3356

TOTAL PEAK HOUR TRAFFIC: 3356

Notes:

Site 3 no data, replaced with Thursday 4/22/2021

STANFORD UNIVERSITY TRAFFIC COUNTS

<u>AM COUNT TIME</u>	<u>DATE COUNTED</u>	<u>DAY OF THE WEEK</u>	<u>PEAK HOUR</u>	<u>WEATHER</u>
FROM: 7:00 AM TO: 9:00 AM	10/27/2021	Wednesday	FROM: 8:00 AM TO: 9:00 AM	Fair

TIME		COUNT LOCATION															
		1		2		3		4		5		6*		7		8	
FROM:	TO:	IN	OUT	IN	OUT	IN	OUT	IN	OUT	IN	OUT	IN	OUT	IN	OUT	IN	OUT
7:00 AM	8:00 AM	405		504		159		163		236				256		152	
7:15 AM	8:15 AM	452		539		162		146		277				288		173	
7:30 AM	8:30 AM	507		576		176		144		317				302		203	
7:45 AM	8:45 AM	566		579		184		149		337				316		218	
8:00 AM	9:00 AM	599		559		190		136		383				310		214	

* One way roadway (outbound only)

TIME		COUNT LOCATION																TOTAL
		9		10		11		12		13		14		15		16		
FROM:	TO:	IN	OUT	IN	OUT	IN	OUT	IN	OUT	IN	OUT	IN	OUT	IN	OUT	IN	OUT	IN
7:00 AM	8:00 AM	30		6		24		21		231		38		10		105		2340
7:15 AM	8:15 AM	29		9		55		51		286		57		15		151		2690
7:30 AM	8:30 AM	33		12		55		55		341		61		18		182		2982
7:45 AM	8:45 AM	36		16		57		61		372		69		19		225		3204
8:00 AM	9:00 AM	45		15		44		50		388		65		16		273		3287

TOTAL PEAK HOUR TRAFFIC: 3287

Notes:

STANFORD UNIVERSITY TRAFFIC COUNTS

<u>AM COUNT TIME</u>	<u>DATE COUNTED</u>	<u>DAY OF THE WEEK</u>	<u>PEAK HOUR</u>	<u>WEATHER</u>
FROM: 7:00 AM TO: 9:00 AM	10/28/2021	Thursday	FROM: 8:00 AM TO: 9:00 AM	Cloudy

TIME		COUNT LOCATION															
		1		2		3		4		5		6*		7		8	
FROM:	TO:	IN	OUT	IN	OUT	IN	OUT	IN	OUT	IN	OUT	IN	OUT	IN	OUT	IN	OUT
7:00 AM	8:00 AM	415		556		165		167		224				246		138	
7:15 AM	8:15 AM	490		553		148		172		278				290		149	
7:30 AM	8:30 AM	555		567		178		151		323				300		174	
7:45 AM	8:45 AM	581		531		172		145		347				308		203	
8:00 AM	9:00 AM	603		528		171		134		361				312		211	

* One way roadway (outbound only)

TIME		COUNT LOCATION																TOTAL IN
		9		10		11		12		13		14		15		16		
FROM:	TO:	IN	OUT	IN	OUT	IN	OUT	IN	OUT	IN	OUT	IN	OUT	IN	OUT	IN	OUT	
7:00 AM	8:00 AM	30		6		24		13		248		43		9		106		2390
7:15 AM	8:15 AM	36		11		60		57		296		59		16		145		2760
7:30 AM	8:30 AM	40		14		61		60		345		59		17		196		3040
7:45 AM	8:45 AM	44		14		61		66		374		64		18		239		3167
8:00 AM	9:00 AM	49		16		47		58		384		55		15		245		3189

TOTAL PEAK HOUR TRAFFIC: 3189

Notes:

STANFORD UNIVERSITY TRAFFIC COUNTS

<u>AM COUNT TIME</u>	<u>DATE COUNTED</u>	<u>DAY OF THE WEEK</u>	<u>PEAK HOUR</u>	<u>WEATHER</u>
FROM: 7:00 AM TO: 9:00 AM	10/29/2021	Friday	FROM: 8:00 AM TO: 9:00 AM	Fair

TIME		COUNT LOCATION															
		1		2		3		4		5		6*		7		8	
FROM:	TO:	IN	OUT	IN	OUT	IN	OUT	IN	OUT	IN	OUT	IN	OUT	IN	OUT	IN	OUT
7:00 AM	8:00 AM	346		456		166		143		235				266		150	
7:15 AM	8:15 AM	405		489		174		138		264				298		183	
7:30 AM	8:30 AM	451		520		188		131		293				322		226	
7:45 AM	8:45 AM	505		476		177		133		334				363		244	
8:00 AM	9:00 AM	498		459		183		147		373				369		228	

* One way roadway (outbound only)

TIME		COUNT LOCATION																TOTAL
		9		10		11		12		13		14		15		16		
FROM:	TO:	IN	OUT	IN	OUT	IN	OUT	IN	OUT	IN	OUT	IN	OUT	IN	OUT	IN	OUT	IN
7:00 AM	8:00 AM	30		10		22		25		221		48		11		103		2232
7:15 AM	8:15 AM	33		13		51		50		285		65		17		135		2600
7:30 AM	8:30 AM	39		16		52		55		304		81		18		147		2843
7:45 AM	8:45 AM	45		20		53		57		326		85		16		186		3020
8:00 AM	9:00 AM	54		19		42		38		329		70		13		213		3035

TOTAL PEAK HOUR TRAFFIC: 3035

Notes:

Site 2 too high, replaced with week 2 data

STANFORD UNIVERSITY TRAFFIC COUNTS

<u>PM COUNT TIME</u>	<u>DATE COUNTED</u>	<u>DAY OF THE WEEK</u>	<u>PEAK HOUR</u>	<u>WEATHER</u>
FROM: 4:00 PM TO: 6:00 PM	10/25/2021	Monday	FROM: 5:00 PM TO: 6:00 PM	Fair

TIME		COUNT LOCATION															
		1		2		3		4		5		6		7		8	
FROM:	TO:	IN	OUT	IN	OUT	IN	OUT	IN	OUT	IN	OUT	IN	OUT	IN	OUT	IN	OUT
4:00 PM	5:00 PM		557		404		160		286		235		12		331		299
4:15 PM	5:15 PM		575		448		166		284		261		10		380		310
4:30 PM	5:30 PM		586		486		174		308		300		13		398		309
4:45 PM	5:45 PM		606		512		176		306		298		17		408		304
5:00 PM	6:00 PM		594		501		181		303		308		21		428		319

TIME		COUNT LOCATION																TOTAL OUT
		9		10		11		12		13		14		15		16		
FROM:	TO:	IN	OUT	IN	OUT	IN	OUT	IN	OUT	IN	OUT	IN	OUT	IN	OUT	IN	OUT	OUT
4:00 PM	5:00 PM		37		24		21		14		289		44		6		217	2936
4:15 PM	5:15 PM		41		34		22		14		335		43		6		259	3188
4:30 PM	5:30 PM		40		30		31		16		354		39		8		273	3365
4:45 PM	5:45 PM		40		34		28		15		353		38		9		266	3410
5:00 PM	6:00 PM		38		39		33		11		351		42		7		248	3424

TOTAL PEAK HOUR TRAFFIC: 3424

Notes:

STANFORD UNIVERSITY TRAFFIC COUNTS

PM COUNT TIME

FROM: 4:00 PM
TO: 6:00 PM

DATE COUNTED

10/26/2021

DAY OF THE WEEK

Tuesday

PEAK HOUR

FROM: 4:45 PM
TO: 5:45 PM

WEATHER

Mostly Cloudy

TIME		COUNT LOCATION															
		1		2		3		4		5		6		7		8	
FROM:	TO:	IN	OUT	IN	OUT	IN	OUT	IN	OUT	IN	OUT	IN	OUT	IN	OUT	IN	OUT
4:00 PM	5:00 PM		612		457		161		257		258		22		384		320
4:15 PM	5:15 PM		620		518		163		272		284		23		412		335
4:30 PM	5:30 PM		673		578		192		274		313		20		440		359
4:45 PM	5:45 PM		722		568		183		267		318		17		462		365
5:00 PM	6:00 PM		697		558		179		254		334		18		467		380

TIME		COUNT LOCATION																TOTAL
		9		10		11		12		13		14		15		16		
FROM:	TO:	IN	OUT	IN	OUT	IN	OUT	IN	OUT	IN	OUT	IN	OUT	IN	OUT	IN	OUT	OUT
4:00 PM	5:00 PM		40		31		18		9		329		46		5		248	3197
4:15 PM	5:15 PM		34		37		27		10		384		55		6		276	3456
4:30 PM	5:30 PM		42		40		24		9		398		54		6		289	3711
4:45 PM	5:45 PM		50		38		24		10		391		50		9		289	3763
5:00 PM	6:00 PM		63		37		24		7		383		51		8		272	3732

TOTAL PEAK HOUR TRAFFIC: 3763

Notes:

STANFORD UNIVERSITY TRAFFIC COUNTS

<u>PM COUNT TIME</u>	<u>DATE COUNTED</u>	<u>DAY OF THE WEEK</u>	<u>PEAK HOUR</u>	<u>WEATHER</u>
FROM: 4:00 PM TO: 6:00 PM	10/27/2021	Wednesday	FROM: 4:45 PM TO: 5:45 PM	Fair

TIME		COUNT LOCATION															
		1		2		3		4		5		6		7		8	
FROM:	TO:	IN	OUT	IN	OUT	IN	OUT	IN	OUT	IN	OUT	IN	OUT	IN	OUT	IN	OUT
4:00 PM	5:00 PM		687		457		166		157		262		31		368		333
4:15 PM	5:15 PM		737		513		178		147		276		27		405		366
4:30 PM	5:30 PM		770		570		179		159		293		28		432		382
4:45 PM	5:45 PM		741		600		190		146		317		39		451		381
5:00 PM	6:00 PM		727		572		196		154		305		31		454		363

TIME		COUNT LOCATION																TOTAL
		9		10		11		12		13		14		15		16		
FROM:	TO:	IN	OUT	IN	OUT	IN	OUT	IN	OUT	IN	OUT	IN	OUT	IN	OUT	IN	OUT	OUT
4:00 PM	5:00 PM		33		27		29		11		347		56		7		256	3227
4:15 PM	5:15 PM		27		29		32		10		361		45		7		283	3443
4:30 PM	5:30 PM		30		32		38		10		403		45		5		332	3708
4:45 PM	5:45 PM		35		32		31		10		418		51		4		323	3769
5:00 PM	6:00 PM		40		32		26		9		443		52		3		325	3732

TOTAL PEAK HOUR TRAFFIC: 3769

Notes:

STANFORD UNIVERSITY TRAFFIC COUNTS

<u>PM COUNT TIME</u>	<u>DATE COUNTED</u>	<u>DAY OF THE WEEK</u>	<u>PEAK HOUR</u>	<u>WEATHER</u>
FROM: 4:00 PM TO: 6:00 PM	10/28/2021	Thursday	FROM: 5:00 PM TO: 6:00 PM	Fair

TIME		COUNT LOCATION															
		1		2		3		4		5		6		7		8	
FROM:	TO:	IN	OUT	IN	OUT	IN	OUT	IN	OUT	IN	OUT	IN	OUT	IN	OUT	IN	OUT
4:00 PM	5:00 PM		656		413		200		194		246		22		380		340
4:15 PM	5:15 PM		662		502		208		204		269		21		430		378
4:30 PM	5:30 PM		710		570		210		199		306		26		434		385
4:45 PM	5:45 PM		710		601		216		201		322		30		447		384
5:00 PM	6:00 PM		676		590		234		197		341		24		452		398

TIME		COUNT LOCATION																TOTAL OUT
		9		10		11		12		13		14		15		16		
FROM:	TO:	IN	OUT	IN	OUT	IN	OUT	IN	OUT	IN	OUT	IN	OUT	IN	OUT	IN	OUT	OUT
4:00 PM	5:00 PM		42		28		21		18		360		68		2		237	3227
4:15 PM	5:15 PM		47		28		23		19		390		60		2		264	3507
4:30 PM	5:30 PM		51		31		22		19		420		54		3		270	3710
4:45 PM	5:45 PM		53		40		20		22		436		46		4		278	3810
5:00 PM	6:00 PM		53		39		30		18		433		46		5		282	3818

TOTAL PEAK HOUR TRAFFIC: 3818

Notes:

STANFORD UNIVERSITY TRAFFIC COUNTS

PM COUNT TIME

FROM: 4:00 PM
TO: 6:00 PM

DATE COUNTED

10/29/2021

DAY OF THE WEEK

Friday

PEAK HOUR

FROM: 5:00 PM
TO: 6:00 PM

WEATHER

Partly Cloudy

TIME		COUNT LOCATION															
		1		2		3		4		5		6		7		8	
FROM:	TO:	IN	OUT	IN	OUT	IN	OUT	IN	OUT	IN	OUT	IN	OUT	IN	OUT	IN	OUT
4:00 PM	5:00 PM		632		411		180		216		257		33		408		397
4:15 PM	5:15 PM		601		452		181		235		281		33		439		414
4:30 PM	5:30 PM		646		492		184		238		296		34		481		433
4:45 PM	5:45 PM		632		510		175		229		333		36		509		428
5:00 PM	6:00 PM		600		501		172		232		365		34		518		432

TIME		COUNT LOCATION																TOTAL
		9		10		11		12		13		14		15		16		
FROM:	TO:	IN	OUT	IN	OUT	IN	OUT	IN	OUT	IN	OUT	IN	OUT	IN	OUT	IN	OUT	OUT
4:00 PM	5:00 PM		55		30		16		14		339		47		4		291	3330
4:15 PM	5:15 PM		61		31		21		18		374		46		4		306	3497
4:30 PM	5:30 PM		64		28		22		17		397		41		5		297	3675
4:45 PM	5:45 PM		56		35		28		21		416		39		5		317	3769
5:00 PM	6:00 PM		52		39		32		23		455		44		7		297	3803

TOTAL PEAK HOUR TRAFFIC: 3803

Notes:

STANFORD UNIVERSITY TRAFFIC COUNTS

<u>AM COUNT TIME</u>	<u>DATE COUNTED</u>	<u>DAY OF THE WEEK</u>	<u>PEAK HOUR</u>	<u>WEATHER</u>
FROM: 7:00 AM TO: 9:00 AM	11/1/2021	Monday	FROM: 7:45 AM TO: 8:45 AM	Mostly Cloudy

TIME		COUNT LOCATION															
		1		2		3		4		5		6*		7		8	
FROM:	TO:	IN	OUT	IN	OUT	IN	OUT	IN	OUT	IN	OUT	IN	OUT	IN	OUT	IN	OUT
7:00 AM	8:00 AM	393		500		195		184		231				248		167	
7:15 AM	8:15 AM	463		527		197		167		255				281		185	
7:30 AM	8:30 AM	561		552		208		158		292				295		214	
7:45 AM	8:45 AM	594		533		191		159		324				313		248	
8:00 AM	9:00 AM	588		508		186		143		355				284		238	

* One way roadway (outbound only)

TIME		COUNT LOCATION																TOTAL
		9		10		11		12		13		14		15		16		
FROM:	TO:	IN	OUT	IN	OUT	IN	OUT	IN	OUT	IN	OUT	IN	OUT	IN	OUT	IN	OUT	IN
7:00 AM	8:00 AM	31		13		23		20		222		29		12		110		2378
7:15 AM	8:15 AM	46		12		56		44		313		39		13		161		2759
7:30 AM	8:30 AM	50		13		54		45		335		50		16		206		3049
7:45 AM	8:45 AM	53		15		60		48		352		58		15		244		3207
8:00 AM	9:00 AM	58		12		44		36		350		61		13		256		3132

TOTAL PEAK HOUR TRAFFIC: 3207

Notes:

STANFORD UNIVERSITY TRAFFIC COUNTS

<u>AM COUNT TIME</u>	<u>DATE COUNTED</u>	<u>DAY OF THE WEEK</u>	<u>PEAK HOUR</u>	<u>WEATHER</u>
FROM: 7:00 AM TO: 9:00 AM	11/2/2021	Tuesday	FROM: 8:00 AM TO: 9:00 AM	Mostly Cloudy

TIME		COUNT LOCATION															
		1		2		3		4		5		6*		7		8	
FROM:	TO:	IN	OUT	IN	OUT	IN	OUT	IN	OUT	IN	OUT	IN	OUT	IN	OUT	IN	OUT
7:00 AM	8:00 AM	395		470		90		140		222				240		133	
7:15 AM	8:15 AM	437		472		104		151		236				248		161	
7:30 AM	8:30 AM	466		482		120		143		281				265		186	
7:45 AM	8:45 AM	520		477		125		156		312				287		217	
8:00 AM	9:00 AM	569		457		136		177		381				301		233	

* One way roadway (outbound only)

TIME		COUNT LOCATION																TOTAL
		9		10		11		12		13		14		15		16		
FROM:	TO:	IN	OUT	IN	OUT	IN	OUT	IN	OUT	IN	OUT	IN	OUT	IN	OUT	IN	OUT	IN
7:00 AM	8:00 AM	37		10		14		17		228		31		14		97		2138
7:15 AM	8:15 AM	45		13		52		45		285		52		18		149		2468
7:30 AM	8:30 AM	48		17		52		47		315		69		16		192		2699
7:45 AM	8:45 AM	50		25		57		49		352		74		17		255		2973
8:00 AM	9:00 AM	52		21		47		37		365		71		16		297		3160

TOTAL PEAK HOUR TRAFFIC: 3160

Notes:

Site 3 tube damage, replaced with Thursday 11/4/2021

STANFORD UNIVERSITY TRAFFIC COUNTS

<u>AM COUNT TIME</u>	<u>DATE COUNTED</u>	<u>DAY OF THE WEEK</u>	<u>PEAK HOUR</u>	<u>WEATHER</u>
FROM: 7:00 AM TO: 9:00 AM	11/3/2021	Wednesday	FROM: 8:00 AM TO: 9:00 AM	Fair

TIME		COUNT LOCATION															
		1		2		3		4		5		6*		7		8	
FROM:	TO:	IN	OUT	IN	OUT	IN	OUT	IN	OUT	IN	OUT	IN	OUT	IN	OUT	IN	OUT
7:00 AM	8:00 AM	431		450		119		172		221				259		143	
7:15 AM	8:15 AM	497		495		139		158		251				282		169	
7:30 AM	8:30 AM	543		498		142		155		296				293		193	
7:45 AM	8:45 AM	565		492		148		162		353				325		212	
8:00 AM	9:00 AM	574		495		162		158		397				324		222	

* One way roadway (outbound only)

TIME		COUNT LOCATION																TOTAL IN
		9		10		11		12		13		14		15		16		
FROM:	TO:	IN	OUT	IN	OUT	IN	OUT	IN	OUT	IN	OUT	IN	OUT	IN	OUT	IN	OUT	
7:00 AM	8:00 AM	29		7		24		16		250		34		14		96		2265
7:15 AM	8:15 AM	35		7		59		50		320		51		18		149		2680
7:30 AM	8:30 AM	38		8		57		54		359		60		22		200		2918
7:45 AM	8:45 AM	50		14		57		59		368		70		17		250		3142
8:00 AM	9:00 AM	53		16		44		49		356		76		14		285		3225

TOTAL PEAK HOUR TRAFFIC: 3225

Notes:

STANFORD UNIVERSITY TRAFFIC COUNTS

<u>AM COUNT TIME</u>	<u>DATE COUNTED</u>	<u>DAY OF THE WEEK</u>	<u>PEAK HOUR</u>	<u>WEATHER</u>
FROM: 7:00 AM TO: 9:00 AM	11/4/2021	Thursday	FROM: 8:00 AM TO: 9:00 AM	Fair

TIME		COUNT LOCATION															
		1		2		3		4		5		6*		7		8	
FROM:	TO:	IN	OUT	IN	OUT	IN	OUT	IN	OUT	IN	OUT	IN	OUT	IN	OUT	IN	OUT
7:00 AM	8:00 AM	377		449		90		153		218				235		151	
7:15 AM	8:15 AM	456		485		104		137		249				266		189	
7:30 AM	8:30 AM	513		491		120		142		311				300		219	
7:45 AM	8:45 AM	555		499		125		143		366				320		238	
8:00 AM	9:00 AM	562		489		136		126		384				308		245	

* One way roadway (outbound only)

TIME		COUNT LOCATION																TOTAL
		9		10		11		12		13		14		15		16		
FROM:	TO:	IN	OUT	IN	OUT	IN	OUT	IN	OUT	IN	OUT	IN	OUT	IN	OUT	IN	OUT	IN
7:00 AM	8:00 AM	23		6		22		17		242		35		20		112		2150
7:15 AM	8:15 AM	33		12		58		46		293		56		24		150		2558
7:30 AM	8:30 AM	42		12		55		50		331		61		22		188		2857
7:45 AM	8:45 AM	46		17		57		54		342		65		23		223		3073
8:00 AM	9:00 AM	53		17		47		42		350		61		18		240		3078

TOTAL PEAK HOUR TRAFFIC: 3078

Notes:

STANFORD UNIVERSITY TRAFFIC COUNTS

<u>AM COUNT TIME</u>	<u>DATE COUNTED</u>	<u>DAY OF THE WEEK</u>	<u>PEAK HOUR</u>	<u>WEATHER</u>
FROM: 7:00 AM TO: 9:00 AM	11/5/2021	Friday	FROM: 8:00 AM TO: 9:00 AM	Partly Cloudy

TIME		COUNT LOCATION															
		1		2		3		4		5		6*		7		8	
FROM:	TO:	IN	OUT	IN	OUT	IN	OUT	IN	OUT	IN	OUT	IN	OUT	IN	OUT	IN	OUT
7:00 AM	8:00 AM	321		431		105		138		239				206		168	
7:15 AM	8:15 AM	396		464		115		130		249				232		206	
7:30 AM	8:30 AM	440		475		126		126		283				248		237	
7:45 AM	8:45 AM	491		462		137		138		299				250		247	
8:00 AM	9:00 AM	511		439		156		129		335				253		251	

* One way roadway (outbound only)

TIME		COUNT LOCATION																TOTAL IN
		9		10		11		12		13		14		15		16		
FROM:	TO:	IN	OUT	IN	OUT	IN	OUT	IN	OUT	IN	OUT	IN	OUT	IN	OUT	IN	OUT	
7:00 AM	8:00 AM	24		11		24		19		201		31		17		99		2034
7:15 AM	8:15 AM	27		11		60		54		256		47		17		129		2393
7:30 AM	8:30 AM	28		12		59		56		264		57		16		164		2591
7:45 AM	8:45 AM	36		10		64		61		294		68		15		209		2781
8:00 AM	9:00 AM	42		15		48		48		295		82		11		231		2846

TOTAL PEAK HOUR TRAFFIC: 2846

Notes:

STANFORD UNIVERSITY TRAFFIC COUNTS

<u>PM COUNT TIME</u>	<u>DATE COUNTED</u>	<u>DAY OF THE WEEK</u>	<u>PEAK HOUR</u>	<u>WEATHER</u>
FROM: 4:00 PM TO: 6:00 PM	11/1/2021	Monday	FROM: 5:00 PM TO: 6:00 PM	Partly Cloudy

TIME		COUNT LOCATION															
		1		2		3		4		5		6		7		8	
FROM:	TO:	IN	OUT	IN	OUT	IN	OUT	IN	OUT	IN	OUT	IN	OUT	IN	OUT	IN	OUT
4:00 PM	5:00 PM		543		405		211		200		205		19		320		287
4:15 PM	5:15 PM		543		453		224		215		244		18		375		314
4:30 PM	5:30 PM		587		504		212		214		267		18		391		345
4:45 PM	5:45 PM		582		540		230		215		286		20		421		364
5:00 PM	6:00 PM		565		556		219		259		277		18		399		357

TIME		COUNT LOCATION																TOTAL
		9		10		11		12		13		14		15		16		
FROM:	TO:	IN	OUT	IN	OUT	IN	OUT	IN	OUT	IN	OUT	IN	OUT	IN	OUT	IN	OUT	OUT
4:00 PM	5:00 PM		51		26		18		9		290		64		7		205	2860
4:15 PM	5:15 PM		52		28		21		7		324		61		6		206	3091
4:30 PM	5:30 PM		48		24		22		7		347		54		7		235	3282
4:45 PM	5:45 PM		43		24		23		7		371		60		4		229	3419
5:00 PM	6:00 PM		45		25		26		5		372		52		4		242	3421

TOTAL PEAK HOUR TRAFFIC: 3421

Notes:

STANFORD UNIVERSITY TRAFFIC COUNTS

PM COUNT TIME

FROM: 4:00 PM
TO: 6:00 PM

DATE COUNTED

11/2/2021

DAY OF THE WEEK

Tuesday

PEAK HOUR

FROM: 4:45 PM
TO: 5:45 PM

WEATHER

Mostly Cloudy

TIME		COUNT LOCATION															
		1		2		3		4		5		6		7		8	
FROM:	TO:	IN	OUT	IN	OUT	IN	OUT	IN	OUT	IN	OUT	IN	OUT	IN	OUT	IN	OUT
4:00 PM	5:00 PM		544		493		168		255		249		29		367		331
4:15 PM	5:15 PM		555		540		172		267		278		28		412		352
4:30 PM	5:30 PM		557		579		175		291		317		18		432		366
4:45 PM	5:45 PM		578		598		166		275		345		15		455		383
5:00 PM	6:00 PM		591		597		170		288		327		15		451		405

TIME		COUNT LOCATION																TOTAL
		9		10		11		12		13		14		15		16		
FROM:	TO:	IN	OUT	IN	OUT	IN	OUT	IN	OUT	IN	OUT	IN	OUT	IN	OUT	IN	OUT	OUT
4:00 PM	5:00 PM		48		24		23		12		334		90		1		272	3240
4:15 PM	5:15 PM		51		28		27		13		364		77		2		289	3455
4:30 PM	5:30 PM		50		29		30		12		387		74		4		309	3630
4:45 PM	5:45 PM		53		35		27		15		399		65		5		314	3728
5:00 PM	6:00 PM		46		40		20		12		405		64		6		275	3712

TOTAL PEAK HOUR TRAFFIC: 3728

Notes:

STANFORD UNIVERSITY TRAFFIC COUNTS

<u>PM COUNT TIME</u>	<u>DATE COUNTED</u>	<u>DAY OF THE WEEK</u>	<u>PEAK HOUR</u>	<u>WEATHER</u>
FROM: 4:00 PM TO: 6:00 PM	11/3/2021	Wednesday	FROM: 5:00 PM TO: 6:00 PM	Fair

TIME		COUNT LOCATION															
		1		2		3		4		5		6		7		8	
FROM:	TO:	IN	OUT	IN	OUT	IN	OUT	IN	OUT	IN	OUT	IN	OUT	IN	OUT	IN	OUT
4:00 PM	5:00 PM		602		432		174		277		274		16		402		311
4:15 PM	5:15 PM		664		466		158		281		314		11		437		333
4:30 PM	5:30 PM		705		514		148		273		317		15		428		354
4:45 PM	5:45 PM		698		525		145		262		320		15		462		354
5:00 PM	6:00 PM		683		527		140		252		319		15		452		375

TIME		COUNT LOCATION																TOTAL
		9		10		11		12		13		14		15		16		
FROM:	TO:	IN	OUT	IN	OUT	IN	OUT	IN	OUT	IN	OUT	IN	OUT	IN	OUT	IN	OUT	OUT
4:00 PM	5:00 PM		27		40		17		15		331		73		7		237	3235
4:15 PM	5:15 PM		29		35		25		16		378		68		5		252	3472
4:30 PM	5:30 PM		33		28		33		18		413		62		4		270	3615
4:45 PM	5:45 PM		39		34		33		15		422		68		2		267	3661
5:00 PM	6:00 PM		44		38		32		13		429		62		2		280	3663

TOTAL PEAK HOUR TRAFFIC: 3663

Notes:

STANFORD UNIVERSITY TRAFFIC COUNTS

<u>PM COUNT TIME</u>	<u>DATE COUNTED</u>	<u>DAY OF THE WEEK</u>	<u>PEAK HOUR</u>	<u>WEATHER</u>
FROM: 4:00 PM TO: 6:00 PM	11/4/2021	Thursday	FROM: 4:30 PM TO: 5:30 PM	Fair

TIME		COUNT LOCATION															
		1		2		3		4		5		6		7		8	
FROM:	TO:	IN	OUT	IN	OUT	IN	OUT	IN	OUT	IN	OUT	IN	OUT	IN	OUT	IN	OUT
4:00 PM	5:00 PM		617		453		174		236		247		20		378		298
4:15 PM	5:15 PM		680		481		190		259		285		13		433		337
4:30 PM	5:30 PM		699		525		191		281		322		14		487		370
4:45 PM	5:45 PM		718		504		181		291		327		12		468		386
5:00 PM	6:00 PM		713		500		175		281		339		10		449		403

TIME		COUNT LOCATION																TOTAL
		9		10		11		12		13		14		15		16		
FROM:	TO:	IN	OUT	IN	OUT	IN	OUT	IN	OUT	IN	OUT	IN	OUT	IN	OUT	IN	OUT	OUT
4:00 PM	5:00 PM		40		27		25		14		323		81		6		253	3192
4:15 PM	5:15 PM		42		34		31		16		355		69		4		281	3510
4:30 PM	5:30 PM		42		34		36		16		408		70		4		307	3806
4:45 PM	5:45 PM		47		40		33		12		405		63		2		315	3804
5:00 PM	6:00 PM		42		35		30		11		396		61		2		283	3730

TOTAL PEAK HOUR TRAFFIC: 3806

Notes:

STANFORD UNIVERSITY TRAFFIC COUNTS

<u>PM COUNT TIME</u>	<u>DATE COUNTED</u>	<u>DAY OF THE WEEK</u>	<u>PEAK HOUR</u>	<u>WEATHER</u>
FROM: 4:00 PM TO: 6:00 PM	11/5/2021	Friday	FROM: 5:00 PM TO: 6:00 PM	Partly Cloudy

TIME		COUNT LOCATION															
		1		2		3		4		5		6		7		8	
FROM:	TO:	IN	OUT	IN	OUT	IN	OUT	IN	OUT	IN	OUT	IN	OUT	IN	OUT	IN	OUT
4:00 PM	5:00 PM		641		433		178		236		295		56		371		383
4:15 PM	5:15 PM		620		439		177		238		296		58		404		389
4:30 PM	5:30 PM		644		472		174		251		345		57		390		401
4:45 PM	5:45 PM		621		471		157		259		347		58		415		419
5:00 PM	6:00 PM		614		480		156		273		353		65		445		403

TIME		COUNT LOCATION																TOTAL OUT
		9		10		11		12		13		14		15		16		
FROM:	TO:	IN	OUT	IN	OUT	IN	OUT	IN	OUT	IN	OUT	IN	OUT	IN	OUT	IN	OUT	OUT
4:00 PM	5:00 PM		35		34		15		12		365		74		7		280	3415
4:15 PM	5:15 PM		32		34		20		11		393		72		5		296	3484
4:30 PM	5:30 PM		41		36		23		12		433		65		3		320	3667
4:45 PM	5:45 PM		46		38		27		12		485		75		4		325	3759
5:00 PM	6:00 PM		59		43		23		9		489		78		8		302	3800

TOTAL PEAK HOUR TRAFFIC: 3800

Notes:

Appendix D

Peak-Hour Parking Lot Driveway Counts

NOT COLLECTED IN SPRING 2021

COLLECTED IN FALL 2021 ONLY

Weeks 3-8 only

STANFORD UNIVERSITY PARKING COUNTS

AM COUNT TIME

FROM: 7:00 AM
TO: 9:00 AM

DATE COUNTED

September 27, 2021

DAY OF THE WEEK

Monday

PEAK HOUR

FROM: 8:00 AM
TO: 9:00 AM

WEATHER

Cloudy

TIME		COUNT LOCATION															
		PS-1		PS-5		PS-9 / L-1		ARB / CHILD CARE / L-01A		L-2 / CAM		L-3		L-9		L-17	
FROM:	TO:	IN	OUT	IN	OUT	IN	OUT	IN	OUT	IN	OUT	IN	OUT	IN	OUT	IN	OUT
7:00 AM	8:00 AM	116		194		373		21		67		35		8		59	
7:15 AM	8:15 AM	117		198		369		29		75		28		7		64	
7:30 AM	8:30 AM	117		219		306		36		74		26		6		82	
7:45 AM	8:45 AM	125		219		272		45		81		23		6		91	
8:00 AM	9:00 AM	110		224		254		54		79		19		5		108	

TIME		T LOCATION										TOTAL				
		L-18		L-20		Museum		Oak/Welch		Roth Way						
FROM:	TO:	IN	OUT	IN	OUT	IN	OUT	IN	OUT	IN	OUT					IN
7:00 AM	8:00 AM	126		110		49		77		36						1271
7:15 AM	8:15 AM	95		122												1104
7:30 AM	8:30 AM	103		146												1115
7:45 AM	8:45 AM	107		147												1116
8:00 AM	9:00 AM	93		150		112		96		84						1388

raw scans only used

TOTAL PEAK HOUR TRAFFIC: 1388



STANFORD UNIVERSITY PARKING COUNTS

AM COUNT TIME

FROM: 7:00 AM
TO: 9:00 AM

DATE COUNTED

September 28, 2021

DAY OF THE WEEK

Tuesday

PEAK HOUR

FROM: 8:00 AM
TO: 12:00 AM

WEATHER

Mostly Cloudy

TIME		COUNT LOCATION															
		PS-1		PS-5		PS-9 / L-1		ARB / CHILD CARE / L-01A		L-2 / CAM		L-3		L-9		L-17	
FROM:	TO:	IN	OUT	IN	OUT	IN	OUT	IN	OUT	IN	OUT	IN	OUT	IN	OUT	IN	OUT
7:00 AM	8:00 AM	114		201		415		21		71		33		1		69	
7:15 AM	8:15 AM	109		203		399		28		68		24		1		77	
7:30 AM	8:30 AM	122		204		337		36		64		21		1		87	
7:45 AM	8:45 AM	113		207		268		48		72		15		3		107	
8:00 AM	9:00 AM	122		220		248		63		78		12		4		118	

TIME		T LOCATION												TOTAL
		L-18		L-20		Museum		Oak/Welch		Roth Way				
FROM:	TO:	IN	OUT	IN	OUT	IN	OUT	IN	OUT	IN	OUT			IN
7:00 AM	8:00 AM	99		110		49		77		36				1296
7:15 AM	8:15 AM	103		138										1150
7:30 AM	8:30 AM	107		145										1124
7:45 AM	8:45 AM	126		148										1107
8:00 AM	9:00 AM	123		151		112		96		84				1431

raw scans only used

121
out

TOTAL PEAK HOUR TRAFFIC: 1431



STANFORD UNIVERSITY PARKING COUNTS

AM COUNT TIME

FROM: 7:00 AM
TO: 9:00 AM

DATE COUNTED

September 29, 2021

DAY OF THE WEEK

Wednesday

PEAK HOUR

FROM: 8:00 AM
TO: 12:00 AM

WEATHER

Mostly Cloudy

TIME		COUNT LOCATION															
		PS-1		PS-5		PS-9 / L-1		ARB / CHILD CARE / L-01A		L-2 / CAM		L-3		L-9		L-17	
FROM:	TO:	IN	OUT	IN	OUT	IN	OUT	IN	OUT	IN	OUT	IN	OUT	IN	OUT	IN	OUT
7:00 AM	8:00 AM	106		162		397		14		69		19		3		73	
7:15 AM	8:15 AM	108		177		387		20		68		14		4		76	
7:30 AM	8:30 AM	108		193		365		33		73		14		4		90	
7:45 AM	8:45 AM	101		207		306		44		85		18		3		112	
8:00 AM	9:00 AM	103		226		268		58		88		23		3		124	

TIME		T LOCATION												TOTAL
		L-18		L-20		Museum		Oak/Welch		Roth Way				
FROM:	TO:	IN	OUT	IN	OUT	IN	OUT	IN	OUT	IN	OUT			IN
7:00 AM	8:00 AM	114		110		49		77		36				1229
7:15 AM	8:15 AM	116		144										1114
7:30 AM	8:30 AM	121		158										1159
7:45 AM	8:45 AM	110		156										1142
8:00 AM	9:00 AM	114		148		112		96		84				1447

raw scans only used 121
out

TOTAL PEAK HOUR TRAFFIC: 1447



STANFORD UNIVERSITY PARKING COUNTS

AM COUNT TIME

FROM: 7:00 AM
TO: 9:00 AM

DATE COUNTED

September 30, 2021

DAY OF THE WEEK

Thursday

PEAK HOUR

FROM: 8:00 AM
TO: 12:00 AM

WEATHER

#N/A

TIME		COUNT LOCATION															
		PS-1		PS-5		PS-9 / L-1		ARB / CHILD CARE / L-01A		L-2 / CAM		L-3		L-9		L-17	
FROM:	TO:	IN	OUT	IN	OUT	IN	OUT	IN	OUT	IN	OUT	IN	OUT	IN	OUT	IN	OUT
7:00 AM	8:00 AM	103		205		392		17		63		21		3		66	
7:15 AM	8:15 AM	97		220		371		22		59		19		3		73	
7:30 AM	8:30 AM	97		207		350		33		61		18		2		103	
7:45 AM	8:45 AM	102		214		289		48		73		16		4		106	
8:00 AM	9:00 AM	108		203		243		55		82		20		2		120	

TIME		T LOCATION												TOTAL
		L-18		L-20		Museum		Oak/Welch		Roth Way				
FROM:	TO:	IN	OUT	IN	OUT	IN	OUT	IN	OUT	IN	OUT			IN
7:00 AM	8:00 AM	113		110		49		77		36				1255
7:15 AM	8:15 AM	103		127										1094
7:30 AM	8:30 AM	106		133										1110
7:45 AM	8:45 AM	97		134										1083
8:00 AM	9:00 AM	99		138		112		96		84				1362

raw scans only used

121
out

TOTAL PEAK HOUR TRAFFIC: 1362



STANFORD UNIVERSITY PARKING COUNTS

AM COUNT TIME

FROM: 7:00 AM
TO: 9:00 AM

DATE COUNTED

October 1, 2021

DAY OF THE WEEK

Friday

PEAK HOUR

FROM: 8:00 AM
TO: 12:00 AM

WEATHER

#N/A

TIME		COUNT LOCATION															
		PS-1		PS-5		PS-9 / L-1		ARB / CHILD CARE / L-01A		L-2 / CAM		L-3		L-9		L-17	
FROM:	TO:	IN	OUT	IN	OUT	IN	OUT	IN	OUT	IN	OUT	IN	OUT	IN	OUT	IN	OUT
7:00 AM	8:00 AM	85		152		363		14		45		23		2		52	
7:15 AM	8:15 AM	81		171		380		23		53		22		2		60	
7:30 AM	8:30 AM	95		182		343		37		57		18		3		71	
7:45 AM	8:45 AM	98		186		313		44		63		19		5		93	
8:00 AM	9:00 AM	111		195		272		54		63		15		5		97	

TIME		T LOCATION										TOTAL				
		L-18		L-20		Museum		Oak/Welch		Roth Way						
FROM:	TO:	IN	OUT	IN	OUT	IN	OUT	IN	OUT	IN	OUT	IN	OUT	IN	OUT	
7:00 AM	8:00 AM	84		110		49		77		36						1092
7:15 AM	8:15 AM	86		115												993
7:30 AM	8:30 AM	107		101												1014
7:45 AM	8:45 AM	120		104												1045
8:00 AM	9:00 AM	137		124		112		96		84						1365

raw scans only used 121
out

TOTAL PEAK HOUR TRAFFIC: 1365



STANFORD UNIVERSITY PARKING COUNTS

PM COUNT TIME

FROM: 4:00 PM
TO: 6:00 PM

DATE COUNTED

September 27, 2021

DAY OF THE WEEK

Monday

PEAK HOUR

FROM: 4:00 PM
TO: 5:00 PM

WEATHER

Partly Cloudy

TIME		COUNT LOCATION															
		PS-1		PS-5		PS-9 / L-1		ARB / CHILD CARE / L-01A		L-2 / CAM		L-3		L-9		L-17	
FROM:	TO:	IN	OUT	IN	OUT	IN	OUT	IN	OUT	IN	OUT	IN	OUT	IN	OUT	IN	OUT
4:00 PM	5:00 PM		64		6		74		47		20		23		0		23
4:15 PM	5:15 PM		55		4		71		52		22		24		0		26
4:30 PM	5:30 PM		55		6		60		42		21		24		0		19
4:45 PM	5:45 PM		49		8		51		36		23		22		0		17
5:00 PM	6:00 PM		43		8		45		30		21		16		0		18

TIME		T LOCATION										TOTAL	
		L-18		L-20		Museum		Oak/Welch		Roth Way			TOTAL
FROM:	TO:	IN	OUT	IN	OUT	IN	OUT	IN	OUT	IN	OUT	OUT	
4:00 PM	5:00 PM		47	110	35		109		83		78		719
4:15 PM	5:15 PM		42		31								327
4:30 PM	5:30 PM		40		37								304
4:45 PM	5:45 PM		38		38								282
5:00 PM	6:00 PM		38		39		50		82		48		438
						raw scans only used						out	121

TOTAL PEAK HOUR TRAFFIC: 719



STANFORD UNIVERSITY PARKING COUNTS

PM COUNT TIME

FROM: 4:00 PM
TO: 6:00 PM

DATE COUNTED

September 28, 2021

DAY OF THE WEEK

Tuesday

PEAK HOUR

FROM: 4:00 PM
TO: 5:00 PM

WEATHER

Partly Cloudy

TIME		COUNT LOCATION															
		PS-1		PS-5		PS-9 / L-1		ARB / CHILD CARE / L-01A		L-2 / CAM		L-3		L-9		L-17	
FROM:	TO:	IN	OUT	IN	OUT	IN	OUT	IN	OUT	IN	OUT	IN	OUT	IN	OUT	IN	OUT
4:00 PM	5:00 PM		65		17		57		50		27		17		1		27
4:15 PM	5:15 PM		59		19		58		48		25		16		1		25
4:30 PM	5:30 PM		63		15		49		32		25		15		1		15
4:45 PM	5:45 PM		62		11		58		28		21		14		0		13
5:00 PM	6:00 PM		63		10		54		26		10		18		0		11

TIME		T LOCATION												TOTAL
		L-18		L-20		Museum		Oak/Welch		Roth Way				
FROM:	TO:	IN	OUT	IN	OUT	IN	OUT	IN	OUT	IN	OUT			OUT
4:00 PM	5:00 PM		40	110	32		109		83		78			713
4:15 PM	5:15 PM		39		33									323
4:30 PM	5:30 PM		42		45									302
4:45 PM	5:45 PM		49		48									304
5:00 PM	6:00 PM		63		50		50		82		48			485

raw scans only used

out 121

TOTAL PEAK HOUR TRAFFIC: 713



STANFORD UNIVERSITY PARKING COUNTS

PM COUNT TIME

FROM: 4:00 PM
TO: 6:00 PM

DATE COUNTED

September 29, 2021

DAY OF THE WEEK

Wednesday

PEAK HOUR

FROM: 4:00 PM
TO: 5:00 PM

WEATHER

Fair

TIME		COUNT LOCATION															
		PS-1		PS-5		PS-9 / L-1		ARB / CHILD CARE / L-01A		L-2 / CAM		L-3		L-9		L-17	
FROM:	TO:	IN	OUT	IN	OUT	IN	OUT	IN	OUT	IN	OUT	IN	OUT	IN	OUT	IN	OUT
4:00 PM	5:00 PM		68		8		78		46		22		22		0		19
4:15 PM	5:15 PM		64		6		84		42		19		17		0		20
4:30 PM	5:30 PM		62		12		77		40		17		20		0		13
4:45 PM	5:45 PM		52		16		64		31		17		23		0		12
5:00 PM	6:00 PM		55		18		54		34		17		18		0		13

TIME		T LOCATION										TOTAL
		L-18		L-20		Museum		Oak/Welch		Roth Way		
FROM:	TO:	IN	OUT	IN	OUT	IN	OUT	IN	OUT	IN	OUT	OUT
4:00 PM	5:00 PM		48	110	34		109		83		78	725
4:15 PM	5:15 PM		42		33							327
4:30 PM	5:30 PM		53		36							330
4:45 PM	5:45 PM		58		34							307
5:00 PM	6:00 PM		49		30		50		82		48	468

raw scans only used out 121

TOTAL PEAK HOUR TRAFFIC: 725



STANFORD UNIVERSITY PARKING COUNTS

PM COUNT TIME

FROM: 4:00 PM
TO: 6:00 PM

DATE COUNTED

September 30, 2021

DAY OF THE WEEK

Thursday

PEAK HOUR

FROM: 4:00 PM
TO: 5:00 PM

WEATHER

Fair

TIME		COUNT LOCATION															
		PS-1		PS-5		PS-9 / L-1		ARB / CHILD CARE / L-01A		L-2 / CAM		L-3		L-9		L-17	
FROM:	TO:	IN	OUT	IN	OUT	IN	OUT	IN	OUT	IN	OUT	IN	OUT	IN	OUT	IN	OUT
4:00 PM	5:00 PM		59		6		64		48		22		16		1		17
4:15 PM	5:15 PM		67		10		54		52		19		18		0		17
4:30 PM	5:30 PM		71		10		50		40		15		19		1		21
4:45 PM	5:45 PM		71		11		49		32		11		22		1		22
5:00 PM	6:00 PM		76		14		44		27		10		22		1		25

TIME		T LOCATION												TOTAL
		L-18		L-20		Museum		Oak/Welch		Roth Way				
FROM:	TO:	IN	OUT	IN	OUT	IN	OUT	IN	OUT	IN	OUT			OUT
4:00 PM	5:00 PM		45	110	36		109		83		78			694
4:15 PM	5:15 PM		44		38									319
4:30 PM	5:30 PM		50		38									315
4:45 PM	5:45 PM		55		45									319
5:00 PM	6:00 PM		57		40		50		82		48			496

raw scans only used

out 121

TOTAL PEAK HOUR TRAFFIC: 694



STANFORD UNIVERSITY PARKING COUNTS

PM COUNT TIME	DATE COUNTED	DAY OF THE WEEK	PEAK HOUR	WEATHER
FROM: 4:00 PM TO: 6:00 PM	October 1, 2021	Friday	FROM: 4:00 PM TO: 5:00 PM	Fair

TIME		COUNT LOCATION															
		PS-1		PS-5		PS-9 / L-1		ARB / CHILD CARE / L-01A		L-2 / CAM		L-3		L-9		L-17	
FROM:	TO:	IN	OUT	IN	OUT	IN	OUT	IN	OUT	IN	OUT	IN	OUT	IN	OUT	IN	OUT
4:00 PM	5:00 PM		65		27		57		61		22		21		0		22
4:15 PM	5:15 PM		62		28		55		61		20		17		0		21
4:30 PM	5:30 PM		50		25		50		48		17		19		0		15
4:45 PM	5:45 PM		50		11		53		35		14		18		0		15
5:00 PM	6:00 PM		54		8		49		32		12		16		0		16

TIME		T LOCATION										TOTAL	
		L-18		L-20		Museum		Oak/Welch		Roth Way			
FROM:	TO:	IN	OUT	IN	OUT	IN	OUT	IN	OUT	IN	OUT		OUT
4:00 PM	5:00 PM		68	110	31		109		83		78		754
4:15 PM	5:15 PM		63		28								355
4:30 PM	5:30 PM		63		32								319
4:45 PM	5:45 PM		74		31								301
5:00 PM	6:00 PM		59		37		50		82		48		463
raw scans only used											out	121	

TOTAL PEAK HOUR TRAFFIC: 754



STANFORD UNIVERSITY PARKING COUNTS

AM COUNT TIME

FROM: 7:00 AM
TO: 9:00 AM

DATE COUNTED

September 27, 2021

DAY OF THE WEEK

Monday

PEAK HOUR

FROM: 8:00 AM
TO: 9:00 AM

WEATHER

Cloudy

TIME		COUNT LOCATION															
		PS-1		PS-5		PS-9 / L-1		ARB / CHILD CARE / L-01A		L-2 / CAM		L-3		L-9		L-17	
FROM:	TO:	IN	OUT	IN	OUT	IN	OUT	IN	OUT	IN	OUT	IN	OUT	IN	OUT	IN	OUT
7:00 AM	8:00 AM	101		193		415		17		74		37		7		60	
7:15 AM	8:15 AM	102		214		391		22		83		24		8		73	
7:30 AM	8:30 AM	100		208		356		32		82		19		4		85	
7:45 AM	8:45 AM	103		226		307		40		80		21		5		103	
8:00 AM	9:00 AM	93		234		270		49		78		17		4		121	

TIME		T LOCATION										TOTAL
		L-18		L-20		Museum		Oak/Welch		Roth Way		
FROM:	TO:	IN	OUT	IN	OUT	IN	OUT	IN	OUT	IN	OUT	IN
7:00 AM	8:00 AM	104		121		49		77		36		1291
7:15 AM	8:15 AM	98		127								1142
7:30 AM	8:30 AM	99		142								1127
7:45 AM	8:45 AM	110		147								1142
8:00 AM	9:00 AM	120		154		112		96		84		1432

raw scans only used

TOTAL PEAK HOUR TRAFFIC: 1432



STANFORD UNIVERSITY PARKING COUNTS

AM COUNT TIME

FROM: 7:00 AM
TO: 9:00 AM

DATE COUNTED

October 5, 2021

DAY OF THE WEEK

Tuesday

PEAK HOUR

FROM: 8:00 AM
TO: 12:00 AM

WEATHER

Mostly Cloudy

TIME		COUNT LOCATION															
		PS-1		PS-5		PS-9 / L-1		ARB / CHILD CARE / L-01A		L-2 / CAM		L-3		L-9		L-17	
FROM:	TO:	IN	OUT	IN	OUT	IN	OUT	IN	OUT	IN	OUT	IN	OUT	IN	OUT	IN	OUT
7:00 AM	8:00 AM	141		201		427		22		77		36		4		65	
7:15 AM	8:15 AM	131		225		401		30		84		21		4		78	
7:30 AM	8:30 AM	130		217		354		45		85		17		2		95	
7:45 AM	8:45 AM	134		212		303		50		85		19		3		115	
8:00 AM	9:00 AM	126		225		287		62		85		17		5		136	

TIME		T LOCATION												TOTAL
		L-18		L-20		Museum		Oak/Welch		Roth Way				
FROM:	TO:	IN	OUT	IN	OUT	IN	OUT	IN	OUT	IN	OUT			IN
7:00 AM	8:00 AM	100		121		49		77		36				1356
7:15 AM	8:15 AM	102		144										1220
7:30 AM	8:30 AM	98		150										1193
7:45 AM	8:45 AM	112		148										1181
8:00 AM	9:00 AM	122		151		112		96		84				1508

raw scans only used

121
out

TOTAL PEAK HOUR TRAFFIC: 1508



STANFORD UNIVERSITY PARKING COUNTS

AM COUNT TIME
FROM: 7:00 AM
TO: 9:00 AM

DATE COUNTED
 October 6, 2021

DAY OF THE WEEK
 Wednesday

PEAK HOUR
FROM: 8:00 AM
TO: 12:00 AM

WEATHER
 Mostly Cloudy

TIME		COUNT LOCATION															
		PS-1		PS-5		PS-9 / L-1		ARB / CHILD CARE / L-01A		L-2 / CAM		L-3		L-9		L-17	
FROM:	TO:	IN	OUT	IN	OUT	IN	OUT	IN	OUT	IN	OUT	IN	OUT	IN	OUT	IN	OUT
7:00 AM	8:00 AM	135		202		429		14		79		32		2		60	
7:15 AM	8:15 AM	125		207		427		26		75		18		2		66	
7:30 AM	8:30 AM	128		207		379		36		76		15		1		94	
7:45 AM	8:45 AM	126		219		318		47		83		20		3		128	
8:00 AM	9:00 AM	118		231		274		55		80		20		2		137	

TIME		T LOCATION												TOTAL		
		L-18		L-20		Museum		Oak/Welch		Roth Way						
FROM:	TO:	IN	OUT	IN	OUT	IN	OUT	IN	OUT	IN	OUT					IN
7:00 AM	8:00 AM	117		121		49		77		36						1353
7:15 AM	8:15 AM	123		144												1213
7:30 AM	8:30 AM	117		134												1187
7:45 AM	8:45 AM	128		128												1200
8:00 AM	9:00 AM	141		135		112		96		84						1485

raw scans only used

121
out

TOTAL PEAK HOUR TRAFFIC: 1485



STANFORD UNIVERSITY PARKING COUNTS

AM COUNT TIME	DATE COUNTED	DAY OF THE WEEK	PEAK HOUR	WEATHER
FROM: 7:00 AM TO: 9:00 AM	October 7, 2021	Thursday	FROM: 8:00 AM TO: 12:00 AM	#N/A

TIME		COUNT LOCATION															
		PS-1		PS-5		PS-9 / L-1		ARB / CHILD CARE / L-01A		L-2 / CAM		L-3		L-9		L-17	
FROM:	TO:	IN	OUT	IN	OUT	IN	OUT	IN	OUT	IN	OUT	IN	OUT	IN	OUT	IN	OUT
7:00 AM	8:00 AM	145		221		397		19		69		28		0		56	
7:15 AM	8:15 AM	145		217		394		21		72		24		2		74	
7:30 AM	8:30 AM	146		208		357		42		79		25		3		93	
7:45 AM	8:45 AM	153		200		324		59		85		26		4		113	
8:00 AM	9:00 AM	140		202		285		61		80		26		4		129	

TIME		T LOCATION												TOTAL
		L-18		L-20		Museum		Oak/Welch		Roth Way				
FROM:	TO:	IN	OUT	IN	OUT	IN	OUT	IN	OUT	IN	OUT			IN
7:00 AM	8:00 AM	108		121		49		77		36				1326
7:15 AM	8:15 AM	105		129										1183
7:30 AM	8:30 AM	119		134										1206
7:45 AM	8:45 AM	120		146										1230
8:00 AM	9:00 AM	125		156		112		96		84				1500

raw scans only used

121
out

TOTAL PEAK HOUR TRAFFIC: 1500



STANFORD UNIVERSITY PARKING COUNTS

AM COUNT TIME	DATE COUNTED	DAY OF THE WEEK	PEAK HOUR	WEATHER
FROM: 7:00 AM TO: 9:00 AM	October 8, 2021	Friday	FROM: 8:00 AM TO: 12:00 AM	#N/A

TIME		COUNT LOCATION															
		PS-1		PS-5		PS-9 / L-1		ARB / CHILD CARE / L-01A		L-2 / CAM		L-3		L-9		L-17	
FROM:	TO:	IN	OUT	IN	OUT	IN	OUT	IN	OUT	IN	OUT	IN	OUT	IN	OUT	IN	OUT
7:00 AM	8:00 AM	123		183		373		16		64		37		2		56	
7:15 AM	8:15 AM	130		181		358		21		65		35		2		65	
7:30 AM	8:30 AM	120		181		332		30		69		23		1		84	
7:45 AM	8:45 AM	123		171		303		46		64		12		2		97	
8:00 AM	9:00 AM	120		163		291		58		59		10		1		114	

TIME		T LOCATION												TOTAL
		L-18		L-20		Museum		Oak/Welch		Roth Way				
FROM:	TO:	IN	OUT	IN	OUT	IN	OUT	IN	OUT	IN	OUT			IN
7:00 AM	8:00 AM	90		121		49		77		36				1227
7:15 AM	8:15 AM	99		108										1064
7:30 AM	8:30 AM	104		115										1059
7:45 AM	8:45 AM	118		122										1058
8:00 AM	9:00 AM	130		140		112		96		84				1378

raw scans only used 121 out

TOTAL PEAK HOUR TRAFFIC: 1378



STANFORD UNIVERSITY PARKING COUNTS

PM COUNT TIME
FROM: 4:00 PM
TO: 6:00 PM

DATE COUNTED
 September 27, 2021

DAY OF THE WEEK
 Monday

PEAK HOUR
FROM: 4:00 PM
TO: 5:00 PM

WEATHER
 Partly Cloudy

TIME		COUNT LOCATION															
		PS-1		PS-5		PS-9 / L-1		ARB / CHILD CARE / L-01A		L-2 / CAM		L-3		L-9		L-17	
FROM:	TO:	IN	OUT	IN	OUT	IN	OUT	IN	OUT	IN	OUT	IN	OUT	IN	OUT	IN	OUT
4:00 PM	5:00 PM		57		7		71		53		21		14		0		26
4:15 PM	5:15 PM		50		7		63		55		19		16		0		22
4:30 PM	5:30 PM		43		10		60		46		19		18		0		16
4:45 PM	5:45 PM		39		12		61		34		16		15		0		18
5:00 PM	6:00 PM		37		11		58		25		12		21		0		18

TIME		T LOCATION										TOTAL	
		L-18		L-20		Museum		Oak/Welch		Roth Way			
FROM:	TO:	IN	OUT	IN	OUT	IN	OUT	IN	OUT	IN	OUT	OUT	
4:00 PM	5:00 PM		48	121	40		109		83		78		728
4:15 PM	5:15 PM		51		35								318
4:30 PM	5:30 PM		46		33								291
4:45 PM	5:45 PM		57		32								284
5:00 PM	6:00 PM		57		32		50		82		48		451

raw scans only used out 121

TOTAL PEAK HOUR TRAFFIC: 728



STANFORD UNIVERSITY PARKING COUNTS

PM COUNT TIME

FROM: 4:00 PM
TO: 6:00 PM

DATE COUNTED

October 5, 2021

DAY OF THE WEEK

Tuesday

PEAK HOUR

FROM: 4:00 PM
TO: 5:00 PM

WEATHER

Mostly Cloudy

TIME		COUNT LOCATION															
		PS-1		PS-5		PS-9 / L-1		ARB / CHILD CARE / L-01A		L-2 / CAM		L-3		L-9		L-17	
FROM:	TO:	IN	OUT	IN	OUT	IN	OUT	IN	OUT	IN	OUT	IN	OUT	IN	OUT	IN	OUT
4:00 PM	5:00 PM		58		20		80		52		26		17		0		28
4:15 PM	5:15 PM		61		22		66		51		23		15		0		27
4:30 PM	5:30 PM		66		25		66		45		23		14		0		21
4:45 PM	5:45 PM		61		26		57		41		24		15		0		19
5:00 PM	6:00 PM		71		22		52		33		15		16		0		13

TIME		T LOCATION										TOTAL	
		L-18		L-20		Museum		Oak/Welch		Roth Way			
FROM:	TO:	IN	OUT	IN	OUT	IN	OUT	IN	OUT	IN	OUT	OUT	
4:00 PM	5:00 PM		66	121	41		109		83		78		779
4:15 PM	5:15 PM		64		45								374
4:30 PM	5:30 PM		63		49								372
4:45 PM	5:45 PM		58		53								354
5:00 PM	6:00 PM		54		47		50		82		48		503
						raw scans only used					out	121	

TOTAL PEAK HOUR TRAFFIC: 779



STANFORD UNIVERSITY PARKING COUNTS

PM COUNT TIME

FROM: 4:00 PM
TO: 6:00 PM

DATE COUNTED

October 6, 2021

DAY OF THE WEEK

Wednesday

PEAK HOUR

FROM: 4:00 PM
TO: 5:00 PM

WEATHER

Mostly Cloudy

TIME		COUNT LOCATION															
		PS-1		PS-5		PS-9 / L-1		ARB / CHILD CARE / L-01A		L-2 / CAM		L-3		L-9		L-17	
FROM:	TO:	IN	OUT	IN	OUT	IN	OUT	IN	OUT	IN	OUT	IN	OUT	IN	OUT	IN	OUT
4:00 PM	5:00 PM		52		2		118		67		40		19		0		31
4:15 PM	5:15 PM		48		6		108		61		40		17		0		25
4:30 PM	5:30 PM		47		12		103		43		37		14		0		15
4:45 PM	5:45 PM		49		14		104		37		35		13		0		18
5:00 PM	6:00 PM		47		19		81		30		22		14		0		15

TIME		T LOCATION												TOTAL
		L-18		L-20		Museum		Oak/Welch		Roth Way				
FROM:	TO:	IN	OUT	IN	OUT	IN	OUT	IN	OUT	IN	OUT			OUT
4:00 PM	5:00 PM		51	121	34		109		83		78			805
4:15 PM	5:15 PM		45		34									384
4:30 PM	5:30 PM		56		41									368
4:45 PM	5:45 PM		71		45									386
5:00 PM	6:00 PM		65		44		50		82		48			517

raw scans only used

out 121

TOTAL PEAK HOUR TRAFFIC: 805



STANFORD UNIVERSITY PARKING COUNTS

PM COUNT TIME

FROM: 4:00 PM
TO: 6:00 PM

DATE COUNTED

October 7, 2021

DAY OF THE WEEK

Thursday

PEAK HOUR

FROM: 4:00 PM
TO: 5:00 PM

WEATHER

Mostly Cloudy

TIME		COUNT LOCATION															
		PS-1		PS-5		PS-9 / L-1		ARB / CHILD CARE / L-01A		L-2 / CAM		L-3		L-9		L-17	
FROM:	TO:	IN	OUT	IN	OUT	IN	OUT	IN	OUT	IN	OUT	IN	OUT	IN	OUT	IN	OUT
4:00 PM	5:00 PM		75		10		72		53		27		18		1		27
4:15 PM	5:15 PM		84		12		60		58		20		18		1		27
4:30 PM	5:30 PM		81		12		54		45		18		18		1		20
4:45 PM	5:45 PM		68		14		59		36		16		25		1		20
5:00 PM	6:00 PM		68		12		59		38		13		24		0		18

TIME		T LOCATION												TOTAL
		L-18		L-20		Museum		Oak/Welch		Roth Way				
FROM:	TO:	IN	OUT	IN	OUT	IN	OUT	IN	OUT	IN	OUT			OUT
4:00 PM	5:00 PM		63	121	35		109		83		78			772
4:15 PM	5:15 PM		59		35									374
4:30 PM	5:30 PM		66		39									354
4:45 PM	5:45 PM		69		42									350
5:00 PM	6:00 PM		63		35		50		82		48			510

raw scans only used out 121

TOTAL PEAK HOUR TRAFFIC: 772



STANFORD UNIVERSITY PARKING COUNTS

PM COUNT TIME

FROM: 4:00 PM
TO: 6:00 PM

DATE COUNTED

October 8, 2021

DAY OF THE WEEK

Friday

PEAK HOUR

FROM: 4:00 PM
TO: 5:00 PM

WEATHER

Partly Cloudy

TIME		COUNT LOCATION															
		PS-1		PS-5		PS-9 / L-1		ARB / CHILD CARE / L-01A		L-2 / CAM		L-3		L-9		L-17	
FROM:	TO:	IN	OUT	IN	OUT	IN	OUT	IN	OUT	IN	OUT	IN	OUT	IN	OUT	IN	OUT
4:00 PM	5:00 PM		57		25		99		64		15		19		0		22
4:15 PM	5:15 PM		55		24		84		57		17		18		0		26
4:30 PM	5:30 PM		37		22		80		48		19		18		0		27
4:45 PM	5:45 PM		33		14		71		32		16		17		0		19
5:00 PM	6:00 PM		32		15		63		33		14		15		0		22

TIME		T LOCATION												TOTAL
		L-18		L-20		Museum		Oak/Welch		Roth Way				
FROM:	TO:	IN	OUT	IN	OUT	IN	OUT	IN	OUT	IN	OUT			OUT
4:00 PM	5:00 PM		60	121	40		109		83		78			792
4:15 PM	5:15 PM		67		38									386
4:30 PM	5:30 PM		80		31									362
4:45 PM	5:45 PM		84		33									319
5:00 PM	6:00 PM		82		35		50		82		48			491

raw scans only used out 121

TOTAL PEAK HOUR TRAFFIC: 792



STANFORD UNIVERSITY PARKING COUNTS

AM COUNT TIME
FROM: 7:00 AM
TO: 9:00 AM

DATE COUNTED
 September 27, 2021

DAY OF THE WEEK
 Monday

PEAK HOUR
FROM: 8:00 AM
TO: 9:00 AM

WEATHER
 Cloudy

TIME		COUNT LOCATION															
		PS-1		PS-5		PS-9 / L-1		ARB / CHILD CARE / L-01A		L-2 / CAM		L-3		L-9		L-17	
FROM:	TO:	IN	OUT	IN	OUT	IN	OUT	IN	OUT	IN	OUT	IN	OUT	IN	OUT	IN	OUT
7:00 AM	8:00 AM	158		193		397		17		61		32		4		59	
7:15 AM	8:15 AM	167		204		402		36		73		26		4		79	
7:30 AM	8:30 AM	150		206		373		42		72		23		3		96	
7:45 AM	8:45 AM	129		197		337		64		78		22		3		104	
8:00 AM	9:00 AM	101		205		292		76		70		17		3		112	

TIME		T LOCATION												TOTAL
		L-18		L-20		Museum		Oak/Welch		Roth Way				
FROM:	TO:	IN	OUT	IN	OUT	IN	OUT	IN	OUT	IN	OUT			IN
7:00 AM	8:00 AM	118		143		49		77		36				1344
7:15 AM	8:15 AM	123		150										1264
7:30 AM	8:30 AM	120		149										1234
7:45 AM	8:45 AM	124		143										1201
8:00 AM	9:00 AM	134		137		112		96		84				1439

raw scans only used

TOTAL PEAK HOUR TRAFFIC: 1439



STANFORD UNIVERSITY PARKING COUNTS

AM COUNT TIME
FROM: 7:00 AM
TO: 9:00 AM

DATE COUNTED
 October 12, 2021

DAY OF THE WEEK
 Tuesday

PEAK HOUR
FROM: 7:00 AM
TO: 12:00 AM

WEATHER
 Mostly Cloudy

TIME		COUNT LOCATION															
		PS-1		PS-5		PS-9 / L-1		ARB / CHILD CARE / L-01A		L-2 / CAM		L-3		L-9		L-17	
FROM:	TO:	IN	OUT	IN	OUT	IN	OUT	IN	OUT	IN	OUT	IN	OUT	IN	OUT	IN	OUT
7:00 AM	8:00 AM	177		203		456		20		77		31		5		66	
7:15 AM	8:15 AM	181		213		445		25		74		22		4		74	
7:30 AM	8:30 AM	164		209		395		31		73		17		2		95	
7:45 AM	8:45 AM	152		197		309		37		79		12		4		114	
8:00 AM	9:00 AM	115		214		264		45		77		11		3		124	

TIME		T LOCATION										TOTAL	
		L-18		L-20		Museum		Oak/Welch		Roth Way			
FROM:	TO:	IN	OUT	IN	OUT	IN	OUT	IN	OUT	IN	OUT	IN	
7:00 AM	8:00 AM	126		143		49		77		36			1466
7:15 AM	8:15 AM	127		138									1303
7:30 AM	8:30 AM	126		144									1256
7:45 AM	8:45 AM	137		144									1185
8:00 AM	9:00 AM	119		155		112		96		84			1419

raw scans only used

121
out

TOTAL PEAK HOUR TRAFFIC: 1466



STANFORD UNIVERSITY PARKING COUNTS

AM COUNT TIME
FROM: 7:00 AM
TO: 9:00 AM

DATE COUNTED
 October 13, 2021

DAY OF THE WEEK
 Wednesday

PEAK HOUR
FROM: 8:00 AM
TO: 12:00 AM

WEATHER
 Mostly Cloudy

TIME		COUNT LOCATION															
		PS-1		PS-5		PS-9 / L-1		ARB / CHILD CARE / L-01A		L-2 / CAM		L-3		L-9		L-17	
FROM:	TO:	IN	OUT	IN	OUT	IN	OUT	IN	OUT	IN	OUT	IN	OUT	IN	OUT	IN	OUT
7:00 AM	8:00 AM	182		194		455		17		81		30		4		75	
7:15 AM	8:15 AM	160		196		463		22		78		20		5		75	
7:30 AM	8:30 AM	155		192		406		34		79		22		2		89	
7:45 AM	8:45 AM	142		197		352		42		90		21		2		112	
8:00 AM	9:00 AM	141		195		322		49		86		19		2		120	

TIME		T LOCATION										TOTAL	
		L-18		L-20		Museum		Oak/Welch		Roth Way			
FROM:	TO:	IN	OUT	IN	OUT	IN	OUT	IN	OUT	IN	OUT	IN	
7:00 AM	8:00 AM	115		143		49		77		36			1458
7:15 AM	8:15 AM	118		131									1268
7:30 AM	8:30 AM	115		132									1226
7:45 AM	8:45 AM	111		137									1206
8:00 AM	9:00 AM	108		146		112		96		84			1480

raw scans only used

121
out

TOTAL PEAK HOUR TRAFFIC: 1480



STANFORD UNIVERSITY PARKING COUNTS

AM COUNT TIME
FROM: 7:00 AM
TO: 9:00 AM

DATE COUNTED
 October 14, 2021

DAY OF THE WEEK
 Thursday

PEAK HOUR
FROM: 8:00 AM
TO: 12:00 AM

WEATHER
 #N/A

TIME		COUNT LOCATION															
		PS-1		PS-5		PS-9 / L-1		ARB / CHILD CARE / L-01A		L-2 / CAM		L-3		L-9		L-17	
FROM:	TO:	IN	OUT	IN	OUT	IN	OUT	IN	OUT	IN	OUT	IN	OUT	IN	OUT	IN	OUT
7:00 AM	8:00 AM	133		195		423		21		74		21		2		75	
7:15 AM	8:15 AM	135		197		417		25		77		18		2		83	
7:30 AM	8:30 AM	142		195		364		41		76		17		1		90	
7:45 AM	8:45 AM	137		204		315		59		78		19		3		114	
8:00 AM	9:00 AM	129		206		277		63		76		19		4		132	

TIME		T LOCATION												TOTAL	
		L-18		L-20		Museum		Oak/Welch		Roth Way					IN
FROM:	TO:	IN	OUT	IN	OUT	IN	OUT	IN	OUT	IN	OUT				
7:00 AM	8:00 AM	115		143		49		77		36					1364
7:15 AM	8:15 AM	122		137											1213
7:30 AM	8:30 AM	139		137											1202
7:45 AM	8:45 AM	124		143											1196
8:00 AM	9:00 AM	135		151		112		96		84					1484

raw scans only used

121
out

TOTAL PEAK HOUR TRAFFIC: 1484



STANFORD UNIVERSITY PARKING COUNTS

AM COUNT TIME
FROM: 7:00 AM
TO: 9:00 AM

DATE COUNTED
 October 15, 2021

DAY OF THE WEEK
 Friday

PEAK HOUR
FROM: 8:00 AM
TO: 12:00 AM

WEATHER
 #N/A

TIME		COUNT LOCATION															
		PS-1		PS-5		PS-9 / L-1		ARB / CHILD CARE / L-01A		L-2 / CAM		L-3		L-9		L-17	
FROM:	TO:	IN	OUT	IN	OUT	IN	OUT	IN	OUT	IN	OUT	IN	OUT	IN	OUT	IN	OUT
7:00 AM	8:00 AM	106		171		403		13		58		26		5		66	
7:15 AM	8:15 AM	110		175		383		20		65		22		5		68	
7:30 AM	8:30 AM	112		184		378		29		63		17		2		84	
7:45 AM	8:45 AM	134		191		319		41		76		17		1		102	
8:00 AM	9:00 AM	125		196		300		47		77		18		1		109	

TIME		T LOCATION												TOTAL		
		L-18		L-20		Museum		Oak/Welch		Roth Way						
FROM:	TO:	IN	OUT	IN	OUT	IN	OUT	IN	OUT	IN	OUT					IN
7:00 AM	8:00 AM	110		143		49		77		36						1263
7:15 AM	8:15 AM	111		108												1067
7:30 AM	8:30 AM	114		115												1098
7:45 AM	8:45 AM	120		117												1118
8:00 AM	9:00 AM	120		135		112		96		84						1420

raw scans only used

121
out

TOTAL PEAK HOUR TRAFFIC: 1420



STANFORD UNIVERSITY PARKING COUNTS

PM COUNT TIME
FROM: 4:00 PM
TO: 6:00 PM

DATE COUNTED
 September 27, 2021

DAY OF THE WEEK
 Monday

PEAK HOUR
FROM: 4:00 PM
TO: 5:00 PM

WEATHER
 Partly Cloudy

TIME		COUNT LOCATION															
		PS-1		PS-5		PS-9 / L-1		ARB / CHILD CARE / L-01A		L-2 / CAM		L-3		L-9		L-17	
FROM:	TO:	IN	OUT	IN	OUT	IN	OUT	IN	OUT	IN	OUT	IN	OUT	IN	OUT	IN	OUT
4:00 PM	5:00 PM		63		6		90		47		25		15		0		23
4:15 PM	5:15 PM		50		5		83		51		25		20		0		28
4:30 PM	5:30 PM		38		4		77		47		22		21		0		22
4:45 PM	5:45 PM		36		8		76		35		21		19		0		18
5:00 PM	6:00 PM		32		8		62		35		14		18		0		19

TIME		T LOCATION										TOTAL				
		L-18		L-20		Museum		Oak/Welch		Roth Way						
FROM:	TO:	IN	OUT	IN	OUT	IN	OUT	IN	OUT	IN	OUT					OUT
4:00 PM	5:00 PM		53	143	42		109		83		78					777
4:15 PM	5:15 PM		45		44											351
4:30 PM	5:30 PM		45		46											322
4:45 PM	5:45 PM		45		42											300
5:00 PM	6:00 PM		49		36		50		82		48					453

raw scans only used

out 121

TOTAL PEAK HOUR TRAFFIC: 777



STANFORD UNIVERSITY PARKING COUNTS

PM COUNT TIME
FROM: 4:00 PM
TO: 6:00 PM

DATE COUNTED
 October 12, 2021

DAY OF THE WEEK
 Tuesday

PEAK HOUR
FROM: 4:00 PM
TO: 5:00 PM

WEATHER
 Fair

TIME		COUNT LOCATION															
		PS-1		PS-5		PS-9 / L-1		ARB / CHILD CARE / L-01A		L-2 / CAM		L-3		L-9		L-17	
FROM:	TO:	IN	OUT	IN	OUT	IN	OUT	IN	OUT	IN	OUT	IN	OUT	IN	OUT	IN	OUT
4:00 PM	5:00 PM		62		14		92		66		27		17		1		17
4:15 PM	5:15 PM		58		13		90		59		22		17		1		13
4:30 PM	5:30 PM		47		11		98		52		19		13		1		11
4:45 PM	5:45 PM		46		13		89		38		17		16		1		15
5:00 PM	6:00 PM		46		13		73		27		9		15		0		19

TIME		T LOCATION										TOTAL
		L-18		L-20		Museum		Oak/Welch		Roth Way		
FROM:	TO:	IN	OUT	IN	OUT	IN	OUT	IN	OUT	IN	OUT	OUT
4:00 PM	5:00 PM		49	143	46		109		83		78	804
4:15 PM	5:15 PM		52		42							367
4:30 PM	5:30 PM		61		41							354
4:45 PM	5:45 PM		73		41							349
5:00 PM	6:00 PM		66		41		50		82		48	489

raw scans only used

out 121

TOTAL PEAK HOUR TRAFFIC: 804



STANFORD UNIVERSITY PARKING COUNTS

PM COUNT TIME
FROM: 4:00 PM
TO: 6:00 PM

DATE COUNTED
 October 13, 2021

DAY OF THE WEEK
 Wednesday

PEAK HOUR
FROM: 4:00 PM
TO: 5:00 PM

WEATHER
 Partly Cloudy

TIME		COUNT LOCATION															
		PS-1		PS-5		PS-9 / L-1		ARB / CHILD CARE / L-01A		L-2 / CAM		L-3		L-9		L-17	
FROM:	TO:	IN	OUT	IN	OUT	IN	OUT	IN	OUT	IN	OUT	IN	OUT	IN	OUT	IN	OUT
4:00 PM	5:00 PM		70		12		108		55		21		25		0		27
4:15 PM	5:15 PM		62		12		101		55		22		29		0		27
4:30 PM	5:30 PM		48		15		98		45		18		20		0		19
4:45 PM	5:45 PM		43		18		86		35		18		23		0		17
5:00 PM	6:00 PM		45		20		76		37		20		19		0		17

TIME		T LOCATION										TOTAL	
		L-18		L-20		Museum		Oak/Welch		Roth Way			
FROM:	TO:	IN	OUT	IN	OUT	IN	OUT	IN	OUT	IN	OUT	OUT	
4:00 PM	5:00 PM		52	143	34		109		83		78		817
4:15 PM	5:15 PM		57		31								396
4:30 PM	5:30 PM		68		40								371
4:45 PM	5:45 PM		69		48								357
5:00 PM	6:00 PM		59		50		50		82		48		523

raw scans only used

out 121

TOTAL PEAK HOUR TRAFFIC: 817



STANFORD UNIVERSITY PARKING COUNTS

PM COUNT TIME
FROM: 4:00 PM
TO: 6:00 PM

DATE COUNTED
 October 14, 2021

DAY OF THE WEEK
 Thursday

PEAK HOUR
FROM: 4:00 PM
TO: 5:00 PM

WEATHER
 Fair

TIME		COUNT LOCATION															
		PS-1		PS-5		PS-9 / L-1		ARB / CHILD CARE / L-01A		L-2 / CAM		L-3		L-9		L-17	
FROM:	TO:	IN	OUT	IN	OUT	IN	OUT	IN	OUT	IN	OUT	IN	OUT	IN	OUT	IN	OUT
4:00 PM	5:00 PM		64		9		55		50		25		22		0		13
4:15 PM	5:15 PM		55		15		62		50		27		23		0		22
4:30 PM	5:30 PM		54		16		76		45		26		25		0		26
4:45 PM	5:45 PM		48		19		73		32		28		23		0		29
5:00 PM	6:00 PM		60		20		72		30		24		21		0		32

TIME		T LOCATION										TOTAL
		L-18		L-20		Museum		Oak/Welch		Roth Way		
FROM:	TO:	IN	OUT	IN	OUT	IN	OUT	IN	OUT	IN	OUT	OUT
4:00 PM	5:00 PM		44	143	33		109		83		78	728
4:15 PM	5:15 PM		47		37							338
4:30 PM	5:30 PM		48		34							350
4:45 PM	5:45 PM		47		41							340
5:00 PM	6:00 PM		56		44		50		82		48	539

raw scans only used

out 121

TOTAL PEAK HOUR TRAFFIC: 728



STANFORD UNIVERSITY PARKING COUNTS

<u>PM COUNT TIME</u>	<u>DATE COUNTED</u>	<u>DAY OF THE WEEK</u>	<u>PEAK HOUR</u>	<u>WEATHER</u>
FROM: 4:00 PM TO: 6:00 PM	October 15, 2021	Friday	FROM: 4:00 PM TO: 5:00 PM	Fair

TIME		COUNT LOCATION																
		PS-1		PS-5		PS-9 / L-1		ARB / CHILD CARE / L-01A		L-2 / CAM		L-3		L-9		L-17		
		IN	OUT	IN	OUT	IN	OUT	IN	OUT	IN	OUT	IN	OUT	IN	OUT	IN	OUT	
FROM:	TO:																	
4:00 PM	5:00 PM		62		21		80		54		21		14		1		24	
4:15 PM	5:15 PM		64		25		75		48		24		22		0		25	
4:30 PM	5:30 PM		54		24		64		39		26		24		0		23	
4:45 PM	5:45 PM		47		19		65		28		20		28		0		21	
5:00 PM	6:00 PM		43		16		66		26		20		29		0		19	

TIME		T LOCATION										TOTAL	
		L-18		L-20		Museum		Oak/Welch		Roth Way			
FROM:	TO:	IN	OUT	IN	OUT	IN	OUT	IN	OUT	IN	OUT	OUT	
4:00 PM	5:00 PM		56	143	38		109		83		78		784
4:15 PM	5:15 PM		56		36								375
4:30 PM	5:30 PM		67		37								358
4:45 PM	5:45 PM		69		37								334
5:00 PM	6:00 PM		70		36		50		82		48		505

raw scans only used

out 121

TOTAL PEAK HOUR TRAFFIC: 784



STANFORD UNIVERSITY PARKING COUNTS

AM COUNT TIME

FROM: 7:00 AM
TO: 9:00 AM

DATE COUNTED

September 27, 2021

DAY OF THE WEEK

Monday

PEAK HOUR

FROM: 8:00 AM
TO: 9:00 AM

WEATHER

Cloudy

TIME		COUNT LOCATION															
		PS-1		PS-5		PS-9 / L-1		ARB / CHILD CARE / L-01A		L-2 / CAM		L-3		L-9		L-17	
FROM:	TO:	IN	OUT	IN	OUT	IN	OUT	IN	OUT	IN	OUT	IN	OUT	IN	OUT	IN	OUT
7:00 AM	8:00 AM	173		207		373		19		81		34		4		66	
7:15 AM	8:15 AM	154		185		381		24		82		35		4		77	
7:30 AM	8:30 AM	147		187		346		27		77		27		1		84	
7:45 AM	8:45 AM	145		186		307		40		73		18		2		109	
8:00 AM	9:00 AM	128		194		260		47		63		21		2		127	

TIME		T LOCATION										TOTAL	
		L-18		L-20		Museum		Oak/Welch		Roth Way			
FROM:	TO:	IN	OUT	IN	OUT	IN	OUT	IN	OUT	IN	OUT	IN	
7:00 AM	8:00 AM	135		121		49		77		36			1375
7:15 AM	8:15 AM	120		125									1187
7:30 AM	8:30 AM	117		132									1145
7:45 AM	8:45 AM	104		136									1120
8:00 AM	9:00 AM	117		152		112		96		84			1403

raw scans only used

TOTAL PEAK HOUR TRAFFIC: 1403



STANFORD UNIVERSITY PARKING COUNTS

AM COUNT TIME
FROM: 7:00 AM
TO: 9:00 AM

DATE COUNTED
 October 19, 2021

DAY OF THE WEEK
 Tuesday

PEAK HOUR
FROM: 8:00 AM
TO: 12:00 AM

WEATHER
 Mostly Cloudy

TIME		COUNT LOCATION															
		PS-1		PS-5		PS-9 / L-1		ARB / CHILD CARE / L-01A		L-2 / CAM		L-3		L-9		L-17	
FROM:	TO:	IN	OUT	IN	OUT	IN	OUT	IN	OUT	IN	OUT	IN	OUT	IN	OUT	IN	OUT
7:00 AM	8:00 AM	154		214		417		13		70		26		2		80	
7:15 AM	8:15 AM	137		208		404		24		71		21		2		95	
7:30 AM	8:30 AM	132		207		349		35		75		19		2		111	
7:45 AM	8:45 AM	138		208		326		44		84		20		3		126	
8:00 AM	9:00 AM	136		201		314		53		95		20		3		129	

TIME		T LOCATION												TOTAL		
		L-18		L-20		Museum		Oak/Welch		Roth Way						
FROM:	TO:	IN	OUT	IN	OUT	IN	OUT	IN	OUT	IN	OUT					IN
7:00 AM	8:00 AM	117		121		49		77		36						1376
7:15 AM	8:15 AM	115		152												1229
7:30 AM	8:30 AM	120		154												1204
7:45 AM	8:45 AM	111		159												1219
8:00 AM	9:00 AM	113		172		112		96		84						1528

raw scans only used 121 out

TOTAL PEAK HOUR TRAFFIC: 1528



STANFORD UNIVERSITY PARKING COUNTS

AM COUNT TIME
FROM: 7:00 AM
TO: 9:00 AM

DATE COUNTED
 October 20, 2021

DAY OF THE WEEK
 Wednesday

PEAK HOUR
FROM: 8:00 AM
TO: 12:00 AM

WEATHER
 Mostly Cloudy

TIME		COUNT LOCATION															
		PS-1		PS-5		PS-9 / L-1		ARB / CHILD CARE / L-01A		L-2 / CAM		L-3		L-9		L-17	
FROM:	TO:	IN	OUT	IN	OUT	IN	OUT	IN	OUT	IN	OUT	IN	OUT	IN	OUT	IN	OUT
7:00 AM	8:00 AM	154		201		442		17		75		23		3		60	
7:15 AM	8:15 AM	143		208		419		27		76		13		3		76	
7:30 AM	8:30 AM	124		213		394		31		75		10		1		86	
7:45 AM	8:45 AM	132		202		358		44		66		10		2		122	
8:00 AM	9:00 AM	130		199		318		49		77		10		3		133	

TIME		T LOCATION												TOTAL		
		L-18		L-20		Museum		Oak/Welch		Roth Way						
FROM:	TO:	IN	OUT	IN	OUT	IN	OUT	IN	OUT	IN	OUT					IN
7:00 AM	8:00 AM	120		121		49		77		36						1378
7:15 AM	8:15 AM	121		144												1230
7:30 AM	8:30 AM	121		140												1195
7:45 AM	8:45 AM	125		133												1194
8:00 AM	9:00 AM	130		152		112		96		84						1493

raw scans only used

121
out

TOTAL PEAK HOUR TRAFFIC: 1493



STANFORD UNIVERSITY PARKING COUNTS

AM COUNT TIME
FROM: 7:00 AM
TO: 9:00 AM

DATE COUNTED
 October 21, 2021

DAY OF THE WEEK
 Thursday

PEAK HOUR
FROM: 8:00 AM
TO: 12:00 AM

WEATHER
 #N/A

TIME		COUNT LOCATION															
		PS-1		PS-5		PS-9 / L-1		ARB / CHILD CARE / L-01A		L-2 / CAM		L-3		L-9		L-17	
FROM:	TO:	IN	OUT	IN	OUT	IN	OUT	IN	OUT	IN	OUT	IN	OUT	IN	OUT	IN	OUT
7:00 AM	8:00 AM	144		222		402		15		54		23		1		63	
7:15 AM	8:15 AM	113		202		397		23		70		18		2		76	
7:30 AM	8:30 AM	113		200		355		34		74		19		1		96	
7:45 AM	8:45 AM	124		192		317		45		75		12		3		124	
8:00 AM	9:00 AM	138		188		275		52		75		11		4		148	

TIME		T LOCATION												TOTAL		
		L-18		L-20		Museum		Oak/Welch		Roth Way						
FROM:	TO:	IN	OUT	IN	OUT	IN	OUT	IN	OUT	IN	OUT					IN
7:00 AM	8:00 AM	114		121		49		77		36						1321
7:15 AM	8:15 AM	111		141												1153
7:30 AM	8:30 AM	108		154												1154
7:45 AM	8:45 AM	109		166												1167
8:00 AM	9:00 AM	136		174		112		96		84						1493

raw scans only used

121
out

TOTAL PEAK HOUR TRAFFIC: 1493



STANFORD UNIVERSITY PARKING COUNTS

AM COUNT TIME	DATE COUNTED	DAY OF THE WEEK	PEAK HOUR	WEATHER
FROM: 7:00 AM TO: 9:00 AM	October 22, 2021	Friday	FROM: 8:00 AM TO: 12:00 AM	#N/A

TIME		COUNT LOCATION															
		PS-1		PS-5		PS-9 / L-1		ARB / CHILD CARE / L-01A		L-2 / CAM		L-3		L-9		L-17	
FROM:	TO:	IN	OUT	IN	OUT	IN	OUT	IN	OUT	IN	OUT	IN	OUT	IN	OUT	IN	OUT
7:00 AM	8:00 AM	149		174		377		13		65		19		4		64	
7:15 AM	8:15 AM	140		177		354		21		78		20		2		64	
7:30 AM	8:30 AM	131		183		329		30		77		26		3		77	
7:45 AM	8:45 AM	120		168		292		40		67		21		5		100	
8:00 AM	9:00 AM	99		169		244		47		73		21		4		119	

TIME		T LOCATION												TOTAL		
		L-18		L-20		Museum		Oak/Welch		Roth Way						
FROM:	TO:	IN	OUT	IN	OUT	IN	OUT	IN	OUT	IN	OUT					IN
7:00 AM	8:00 AM	118		121		49		77		36						1266
7:15 AM	8:15 AM	118		111												1085
7:30 AM	8:30 AM	119		111												1086
7:45 AM	8:45 AM	112		118												1043
8:00 AM	9:00 AM	105		136		112		96		84						1309

raw scans only used 121 out

TOTAL PEAK HOUR TRAFFIC: 1309



STANFORD UNIVERSITY PARKING COUNTS

PM COUNT TIME
FROM: 4:00 PM
TO: 6:00 PM

DATE COUNTED
 September 27, 2021

DAY OF THE WEEK
 Monday

PEAK HOUR
FROM: 4:00 PM
TO: 5:00 PM

WEATHER
 Partly Cloudy

TIME		COUNT LOCATION															
		PS-1		PS-5		PS-9 / L-1		ARB / CHILD CARE / L-01A		L-2 / CAM		L-3		L-9		L-17	
FROM:	TO:	IN	OUT	IN	OUT	IN	OUT	IN	OUT	IN	OUT	IN	OUT	IN	OUT	IN	OUT
4:00 PM	5:00 PM		42		10		100		59		29		20		0		18
4:15 PM	5:15 PM		43		13		83		68		27		19		0		15
4:30 PM	5:30 PM		41		11		86		53		27		22		0		8
4:45 PM	5:45 PM		44		15		84		40		27		26		0		8
5:00 PM	6:00 PM		58		14		84		32		24		23		0		10

TIME		T LOCATION										TOTAL	
		L-18		L-20		Museum		Oak/Welch		Roth Way			
FROM:	TO:	IN	OUT	IN	OUT	IN	OUT	IN	OUT	IN	OUT	OUT	
4:00 PM	5:00 PM		53	121	41		109		83		78		763
4:15 PM	5:15 PM		47		44								359
4:30 PM	5:30 PM		46		47								341
4:45 PM	5:45 PM		46		51								341
5:00 PM	6:00 PM		40		49		50		82		48		514

raw scans only used

out 121

TOTAL PEAK HOUR TRAFFIC: 763



STANFORD UNIVERSITY PARKING COUNTS

PM COUNT TIME

FROM: 4:00 PM
TO: 6:00 PM

DATE COUNTED

October 19, 2021

DAY OF THE WEEK

Tuesday

PEAK HOUR

FROM: 4:00 PM
TO: 5:00 PM

WEATHER

Mostly Cloudy

TIME		COUNT LOCATION															
		PS-1		PS-5		PS-9 / L-1		ARB / CHILD CARE / L-01A		L-2 / CAM		L-3		L-9		L-17	
FROM:	TO:	IN	OUT	IN	OUT	IN	OUT	IN	OUT	IN	OUT	IN	OUT	IN	OUT	IN	OUT
4:00 PM	5:00 PM		64		19		106		62		25		27		0		25
4:15 PM	5:15 PM		63		19		96		52		22		26		0		25
4:30 PM	5:30 PM		44		22		83		50		17		25		0		23
4:45 PM	5:45 PM		46		19		78		49		18		32		0		23
5:00 PM	6:00 PM		37		15		68		40		16		27		0		24

TIME		T LOCATION												TOTAL
		L-18		L-20		Museum		Oak/Welch		Roth Way				
FROM:	TO:	IN	OUT	IN	OUT	IN	OUT	IN	OUT	IN	OUT			OUT
4:00 PM	5:00 PM		57	121	39		109		83		78			815
4:15 PM	5:15 PM		59		40									402
4:30 PM	5:30 PM		68		40									372
4:45 PM	5:45 PM		65		42									372
5:00 PM	6:00 PM		57		47		50		82		48			511

raw scans only used out 121

TOTAL PEAK HOUR TRAFFIC: 815



STANFORD UNIVERSITY PARKING COUNTS

PM COUNT TIME	DATE COUNTED	DAY OF THE WEEK	PEAK HOUR	WEATHER
FROM: 4:00 PM	October 20, 2021	Wednesday	FROM: 4:00 PM	Cloudy
TO: 6:00 PM			TO: 5:00 PM	

TIME		COUNT LOCATION															
		PS-1		PS-5		PS-9 / L-1		ARB / CHILD CARE / L-01A		L-2 / CAM		L-3		L-9		L-17	
FROM:	TO:	IN	OUT	IN	OUT	IN	OUT	IN	OUT	IN	OUT	IN	OUT	IN	OUT	IN	OUT
4:00 PM	5:00 PM		47		13		115		47		20		13		0		19
4:15 PM	5:15 PM		53		15		98		49		16		15		0		22
4:30 PM	5:30 PM		42		18		92		45		20		15		0		14
4:45 PM	5:45 PM		38		19		76		47		19		20		0		15
5:00 PM	6:00 PM		46		17		72		42		16		17		0		17

TIME		T LOCATION												TOTAL
		L-18		L-20		Museum		Oak/Welch		Roth Way				
FROM:	TO:	IN	OUT	IN	OUT	IN	OUT	IN	OUT	IN	OUT			OUT
4:00 PM	5:00 PM		73	121	37		109		83		78			775
4:15 PM	5:15 PM		62		37									367
4:30 PM	5:30 PM		57		40									343
4:45 PM	5:45 PM		57		44									335
5:00 PM	6:00 PM		56		44		50		82		48			507

raw scans only used
out
121

TOTAL PEAK HOUR TRAFFIC: 775



STANFORD UNIVERSITY PARKING COUNTS

PM COUNT TIME

FROM: 4:00 PM
TO: 6:00 PM

DATE COUNTED

October 21, 2021

DAY OF THE WEEK

Thursday

PEAK HOUR

FROM: 4:00 PM
TO: 5:00 PM

WEATHER

Mostly Cloudy

TIME		COUNT LOCATION															
		PS-1		PS-5		PS-9 / L-1		ARB / CHILD CARE / L-01A		L-2 / CAM		L-3		L-9		L-17	
FROM:	TO:	IN	OUT	IN	OUT	IN	OUT	IN	OUT	IN	OUT	IN	OUT	IN	OUT	IN	OUT
4:00 PM	5:00 PM		81		9		84		50		26		25		0		19
4:15 PM	5:15 PM		55		15		79		51		27		23		0		19
4:30 PM	5:30 PM		48		16		71		45		31		20		0		19
4:45 PM	5:45 PM		45		20		57		42		31		25		0		20
5:00 PM	6:00 PM		43		18		45		37		22		25		0		25

TIME		T LOCATION												TOTAL
		L-18		L-20		Museum		Oak/Welch		Roth Way				
FROM:	TO:	IN	OUT	IN	OUT	IN	OUT	IN	OUT	IN	OUT			OUT
4:00 PM	5:00 PM		69	121	36		109		83		78			790
4:15 PM	5:15 PM		77		38									384
4:30 PM	5:30 PM		74		38									362
4:45 PM	5:45 PM		75		41									356
5:00 PM	6:00 PM		70		38		50		82		48			503

raw scans only used out 121

TOTAL PEAK HOUR TRAFFIC: 790



STANFORD UNIVERSITY PARKING COUNTS

PM COUNT TIME

FROM: 4:00 PM
TO: 6:00 PM

DATE COUNTED

October 22, 2021

DAY OF THE WEEK

Friday

PEAK HOUR

FROM: 4:00 PM
TO: 5:00 PM

WEATHER

Mostly Cloudy

TIME		COUNT LOCATION															
		PS-1		PS-5		PS-9 / L-1		ARB / CHILD CARE / L-01A		L-2 / CAM		L-3		L-9		L-17	
		IN	OUT	IN	OUT	IN	OUT	IN	OUT	IN	OUT	IN	OUT	IN	OUT	IN	OUT
FROM:	TO:																
4:00 PM	5:00 PM		66		15		98		52		13		19		0		23
4:15 PM	5:15 PM		48		19		88		57		18		23		0		26
4:30 PM	5:30 PM		41		17		86		45		16		24		0		18
4:45 PM	5:45 PM		36		19		76		37		16		27		0		19
5:00 PM	6:00 PM		35		15		68		33		16		27		0		20

TIME		T LOCATION												TOTAL
		L-18		L-20		Museum		Oak/Welch		Roth Way				
FROM:	TO:	IN	OUT	IN	OUT	IN	OUT	IN	OUT	IN	OUT			OUT
4:00 PM	5:00 PM		53	121	40		109		83		78			770
4:15 PM	5:15 PM		55		37									371
4:30 PM	5:30 PM		60		32									339
4:45 PM	5:45 PM		74		35									339
5:00 PM	6:00 PM		67		37		50		82		48			498

raw scans only used out 121

TOTAL PEAK HOUR TRAFFIC: 770



STANFORD UNIVERSITY PARKING COUNTS

AM COUNT TIME

FROM: 7:00 AM
TO: 9:00 AM

DATE COUNTED

September 27, 2021

DAY OF THE WEEK

Monday

PEAK HOUR

FROM: 8:00 AM
TO: 9:00 AM

WEATHER

Cloudy

TIME		COUNT LOCATION															
		PS-1		PS-5		PS-9 / L-1		ARB / CHILD CARE / L-01A		L-2 / CAM		L-3		L-9		L-17	
FROM:	TO:	IN	OUT	IN	OUT	IN	OUT	IN	OUT	IN	OUT	IN	OUT	IN	OUT	IN	OUT
7:00 AM	8:00 AM	162		191		454		22		65		31		5		55	
7:15 AM	8:15 AM	168		188		439		34		72		26		5		75	
7:30 AM	8:30 AM	162		172		396		38		74		18		4		97	
7:45 AM	8:45 AM	153		167		345		46		78		15		3		117	
8:00 AM	9:00 AM	156		180		272		60		67		16		4		126	

TIME		T LOCATION										TOTAL				
		L-18		L-20		Museum		Oak/Welch		Roth Way						
FROM:	TO:	IN	OUT	IN	OUT	IN	OUT	IN	OUT	IN	OUT					IN
7:00 AM	8:00 AM	127		119		49		77		36						1393
7:15 AM	8:15 AM	128		133												1268
7:30 AM	8:30 AM	120		140												1221
7:45 AM	8:45 AM	111		135												1170
8:00 AM	9:00 AM	117		148		112		96		84						1438

raw scans only used

TOTAL PEAK HOUR TRAFFIC: 1438



STANFORD UNIVERSITY PARKING COUNTS

AM COUNT TIME
FROM: 7:00 AM
TO: 9:00 AM

DATE COUNTED
 October 26, 2021

DAY OF THE WEEK
 Tuesday

PEAK HOUR
FROM: 8:00 AM
TO: 12:00 AM

WEATHER
 Mostly Cloudy

TIME		COUNT LOCATION															
		PS-1		PS-5		PS-9 / L-1		ARB / CHILD CARE / L-01A		L-2 / CAM		L-3		L-9		L-17	
FROM:	TO:	IN	OUT	IN	OUT	IN	OUT	IN	OUT	IN	OUT	IN	OUT	IN	OUT	IN	OUT
7:00 AM	8:00 AM	157		214		441		24		83		28		5		68	
7:15 AM	8:15 AM	151		222		431		30		84		29		4		83	
7:30 AM	8:30 AM	158		234		381		41		89		25		3		108	
7:45 AM	8:45 AM	150		232		351		51		86		18		4		128	
8:00 AM	9:00 AM	151		227		318		62		77		16		3		149	

TIME		T LOCATION										TOTAL				
		L-18		L-20		Museum		Oak/Welch		Roth Way						
FROM:	TO:	IN	OUT	IN	OUT	IN	OUT	IN	OUT	IN	OUT					IN
7:00 AM	8:00 AM	127		119		49		77		36						1428
7:15 AM	8:15 AM	137		129												1300
7:30 AM	8:30 AM	131		137												1307
7:45 AM	8:45 AM	124		127												1271
8:00 AM	9:00 AM	121		139		112		96		84						1555

raw scans only used

121
out

TOTAL PEAK HOUR TRAFFIC: 1555



STANFORD UNIVERSITY PARKING COUNTS

AM COUNT TIME
FROM: 7:00 AM
TO: 9:00 AM

DATE COUNTED
 October 27, 2021

DAY OF THE WEEK
 Wednesday

PEAK HOUR
FROM: 8:00 AM
TO: 12:00 AM

WEATHER
 Mostly Cloudy

TIME		COUNT LOCATION															
		PS-1		PS-5		PS-9 / L-1		ARB / CHILD CARE / L-01A		L-2 / CAM		L-3		L-9		L-17	
FROM:	TO:	IN	OUT	IN	OUT	IN	OUT	IN	OUT	IN	OUT	IN	OUT	IN	OUT	IN	OUT
7:00 AM	8:00 AM	154		187		442		16		89		22		4		64	
7:15 AM	8:15 AM	144		196		459		24		86		22		5		65	
7:30 AM	8:30 AM	131		222		405		29		73		16		3		79	
7:45 AM	8:45 AM	132		225		362		48		65		13		3		98	
8:00 AM	9:00 AM	117		225		324		62		63		13		3		124	

TIME		T LOCATION												TOTAL		
		L-18		L-20		Museum		Oak/Welch		Roth Way						
FROM:	TO:	IN	OUT	IN	OUT	IN	OUT	IN	OUT	IN	OUT					IN
7:00 AM	8:00 AM	101		119		49		77		36						1360
7:15 AM	8:15 AM	97		129												1227
7:30 AM	8:30 AM	108		127												1193
7:45 AM	8:45 AM	115		118												1179
8:00 AM	9:00 AM	123		137		112		96		84						1483

raw scans only used 121 out

TOTAL PEAK HOUR TRAFFIC: 1483



STANFORD UNIVERSITY PARKING COUNTS

AM COUNT TIME	DATE COUNTED	DAY OF THE WEEK	PEAK HOUR	WEATHER
FROM: 7:00 AM TO: 9:00 AM	October 28, 2021	Thursday	FROM: 8:00 AM TO: 12:00 AM	#N/A

TIME		COUNT LOCATION															
		PS-1		PS-5		PS-9 / L-1		ARB / CHILD CARE / L-01A		L-2 / CAM		L-3		L-9		L-17	
FROM:	TO:	IN	OUT	IN	OUT	IN	OUT	IN	OUT	IN	OUT	IN	OUT	IN	OUT	IN	OUT
7:00 AM	8:00 AM	158		224		427		15		62		26		2		64	
7:15 AM	8:15 AM	135		204		435		28		69		23		3		78	
7:30 AM	8:30 AM	138		210		382		40		69		18		2		99	
7:45 AM	8:45 AM	134		187		338		54		76		23		4		117	
8:00 AM	9:00 AM	135		197		310		57		83		22		4		125	

TIME		T LOCATION												TOTAL		
		L-18		L-20		Museum		Oak/Welch		Roth Way						
FROM:	TO:	IN	OUT	IN	OUT	IN	OUT	IN	OUT	IN	OUT					IN
7:00 AM	8:00 AM	103		119		49		77		36						1362
7:15 AM	8:15 AM	113		126												1214
7:30 AM	8:30 AM	117		140												1215
7:45 AM	8:45 AM	123		133												1189
8:00 AM	9:00 AM	130		156		112		96		84						1511

raw scans only used

121
out

TOTAL PEAK HOUR TRAFFIC: 1511



STANFORD UNIVERSITY PARKING COUNTS

AM COUNT TIME

FROM: 7:00 AM
TO: 9:00 AM

DATE COUNTED

October 29, 2021

DAY OF THE WEEK

Friday

PEAK HOUR

FROM: 8:00 AM
TO: 12:00 AM

WEATHER

#N/A

TIME		COUNT LOCATION															
		PS-1		PS-5		PS-9 / L-1		ARB / CHILD CARE / L-01A		L-2 / CAM		L-3		L-9		L-17	
FROM:	TO:	IN	OUT	IN	OUT	IN	OUT	IN	OUT	IN	OUT	IN	OUT	IN	OUT	IN	OUT
7:00 AM	8:00 AM	106		160		418		21		53		27		4		64	
7:15 AM	8:15 AM	110		163		418		22		56		19		3		73	
7:30 AM	8:30 AM	115		170		377		31		67		17		3		83	
7:45 AM	8:45 AM	125		167		327		46		65		8		4		106	
8:00 AM	9:00 AM	134		160		304		54		62		13		3		118	

TIME		T LOCATION												TOTAL		
		L-18		L-20		Museum		Oak/Welch		Roth Way						
FROM:	TO:	IN	OUT	IN	OUT	IN	OUT	IN	OUT	IN	OUT					IN
7:00 AM	8:00 AM	106		119		49		77		36						1240
7:15 AM	8:15 AM	110		104												1078
7:30 AM	8:30 AM	123		104												1090
7:45 AM	8:45 AM	122		112												1082
8:00 AM	9:00 AM	138		115		112		96		84						1393

raw scans only used

121
out

TOTAL PEAK HOUR TRAFFIC: 1393



STANFORD UNIVERSITY PARKING COUNTS

PM COUNT TIME
FROM: 4:00 PM
TO: 6:00 PM

DATE COUNTED
 September 27, 2021

DAY OF THE WEEK
 Monday

PEAK HOUR
FROM: 4:00 PM
TO: 5:00 PM

WEATHER
 Partly Cloudy

TIME		COUNT LOCATION															
		PS-1		PS-5		PS-9 / L-1		ARB / CHILD CARE / L-01A		L-2 / CAM		L-3		L-9		L-17	
FROM:	TO:	IN	OUT	IN	OUT	IN	OUT	IN	OUT	IN	OUT	IN	OUT	IN	OUT	IN	OUT
4:00 PM	5:00 PM		52		6		85		58		25		22		0		27
4:15 PM	5:15 PM		46		7		76		60		24		23		0		30
4:30 PM	5:30 PM		53		10		72		51		25		19		0		25
4:45 PM	5:45 PM		55		12		71		41		19		13		0		18
5:00 PM	6:00 PM		52		13		68		38		15		13		0		20

TIME		T LOCATION										TOTAL
		L-18		L-20		Museum		Oak/Welch		Roth Way		
FROM:	TO:	IN	OUT	IN	OUT	IN	OUT	IN	OUT	IN	OUT	OUT
4:00 PM	5:00 PM		55	119	47		109		83		78	766
4:15 PM	5:15 PM		49		51							366
4:30 PM	5:30 PM		55		56							366
4:45 PM	5:45 PM		54		56							339
5:00 PM	6:00 PM		47		48		50		82		48	494

raw scans only used out 121

TOTAL PEAK HOUR TRAFFIC: 766



STANFORD UNIVERSITY PARKING COUNTS

PM COUNT TIME

FROM: 4:00 PM
TO: 6:00 PM

DATE COUNTED

October 26, 2021

DAY OF THE WEEK

Tuesday

PEAK HOUR

FROM: 4:00 PM
TO: 5:00 PM

WEATHER

Mostly Cloudy

TIME		COUNT LOCATION															
		PS-1		PS-5		PS-9 / L-1		ARB / CHILD CARE / L-01A		L-2 / CAM		L-3		L-9		L-17	
FROM:	TO:	IN	OUT	IN	OUT	IN	OUT	IN	OUT	IN	OUT	IN	OUT	IN	OUT	IN	OUT
4:00 PM	5:00 PM		61		17		95		56		17		18		1		27
4:15 PM	5:15 PM		51		14		97		64		16		18		0		26
4:30 PM	5:30 PM		44		17		102		55		21		17		0		22
4:45 PM	5:45 PM		41		15		94		45		21		16		0		21
5:00 PM	6:00 PM		44		12		90		37		19		17		0		24

TIME		T LOCATION												TOTAL
		L-18		L-20		Museum		Oak/Welch		Roth Way				
FROM:	TO:	IN	OUT	IN	OUT	IN	OUT	IN	OUT	IN	OUT			OUT
4:00 PM	5:00 PM		60	119	50		109		83		78			791
4:15 PM	5:15 PM		63		57									406
4:30 PM	5:30 PM		57		56									391
4:45 PM	5:45 PM		61		66									380
5:00 PM	6:00 PM		61		59		50		82		48			543
raw scans only used												out	121	

TOTAL PEAK HOUR TRAFFIC: 791



STANFORD UNIVERSITY PARKING COUNTS

PM COUNT TIME

FROM: 4:00 PM
TO: 6:00 PM

DATE COUNTED

October 27, 2021

DAY OF THE WEEK

Wednesday

PEAK HOUR

FROM: 4:00 PM
TO: 5:00 PM

WEATHER

Fair

TIME		COUNT LOCATION															
		PS-1		PS-5		PS-9 / L-1		ARB / CHILD CARE / L-01A		L-2 / CAM		L-3		L-9		L-17	
FROM:	TO:	IN	OUT	IN	OUT	IN	OUT	IN	OUT	IN	OUT	IN	OUT	IN	OUT	IN	OUT
4:00 PM	5:00 PM		61		10		120		61		32		26		0		27
4:15 PM	5:15 PM		48		9		112		59		32		25		0		23
4:30 PM	5:30 PM		37		13		103		52		28		24		0		17
4:45 PM	5:45 PM		33		16		94		45		28		25		0		14
5:00 PM	6:00 PM		35		20		84		37		19		20		0		18

TIME		T LOCATION												TOTAL
		L-18		L-20		Museum		Oak/Welch		Roth Way				
FROM:	TO:	IN	OUT	IN	OUT	IN	OUT	IN	OUT	IN	OUT			OUT
4:00 PM	5:00 PM		50	119	37		109		83		78			813
4:15 PM	5:15 PM		47		37									392
4:30 PM	5:30 PM		55		53									382
4:45 PM	5:45 PM		61		62									378
5:00 PM	6:00 PM		68		67		50		82		48			548

raw scans only used

out 121

TOTAL PEAK HOUR TRAFFIC: 813



STANFORD UNIVERSITY PARKING COUNTS

PM COUNT TIME

FROM: 4:00 PM
TO: 6:00 PM

DATE COUNTED

October 28, 2021

DAY OF THE WEEK

Thursday

PEAK HOUR

FROM: 4:00 PM
TO: 5:00 PM

WEATHER

Fair

TIME		COUNT LOCATION															
		PS-1		PS-5		PS-9 / L-1		ARB / CHILD CARE / L-01A		L-2 / CAM		L-3		L-9		L-17	
FROM:	TO:	IN	OUT	IN	OUT	IN	OUT	IN	OUT	IN	OUT	IN	OUT	IN	OUT	IN	OUT
4:00 PM	5:00 PM		80		12		93		41		32		17		0		25
4:15 PM	5:15 PM		70		10		88		44		31		19		0		28
4:30 PM	5:30 PM		75		11		82		39		33		13		0		22
4:45 PM	5:45 PM		73		15		79		35		27		14		0		23
5:00 PM	6:00 PM		62		13		67		31		18		14		0		23

TIME		T LOCATION												TOTAL
		L-18		L-20		Museum		Oak/Welch		Roth Way				
FROM:	TO:	IN	OUT	IN	OUT	IN	OUT	IN	OUT	IN	OUT			OUT
4:00 PM	5:00 PM		62	119	44		109		83		78			795
4:15 PM	5:15 PM		66		46									402
4:30 PM	5:30 PM		67		43									385
4:45 PM	5:45 PM		70		53									389
5:00 PM	6:00 PM		61		56		50		82		48			525

raw scans only used

out 121

TOTAL PEAK HOUR TRAFFIC: 795



STANFORD UNIVERSITY PARKING COUNTS

PM COUNT TIME

FROM: 4:00 PM
TO: 6:00 PM

DATE COUNTED

October 29, 2021

DAY OF THE WEEK

Friday

PEAK HOUR

FROM: 4:00 PM
TO: 5:00 PM

WEATHER

Partly Cloudy

TIME		COUNT LOCATION															
		PS-1		PS-5		PS-9 / L-1		ARB / CHILD CARE / L-01A		L-2 / CAM		L-3		L-9		L-17	
FROM:	TO:	IN	OUT	IN	OUT	IN	OUT	IN	OUT	IN	OUT	IN	OUT	IN	OUT	IN	OUT
4:00 PM	5:00 PM		63		21		84		40		14		25		0		27
4:15 PM	5:15 PM		59		19		86		43		16		23		0		28
4:30 PM	5:30 PM		52		16		81		36		16		23		0		23
4:45 PM	5:45 PM		47		11		75		30		16		21		0		21
5:00 PM	6:00 PM		33		10		72		28		10		16		0		18

TIME		T LOCATION												TOTAL
		L-18		L-20		Museum		Oak/Welch		Roth Way				
FROM:	TO:	IN	OUT	IN	OUT	IN	OUT	IN	OUT	IN	OUT			OUT
4:00 PM	5:00 PM		55	119	46		109		83		78			764
4:15 PM	5:15 PM		57		41									372
4:30 PM	5:30 PM		59		41									347
4:45 PM	5:45 PM		52		48									321
5:00 PM	6:00 PM		52		44		50		82		48			463

raw scans only used out 121

TOTAL PEAK HOUR TRAFFIC: 764



STANFORD UNIVERSITY PARKING COUNTS

AM COUNT TIME

FROM: 7:00 AM
TO: 9:00 AM

DATE COUNTED

September 27, 2021

DAY OF THE WEEK

Monday

PEAK HOUR

FROM: 8:00 AM
TO: 9:00 AM

WEATHER

Cloudy

TIME		COUNT LOCATION															
		PS-1		PS-5		PS-9 / L-1		ARB / CHILD CARE / L-01A		L-2 / CAM		L-3		L-9		L-17	
FROM:	TO:	IN	OUT	IN	OUT	IN	OUT	IN	OUT	IN	OUT	IN	OUT	IN	OUT	IN	OUT
7:00 AM	8:00 AM	152		226		403		26		84		38		5		65	
7:15 AM	8:15 AM	155		226		377		34		87		35		5		83	
7:30 AM	8:30 AM	157		210		356		37		91		27		3		102	
7:45 AM	8:45 AM	153		204		320		54		78		23		2		119	
8:00 AM	9:00 AM	145		188		295		63		77		29		1		121	

TIME		T LOCATION										TOTAL	
		L-18		L-20		Museum		Oak/Welch		Roth Way			
FROM:	TO:	IN	OUT	IN	OUT	IN	OUT	IN	OUT	IN	OUT	IN	
7:00 AM	8:00 AM	144		109		49		77		36			1414
7:15 AM	8:15 AM	135		121									1258
7:30 AM	8:30 AM	122		128									1233
7:45 AM	8:45 AM	118		125									1196
8:00 AM	9:00 AM	116		130		112		96		84			1457

raw scans only used

TOTAL PEAK HOUR TRAFFIC: 1457



STANFORD UNIVERSITY PARKING COUNTS

AM COUNT TIME
FROM: 7:00 AM
TO: 9:00 AM

DATE COUNTED
 November 2, 2021

DAY OF THE WEEK
 Tuesday

PEAK HOUR
FROM: 8:00 AM
TO: 12:00 AM

WEATHER
 Mostly Cloudy

TIME		COUNT LOCATION															
		PS-1		PS-5		PS-9 / L-1		ARB / CHILD CARE / L-01A		L-2 / CAM		L-3		L-9		L-17	
FROM:	TO:	IN	OUT	IN	OUT	IN	OUT	IN	OUT	IN	OUT	IN	OUT	IN	OUT	IN	OUT
7:00 AM	8:00 AM	146		211		458		29		86		29		4		64	
7:15 AM	8:15 AM	123		202		418		28		89		21		5		66	
7:30 AM	8:30 AM	114		202		377		40		84		19		4		80	
7:45 AM	8:45 AM	127		201		298		51		93		17		3		101	
8:00 AM	9:00 AM	135		202		296		52		90		22		2		115	

TIME		T LOCATION												TOTAL		
		L-18		L-20		Museum		Oak/Welch		Roth Way						
FROM:	TO:	IN	OUT	IN	OUT	IN	OUT	IN	OUT	IN	OUT					IN
7:00 AM	8:00 AM	111		109		49		77		36						1409
7:15 AM	8:15 AM	115		128												1195
7:30 AM	8:30 AM	113		137												1170
7:45 AM	8:45 AM	116		144												1151
8:00 AM	9:00 AM	130		150		112		96		84						1486

raw scans only used

121
out

TOTAL PEAK HOUR TRAFFIC: 1486



STANFORD UNIVERSITY PARKING COUNTS

AM COUNT TIME
FROM: 7:00 AM
TO: 9:00 AM

DATE COUNTED
 November 3, 2021

DAY OF THE WEEK
 Wednesday

PEAK HOUR
FROM: 8:00 AM
TO: 12:00 AM

WEATHER
 Mostly Cloudy

TIME		COUNT LOCATION															
		PS-1		PS-5		PS-9 / L-1		ARB / CHILD CARE / L-01A		L-2 / CAM		L-3		L-9		L-17	
FROM:	TO:	IN	OUT	IN	OUT	IN	OUT	IN	OUT	IN	OUT	IN	OUT	IN	OUT	IN	OUT
7:00 AM	8:00 AM	142		195		436		19		69		22		3		63	
7:15 AM	8:15 AM	121		201		426		24		73		18		2		70	
7:30 AM	8:30 AM	118		195		377		34		88		20		1		83	
7:45 AM	8:45 AM	117		200		349		48		88		20		1		122	
8:00 AM	9:00 AM	107		205		299		62		94		26		3		138	

TIME		T LOCATION										TOTAL		
		L-18		L-20		Museum		Oak/Welch		Roth Way				
FROM:	TO:	IN	OUT	IN	OUT	IN	OUT	IN	OUT	IN	OUT			IN
7:00 AM	8:00 AM	99		109		49		77		36				1319
7:15 AM	8:15 AM	111		130										1176
7:30 AM	8:30 AM	112		141										1169
7:45 AM	8:45 AM	123		129										1197
8:00 AM	9:00 AM	141		145		112		96		84				1512

raw scans only used 121 out

TOTAL PEAK HOUR TRAFFIC: 1512



STANFORD UNIVERSITY PARKING COUNTS

AM COUNT TIME	DATE COUNTED	DAY OF THE WEEK	PEAK HOUR	WEATHER
FROM: 7:00 AM	November 4, 2021	Thursday	FROM: 8:00 AM	#N/A
TO: 9:00 AM			TO: 12:00 AM	

TIME		COUNT LOCATION															
		PS-1		PS-5		PS-9 / L-1		ARB / CHILD CARE / L-01A		L-2 / CAM		L-3		L-9		L-17	
FROM:	TO:	IN	OUT	IN	OUT	IN	OUT	IN	OUT	IN	OUT	IN	OUT	IN	OUT	IN	OUT
7:00 AM	8:00 AM	159		211		398		27		64		24		1		65	
7:15 AM	8:15 AM	142		208		403		29		64		23		2		70	
7:30 AM	8:30 AM	145		191		406		42		76		19		2		85	
7:45 AM	8:45 AM	151		190		386		52		93		21		2		115	
8:00 AM	9:00 AM	125		169		326		55		96		20		2		127	

TIME		T LOCATION										TOTAL		
		L-18		L-20		Museum		Oak/Welch		Roth Way				
FROM:	TO:	IN	OUT	IN	OUT	IN	OUT	IN	OUT	IN	OUT			IN
7:00 AM	8:00 AM	108		109		49		77		36				1328
7:15 AM	8:15 AM	113		113										1167
7:30 AM	8:30 AM	122		135										1223
7:45 AM	8:45 AM	133		143										1286
8:00 AM	9:00 AM	131		165		112		96		84				1508

raw scans only used

121
out

TOTAL PEAK HOUR TRAFFIC: 1508



STANFORD UNIVERSITY PARKING COUNTS

AM COUNT TIME	DATE COUNTED	DAY OF THE WEEK	PEAK HOUR	WEATHER
FROM: 7:00 AM TO: 9:00 AM	November 5, 2021	Friday	FROM: 8:00 AM TO: 12:00 AM	#N/A

TIME		COUNT LOCATION															
		PS-1		PS-5		PS-9 / L-1		ARB / CHILD CARE / L-01A		L-2 / CAM		L-3		L-9		L-17	
FROM:	TO:	IN	OUT	IN	OUT	IN	OUT	IN	OUT	IN	OUT	IN	OUT	IN	OUT	IN	OUT
7:00 AM	8:00 AM	117		187		386		28		70		32		2		69	
7:15 AM	8:15 AM	100		184		358		28		71		33		3		73	
7:30 AM	8:30 AM	91		171		349		37		76		24		3		83	
7:45 AM	8:45 AM	98		170		331		55		72		20		2		110	
8:00 AM	9:00 AM	112		164		275		56		75		22		4		108	

TIME		T LOCATION										TOTAL				
		L-18		L-20		Museum		Oak/Welch		Roth Way						
FROM:	TO:	IN	OUT	IN	OUT	IN	OUT	IN	OUT	IN	OUT					IN
7:00 AM	8:00 AM	98		109		49		77		36						1260
7:15 AM	8:15 AM	117		104												1071
7:30 AM	8:30 AM	123		119												1076
7:45 AM	8:45 AM	133		128												1119
8:00 AM	9:00 AM	147		143		112		96		84						1398

raw scans only used 121 out

TOTAL PEAK HOUR TRAFFIC: 1398



STANFORD UNIVERSITY PARKING COUNTS

PM COUNT TIME
FROM: 4:00 PM
TO: 6:00 PM

DATE COUNTED
 September 27, 2021

DAY OF THE WEEK
 Monday

PEAK HOUR
FROM: 4:00 PM
TO: 5:00 PM

WEATHER
 Partly Cloudy

TIME		COUNT LOCATION															
		PS-1		PS-5		PS-9 / L-1		ARB / CHILD CARE / L-01A		L-2 / CAM		L-3		L-9		L-17	
FROM:	TO:	IN	OUT	IN	OUT	IN	OUT	IN	OUT	IN	OUT	IN	OUT	IN	OUT	IN	OUT
4:00 PM	5:00 PM		58		5		100		54		34		20		0		28
4:15 PM	5:15 PM		44		9		98		57		38		27		0		28
4:30 PM	5:30 PM		41		13		91		56		30		27		0		23
4:45 PM	5:45 PM		45		20		78		51		25		24		0		25
5:00 PM	6:00 PM		48		22		71		43		22		19		0		22

TIME		T LOCATION										TOTAL
		L-18		L-20		Museum		Oak/Welch		Roth Way		
FROM:	TO:	IN	OUT	IN	OUT	IN	OUT	IN	OUT	IN	OUT	OUT
4:00 PM	5:00 PM		41	109	39		109		83		78	758
4:15 PM	5:15 PM		46		39							386
4:30 PM	5:30 PM		51		38							370
4:45 PM	5:45 PM		54		45							367
5:00 PM	6:00 PM		62		47		50		82		48	536

raw scans only used out 121

TOTAL PEAK HOUR TRAFFIC: 758



STANFORD UNIVERSITY PARKING COUNTS

PM COUNT TIME

FROM: 4:00 PM
TO: 6:00 PM

DATE COUNTED

November 2, 2021

DAY OF THE WEEK

Tuesday

PEAK HOUR

FROM: 4:00 PM
TO: 5:00 PM

WEATHER

Fair

TIME		COUNT LOCATION															
		PS-1		PS-5		PS-9 / L-1		ARB / CHILD CARE / L-01A		L-2 / CAM		L-3		L-9		L-17	
FROM:	TO:	IN	OUT	IN	OUT	IN	OUT	IN	OUT	IN	OUT	IN	OUT	IN	OUT	IN	OUT
4:00 PM	5:00 PM		61		20		127		56		21		29		1		25
4:15 PM	5:15 PM		62		22		124		55		14		28		1		25
4:30 PM	5:30 PM		56		25		107		43		16		29		1		16
4:45 PM	5:45 PM		53		20		83		34		20		30		0		14
5:00 PM	6:00 PM		57		18		65		32		20		28		0		18

TIME		T LOCATION										TOTAL	
		L-18		L-20		Museum		Oak/Welch		Roth Way			
FROM:	TO:	IN	OUT	IN	OUT	IN	OUT	IN	OUT	IN	OUT	OUT	
4:00 PM	5:00 PM		56	109	43		109		83		78		818
4:15 PM	5:15 PM		49		49								429
4:30 PM	5:30 PM		52		58								403
4:45 PM	5:45 PM		55		66								375
5:00 PM	6:00 PM		51		58		50		82		48		527
						raw scans only used					out	121	

TOTAL PEAK HOUR TRAFFIC: 818



STANFORD UNIVERSITY PARKING COUNTS

PM COUNT TIME

FROM: 4:00 PM
TO: 6:00 PM

DATE COUNTED

November 3, 2021

DAY OF THE WEEK

Wednesday

PEAK HOUR

FROM: 4:00 PM
TO: 5:00 PM

WEATHER

Fair

TIME		COUNT LOCATION															
		PS-1		PS-5		PS-9 / L-1		ARB / CHILD CARE / L-01A		L-2 / CAM		L-3		L-9		L-17	
FROM:	TO:	IN	OUT	IN	OUT	IN	OUT	IN	OUT	IN	OUT	IN	OUT	IN	OUT	IN	OUT
4:00 PM	5:00 PM		60		10		108		64		25		25		0		29
4:15 PM	5:15 PM		44		10		96		66		23		23		0		33
4:30 PM	5:30 PM		43		13		93		60		26		19		0		26
4:45 PM	5:45 PM		43		15		86		49		26		20		0		27
5:00 PM	6:00 PM		49		12		83		40		22		12		0		22

TIME		T LOCATION												TOTAL
		L-18		L-20		Museum		Oak/Welch		Roth Way				
FROM:	TO:	IN	OUT	IN	OUT	IN	OUT	IN	OUT	IN	OUT			OUT
4:00 PM	5:00 PM		46	109	47		109		83		78			793
4:15 PM	5:15 PM		41		45									381
4:30 PM	5:30 PM		41		62									383
4:45 PM	5:45 PM		49		65									380
5:00 PM	6:00 PM		60		63		50		82		48			543

raw scans only used

out 121

TOTAL PEAK HOUR TRAFFIC: 793



STANFORD UNIVERSITY PARKING COUNTS

PM COUNT TIME	DATE COUNTED	DAY OF THE WEEK	PEAK HOUR	WEATHER
FROM: 4:00 PM	November 4, 2021	Thursday	FROM: 4:00 PM	Fair
TO: 6:00 PM			TO: 5:00 PM	

TIME		COUNT LOCATION															
		PS-1		PS-5		PS-9 / L-1		ARB / CHILD CARE / L-01A		L-2 / CAM		L-3		L-9		L-17	
FROM:	TO:	IN	OUT	IN	OUT	IN	OUT	IN	OUT	IN	OUT	IN	OUT	IN	OUT	IN	OUT
4:00 PM	5:00 PM		50		11		81		49		28		28		0		20
4:15 PM	5:15 PM		50		10		76		49		26		29		0		23
4:30 PM	5:30 PM		51		9		73		36		28		34		0		21
4:45 PM	5:45 PM		53		14		69		29		22		28		0		25
5:00 PM	6:00 PM		55		12		59		26		19		22		0		28

TIME		T LOCATION												TOTAL
		L-18		L-20		Museum		Oak/Welch		Roth Way				
FROM:	TO:	IN	OUT	IN	OUT	IN	OUT	IN	OUT	IN	OUT			OUT
4:00 PM	5:00 PM		53	109	42		109		83		78			741
4:15 PM	5:15 PM		67		38									368
4:30 PM	5:30 PM		70		42									364
4:45 PM	5:45 PM		68		41									349
5:00 PM	6:00 PM		58		33		50		82		48			492

raw scans only used

out 121

TOTAL PEAK HOUR TRAFFIC: 741



STANFORD UNIVERSITY PARKING COUNTS

PM COUNT TIME

FROM: 4:00 PM
TO: 6:00 PM

DATE COUNTED

November 5, 2021

DAY OF THE WEEK

Friday

PEAK HOUR

FROM: 4:00 PM
TO: 5:00 PM

WEATHER

Mostly Cloudy

TIME		COUNT LOCATION															
		PS-1		PS-5		PS-9 / L-1		ARB / CHILD CARE / L-01A		L-2 / CAM		L-3		L-9		L-17	
FROM:	TO:	IN	OUT	IN	OUT	IN	OUT	IN	OUT	IN	OUT	IN	OUT	IN	OUT	IN	OUT
4:00 PM	5:00 PM		53		32		85		53		27		30		0		29
4:15 PM	5:15 PM		47		35		84		56		30		33		0		28
4:30 PM	5:30 PM		50		38		76		51		27		30		0		17
4:45 PM	5:45 PM		46		28		76		46		25		27		0		19
5:00 PM	6:00 PM		59		18		67		36		31		23		0		19

TIME		T LOCATION												TOTAL
		L-18		L-20		Museum		Oak/Welch		Roth Way				
FROM:	TO:	IN	OUT	IN	OUT	IN	OUT	IN	OUT	IN	OUT			OUT
4:00 PM	5:00 PM		60	109	53		109		83		78			801
4:15 PM	5:15 PM		63		45									421
4:30 PM	5:30 PM		58		42									389
4:45 PM	5:45 PM		59		36									362
5:00 PM	6:00 PM		59		42		50		82		48			534

raw scans only used out 121

TOTAL PEAK HOUR TRAFFIC: 801



Appendix E

Cut-Through Traffic Data

NOT COLLECTED IN SPRING 2021

COLLECTED IN FALL 2021 ONLY

Weeks 3-8 only

Date: 09/29/2021; Time period from 8:00:00 AM to 8:55:00 AM

Site In	Site Out																Match IN	Total IN
	1	2	3	4	5	6	7	8	9	10	11	12	13	14	15	16		
1		3	37	6	5		4	3							1	6	65	568
2	33		6		1		1	1		1			2	1			46	410
3	20	5		1	1		1										28	146
4	1		1		1		2	2									7	46
5	6	2	4	10		2	3						2	1		1	31	364
6																	0	0
7	5		1	8		2		3					2			1	22	286
8		1					4		1				1			5	12	148
9																	0	30
10									1				2				3	19
11																	0	18
12																	0	29
13	1			4	2		3	9		1				1		3	24	317
14															1		1	59
15																	0	6
16			1		2		1	12					8				24	205
Match OUT	66	11	50	29	12	4	19	30	2	2	0	0	17	3	2	16	263	2651
Total OUT	163	32	96	90	78	5	114	101	33	18	15	17	91	101	3	57	1014	9.9%

APPENDIX E -- WK 3

Date: 09/29/2021; Time period from 5:00:00 PM to 5:55:00 PM

Site In	Site Out																Match IN	Total IN
	1	2	3	4	5	6	7	8	9	10	11	12	13	14	15	16		
1		16	17	2	13		3						1				52	193
2	22		13	1	2		2	1					1				42	141
3	41	8			1		2										52	144
4	16	1						1	1				2				21	104
5	17			5		1	4	5					6				38	227
6																	0	0
7	4	1	2	2	1			4					6	2			22	191
8	4	1		1	1	1	2		1				13			1	25	176
9								1		1		1	1				4	35
10	1							1	1								3	13
11							1						1				2	19
12																	0	7
13	3	2	1	3	2		4	5	1	2							23	180
14																	0	39
15																	0	3
16		4			1				1								6	272
Match OUT	108	33	33	14	21	2	18	18	5	3	0	1	31	2	0	1	290	1744
Total OUT	534	342	153	141	278	10	383	160	46	23	5	8	314	60	3	144	2604	11.1%

APPENDIX E -- WK 3

Date: 10/05/2021; Time period from 8:00:00 AM to 8:55:00 AM

Site In	Site Out																Match IN	Total IN
	1	2	3	4	5	6	7	8	9	10	11	12	13	14	15	16		
1		10	26	4	8		2	1					1			1	53	376
2	30		3	1			2	3		1						2	42	427
3	13	2			1					1							17	130
4	1		1		2								1			1	6	52
5	7	1	9	9			4	1				1	4	1		2	39	368
6																	0	0
7	2	1	3	7	1			1					3			3	21	315
8				1						1						2	4	119
9								2				1					3	16
10								1									1	13
11		1										5	3	1		1	11	42
12							1		1		1						3	15
13	2		3	5	2		4	1		1	1	3		1		9	32	365
14			1														1	61
15																	0	10
16				1			2	2					11	1			17	235
Match OUT	55	15	46	28	14	0	15	12	1	2	4	10	23	4	0	21	250	2544
Total OUT	130	123	247	99	72	0	114	209	28	20	26	40	96	68	2	80	1354	9.8%

APPENDIX E -- WK 4

Date: 10/05/2021; Time period from 5:00:00 PM to 5:55:00 PM

Site In	Site Out																Match IN	Total IN
	1	2	3	4	5	6	7	8	9	10	11	12	13	14	15	16		
1		4		1	6		3									1	15	133
2	20		5	1			1				1		2				30	147
3	31	17			1		2	2					1			1	55	133
4	8	2					1						1			1	13	72
5	6	8	2	3			13	3					10			1	46	217
6																	0	0
7	5	4	1	2	3			3					7			4	29	199
8				1	1	1	1						2			12	18	149
9														1			1	22
10									2				2				4	21
11			1					1					1			1	4	21
12																	0	4
13		1			6		5	5	2					2		8	29	202
14	1	1	1										1				4	41
15																	0	3
16	3	2		1	2		2	4					9		1		24	140
Match OUT	74	39	10	9	19	1	28	18	4	0	1	0	36	3	1	29	272	1504
Total OUT	538	462	131	96	240	10	432	216	54	20	21	8	326	70	7	228	2859	9.5%

APPENDIX E -- WK 4

Date: 10/13/2021; Time period from 8:00:00 AM to 8:55:00 AM

Site In	Site Out																Match IN	Total IN
	1	2	3	4	5	6	7	8	9	10	11	12	13	14	15	16		
1		5	43	3	7		2						1				61	571
2	13		4	1	2		1							1		1	23	290
3	8	2			1									1			12	161
4	1		1														2	79
5	3		12	5		1	6	1				1	4			1	34	386
6																	0	0
7			6	1	2				1				2			3	15	291
8	1												1			10	12	185
9										2			1				3	42
10												1					1	14
11					1				1			3	1				6	17
12									1		2						3	7
13	2	1			4	1	3	2	1	2	3	1				16	36	366
14																1	1	55
15														1			1	19
16	3		2			1	1	11					9				27	238
Match OUT	31	8	68	10	17	3	13	14	4	4	5	6	19	3	0	32	237	2721
Total OUT	136	121	160	104	87	8	108	125	30	19	16	22	97	33	3	107	1176	8.7%

APPENDIX E -- WK 5

Date: 10/13/2021; Time period from 5:00:00 PM to 5:55:00 PM

Site In	Site Out																Match IN	Total IN
	1	2	3	4	5	6	7	8	9	10	11	12	13	14	15	16		
1		34	23	2	19		11	1					2			2	94	232
2	9		5		2	1	4						1			1	23	116
3	38	6		1	3		2	1					1			1	53	147
4	2	1	3		1		2						2			1	12	77
5	18	2	2	5		2	10	3	1				6			3	52	235
6																	0	0
7	6			2	13	1		1					11			4	38	178
8	1	1	1	1			8		1				4			10	27	194
9					1		1			1			1				4	41
10	1	1						1									3	33
11												1	1				2	8
12				1						2							3	8
13	3	2	1	1	2	1	4	6		3				2		11	36	199
14													2				2	51
15							1										1	5
16	3				3		8	6	1				7	1			29	152
Match OUT	81	47	35	13	44	5	51	19	3	1	5	1	38	3	0	33	379	1676
Total OUT	583	507	122	130	315	26	400	271	34	15	22	11	328	60	1	259	3084	12.3%

APPENDIX E -- WK 5

Date: 10/19/2021; Time period from 8:00:00 AM to 8:55:00 AM

Site In	Site Out																Match IN	Total IN
	1	2	3	4	5	6	7	8	9	10	11	12	13	14	15	16		
1		28	35	3	5		5	1		1						5	83	560
2	18		17		1			1									37	420
3	8	7			1			1		1							18	145
4	1					1	1										3	56
5	4	5	7	6			11	1								2	36	333
6																	0	0
7																	0	254
8		2			1		1					1				8	13	176
9																	0	46
10									1	1	1						3	14
11										1		16					17	30
12									1	1	1						3	20
13		2	1		1		7	2	2	2	3					7	27	314
14																	0	0
15																	0	0
16			1	2			6	3									12	236
Match OUT	31	44	61	11	9	1	31	9	4	5	6	18	0	0	0	22	252	2604
Total OUT	129	122	150	105	76	1	93	105	52	18	13	64	0	0	0	80	1008	9.7%

APPENDIX E -- WK 6

Date: 10/19/2021; Time period from 5:00:00 PM to 5:55:00 PM

Site In	Site Out																Match IN	Total IN
	1	2	3	4	5	6	7	8	9	10	11	12	13	14	15	16		
1		10	7		11		1						1				30	153
2	21		10	2	2		3						1				39	123
3	46	10			2						1					1	60	161
4	10				3		4						1				18	102
5	9	10	5	7		2	5	1	1				7			2	49	229
6																	0	0
7	6	1	1	2	2	2		2	1				13			5	35	199
8	1	3		1				3					3			6	17	175
9					1												1	48
10											3		3				6	28
11										1							1	7
12											2			1			3	8
13		2	1	1	2		2	6		2	4			2		13	35	199
14								1	1							1	4	37
15								1						1		1	3	7
16	4	2					3	9					13		1		32	134
Match OUT	97	38	24	13	23	4	21	20	3	3	10	0	42	4	2	29	333	1610
Total OUT	608	534	146	145	306	14	251	221	54	24	22	13	340	63	6	256	3003	11.1%

APPENDIX E -- WK 6

Date: 10/27/2021; Time period from 8:00:00 AM to 8:55:00 AM

Site In	Site Out																Match IN	Total IN
	1	2	3	4	5	6	7	8	9	10	11	12	13	14	15	16		
1		3	5	2	1												11	99
2	1		1														2	69
3							1	1									2	37
4		1														1	2	34
5				4			4						1				9	96
6																	0	0
7				1	1												2	73
8							1									1	2	52
9																	0	1
10																	0	2
11												2					2	4
12																	0	5
13							1	2	1								6	69
14							1										2	21
15																	0	8
16							1	2					1				4	58
Match OUT	1	4	6	7	2	0	9	5	1	0	0	2	2	0	0	5	44	628
Total OUT	27	22	32	38	26	0	45	25	4	10	6	9	22	13	0	29	308	7.0%

APPENDIX E -- WK 7

Date: 10/27/2021; Time period from 5:00:00 PM to 5:55:00 PM

Site In	Site Out																Match IN	Total IN	
	1	2	3	4	5	6	7	8	9	10	11	12	13	14	15	16			
1		2	2		4												8	45	
2			2										1				1	4	25
3	8	1		1	1												1	12	27
4	2																	2	24
5	1	1	1					3	1				2				1	10	60
6																		0	0
7				1									2					3	60
8	1			1	2													4	28
9												1						1	5
10																		0	7
11													1					1	6
12																		0	2
13	1	1						1	1			1						5	28
14													1					1	5
15																		0	1
16													2					2	75
Match OUT	13	5	5	3	7	0	4	2	0	0	1	1	9	0	0	3		53	398
Total OUT	97	83	27	30	67	9	86	44	8	4	3	3	64	18	1	60		604	8.8%

APPENDIX E -- WK 7

Date: 11/02/2021; Time period from 8:00:00 AM to 8:55:00 AM

Site In	Site Out																Match IN	Total IN
	1	2	3	4	5	6	7	8	9	10	11	12	13	14	15	16		
1		9	13	5	1		1	1					1				31	263
2			9	1	2		1									1	14	232
3										1							1	65
4		1			1		2	1									5	52
5			2	8			2						2			3	17	230
6																	0	0
7				2												1	3	167
8													2				2	121
9																	0	16
10									1			2	1				4	9
11												9					9	21
12									2		2						4	14
13		1	1	3	1		4	2			3						15	180
14																	0	42
15																	0	16
16		2	1		1		1						1				6	81
Match OUT	0	13	26	19	6	0	11	4	3	0	6	11	7	0	0	5	111	1509
Total OUT	117	46	67	79	42	3	82	72	16	4	13	39	61	33	3	49	726	7.4%

APPENDIX E -- WK 8

Date: 11/02/2021; Time period from 5:00:00 PM to 5:55:00 PM

Site In	Site Out																Match IN	Total IN
	1	2	3	4	5	6	7	8	9	10	11	12	13	14	15	16		
1		24	10	2	6		7				1		5			4	59	139
2	6		3		1		3	1									14	73
3	29	7									1			1	1		39	93
4			1		1												2	50
5	7	3	2	1			2						6	1		3	25	148
6																	0	0
7	1		1						2				1			3	8	119
8		2			3		2						1			7	15	99
9										1			1				2	34
10													1				1	16
11																	0	14
12													1				1	4
13		2			2		3		2	1	2					5	17	116
14	1												1			1	3	26
15													1				1	4
16	2				3		4	1					3				13	98
Match OUT	46	38	17	3	16	0	21	2	4	2	4	0	21	2	1	23	200	1033
Total OUT	352	317	68	84	174	3	227	115	42	17	19	7	173	40	4	165	1807	11.1%

APPENDIX E -- WK 8

Appendix F

COVID 19 Adaptations

From:
Lilia C. Scott

Date:
February 14, 2022

To:
Charu Ahluwalia, County of Santa Clara

Memorandum

Subject: Impacts to Methodology for 2021 Traffic Counts (required per 2000 Stanford General Use Permit) due to COVID-19

The 2020 COVID-19 shelter-in-place (SIP) order resulted in the shutdown of campus starting March 19, 2020. The campus was closed to all students due to the SIP order through the spring of 2021. COVID-19 greatly altered Stanford University and Stanford Hospital operations. These changes to normal activities included a full shut-down of the university in the early SIP phases. Additionally, hospital operations emphasized addressing COVID-19 needs while also continuing to provide other critical services under challenging and ever-changing conditions.

The Monitoring Program did not conduct counts in the spring of 2020. In the fall of 2020, modified counts were conducted with two weeks only, and they did not include the usual adjustments. After the campus closure of 2020, 2021 represented a gradual return to normal. Due to this highly unusual situation, the Stanford traffic monitoring program was modified in the spring 2021. In an attempt to strike a balance between the unknown nature of the campus closure and the requirement to collect traffic counts, only 2-weeks of data were collected in the spring with raw traffic only and no adjustments to the data as are usually applied. The County projected that due to remote schooling and work, the number of automobile trips would be suppressed. Hence, the County determined raw counts, without the usual adjustments, to be acceptable for meeting the GUP conditions to demonstrate traffic volumes did not exceed the baseline established in 2001. The County also anticipated, but did not know for sure, that the campus would be opened again in the fall, and the program could be executed as usual then.

As hoped, the campus did reopen in the fall of 2021. The Monitoring Program was able to conduct 6 weeks of data with adjustments. Usually, six weeks of counts are collected in the spring and only two weeks are collected in the fall, but since the campus was closed in the spring, the two sets of counts had to be switched. The falls counts were normal in that they included the standard adjustment, but special public health adjustments were needed when performing the data collection on site. Program staff followed standard public health protocol such as temperature checks, vaccination or regular testing, and wearing masks.

Background

As required by the conditions of approval for the 2000 General Use Permit (GUP) for Stanford University, the County of Santa Clara (County) has engaged AECOM Technical Services to monitor the traffic flow in and out of the campus perimeter, defined by a designated cordon, on the Stanford Campus. AECOM collects these data on an annual basis, in the spring and fall of each year. The specific citation for the count interval required is found in GUP Condition G.7.a., which states:

G.7. Traffic counts and determination of traffic volume shall occur as described below. Detailed methodology is contained in the Mitigation Monitoring and Reporting Program.

a. Peak hour traffic for a single year shall be determined through counts taken at three times during the year. All counts shall be conducted during the regular academic year, which does not include academic breaks or end-of-quarter finals. Specific times for each count shall be determined by the County Planning Office. The three annual counts shall be averaged to determine the annual traffic level for the baseline and each monitoring year.

The established methodology for the monitoring program has been for the data to be collected for 6 weeks in the spring and 2 weeks in the fall, for a total of 8 weeks of traffic data each calendar year from 2003 onwards. When data collection first began in 2001, 7 weeks of data were initially collected: 6 weeks in the spring (April 2, 2001, through May 14, 2001) and 2 days in the fall (October 24 and 29, 2001). Starting in the year 2003 and continuing through 2019, AECOM collected a clear content of 8 weeks of data every year with the exception of three years (2003, 2012 and 2013) that had slightly unusual handling of the date intervals.

In 2003, the fall counts were collected during two nonconsecutive weeks due to scheduling requirements of the subconsultant. In 2012, although counts were collected on the second week of the fall counts (the week of October 29, 2012), the data were not used due to irregular traffic volumes caused by the construction on Junipero Serra Boulevard. In 2013, the final day of the data collection (October 10) was also dropped for a similar rationale. Table 1 displays a complete list of the count date intervals.

Table 1 – Historic Traffic Count Dates

Year	Spring Dates	Fall Dates
2001	April 2 through May 14, 2001	October 24 and 29, 2001 (2 days)
2002	April 15 through May 24, 2002	October 14 through 25, 2002
2003	April 7 through May 23, 2003	September 29 through October 3, and October 20 through 24, 2003
2004	April 12 through May 23, 2004	September 27 through October 8, 2004
2005	April 4 through May 6, 2005	September 26 through October 7, 2005
2006	April 17 through May 26, 2006	October 16 through 27, 2006
2007	April 9 through May 18, 2007	October 15 through 26, 2007
2008	April 7 through May 16, 2008	October 13 through 24, 2008
2009	April 13 through May 22, 2009	October 5 through 16, 2009
2010	April 5 through May 21, 2010	October 25 through November 5, 2010
2011	April 18 through May 27, 2011	October 24 through November 4, 2011
2012	April 9 through May 18, 2012	October 22 through November 2, 2012 (the week of October 29 was not issued)
2013	April 8 through May 17, 2013	October 21 through November 1, 2013
2014	April 7 through May 16, 2014	September 29 through October 10, 2014 (October 10 data not issued)
2015	April 13 through May 22, 2015	September 21 through October 2, 2015
2016	April 4 through May 13, 2016	October 17 through 28, 2016
2017	April 10 through May 19, 2017	October 2 through 13, 2017
2018	April 9 through May 18, 2018	October 1 through 12, 2018
2019	April 8 through May 17, 2019	October 14 through 25, 2019
2020	Not collected due to COVID-19	September 28, 2020 through October 9, 2020 (but with no adjustments)
2021	April 19 through 30, 2021 (but with no adjustments)	September 27 through November 5, 2021

2021 Traffic Counts Correspondence

As described above, 2021 experienced a gradual return to campus after the campus closure and significantly scaled-back monitoring (2 weeks only and no adjustments) in 2020. Stanford submitted two memos regarding the 2021 Traffic Monitoring and its adaptations to the COVID-19 pandemic conditions. These memos are attached and briefly described below.

The memo dated February 10, 2021 provides a description of campus conditions for the winter and spring quarters of the 2020-2021 academic year. In short, only undergraduate students with hardship waivers were living on campus. Graduate students continued to live on campus. Classes were all held online. Non-essential staff worked remotely. The hospital provided vital support in addressing the pandemic as well as continuing other life-saving operations. The campus zone system with different areas allowing different groups of people was in place.

The memo dated March 29, 2021 describes the plan for the gradual reopening of campus. This included extending two cohorts of undergraduate classes the opportunity to live in campus housing and offering limited access to the arts and athletics venues. Otherwise, conditions remained largely the same as described in the February memo.

In addition to the two Stanford memos specific to COVID adaptations, Stanford also submitted a third memo dated August 10, 2021 regarding the license plate scanning for the parking permit adjustment. In it, there is a section that specifically addresses changes to the Monitoring Program staff protocols during the COVID pandemic. It states that visitors, including Monitoring Program staff, were required to fill out a daily health attestation when they come to campus.

As described at the beginning of this memo, the Monitoring Program adapted to the pandemic conditions with a gradual return to normal by the fall of 2021. The County and its Monitoring Program took into consideration that Stanford had very limited activities on campus in the first part of the year, and it followed the University's COVID-19 health policies.

Appendix G

Cut-Through Adjustment Research

From:
Lilia C. Scott
Nichole Seow

To:
Charu Ahluwalia, County of Santa Clara
Manira Sandhir, County of Santa Clara

Date:
July 15, 2020

Memorandum

Subject: Cut Through Adjustment for Stanford Traffic Monitoring, Preliminary Analysis

Background

The requirements for establishing the traffic baseline and performing annual comparisons to the baseline are defined in the December 2000 Stanford Community Plan / General Use Permit (GUP) / Environmental Impact Report (EIR). These data have been collected consistently since the spring of 2001 when the baseline was established, and the current methodology has been in place since 2005. The established Stanford Traffic Monitoring methodology includes two intervals of traffic counts: one of six weeks duration (spring) and one of two weeks duration (fall); the preparation of a draft spring report; a draft annual report; the review and application of trip credits submitted by Stanford University; and a final annual report. Data collection is the foundation of the traffic monitoring project. AECOM uses the services of Traffic Research and Analysis, Inc. (TRA) to collect the required traffic data.

The data includes vehicle counts at all access points to the campus and parking lots. Parking lot counts and cut-through percentages are used to adjust the raw traffic counts to determine the total amount of peak-hour traffic generated by Stanford University. The parking data provides information on the quantity of campus traffic that parked outside of the count area (to be added to the cordon counts) and hospital traffic parking inside the count area (subtracted from the cordon counts). License plate survey results are used to calculate the amount of traffic that cuts through the campus which is not considered University-generated traffic.

The adjustments are being reexamined given the changes in transportation behavior and in the University's administrative systems (as was noted in the 2019 report). Appendix F of the 2019 report included an analysis of the parking permit adjustment. This 2020 memo provides an examination of the cut-through adjustment.

License Plate Survey

The purpose of the license plate survey is to identify vehicles that are only passing through the Stanford campus but not beginning or ending their trip on campus. Survey staff record license plate numbers passing through the 16 campus driveways as shown in Figure F-1. All vehicles crossing the cordon line are surveyed for the last four digits of their license plate recorded and their direction of travel. Surveys are performed one day each week for both of the peak hours. The license plate survey days are performed on a Tuesday or Wednesday each week when more "typical" travel is expected. License plates are recorded in five-minute increments so that it is possible to match through trips. This data is then translated to an estimated cut-through percentage based on the observed number of vehicles passing in one driveway and out another driveway within a 20-minute interval. An example of this data output is shown in Figure F-2. As shown, each week has one day of data return with worksheets for the AM and the PM interval. Each day's spreadsheet

Results

Figures F-3 through F-7 below display the cut through percentages between 2005, when this adjustment methodology was finalized, and 2019 when the data was last collected prior to 2020. The figures present data for morning commute time only, evening commute time only, spring only, fall only and the average for each year. Figure F-3 displays the data points and trend line for the morning commute period; the morning commute has an 18-year average of 13%. The lowest percent of cut through traffic recorded was 11% in 2014 and 2018, and the highest cut through traffic percent recorded was 17% in 2005. Figure F-4 displays the data points and trend line for the evening commute period; the evening commute numbers has an 18-year average of 15%. The lowest percent of cut through traffic recorded in the PM was 12% in 2014, and the highest cut through traffic percent recorded was 20% in 2005. Like morning versus evening, there may be variation in the data between the spring and the fall. In the spring (data and trendline shown in Figure F-5), the 18-year average cut through percentage was 14%. The spring data sets show a minimum cut through percentage of 10% in 2018, and a maximum cut through percentage of 19% in 2005. For the fall data set (data and trendline shown in Figure F-6), the average cut through percentage was also 14%, the minimum was 11% in 2012 and the maximum was 19% in 2005. Looking at the average of all the data (data and trendline shown in Figure F-7), the overall average cut through percentage is 14%, with a minimum average of 12% in 2014 and 2018, and a maximum average of 19% in 2005.

Notable is that the average of all the data, regardless of subset, is between 13% and 15%. Also remarkable is that the highest cut through percentage is 2005 in all subsets. 2005 was the first year that the data was collected following the current methodology; so, it may have been collected differently than the other years. A sensitivity analysis was performed to check how the overall data set is impacted by these higher percentages the first year that data is collected. No impact on the overall averages was detected which is likely the result of the 17 other years included.

Figure F-3

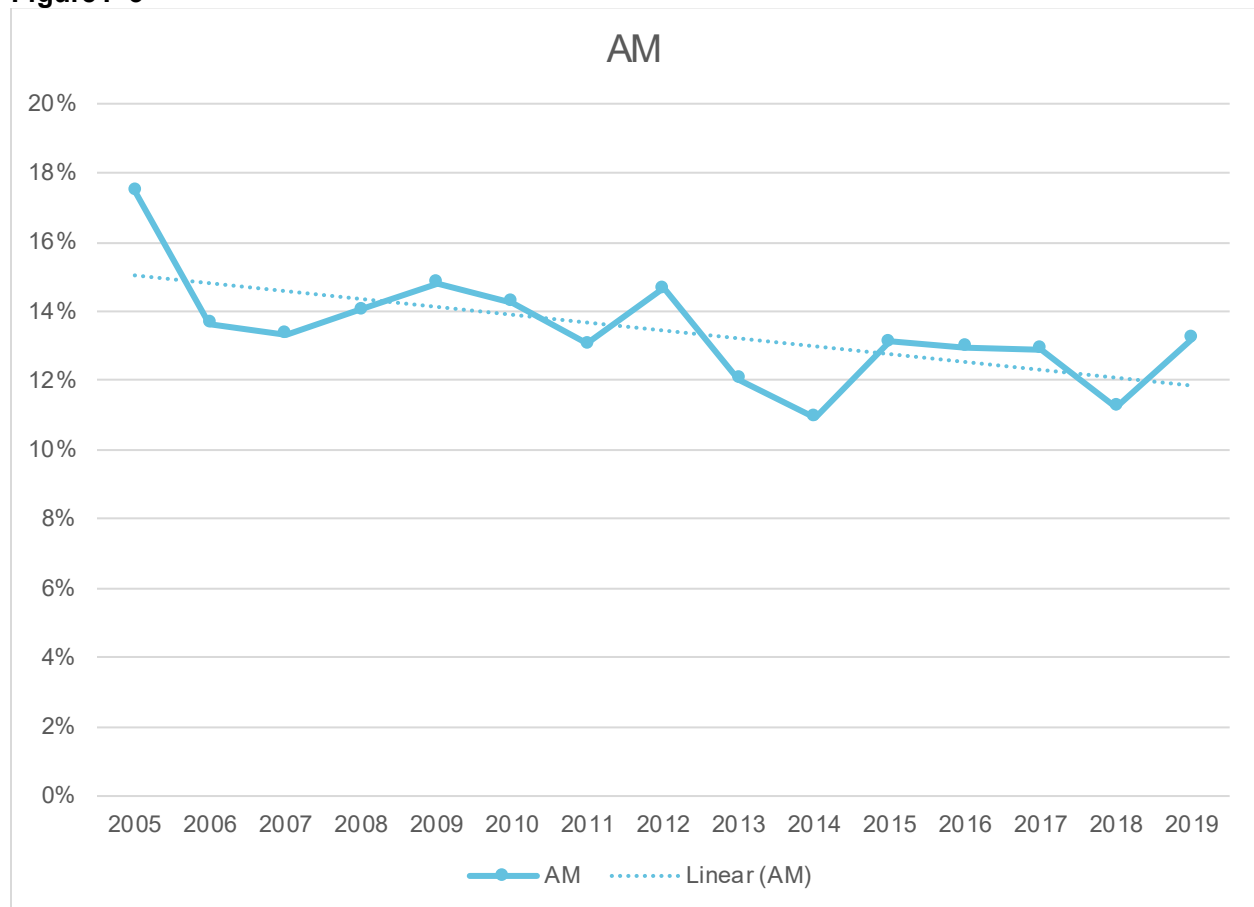


Figure F-4

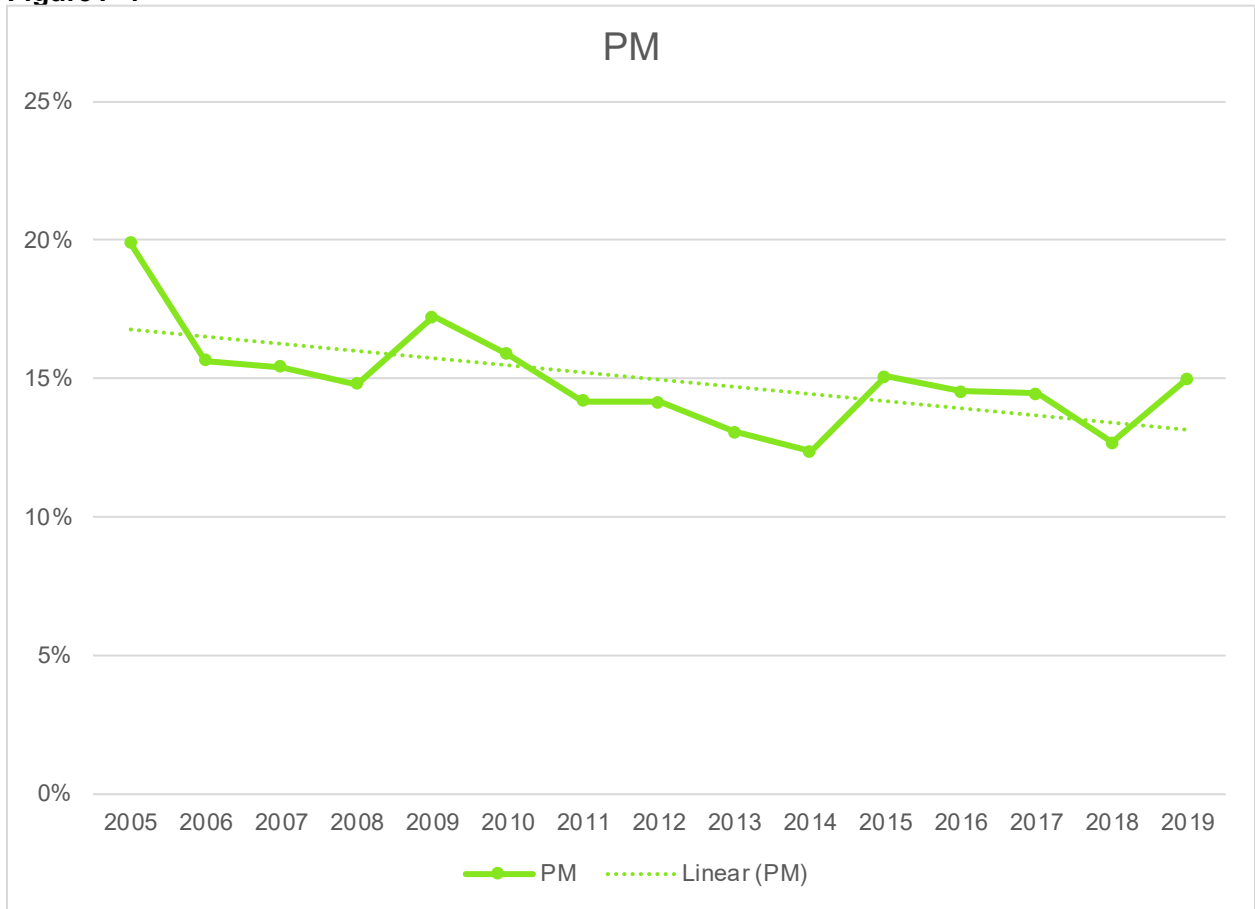


Figure F-5

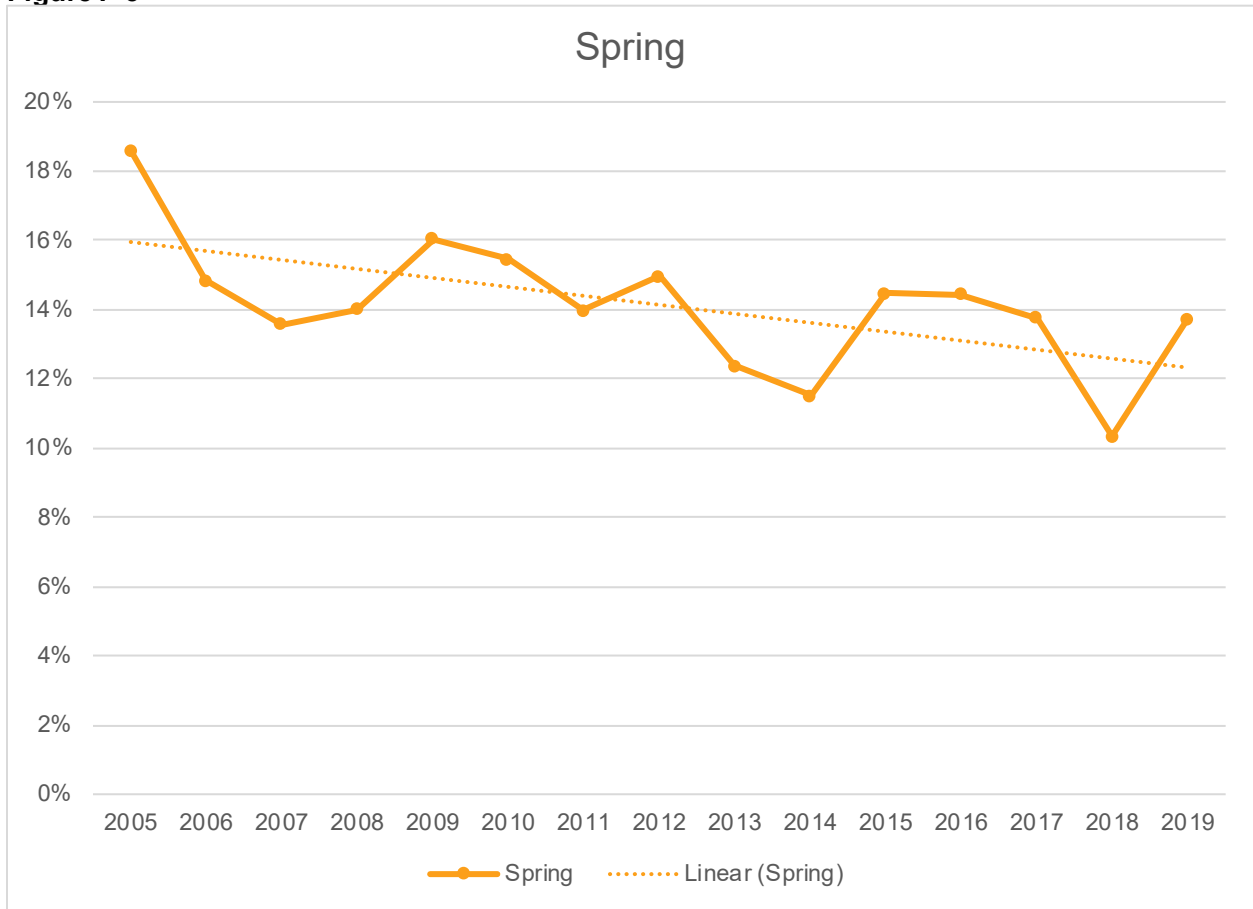


Figure F-6

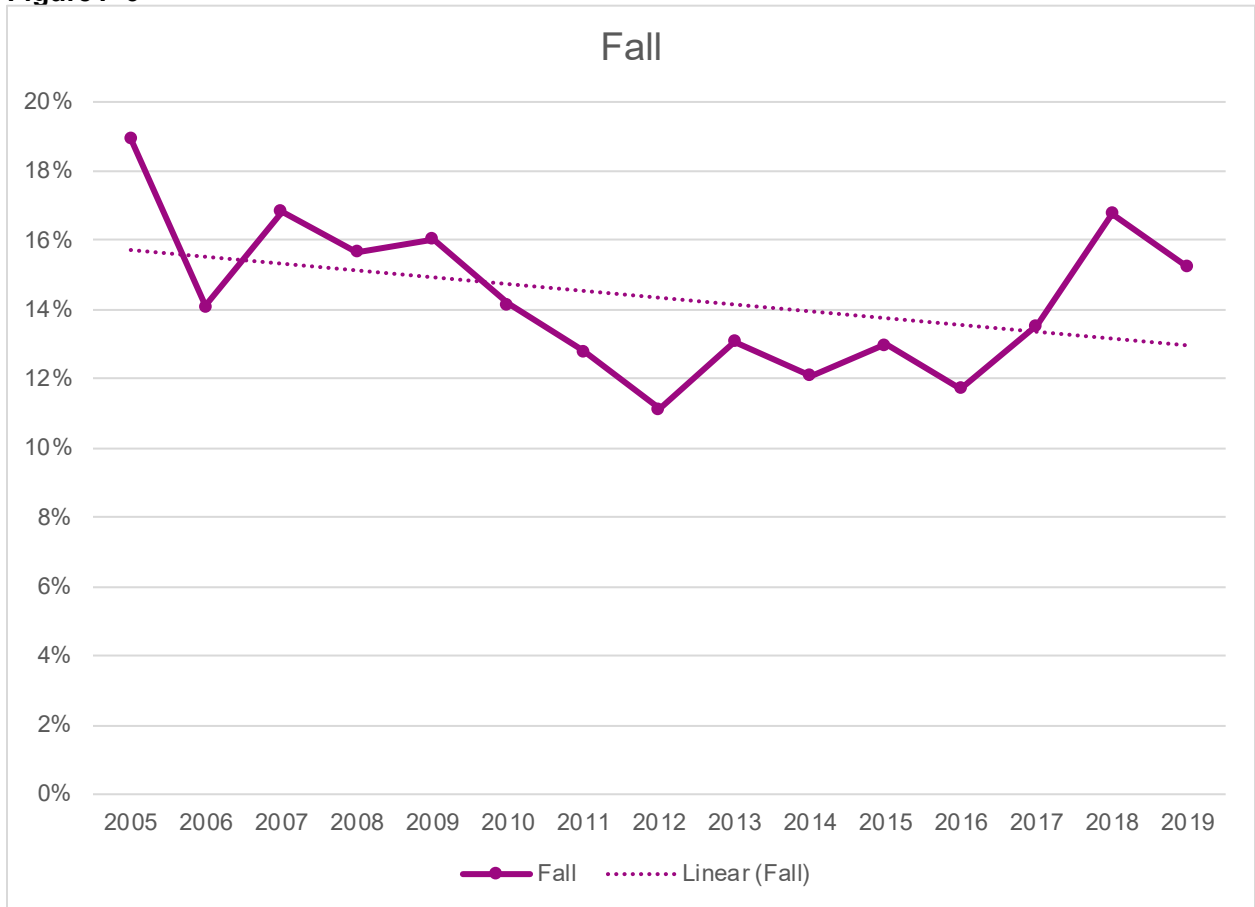
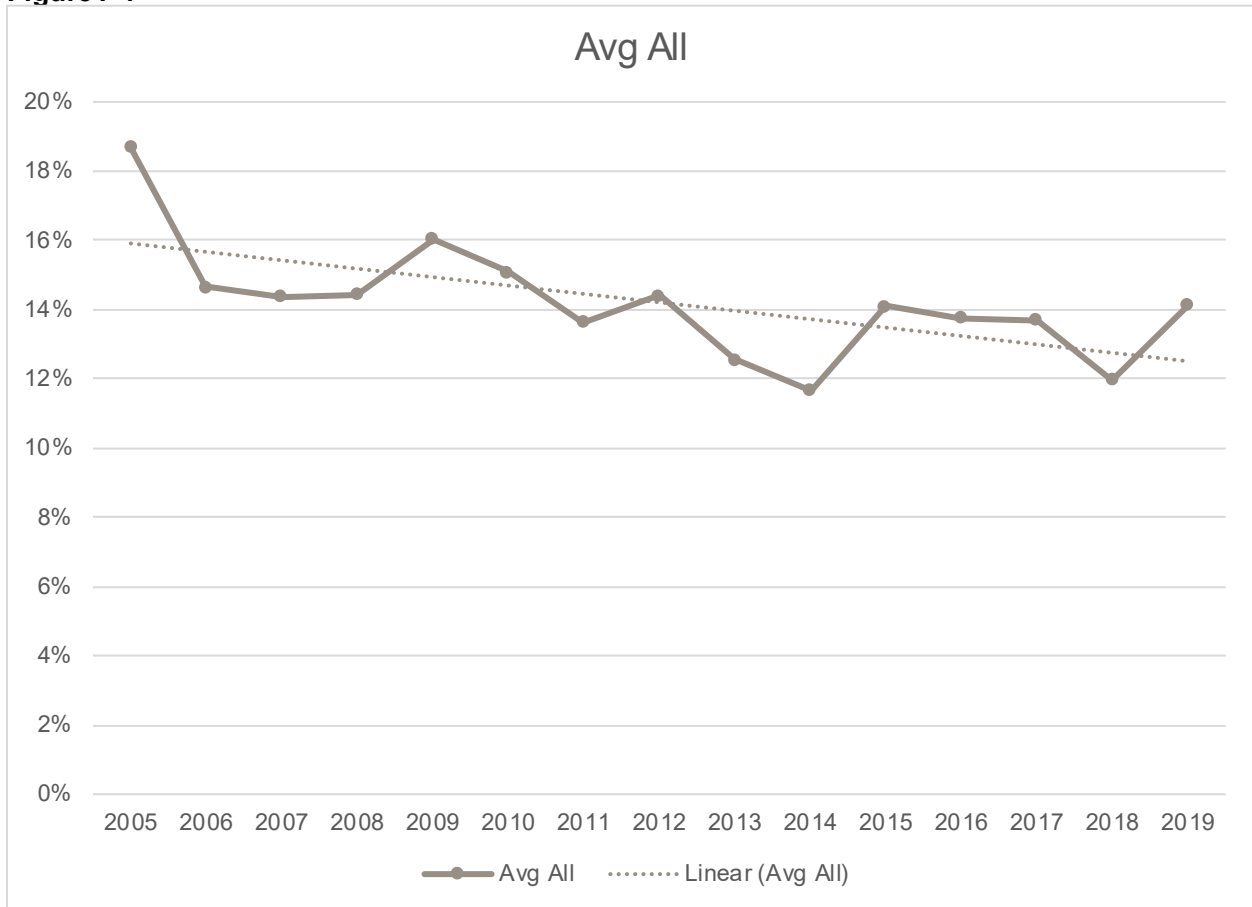


Figure F-7



As displayed in Figures F-3 through F-7, all data subsets show a downward trend in the percent of cut through traffic since the methodology was established in 2005. The County requested a review of the cut through adjustment because of speculation that the increase in prevalence of commuters traveling to work using a Transportation Network Company (TNC) such as Uber¹ or Lyft may have resulted in an increase in trips tracked as cut through but actually representing a campus-affiliated trip. While there is no doubt that Stanford is receiving commuters who travel by TNC, it has not caused an increase in the cut through percentage since this form of transportation came into existence.

Stanford Transportation staff have also noted that their survey respondents indicated a relatively small proportion of TNC use.

Explanations

Stanford has committed to installing traffic calming infrastructure throughout campus. These features are intended to reduce campus automobile traffic and improve safety for bicyclists and pedestrians. They also have the auxiliary effect of discouraging cut through trips. Recent improvements include traffic circles, speed bumps, street narrowing, bike lanes, curb bulb out and many other traffic calming roadway features. Cutting through campus with all these traffic calming features can be significantly less desirable, likely resulting even in a travel time increase, regardless of the high traffic congestion on 280, 101 and surrounding arterials.

In addition, campus construction levels have been significant due to the implementation of the 2000 GUP developments and hospital improvements. The construction activities resulted in road closures/diversions (changing constantly) that made campus cut through trips confusing and a hassle. This may change once

¹ For reference, Uber was originally launched as Ubercab in 2009.

the 2000 GUP and hospital improvements are fully implemented and cutting through campus may return to yielding time savings in the future. As such, it will be meaningful to continue monitoring the cut through trips.

Recommendations and next steps

- Request Stanford Transportation to provide their survey data relevant to cut through traffic such as TNC use.
- Provide Stanford Transportation with an opportunity to review and discuss these results with the County and AECOM.
- Analyze cut through traffic by zone. Currently only vehicles entering and leaving through the same driveway are eliminated from the cut through percentage calculation. Consider if cars entering or exiting through adjacent driveways near each other on the same side of campus should also be eliminated to clearly account for all delivery trips to/from campus – real cut-through trips can reasonably be assumed to only travel into and out of different sides of campus. However, this analysis may involve some time commitment as the tabulations would have to be individually changed on the 240 worksheets.
- Discuss if the 20-minute increment of travel time across campus representing a cut through trip is still appropriate, or if this period should change.
- Ask TRA to tabulate the number of TNC stickers they see on vehicles when they write down their license plates to determine the percentage of TNC-affiliated cars “cutting through” campus. While vehicles that are used part time for TNC trips may be driving to campus for another purpose (such as cutting through to go someplace else), this proportion may still shed light on TNC activities in the area – especially if this number is low.
- Revisit this analysis and related considerations in 2021 (or as soon as these matters can be reasonably be addressed given the campus shutdowns from COVID-19 which began in 2020) once more is known based on the findings outlined in the bullet points above.



memorandum

date December 6, 2021
to Charu Ahluwalia, Santa Clara County
cc Lilia Scott, AECOM
from Lesley Lowe, Stanford University; Brian Shaw, Stanford University
subject 2000 GUP Traffic Monitoring: Cut-through Traffic Methodology

This memorandum responds to AECOM's memorandum dated July 15, 2020, regarding the methodology for cut-through adjustments on the Stanford traffic monitoring. Specifically, the memorandum responds to the outlined recommendations and next steps.

The analysis notes that 2005 had the highest cut-through percentage of all the subsets and questions whether the methodology was altered. Sand Hill Road was under construction in 2005 which is the reason the cut-through volumes were recorded as much higher.

Stanford offers these responses on AECOM recommendations and next steps:

- Request Stanford Transportation to provide their survey data relevant to cut through traffic such as TNC use.

Response: Stanford's 2019 Transportation Survey found that less than one percent of commuters use Transportation Network Companies (i.e., Uber, Lyft) to commute to work. This result was expected. Given that this form of commute is more costly than parking, it is not a viable regular mode of transportation for commuters.

- Provide Stanford Transportation with an opportunity to review and discuss these results with the County and AECOM.

Response: Stanford is available to share and discuss the results of the Survey with the County and AECOM.

- Analyze cut through traffic by zone. Currently only vehicles entering and leaving through the same driveway are eliminated from the cut through percentage calculation. Consider if cars entering or exiting through adjacent driveways near each other on the same side of campus should also be eliminated to clearly account for all delivery trips to/from campus – real cut-through trips can reasonably be assumed to only travel into and out of different sides of campus. However, this analysis may involve some time commitment as the tabulations would have to be individually changed on the 240 worksheets.

Response: Stanford does not believe that adjacent gateways should be ruled out categorically. There are a few connections on the east side of campus that might be capturing daycare drop-offs, but these are small numbers

of trips. And there are several gateways that it makes sense for vehicles to circulate through as they move through the medical center or access the shopping center. Rather than spending time to analyze the data it might be reasonable to do a simple logic test of the pairings.

- Discuss if the 20-minute increment of travel time across campus representing a cut through trip is still appropriate, or if this period should change.

Response: Travel across campus can vary depending on time of day, day of the week and events on campus, including construction. It is Stanford's recollection that because the counts are collected in five-minute intervals the original methodology was initially only match for three intervals, or 15 minutes. The methodology was reviewed, and it was found that better matching occurs when you looked at four count periods, or 20 minutes. We think this was due to poor watch synchronization and/or other procedural issues. If a methodology could be developed to better record the actual time of each vehicle it might be possible to reduce the travel time based on some travel time runs through the campus.

- Ask TRA to tabulate the number of TNC stickers they see on vehicles when they write down their license plates to determine the percentage of TNC-affiliated cars "cutting through" campus. While vehicles that are used part time for TNC trips may be driving to campus for another purpose (such as cutting through to go someplace else), this proportion may still shed light on TNC activities in the area – especially if this number is low.

Response: As methodologies are considered, it should be noted that using the license plate survey crew to gather and record TNC stickers may have too many flaws to be accurate. For example, it is generally acknowledged that a vehicle with one or more TNC stickers on its dashboard does not necessarily indicate that the vehicle is currently engaged in TNC drop off or pick up activity. A further step of determining if two people arrive and one departs or one arrives and two depart would be needed. This may be too difficult to do manually. Further, they may miss more plates and/or make more errors recording this key piece of data. Stanford offers to discuss methodologies with the County and AECOM such that we can land on an approach that is more accurate.

- Revisit this analysis and related considerations in 2021 (or as soon as these matters can be reasonably be addressed given the campus shutdowns from COVID-19 which began in 2020) once more is known based on the findings outlined in the bullet points above.

Response: It will take several years for the commute to recover and stabilize after the COVID-19 pandemic, and assumptions/ methodologies may need to be revisited. We should establish what it means for the campus to have recovered so we agree on the definition.