

Report #22:
Stanford University

Annual Traffic Monitoring Report
2022

For
County of Santa Clara

Table of Contents

1	INTRODUCTION	1
	Task 1.0: Traffic Monitoring Data Collection Methodology	1
	Task 1.1: Machine Cordon Line Traffic Counts	1
	Task 1.2: Parking Lot Driveway Counts.....	6
	Task 1.3: Parking Permit Scanning/Count.....	9
	Task 1.4: License Plate Survey	9
	Task 2.0: Traffic Monitoring Data Analysis.....	10
	Task 2.1: Daily Cordon Count Spreadsheets	10
	Task 2.2: Daily Parking Spreadsheets	10
	Task 2.3: Adjustments for Parking and Cut-Through Vehicles.....	10
2	INBOUND AM TRAFFIC	15
3	OUTBOUND PM TRAFFIC	17
4	CONCLUSION.....	19
5	SUMMARY AND COMPARISON OF PREVIOUS REPORTS	20
5.1	Traffic Baseline Report.....	23
5.1.1	Stanford University No-Net-New-Commute-Trips Compliance Monitoring Program Report – 2001 GUP Baseline	23
5.1.2	Stanford University No-Net-New-Commute-Trips Compliance Monitoring Program Report – 2002 Monitoring Report #1.....	25
5.1.3	Stanford University No-Net-New-Commute-Trips Compliance Monitoring Program Report – 2003 Monitoring Report #2.....	27
5.1.4	Stanford University No-Net-New-Commute-Trips Compliance Monitoring Program Report – 2004 Monitoring Report #3.....	28
5.1.5	Stanford University No-Net-New-Commute-Trips Compliance Monitoring Program Report – 2005 Monitoring Report #4.....	29
5.1.6	Stanford University No-Net-New-Commute-Trips Compliance Monitoring Program Report – 2006 Monitoring Report #5.....	31
5.1.7	Stanford University No-Net-New-Commute-Trips Compliance Monitoring Program Report – 2007 Monitoring Report #6.....	32
5.1.8	Stanford University No-Net-New-Commute-Trips Compliance Monitoring Program Report – 2008 Monitoring Report #7.....	33
5.1.9	Stanford University No-Net-New-Commute-Trips Compliance Monitoring Program Report – 2009 Monitoring Report #8.....	34
5.1.10	Stanford University No-Net-New-Commute-Trips Compliance Monitoring Program Report – 2010 Monitoring Report #9.....	35
5.1.11	Stanford University No-Net-New-Commute-Trips Compliance Monitoring Program Report – 2011 Monitoring Report #10.....	36
5.1.12	Stanford University No-Net-New-Commute-Trips Compliance Monitoring Program Report – 2012 Monitoring Report #11.....	38
5.1.13	Stanford University No-Net-New-Commute-Trips Compliance Monitoring Program Report – 2013 Monitoring Report #12.....	40
5.1.14	Stanford University No-Net-New-Commute-Trips Compliance Monitoring Program Report – 2014 Monitoring Report #13.....	42
5.1.15	Stanford University No-Net-New-Commute-Trips Compliance Monitoring Program Report – 2015 Monitoring Report #14.....	44
5.1.16	Stanford University No-Net-New-Commute-Trips Compliance Monitoring Program	

	Report – 2016 Monitoring Report #15.....	45
5.1.17	Stanford University No-Net-New-Commute-Trips Compliance Monitoring Program Report – 2017 Monitoring Report #16.....	46
5.1.18	Stanford University No-Net-New-Commute-Trips Compliance Monitoring Program Report – 2018 Monitoring Report #17.....	47
5.1.19	Stanford University No-Net-New-Commute-Trips Compliance Monitoring Program Report – 2019 Monitoring Report #19 (formerly 18)	48
5.1.20	Stanford University No-Net-New-Commute-Trips Compliance Monitoring Program Report – 2020 Monitoring Report #20.....	49
5.1.21	Stanford University No-Net-New-Commute-Trips Compliance Monitoring Program Report – 2021 Monitoring Report #21.....	50
5.1.22	Stanford University No-Net-New-Commute-Trips Compliance Monitoring Program Report – 2022 Monitoring Report #22.....	52

Appendices

Appendix A	Detailed Daily Cordon Counts
Appendix B	Detailed Daily Parking Lot Counts
Appendix C	Peak-Hour Cordon Traffic Counts
Appendix D	Peak-Hour Parking Lot Driveway Counts
Appendix E	Cut Through Traffic Data
Appendix F	Memorandum: License Plate Recognition Data Collection, Annual 2022

List of Figures

Figure 1	Daily Machine Cordon Count Locations	3
Figure 2	Daily Machine Cordon Count Locations	4
Figure 3	Driveway and Parking Count Locations	8
Figure 4	2022 AM Peak-Hour Adjusted Traffic Counts	16
Figure 5	2022 PM Peak-Hour Adjusted Traffic Counts	18
Figure 6	Peak-Hour (AM and PM) Traffic Volume Trends (Raw Traffic Data) 2001- 2022.....	21
Figure 7	Peak-Hour (AM and PM) Traffic Volume Trends (Adjusted Traffic Data) 2001- 2022	22

List of Tables

Table 1	2021 Raw Traffic Count Summary	5
Table 2	2022 Adjusted Traffic Totals.....	11
Table 3	2001 Baseline Adjusted Traffic Totals.....	13
Table 4	2022 Monitoring Comparison to Baseline	19

List of Acronyms and Abbreviations

CAM	Center for Academic Medicine
County	County of Santa Clara
EIR	Environmental Impact Report
GUP	General Use Permit

FOREWORD FROM THE COUNTY OF SANTA CLARA PLANNING OFFICE

Background

The purpose of this report is to determine the volumes of traffic entering and exiting the Stanford campus during the inbound AM commute peak hour and the outbound PM commute peak hour and compare them to their respective traffic baselines. This comparison is performed on an annual basis in the spring and the fall of each year. The requirements for establishing the traffic baseline and performing annual comparisons to the baseline are contained in the December 2000 Stanford Community Plan, General Use Permit (GUP), and their Environmental Impact Report (EIR). These documents can be reviewed at the County of Santa Clara (County) website or at the County Planning Office. Essentially, Stanford is required to attain a No-Net-New-Commute-Trips standard, as defined in the 2000 GUP and EIR.

The Process

Following the adoption of the GUP by the County Board of Supervisors in December 2000, the County Planning Office selected AECOM to conduct the monitoring process outlined in the conditions of approval. Because of the type of data to be collected (particularly license plate numbers), the data could not be collected until after the start of daylight saving time in the spring of 2001. The data collection involved three 2-week intervals in the spring and one 2-week interval in the fall of 2001, for a total of 8 weeks of count data.

Condition of Approval G.7. in the 2000 GUP outlines the process for establishing the baseline counts and for continuing monitoring in subsequent years. The approved process is summarized as follows:

- Weekday peak-hour traffic is counted at least three times per year for a 2-week interval each time. The established methodology dictates that 8 weeks of counts be averaged to show the annual traffic level.
- All counts are recorded at 16 campus entry and exit points, which form a cordon around the campus.
- License plate numbers are recorded for each vehicle entering and exiting; these data are used to determine the volume of non-campus traffic that crosses the cordon.
- Cordon volumes are adjusted to account for parking lots within the cordon used by hospital-affiliated vehicles (these volumes are subtracted from the cordon line counts) and parking lots outside the cordon used by University-affiliated vehicles (these volumes are added to the cordon line counts).
- Based on the cordon line counts, a peak hour is then established for the campus, adjusted for cut-through traffic and parking.

Condition of Approval G.6. in the 2000 GUP defines the peak commute directions as entering the campus in the morning peak commute hour and leaving the campus in the evening commute hour. The peak AM and PM commute hours are defined as the 1-hour intervals of time with the highest volume of traffic between 7 AM and 9 AM and between 4 PM and 6 PM, respectively, as defined by the counts. Therefore, the two peak hours are considered to be independent events. For example, an increase in AM peak traffic beyond the 1 percent trigger for 2 out of 3 years would trigger the additional elements of the monitoring program without a change, or even a decrease, in PM peak traffic. Also, a significant increase during 1 year in the AM and a sufficient increase (beyond the 1 percent trigger) in the PM for the following year would not trigger additional mitigation. Detailed information on the count results for each year from 2001 to the present is shown in the Summary and Comparison of Previous Reports section of this report.

County Planning Office Project Management

Jacqueline Onciano, Director, Department of Planning and Development
Leza Mikhail, Planning Manager
Charu Ahluwalia, Senior Planner, Stanford University Environmental Mitigation Monitoring and Reporting Program

AECOM

Lilia C. Scott, Program Manager
Nichole Seow, Engineer
Katherine Lee, Planner

Stanford Coordination Contact

Lesley Lowe, AICP, CTP
Diana O'Dell, Director, Stanford Land Use Planning Contact Information

For further information regarding this document or other Stanford University Community Plan and General Uses Permit, contact the County Planning Office by phone or visit the website.

PHONE: (408) 299-5770

WEBSITE: <https://plandev.sccgov.org/policies-rograms/stanford-university>

1 INTRODUCTION

This report presents the annual traffic and parking data collected at Stanford University by AECOM during the 2022 monitoring interval. This is the second report of the calendar year presenting both the spring and the fall data. The monitoring program was interrupted by the 2020 COVID-19 pandemic and associated campus shut down. The monitoring program did not collect data in the spring of 2020. In the fall of 2020 and the spring of 2021, only the raw cordon counts were collected without the adjustments. As outlined in this report, 2022 is the first full year returning to the standard traffic data collection program. Although the campus is now open, work from home and remote learning options are integral to campus work and curriculum policies, resulting in lower traffic volumes. Since the fall of 2021, the monitoring program has returned to its normal methodology of collecting the full set of data with additional COVID safety precautions in place, such as compulsory daily check-ins and staff vaccination/testing.

The monitoring program methodology dictates that traffic volumes be collected for 6 weeks during the spring of each year and 2 weeks during the fall of each year. The data include vehicle counts at all access points to the campus and parking lots. Parking lot counts and cut-through percentages are used to adjust the raw traffic counts to determine the total amount of peak-hour traffic generated by Stanford University. The parking data provide information on the quantity of campus traffic that parked outside of the count area (added to the cordon counts) and hospital traffic parking inside the count area (subtracted from the cordon counts). License plate survey results were used to calculate the amount of traffic that cuts through the campus, which is not considered University-generated traffic. The originally established data collection methodologies, and revisions made to them, are described in greater detail in Task 1 of this report. A description of the data analysis procedures is presented in Task 2 of this report.

Condition G.7.a. of the 2000 General Use Permit (GUP) requires that traffic counts be performed a minimum of three times per year, for an interval of 2 weeks each time. Since 2003, the established methodology for the traffic monitoring program is 6 weeks in the spring and 2 weeks in the fall, for a total of 8 weeks of count data. In 2022, the County of Santa Clara's (County's) monitoring program returned (after the COVID-19 pandemic shut down) to the standard methodology under which the program has been consistently conducted since 2003.

Task 1.0: Traffic Monitoring Data Collection Methodology

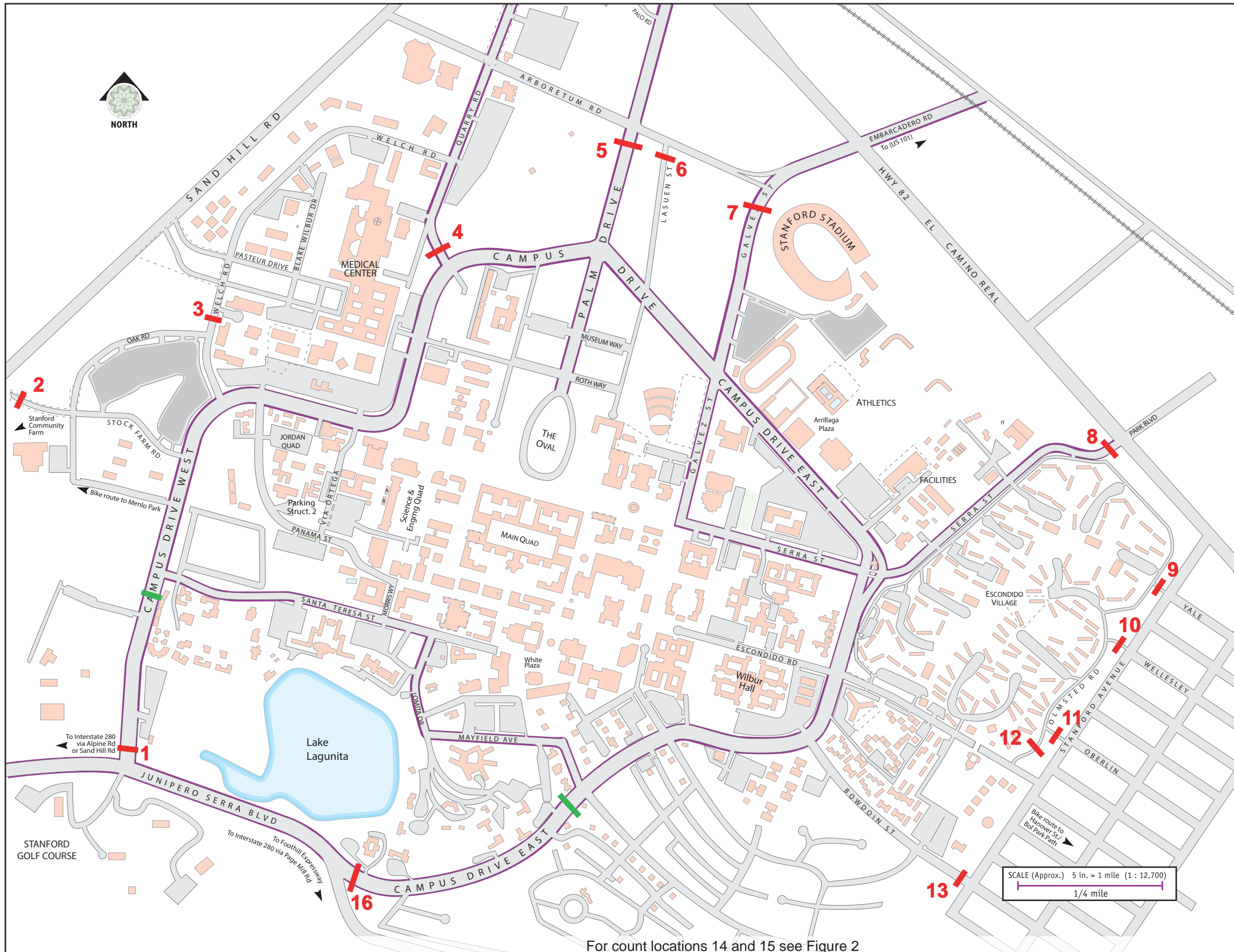
The collection of the traffic data is foundational to the traffic monitoring program. This section describes each step of collecting that data.

Task 1.1: Machine Cordon Line Traffic Counts

Directional traffic counts are collected at Stanford University for 8 weeks each calendar year on each of the 16 roadways that provide access to and from the campus. The locations of the 16 cordon counts are listed below and shown graphically in Figure 1 and Figure 2.

1. Campus Drive West, north of Junipero Serra Boulevard
2. Stock Farm Road, east of Sand Hill Road
3. Welch Road, north of Oak Road
4. Quarry Road, north of Campus Drive West
5. Palm Drive, south of Arboretum Road
6. Lasuen Street, south of Arboretum Road (a one-way street since 2012)
7. Galvez Street, south of Arboretum Road
8. Serra Street, southwest of El Camino Real
9. Yale Street, west of Stanford Avenue
10. Wellesley Street, west of Stanford Avenue

11. Oberlin Street, west of Stanford Avenue
12. Olmsted Road, north of Escondido Road
13. Bowdoin Street, west of Stanford Avenue
14. Raimundo Way, west of Stanford Avenue
15. Santa Maria Avenue, north of Junipero Serra Boulevard
16. Campus Drive East, east of Junipero Serra Boulevard



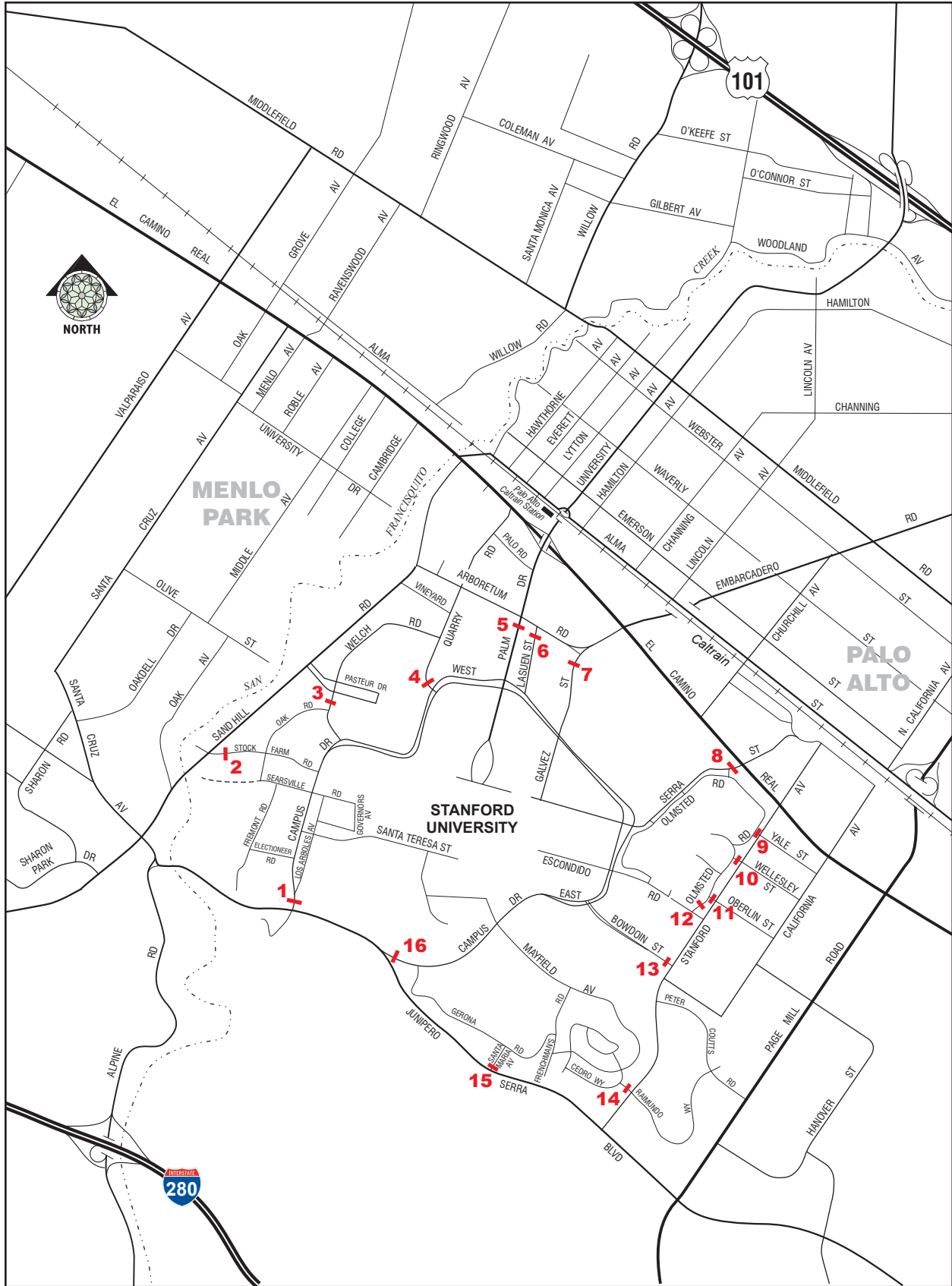
- ### Cordon Count Locations
1. Campus Drive West north of Junipero Serra Blvd.
 2. Stock Farm Road east of Sand Hill Road
 3. Welch Road north of Oak Road
 4. Quarry Road north of Campus Drive
 5. Palm Drive south of Arboretum Road
 6. Lasuen Street south of Arboretum Road
 7. Galvez Street south of Arboretum Road
 8. Serra Street southwest of El Camino Real
 9. Yale Street west of Stanford Avenue
 10. Wellesley Street west of Stanford Avenue
 11. Oberlin Street west of Stanford Avenue
 12. Olmsted Road north of Escondido Road
 13. Bowdoin west of Stanford Avenue
 14. Raimundo west of Stanford Avenue
 15. Santa Maria Avenue north of Junipero Serra Blvd.
 16. Campus Drive East east of Junipero Serra Blvd.

NOTES

- █ License plate survey for Location 1 and Location 16 shifted for more accurate recording. Cordon tube counts continued at campus boundary.
- Escondido Drive no longer continuous street from Campus Drive East to Stanford Avenue.
- Lasuen Street has been converted into one-way northbound roadway from Campus Drive to Arboretum Road.

SCALE (Approx.) 5 in. = 1 mile (1 : 12,700)
 1/4 mile

For count locations 14 and 15 see Figure 2



06/15/12

STANFORD UNIVERSITY TRAFFIC MONITORING REPORT

Figure 2
DAILY MACHINE CORDON COUNT LOCATIONS

The detailed traffic counts at the 16 cordon locations during the 8 weeks of counts conducted in 2022 are presented in Appendix A and are summarized in Table 1. Table 1 shows the AM inbound and PM outbound peak-hour volumes for each traffic-monitoring day. As indicated in Table 1, the AM peak hour in 2022 was equally distributed between 7:45 to 8:45, which is 15 minutes earlier than the usual pattern (with 20 out of the 40 observations); and 8:00 to 9:00, which is when the day’s peak traffic usually takes place (with 20 out of the 40 observations). The PM peak hour most frequently occurred from 4:45 to 5:45, which is 15 minutes earlier than most years’ observations which was previously 5 to 6 PM.

Table 1 2021 Raw Traffic Count Summary

Date	AM Inbound			PM Outbound		
	Weather	Volume	Period	Weather	Volume	Period
Week 1						
April 11, 2022	Cloudy	3,121	7:45 to 8:45	Fair	3,453	4:45 to 5:45
April 12, 2022	Mostly Cloudy	3,281	8:00 to 9:00	Mostly Cloudy	3,815	5:00 to 6:00
April 13, 2022	Fair	3,165	8:00 to 9:00	Fair	3,788	4:45 to 5:45
April 14, 2022	Cloudy	3,095	7:45 to 8:45	Fair	3,648	4:45 to 5:45
April 15, 2022	Fair	2,636	7:45 to 8:45	Partly Cloudy	3,409	4:30 to 5:30
Week 2						
April 18, 2022	Mostly Cloudy	2,998	7:45 to 8:45	Mostly Cloudy	3,423	4:45 to 5:45
April 19, 2022	Fair	3,214	8:00 to 9:00	Fair	3,606	4:45 to 5:45
April 20, 2022	Fair	3,200	8:00 to 9:00	Fair	3,731	4:45 to 5:45
April 21, 2022	Mostly Cloudy	3,183	7:45 to 8:45	Mostly Cloudy	3,699	4:45 to 5:45
April 22, 2022	Mostly Cloudy	2,876	7:45 to 8:45	Cloudy	3,370	4:45 to 5:45
Week 3						
April 25, 2022	Cloudy	2,663	7:45 to 8:45	Partly Cloudy	3,274	4:30 to 5:30
April 26, 2022	Mostly Cloudy	2,760	7:45 to 8:45	Partly Cloudy	3,663	4:45 to 5:45
April 27, 2022	Mostly Cloudy	2,746	7:45 to 8:45	Fair	3,643	4:45 to 5:45
April 28, 2022	Fair	2,860	7:45 to 8:45	Fair	3,734	4:45 to 5:45
April 29, 2022	Fair	2,836	8:00 to 9:00	Fair	3,569	4:30 to 5:30
Week 4						
May 2, 2022	Mostly Cloudy	2,574	7:45 to 8:45	Cloudy	3,175	5:00 to 6:00
May 3, 2022	Mostly Cloudy	2,630	7:45 to 8:45	Mostly Cloudy	3,544	5:00 to 6:00
May 4, 2022	Mostly Cloudy	2,588	7:45 to 8:45	Mostly Cloudy	3,461	5:00 to 6:00
May 5, 2022	Mostly Cloudy	2,539	8:00 to 9:00	Mostly Cloudy	3,518	4:30 to 5:30
May 6, 2022	Fair	2,396	7:45 to 8:45	Partly Cloudy	3,632	4:30 to 5:30
Week 5						
May 9, 2022	Fair	2,837	8:00 to 9:00	Fair	3,260	4:30 to 5:30
May 10, 2022	Partly Cloudy	2,965	7:45 to 8:45	Fair	3,510	5:00 to 6:00
May 11, 2022	Mostly Cloudy	2,996	8:00 to 9:00	Partly Cloudy	3,584	5:00 to 6:00
May 12, 2022	Fair	2,912	7:45 to 8:45	Fair	3,585	4:45 to 5:45
May 13, 2022	Fair	2,726	8:00 to 9:00	Fair	3,479	5:00 to 6:00
Week 6						
May 16, 2022	Partly Cloudy	2,828	7:45 to 8:45	Fair	3,368	5:00 to 6:00
May 17, 2022	Mostly Cloudy	3,155	8:00 to 9:00	Mostly Cloudy	3,595	5:00 to 6:00
May 18, 2022	Cloudy	3,091	7:45 to 8:45	Cloudy	3,611	4:45 to 5:45
May 19, 2022	Cloudy	3,048	8:00 to 9:00	Mostly Cloudy	3,672	4:45 to 5:45
May 20, 2022	Light Rain	2,778	7:45 to 8:45	Mostly Cloudy	3,505	4:45 to 5:45

Date	AM Inbound			PM Outbound		
	Weather	Volume	Period	Weather	Volume	Period
Week 7						
October 3, 2022	Fair	3,096	7:45 to 8:45	Fair	3,427	5:00 to 6:00
October 4, 2022	Cloudy	3,371	8:00 to 9:00	Fair	3,772	5:00 to 6:00
October 5, 2022	Cloudy	3,103	8:00 to 9:00	Fair	3,717	4:45 to 5:45
October 6, 2022	Cloudy	3,220	8:00 to 9:00	Partly Cloudy	3,591	4:45 to 5:45
October 7, 2022	Cloudy	3,046	8:00 to 9:00	Fair	3,555	5:00 to 6:00
Week 7						
October 10, 2022	Haze	2,750	8:00 to 9:00	Fair	3,407	5:00 to 6:00
October 11, 2022	Haze	3,305	8:00 to 9:00	Fair	3,706	5:00 to 6:00
October 12, 2022	Cloudy	3,290	8:00 to 9:00	Fair	3,670	5:00 to 6:00
October 13, 2022	Cloudy	3,214	8:00 to 9:00	Fair	3,723	4:45 to 5:45
October 14, 2022	Cloudy	3,004	8:00 to 9:00	Fair	3,556	5:00 to 6:00
Average		2,952			3,561	

Campus activity has largely returned to normal after the COVID-19 pandemic campus shut down. However, it is likely that more commuters are working from home than before, and that commuters are limiting modes of travel that entail close proximity to other people, such as public transportation and carpooling.

The high and low days in spring and fall can be compared with each other. The unadjusted (raw) AM inbound traffic volumes ranged from a low of 2,396 on Friday, May 6, 2022; to a high of 3,371 on Tuesday October 4, 2022. The 2022 program found an average AM peak-hour traffic volume of 2,952, which is 72 percent of the pre-pandemic average (4,091) observed between 2001 and 2019. The unadjusted (raw) PM inbound traffic volumes for 2022 from a low of 3,175 on Monday, May 2, 2022; to a high of 3,815 on Tuesday April 12, 2022. Tuesday April 12, 2022, has the highest traffic in both the AM and the PM peak hours during the 2022 monitoring, indicating that some event may have been drawing commuters to drive to campus on that day during the peak hours. The 2022 program found an average PM peak-hour traffic volume of 3,561, which is 82 percent of the average volume (4,355) for the 19 years before the pandemic.

Task 1.2: Parking Lot Driveway Counts

The number and location of the parking facilities on campus fluctuate from year to year due to ongoing construction and shifts in land uses campus-wide. Off campus, where both university- and hospital-affiliated cars park and university-affiliated cars are accounted for and added to the monitoring total, the following parking facilities were in use in 2022:

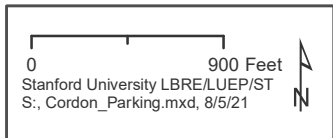
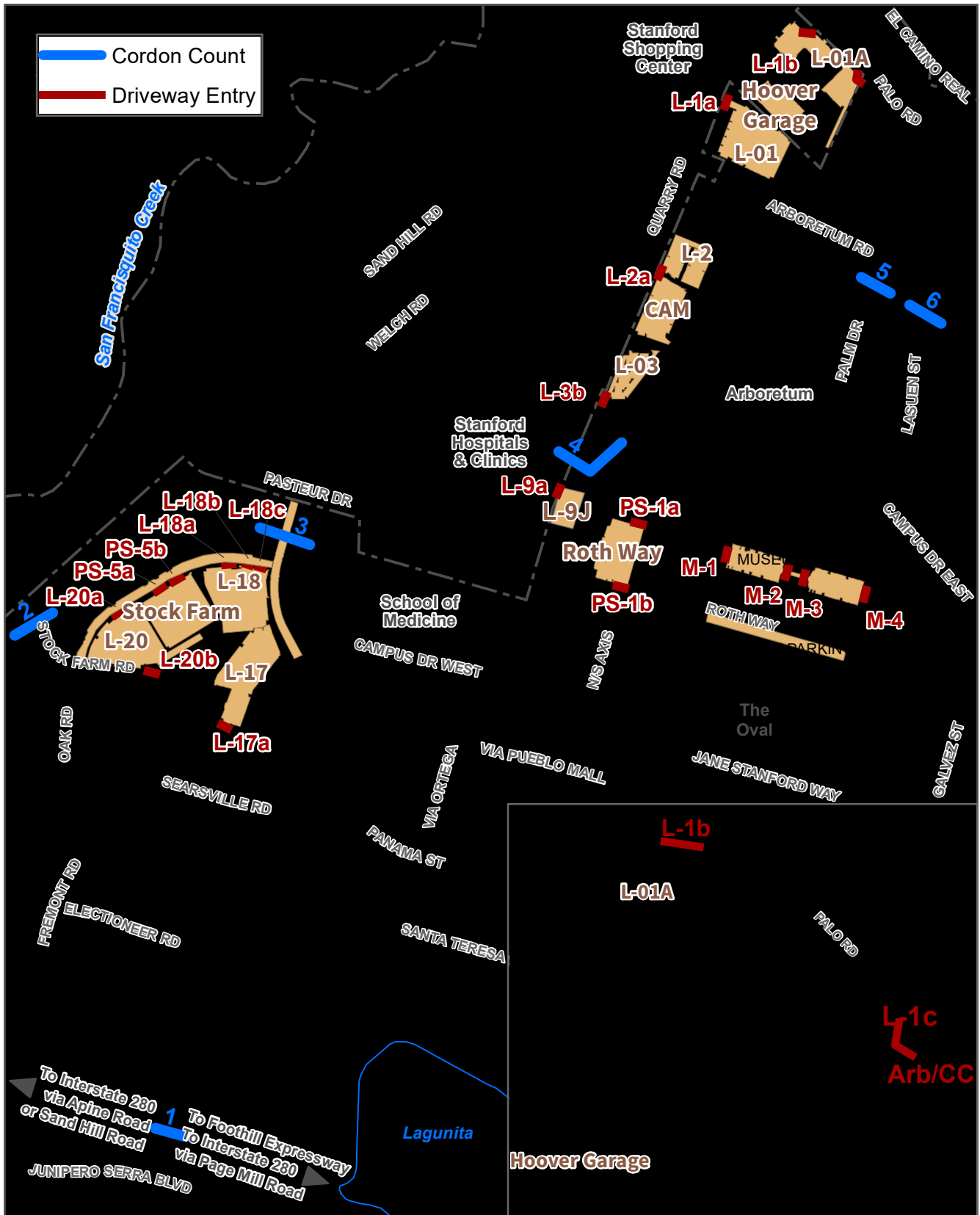
- L-1 – Rectangle Lot adjacent to PS-9
- L-1A – n-shaped lot around the medical plaza by Quarry Road and Palo Road
- Arboretum/Childcare -- on-street parking adjacent to L-1A
- L-2 – Quarry/Vineyard Lot adjacent to the Center for Academic Medicine (CAM) garage
- L-3 – Lot off Quarry Road south of the CAM garage
- PS-9 – Hoover Pavilion garage (parking structure)
- CAM – Garage (parking structure)

Inside the cordon, where hospital cars are accounted for and subtracted from the total, the following parking facilities were in use:

- L-9J – next to the hospital, inside the cordon but accommodating only hospital cars
- PS-1 – Roth Way garage (parking structure)

- Museum lots and on-street parking
- Roth Way on-street parking – a parallel roadway to the museum lots
- PS-5 – Stock Farm garage (parking structure)
- Oak and Welch on-street parking – along the roadway adjacent to L-17 and L-18
- L-17 – near PS-5
- L-18 – near PS-5
- L-20 – near PS-5

Where possible, both tube counts and parking permit scanning by truck are used at these locations to determine the peak-hour volumes and the proportions of those volumes that are campus or hospital traffic. In addition, during the spring of 2022, some hospital workers parked temporarily near the track and stadium on the northeastern side of campus due to a short-term situation with the hospital. These cars were counted with tubes and subtracted from the total cordon count. Appendix B includes the detailed tube count sheets for the driveway traffic at these facilities. The truck scans are described in Appendix F. The driveway count locations are shown on Figure 3.



Driveway and Parking Count Locations

Figure 3.

Task 1.3: Parking Permit Scanning/Count

This task determines which cars in the parking facilities are affiliated with the University and which are affiliated with Stanford Hospital. Originally, this scan was done manually by tabulating the University-provided multicolored windshield stickers, with staff recording, for each parking facility, how many vehicles had hospital stickers, how many had university stickers, and how many had unrecognizable or no stickers, based on the color and type of sticker shown. Whenever the affiliation of a vehicle is not obvious, the vehicle is assumed to be parked in its designated area; that is, vehicles parked inside the cordon are assumed to be campus-affiliated and vehicles parked outside the cordon are assumed to be hospital-affiliated. The data is collected four times per day; for the AM peak period, the first scan is at 7 AM and the second scan is at 8:30 AM; for the PM peak period, the first scan is at 4 PM and the second scan is at 5:30 PM.

In 2018, Stanford changed their parking permit system to be based on license plate registration rather than the multicolored stickers. It was therefore necessary to engage Stanford staff, with monitoring program staff observing to provide proper monitoring oversight, to scan the license plates using trucks with computers. The data were then uploaded to the Cloud, processed, and downloaded to AECOM. The current system may use fewer staff hours, but staffing requires Stanford involvement. This is not appropriate because Stanford cannot be monitoring themselves. Consequently, the current system requires that program staff observe Stanford staff as they engage in these efforts, and program staff must be “supervisor” level or above.

Tube counts were not available or possible at some locations, including Searsville Lot (L-22); the museum lots; on-street parking along Searsville Road; Oak Road, between Stock Farm Road and Welch Road; and Welch Road, between Campus Drive West and the cordon station just north of Oak Road. Specifically, it is not possible for tube counts to distinguish between parked cars and cars just driving on the roadway near on-street parking; fine-grained traffic flows cannot be determined (such as the exact moment that the cars enter the facility to park). For this reason, the monitoring program instead uses the tabulations from the permit scanning four times per day to determine the total number of parked cars for this adjustment. The raw numbers from each scan are compared with each other (7 AM is compared with 8:30 AM to determine the number of cars by affiliation parking during the AM peak hour; and 4 PM is compared with 5:30 PM to determine the number of cars by affiliation parking during the PM peak hour).

The County and Stanford have been discussing a transition from truck scans, possibly to a system of video camera scans at parking facility driveways. Stanford had installed cameras to collect parking permit affiliation at its four main garages: PS-1 (Roth Way garage), PS-5 (Stock Farm garage), PS-9 (Hoover Pavilion garage), and the CAM garage. However, the County has not yet determined whether this change in methodology would be acceptable under the monitoring program. At the time of the writing of this report, Stanford has uninstalled the cameras, and future negotiations regarding any shift in methodology are to be determined.

Task 1.4: License Plate Survey

The purpose of the license plate survey is to identify vehicles that are only passing through the Stanford campus, not beginning or ending their trip on campus. License plate numbers are recorded for vehicles entering and leaving each cordon location. Vehicles that enter the cordon and leave through any gateway (other than the same one where they entered) within an interval of 20 minutes are considered to be “cut-through” vehicles. Surveys are performed one day each week for the AM and PM commute times. The 2022 license plate matching process showed that the average AM and PM cut-through percentages were 14.6 percent and 18.4 percent, respectively. These average percentages were used to adjust the respective AM and PM vehicle counts.

Given the increased prevalence of commuters traveling to work using a Transportation Network Company such as Uber or Lyft, this methodology was examined to determine if it should be modified to better reflect

current transportation and commute patterns. These vehicles may not be in fact “cutting through,” and instead they could be dropping off passengers (thus, adding cars to the road to accommodate Stanford campus commuters). Appendix E displays the raw data. AECOM conducted an analysis, including recommendations for going forward; this was included as an appendix in the 2021 report, and program staff are planning to release a follow-up appendix on the subject with the annual report for 2023.

Task 2.0: Traffic Monitoring Data Analysis

Task 2.1: Daily Cordon Count Spreadsheets

The first step of this task is to enter the raw cordon count numbers into spreadsheets. Two spreadsheets—one for the inbound AM peak hours and one for the outbound PM peak hours—are created for each weekday that a cordon count was conducted. Each spreadsheet shows the hourly AM inbound and PM outbound vehicles passing all 16 cordon locations during five sets of four 15-minute increments. For the AM peak, the hours are 7:00 to 8:00, 7:15 to 8:15, 7:30 to 8:30, 7:45 to 8:45, and 8:00 to 9:00. For the PM peak, the hours are 4:00 to 5:00, 4:15 to 5:15, 4:30 to 5:30, 4:45 to 5:45, and 5:00 to 6:00. The cordon counts are collected for 8 weeks (6 weeks in the spring and 2 weeks in the fall, comprising all the data presented in the annual report), and there are 80 daily cordon count spreadsheets (40 AM and 40 PM). Appendix C presents these spreadsheets.

Task 2.2: Daily Parking Spreadsheets

The number of vehicles entering and exiting the parking lots and garages in the vicinity of the Stanford Hospital are monitored during the 6-week period in the spring and the 2-week period in the fall. The AM and PM volumes at all lot entrances are entered into spreadsheets for the AM and PM peak hours of each day, as described for the cordon counts in Task 2.1. All daily parking spreadsheets are included in Appendix D.

Task 2.3: Adjustments for Parking and Cut-Through Vehicles

AECOM used the parking counts described in Task 1.2 and Task 1.3 to adjust the raw traffic counts. The parking permit ratios of hospital or campus vehicles are applied to the parking lot AM inbound and PM outbound volumes to adjust the cordon count spreadsheets. Because Lot 1, Lot 1A and the Arboretum/Childcare area, Lot 2, Lot 3, PS-9 (Hoover Pavilion garage), and CAM garage are outside of the cordon boundary, campus-related vehicles parking in these lots are not captured in the cordon count. To add these vehicles to the cordon count, the average percentage of campus vehicles (determined through the truck scans described in Task 1.3) in each of these lots was multiplied by the traffic volume (either AM inbound or PM outbound, depending on the peak interval) at each lot entrance (from Task 2.2), and the results were then added to the cordon counts.

Note that the cordon boundary is different than the property boundary for logistical reasons related to placement of the count tubes. As a result, L-3, L-2, and portions of L-1, on the Stanford Academic Campus, are effectively outside of the cordon due to the logistics of how the data can be collected.

The approach is reversed for the parking facilities inside the cordon. Lot 17; Lot 18; Lot 20; Lot 9J; the museum lots; on-street parking in the museum area; on-street parking along Oak Road, Welch Road, and Roth Way; PS-1 (Roth Way garage); and PS-5 (Stock Farm garage) are inside the cordon. The monitoring program subtracts hospital-affiliated vehicles parking inside the cordon from the total traffic counts. The percentage of hospital-affiliated vehicles in each lot is determined either by applying the scanned percentage (including campus, hospital, and no-known-affiliation vehicles) to the traffic flows or, alternately, using the raw scanned totals based on the difference between the first scan of each peak period (at 7 AM or 4 PM) and the second scan (at 8:30 AM or 5:30 PM, respectively).

Table 3 displays a total of 60 cordon counts, adjusted for parking lot factors and cut-through traffic, with the average AM inbound and PM outbound traffic volumes and the peak-hour time intervals. Table 4

shows the traffic data collected in the 2001 baseline Stanford Traffic Monitoring Program, including the baseline average and the 90 percent confidence interval.

Table 2 2022 Adjusted Traffic Totals

Date	AM Inbound		PM Outbound	
	Volume	Period	Volume	Period
Week 1				
April 11, 2022	2,478	7:45 to 8:45	2,763	4:45 to 5:45
April 12, 2022	2,587	8:00 to 9:00	3,049	5:00 to 6:00
April 13, 2022	2,502	8:00 to 9:00	3,025	4:45 to 5:45
April 14, 2022	2,437	7:45 to 8:45	2,921	4:45 to 5:45
April 15, 2022	2,079	7:45 to 8:45	2,756	4:30 to 5:30
Week 2				
April 18, 2022	2,386	7:45 to 8:45	2,752	4:45 to 5:45
April 19, 2022	2,547	8:00 to 9:00	2,915	4:45 to 5:45
April 20, 2022	2,550	8:00 to 9:00	3,016	4:45 to 5:45
April 21, 2022	2,481	7:45 to 8:45	2,897	4:45 to 5:45
April 22, 2022	2,245	7:45 to 8:45	2,649	4:45 to 5:45
Week 3				
April 25, 2022	2,055	7:45 to 8:45	2,567	4:30 to 5:30
April 26, 2022	2,117	7:45 to 8:45	3,529	4:45 to 5:45
April 27, 2022	2,107	7:45 to 8:45	2,842	4:45 to 5:45
April 28, 2022	2,206	7:45 to 8:45	2,923	4:45 to 5:45
April 29, 2022	2,211	8:00 to 9:00	2,844	4:30 to 5:30
Week 4				
May 2, 2022	2,026	7:45 to 8:45	2,528	5:00 to 6:00
May 3, 2022	2,087	7:45 to 8:45	2,838	5:00 to 6:00
May 4, 2022	2,045	7:45 to 8:45	2,794	5:00 to 6:00
May 5, 2022	1,999	8:00 to 9:00	2,832	4:30 to 5:30
May 6, 2022	1,896	7:45 to 8:45	2,938	4:30 to 5:30
Week 5				
May 9, 2022	2,288	8:00 to 9:00	2,651	4:30 to 5:30
May 10, 2022	2,385	7:45 to 8:45	2,841	5:00 to 6:00
May 11, 2022	2,392	8:00 to 9:00	2,876	5:00 to 6:00
May 12, 2022	2,317	7:45 to 8:45	2,877	4:45 to 5:45
May 13, 2022	2,169	8:00 to 9:00	2,803	5:00 to 6:00
Week 6				
May 16, 2022	2,273	7:45 to 8:45	2,714	5:00 to 6:00
May 17, 2022	2,533	8:00 to 9:00	2,886	5:00 to 6:00
May 18, 2022	2,489	7:45 to 8:45	2,931	4:45 to 5:45
May 19, 2022	2,451	8:00 to 9:00	2,960	4:45 to 5:45
May 20, 2022	2,231	7:45 to 8:45	2,516	4:45 to 5:45

2022 Annual Stanford University Traffic Monitoring Report
Report #22, Data Collected from April 11 to May 20 and October 3 to 14, 2022

Date	AM Inbound		PM Outbound	
	Volume	Period	Volume	Period
Week 7				
October 3, 2022	2,311	7:45 to 8:45	2,529	5:00 to 6:00
October 4, 2022	2,770	8:00 to 9:00	3,132	5:00 to 6:00
October 5, 2022	2,547	8:00 to 9:00	2,577	4:45 to 5:45
October 6, 2022	2,809	8:00 to 9:00	2,519	4:45 to 5:45
October 7, 2022	2,673	8:00 to 9:00	2,992	5:00 to 6:00
Week 8				
October 10, 2022	1,936	8:00 to 9:00	2,808	5:00 to 6:00
October 11, 2022	2,243	8:00 to 9:00	3,057	5:00 to 6:00
October 12, 2022	2,275	8:00 to 9:00	3,034	5:00 to 6:00
October 13, 2022	2,230	8:00 to 9:00	2,585	4:45 to 5:45
October 14, 2022	2,134	8:00 to 9:00	2,938	5:00 to 6:00
Average	2,312		2,840	

Table 3 2001 Baseline Adjusted Traffic Totals

Date	AM Inbound		PM Outbound	
	Volume	Hour	Volume	Hour
Week 1				
April 2, 2001	3,036	7:45 to 8:45	3,323	5:00 to 6:00
April 3, 2001	3,059	7:45 to 8:45	3,285	4:45 to 5:45
April 4, 2001	2,884	8:00 to 9:00	3,334	4:45 to 5:45
April 5, 2001	3,000	7:45 to 8:45	3,216	5:00 to 6:00
April 6, 2001	2,610	8:00 to 9:00	3,092	4:45 to 5:45
Week 2				
April 9, 2001	3,265	8:00 to 9:00	3,329	5:00 to 6:00
April 10, 2001	3,141	8:00 to 9:00	3,362	5:00 to 6:00
April 11, 2001	3,107	8:00 to 9:00	3,473	4:45 to 5:45
April 12, 2001	3,081	8:00 to 9:00	3,397	5:00 to 6:00
April 13, 2001	2,973	8:00 to 9:00	3,413	4:45 to 5:45
Week 3				
April 23, 2001	3,285	7:45 to 8:45	3,311	4:30 to 5:30
April 24, 2001	3,322	7:45 to 8:45	3,281	5:00 to 6:00
April 25, 2001	3,186	7:30 to 8:30	3,326	4:45 to 5:45
April 26, 2001	3,129	7:45 to 8:45	3,286	5:00 to 6:00
April 27, 2001	2,723	8:00 to 9:00	3,154	4:45 to 5:45
Week 4				
April 30, 2001	2,502	7:30 to 8:30	2,681	4:15 to 5:15
May 1, 2001	2,826	7:45 to 8:45	2,967	5:00 to 6:00
May 2, 2001	2,742	7:45 to 8:45	2,912	5:00 to 6:00
May 3, 2001	2,632	8:00 to 9:00	2,861	5:00 to 6:00
May 4, 2001	2,595	8:00 to 9:00	2,744	4:45 to 5:45
Week 5				
May 7, 2001	3,604	8:00 to 9:00	3,410	4:45 to 5:45
May 8, 2001	3,559	8:00 to 9:00	3,422	5:00 to 6:00
May 9, 2001	3,455	8:00 to 9:00	3,326	5:00 to 6:00
May 10, 2001	3,478	8:00 to 9:00	3,396	4:45 to 5:45
May 11, 2001	3,393	8:00 to 9:00	3,090	5:00 to 6:00
Week 6				
May 14, 2001	3,479	8:00 to 9:00	3,235	4:45 to 5:45
May 15, 2001	3,756	8:00 to 9:00	3,450	5:00 to 6:00
May 16, 2001	3,830	8:00 to 9:00	3,374	5:00 to 6:00
May 17, 2001	3,533	8:00 to 9:00	3,456	5:00 to 6:00
May 18, 2001	3,246	8:00 to 9:00	3,386	4:45 to 5:45

2022 Annual Stanford University Traffic Monitoring Report
Report #22, Data Collected from April 11 to May 20 and October 3 to 14, 2022

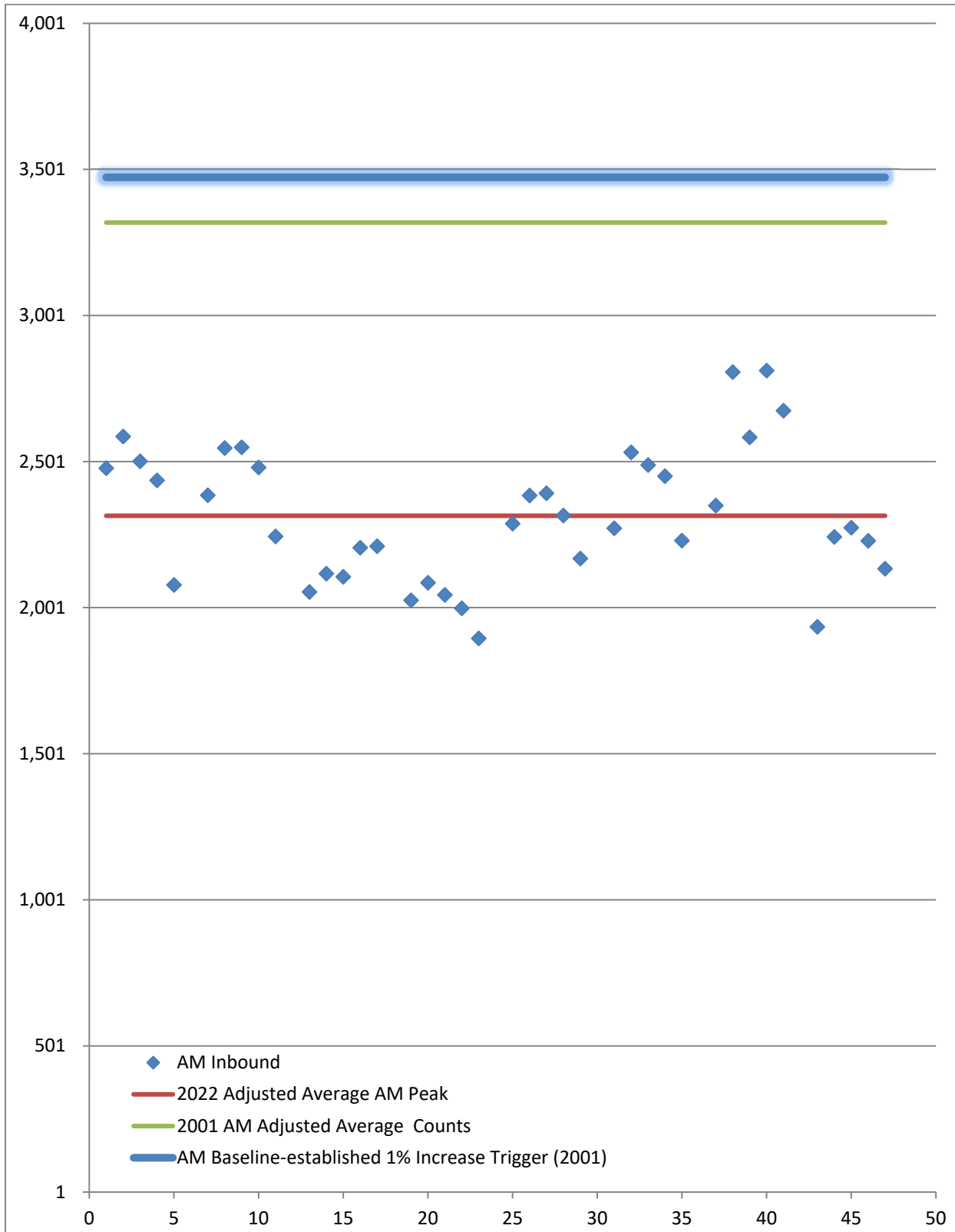
Date	AM Inbound		PM Outbound	
	Volume	Hour	Volume	Hour
Week 7				
October 22, 2001	3,221	8:00 to 9:00	3,505	5:00 to 6:00
October 23, 2001	3,835	8:00 to 9:00	3,805	5:00 to 6:00
October 24, 2001	3,550	8:00 to 9:00	3,959	5:00 to 6:00
October 25, 2001	3,908	7:45 to 8:45	3,991	5:00 to 6:00
October 26, 2001	3,371	8:00 to 9:00	4,072	4:45 to 5:45
Week 8				
October 29, 2001	4,241	8:00 to 9:00	4,115	5:00 to 6:00
October 30, 2001	4,251	8:00 to 9:00	4,217	5:00 to 6:00
October 31, 2001	4,139	8:00 to 9:00	4,394	5:00 to 6:00
November 1, 2001	4,037	8:00 to 9:00	4,193	5:00 to 6:00
November 2, 2001	3,789	7:45 to 8:45	4,277	5:00 to 6:00
Average	3,319		3,446	
90% confidence interval	± 120		± 109	

2 INBOUND AM TRAFFIC

The baseline counts established in 2001 under the 2000 GUP determined that an average of 3,439 or more inbound automobile trips during the AM peak hour would constitute a significant increase in traffic at the 90 percent confidence level of the 2001 baseline counts (3,319 automobile trips).

The 2022 results are compared to the 2001 baseline in Figure 4. The 2022 AM inbound adjusted average is 2,315 vehicles, or 70 percent of the adjusted baseline from 2001. Figure 4 graphically displays the 2022 AM inbound adjusted data and compares the daily fluctuations with the 8-week average. The y-axis (vertical) is the number of trips, and the x-axis (horizontal) is the count day when AECOM counted the number of cars.

Figure 4 2022 AM Peak-Hour Adjusted Traffic Counts

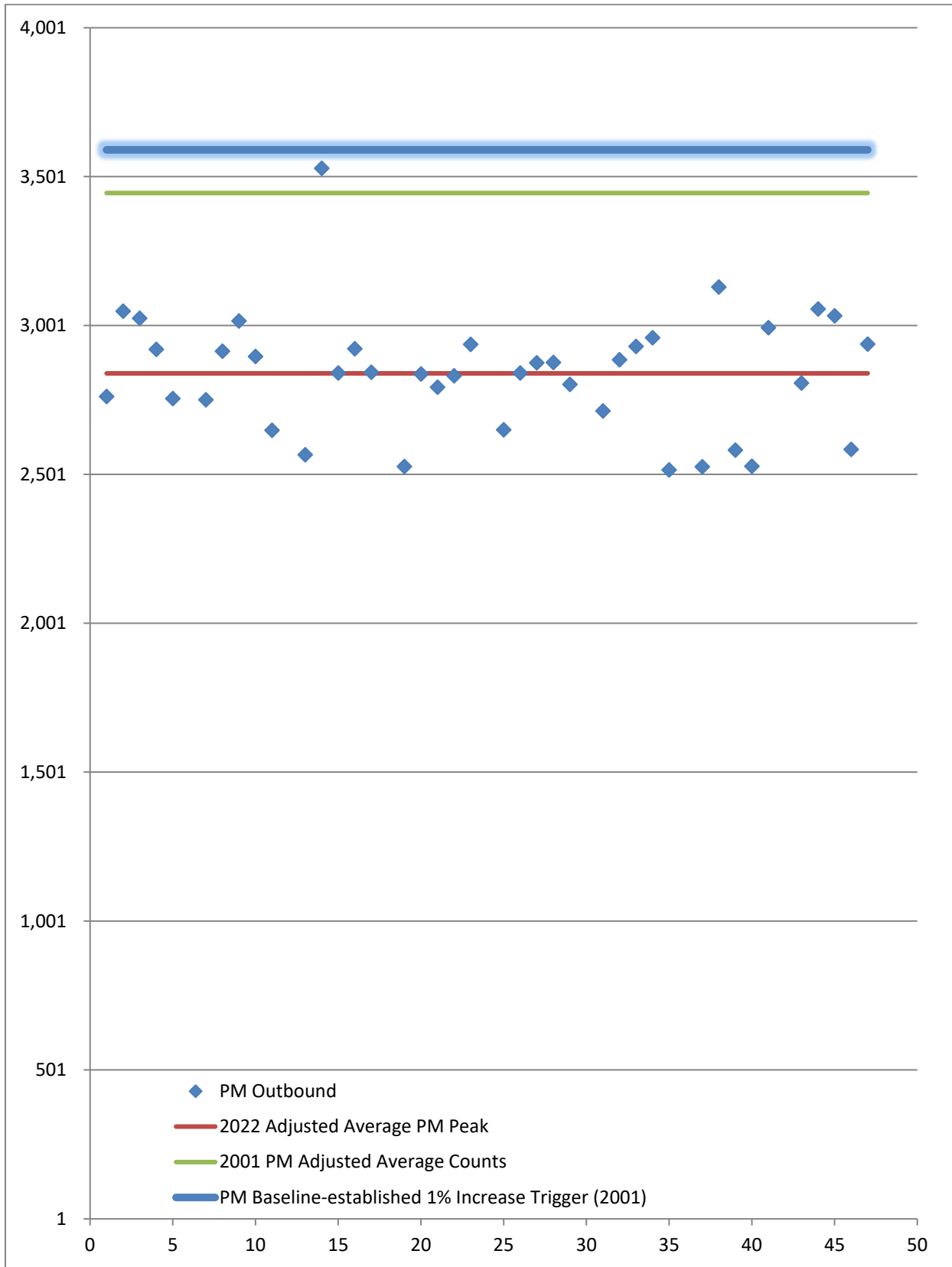


3 OUTBOUND PM TRAFFIC

The baseline counts established in 2001 under the 2000 GUP determined that an average of 3,555 or more outbound vehicles during the PM peak hour would constitute a significant increase in traffic at the 90 percent confidence level of the 2001 baseline count of 3,446 vehicles.

The 2022 results are compared to the 2001 baseline in Figure 5. The 2022 PM inbound adjusted average is 2,840 vehicles, 82 percent of the adjusted baseline from 2001. Figure 5 graphically displays the 2022 PM inbound adjusted data and compares the daily fluctuations with the 8-week average. The y-axis is the number of trips, and the x-axis is the count day when AECOM counted the number of cars.

Figure 4 2022 PM Peak-Hour Adjusted Traffic Counts



4 CONCLUSION

This year is the first year of a full return-to-normal traffic monitoring program after the COVID-19 pandemic campus shut down that began in March 2020. The 2022 average AM inbound count of 2,315 vehicles is 1,004 vehicles below the baseline 2001 AM inbound count; 1,124 vehicles lower than the upper boundary of the 90 percent confidence interval; and 1,159 vehicles lower than the established 1 percent trigger. The established 1 percent increase trigger requirement is not met for the AM peak hour; Stanford has complied with the No-Net-New-Commute-Trips requirements for 2022.

The 2022 PM outbound count of 2,840 vehicles is 606 vehicles below the baseline 2001 PM outbound count; 715 vehicles lower than the upper boundary of the 90 percent confidence interval; and 751 vehicles lower than the established 1 percent trigger. The established 1 percent increase trigger requirement is not met for the PM peak hour; Stanford has complied with the No-Net-New-Commute-Trips requirements for 2022.

Table 4 summarizes the comparison between the baseline 2001 counts and the 2022 monitoring counts.

Table 4 2022 Monitoring Comparison to Baseline

<u>Inbound AM</u>	
Adjusted average 2022 counts	2,315
Baseline-established 90% confidence interval (2001)	120
Adjusted average 2001 counts	3,319
Baseline-established significant traffic increase (2001) (+)	3,439
Baseline-established 1% increase trigger (2001)	3,474
Results fall below the 90% confidence interval by	-1,124
Results fall below the 1% trigger by	-1,159
<u>Outbound PM</u>	
Adjusted average 2022 counts	2,840
Baseline-established 90% confidence interval (2001)	109
Adjusted average 2001 counts	3,446
Baseline-established significant traffic increase (2001) (+)	3,555
Baseline-established 1% increase trigger (2001)	3,591
Results Fall below the 90% confidence interval by	-715
Results fall below the 1% trigger by	-751

5 SUMMARY AND COMPARISON OF PREVIOUS REPORTS

The purpose of the Stanford University No-Net-New-Commute-Trips Compliance Monitoring Program is to compare the volume of traffic entering and exiting the Stanford Campus during the weekday inbound AM peak and the outbound PM peak to the respective traffic baselines. This comparison is performed on an annual basis. This year, 2022, is the first full year of a return-to-normal monitoring program after the COVID-19 pandemic campus shut down. The requirements for establishing the traffic baseline and performing annual comparisons to the baseline are contained in the December 2000 Stanford Community Plan, GUP, and its Environmental Impact Report (EIR). Stanford University is required to attain a No-Net-New-Commute-Trips standard, as defined in the 2000 GUP and its EIR.

Condition of Approval G.7. in the 2000 GUP outlines the process for establishing the baseline counts and for continuing monitoring in subsequent years. The approved process is summarized as follows:

- Weekday peak-hour traffic is counted at least three times per year for a 2-week interval each time. The established methodology dictates that 8 weeks of counts are averaged to show the annual traffic level.
- All counts are recorded at 16 campus entry and exit points, which form a cordon around the campus.
- License plate numbers are recorded for each vehicle entering and exiting and compared with each other to determine the volume of cut-through traffic.
- Cordon volumes are adjusted to account for parking facilities within the cordon used by the hospital (these volumes are subtracted from the cordon line counts) and parking facilities outside the cordon used by the University (these volumes are added to the cordon line counts).¹
- A peak hour is then established for the campus based on the cordon line counts, adjusted for cut-through traffic and hospital and campus parking.

Condition of Approval G.6 in the 2000 GUP defines the peak commute directions as entering the campus in the morning peak commute hour and leaving the campus in the evening peak commute hour. The peak AM and PM commute hours are defined as the 1-hour intervals with the highest volume of traffic between 7 AM and 9 AM and between 4 PM and 6 PM, respectively, as defined by the counts. The two peak hours are considered to be independent events. For example, an increase in AM peak traffic beyond the 1 percent trigger for 2 out of 3 years would trigger the additional elements of the monitoring program without an increase in the PM peak traffic during those same years. Likewise, a significant increase during a single year in the AM and a significant increase in the PM for the following year would not trigger additional mitigation. Detailed information on the count results for each year from 2001 to the present is included later in this section of the report.

These data collection efforts have taken place for two decades, creating the opportunity to look for trends over time. Only raw traffic counts were collected in 2020 and spring 2021 due to the COVID-19 pandemic shelter in place order; for this reason, Figure 6 displays the total raw, unadjusted traffic counts for the AM and PM peak hours from 2001 through 2022 for comparison. Figure 7 displays the historical trends in the adjusted data (except for 2020, when not all of the data were not collected). The baseline and 90 percent confidence and 1 percent trigger thresholds are based on adjusted data.

¹ This methodology changed during 2018. These data were only available in the spring of 2018. In the fall of 2018, because Stanford's contractor did not deliver the needed data for this portion of the calculation, AECOM instead used fall 2017 data as a placeholder. In the spring of 2019, 2017 data were again used because Stanford collected the data itself, and it is inappropriate for Stanford to monitor its own traffic for compliance with the GUP. In the fall of 2019, however, AECOM and Stanford worked together to collect and summarize the required data. A memorandum released with the 2019 annual report provided a summary, discussion, and recommendations for how this process should be conducted in the future, based on our observations from fall 2019.

Figure 5 Peak-Hour (AM and PM) Traffic Volume Trends (Raw Traffic Data) 2001- 2022

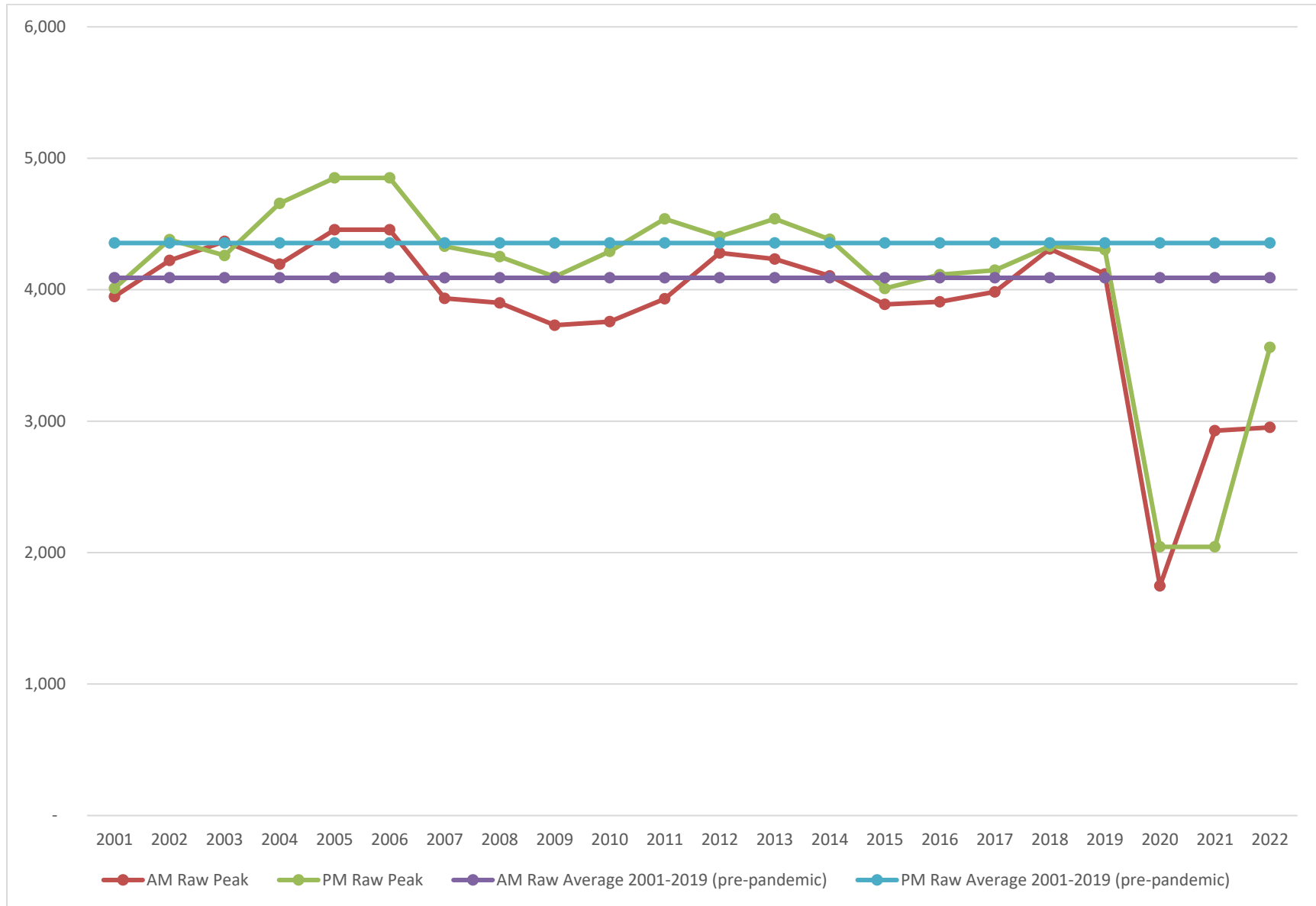
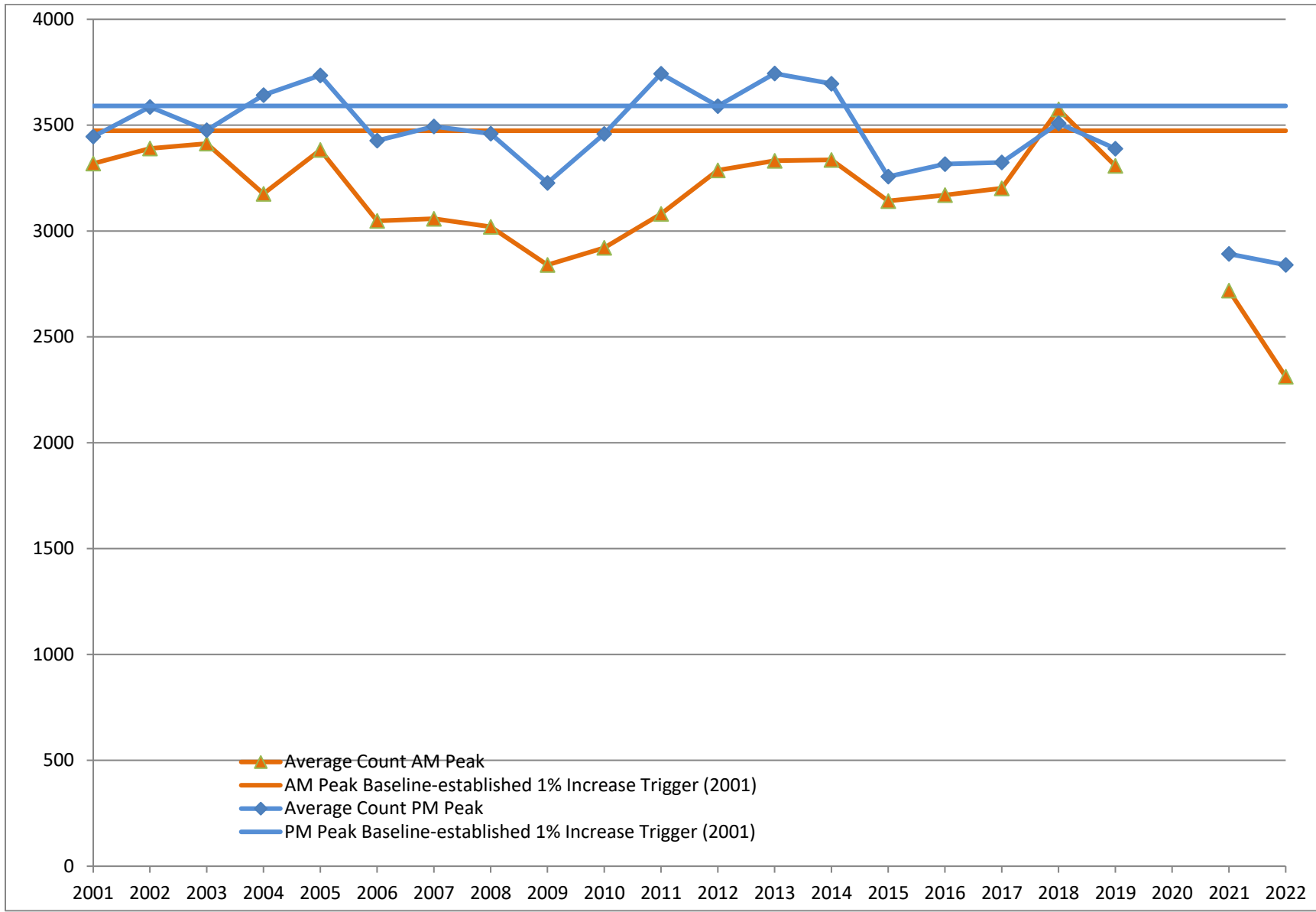


Figure 7 Peak-Hour (AM and PM) Traffic Volume Trends (Adjusted Traffic Data) 2001- 2022



The COVID-19 pandemic has caused a dramatic shift toward working at home (rather than coming into the office, which was previously seen as more desirable by Silicon Valley’s tech-industry employers). The San Francisco Bay Area, and particularly the San Jose area, has dropped in recent years in the rankings of most congested cities. This drop is likely because the region’s employment is characterized by the tech industry, whose work force has continued to work from home.² Stanford workers may not be part of this movement to stay home, and instead might actually be encouraged to drive to work due to the reduced congestion on the roadways. Therefore, a steady upward trend may be expected over the next few monitoring periods as the Stanford volumes climb back to pre-pandemic levels. However, the 2022 adjusted volumes are slightly lower than the fall 2021 data. Gas prices were at a historic high in March 2022, which may have influenced some potential drivers to stay home instead of returning to the workplace. However, the San Francisco Chronicle reported that traffic patterns did not appear to be depressed by the high gas prices.³

The following is a summary of the baseline report prepared in 2001 and of the 21 years of monitoring from 2002 through 2022.

5.1 Traffic Baseline Report

The Traffic Baseline Report represents the first year of traffic monitoring. This report established the baseline conditions to which subsequent years are compared.

5.1.1 Stanford University No-Net-New-Commute-Trips Compliance Monitoring Program Report – 2001 GUP Baseline

The 2001 Baseline Report was originally issued on July 3, 2002. An update to that report was issued on October 15, 2003. In accordance with the provisions of the GUP, this original Traffic Baseline Report established the standard for measuring future traffic impacts to the No-Net-New-Commute-Trips standard. No conclusions were drawn from this report.

The following were the count dates of the 2001 Baseline Report:

- Week of April 2, 2001
- Week of April 9, 2001
- Week of April 23, 2001
- Week of April 30, 2001
- Week of May 7, 2001
- Week of May 14, 2001
- Week of October 22, 2001
- Week of October 29, 2001

The following were the results of the 2001 Baseline Monitoring:

Inbound AM:

Average count	3,319
90 percent confidence interval	± 120
Significant traffic increase	3,439
1 percent increase trigger	3,474

² According to TomTom, referenced in the San Francisco Chronicle, “Bay Area traffic patterns show how much the region lags the U.S. in returning to offices,” March 5, 2022. Available online at: <https://www.sfchronicle.com/bayarea/article/Bay-Area-traffic-patterns-show-how-much-the-16975503.php>. Accessed on September 9, 2022.

³ San Francisco Chronicle, “There’s one hour of the week where Bay Bridge traffic is surpassing pre-pandemic levels,” August 11, 2022. Available online at: <https://www.sfchronicle.com/bayarea/article/Golden-Gate-Bridge-Bay-Area-traffic-17365695.php>. Accessed on September 9, 2022.

Also reviewed: Palo Alto Online, “As traffic returns to Bay Area highways, congestion is still less than before the pandemic,” March 14, 2022. Available online at: <https://www.paloaltoonline.com/news/2022/03/14/as-traffic-returns-to-bay-area-highways-congestion-is-still-less-than-before-the-pandemic>. Accessed on September 9, 2022.

Outbound PM:

Average	3,446
90 percent confidence interval	± 109
Significant traffic increase	3,555
1 percent increase trigger	3,591

5.1.2 Stanford University No-Net-New-Commute-Trips Compliance Monitoring Program Report – 2002 Monitoring Report #1

The 2002 Monitoring Report was originally issued in July 2003. The count dates for the 2002 Monitoring Report were as follows:

- Week of April 15, 2002
- Week of April 22, 2002
- Week of April 29, 2002
- Week of May 6, 2002
- Week of May 13, 2002
- Week of May 20, 2002
- Week of October 14, 2002
- Week of October 21, 2002

The 2002 Monitoring Report concluded that the adjusted AM inbound count totaled 3,390 vehicles. This represents an increase of 71 vehicles, which fell within the 90 percent confidence interval and did not represent a significant AM inbound traffic increase. The PM outbound count totaled 3,678 vehicles, which was an increase of 232 vehicles from the baseline and was higher than the 90 percent confidence interval. This count exceeded the 1 percent trigger of 3,591 vehicles by 87. The following is a summary of the results of the 2002 Monitoring Report, contained in the July 2003 document.

Inbound AM:

Adjusted average 2002 count	3,390
Baseline-established 90 percent confidence interval (2001)	± 120
Baseline-established significant traffic increase (2001)	3,439
Baseline-established 1 percent increase trigger (2001)	3,474
Result (falls below the 1 percent trigger by 84)	-84

Outbound PM:

Adjusted average 2002 count	3,678
Baseline-established 90 percent confidence interval (2001)	± 109
Baseline-established significant traffic increase (2001)	3,555
Baseline-established 1 percent increase trigger (2001)	3,591
Result (232 increase in vehicles exceeds the trigger by 87 vehicles)	+87

5.1.2.1 Adjustment 1 to 2002 Monitoring Report

An update to the original 2002 Monitoring Report was issued on October 15, 2003. Following the publication of the July 2003 report, Stanford and the County separately analyzed traffic data for the Stanford Homecoming Week. Based on consultation with Stanford and independent analysis of County consultant traffic data, the County determined that data collected for the week of Homecoming should not be included in the comparison data set. The rationale for this decision was that this event (Homecoming) had been ongoing for years, was not included in the baseline count, and would continue to be an annual event. The County communicated to Stanford that other future “large events” would not be excluded from future counts. The revised report substituted the week of October 28, 2002, for the previously counted week of October 14, 2002. The following are the results of the Revised 2002 Monitoring Report.

Inbound AM:

Adjusted average 2002 count	3,287
Baseline-established 90 percent confidence interval (2001)	± 120
Baseline-established significant traffic increase (2001)	3,439
Baseline-established 1 percent increase trigger (2001)	3,474
Result (falls below the 1 percent trigger by 187)	-187

Outbound PM:

Adjusted average 2002 count	3,598
Baseline-established 90 percent confidence interval (2001)	± 109
Baseline-established significant traffic increase (2001)	3,555
Baseline-established 1 percent increase trigger (2001)	3,591
Result (152 increase in vehicles exceeds the trigger by seven vehicles)	+7

5.1.2.2 Adjustment 2 to the 2002 Monitoring Report

Subsequent to the first adjustment to the 2002 Monitoring Report, Stanford informed the County that additional Marguerite shuttle runs had been introduced to campus since the completion of the baseline count and thus were counted in the Year 1 (2002) comparison counts. This addition resulted in an increase of 12 vehicles in each peak hour. County staff determined that these new bus lines should be subtracted from the comparison count. This determination led to the following end result:

Inbound AM:

Adjusted average 2002 count	3,275
Baseline-established 90 percent confidence interval (2001)	± 120
Baseline-established significant traffic increase (2001)	3,439
Baseline-established 1 percent increase trigger (2001)	3,474
Result (falls below the 1 percent trigger by 199)	-199

Outbound PM:

Adjusted average 2002 count	3,586
Baseline-established 90 percent confidence interval (2001)	± 109
Baseline-established significant traffic increase (2001)	3,555
Baseline-established 1 percent increase trigger (2001)	3,591
Result (falls below the 1 percent trigger by five vehicles)	-5

The AM inbound adjusted average shows a decrease of 44 vehicles from the baseline; this decrease falls within the 90 percent confidence interval of ± 120. Because the established 1 percent increase trigger requirement is not met, no additional mitigation is required.

The PM outbound adjusted average shows an increase of 140 vehicles from the baseline count; this increase falls above the +90 percent confidence interval by 31 vehicles. This increase falls below the 1 percent increase trigger by five vehicles. Because the established 1 percent increased trigger requirement is not met, no additional mitigation is required. The 2002 volumes compared to 2001 baseline volumes do not constitute a statistically significant increase in either the AM or the PM peak hours and no mitigation measure is required.

5.1.3 Stanford University No-Net-New-Commute-Trips Compliance Monitoring Program Report – 2003 Monitoring Report #2

This section summarizes the 2003 Monitoring Report. The count dates for the 2003 Monitoring Report were as follows:

- Week of April 7, 2003
- Week of April 21, 2003
- Week of April 28, 2003
- Week of May 5, 2003
- Week of May 12, 2003
- Week of May 19, 2003
- Week of September 29, 2003
- Week of October 20, 2003

The 2003 Monitoring Report concluded that the adjusted AM inbound count totaled 3,413 vehicles. This represents an increase of 94 vehicles, which fell within the 90 percent confidence interval and did not represent a significant AM inbound traffic increase. The PM outbound count totaled 3,476 vehicles, which was an increase of 30 vehicles from the baseline, and also fell within the 90 percent confidence interval. The following is a summary of the results of the 2003 Monitoring Report.

Inbound AM:

Adjusted average 2003 count	3,413
Baseline-established 90 percent confidence interval (2001)	± 120
Baseline-established significant traffic increase (2001)	3,439
Baseline-established 1 percent increase trigger (2001)	3,474
Result (falls below the 90 percent confidence interval by 26)	-26
Result (falls below the 1 percent trigger by 61 vehicles)	-61

Outbound PM:

Adjusted average 2003 count	3,476
Baseline-established 90 percent confidence interval (2001)	± 109
Baseline-established significant traffic increase (2001)	3,555
Baseline-established 1 percent increase trigger (2001)	3,591
Result (falls below the 90 percent confidence interval by 79 vehicles)	-79
Result (falls below the 1 percent trigger by 115 vehicles)	-115

5.1.4 Stanford University No-Net-New-Commute-Trips Compliance Monitoring Program Report – 2004 Monitoring Report #3

This section summarizes the 2004 Monitoring Report. The count dates for the 2004 Monitoring Report were as follows:

- Week of April 12, 2004
- Week of April 19, 2004
- Week of April 26, 2004
- Week of May 3, 2004
- Week of May 10, 2004
- Week of May 17, 2004
- Week of September 27, 2004
- Week of October 4, 2004

The 2004 Monitoring Report concluded that the adjusted AM inbound count totaled 3,176 vehicles. This represents a decrease of 143 vehicles, which fell within the 90 percent confidence interval and did not represent a significant AM inbound traffic increase. The PM outbound count totaled 3,642 vehicles, which was an increase of 196 vehicles from the baseline; it is 87 vehicles above 90 percent confidence interval and 51 vehicles more than the 1 percent established trigger. The following is a summary of the results of the initial 2004 Monitoring Report.

Inbound AM:

Adjusted average 2004 count	3,176
Baseline-established 90 percent confidence interval (2001)	± 120
Baseline-established significant traffic increase (2001)	3,439
Baseline-established 1 percent increase trigger (2001)	3,474
Result (falls below the 90 percent confidence interval by 263)	-263
Result (falls below the 1 percent trigger by 298 vehicles)	-298

Outbound PM:

Adjusted average 2004 count	3,642
Baseline-established 90 percent confidence interval (2001)	± 109
Baseline-established significant traffic increase (2001)	3,555
Baseline-established 1 percent increase trigger (2001)	3,591
Result (falls above the 90 percent confidence interval by 87 vehicles)	+87
Result (falls above the 1 percent trigger by 51 vehicles)	+51

Outbound PM:

Adjusted average 2004 count	3,642
Baseline-established 90 percent confidence interval (2001)	± 109
Baseline-established significant traffic increase (2001)	3,555
Baseline-established 1 percent increase trigger (2001)	3,591
Result (falls above the 90 percent confidence interval by 87 vehicles)	+87
Result (falls above the 1 percent trigger by 51 vehicles)	+51
2004 trip credit	-66
Result with trip credit (falls below the 1 percent trigger by 15 vehicles)	-15

5.1.5 Stanford University No-Net-New-Commute-Trips Compliance Monitoring Program Report – 2005 Monitoring Report #4

This section summarizes the 2005 Monitoring Report. The count dates for the 2005 Monitoring Report were as follows:

- Week of April 4, 2005
- Week of April 11, 2005
- Week of April 18, 2005
- Week of April 25, 2005
- Week of May 2, 2005
- Week of May 9, 2005
- Week of September 26, 2005
- Week of October 3, 2005

The 2005 Monitoring Report concluded that the adjusted AM inbound count totaled 3,383 vehicles. This represents an increase of 64 vehicles, which fell within the 90 percent confidence interval and did not represent a significant AM inbound traffic increase. The PM outbound count totaled 3,735 vehicles, which was an increase of 289 vehicles from the baseline; it is above the 90 percent confidence interval by 180 vehicles and above the 1 percent increase trigger by 144 vehicles. The following is a summary of the results of the 2005 Monitoring Report.

Inbound AM:

Adjusted average 2005 count	3,383
Baseline-established 90 percent confidence interval (2001)	± 120
Baseline-established significant traffic increase (2001)	3,439
Baseline-established 1 percent increase trigger (2001)	3,474
Result (falls below the 90 percent confidence interval by 56)	-56
Result (falls below the 1 percent trigger by 91 vehicles)	-91

Outbound PM:

Adjusted average 2005 count	3,735
Baseline-established 90 percent confidence interval (2001)	± 109
Baseline-established significant traffic increase (2001)	3,555
Baseline-established 1 percent increase trigger (2001)	3,591
Result (falls above the 90 percent confidence interval by 180 vehicles)	+180
Result (falls above the 1 percent trigger by 144 vehicles)	+144

The 2000 Stanford GUP Condition G.8. specifies that the County will recognize and “credit” Stanford’s off-campus trip reduction efforts within defined geographic boundaries. These credits will be applied to Stanford’s attainment of the No-Net-New-Commute-Trips standard. In 2003, Stanford and the County discussed potential methodologies for providing credits to Stanford. The County developed draft guidelines, which were reviewed by the Community Resource Group. The Planning Office approved the final guidelines on October 9, 2003. These guidelines are presented in the “Stanford Traffic Cordon Count Credit Guidelines,” dated October 28, 2003.

On April 24, 2006, Stanford submitted a 2005 trip credit report that was reviewed by AECOM. This report documented a credit of 174 trips for the increase in the number of bus trips across the cordon points and the number of transit passengers served outside the cordon area in the PM peak hour between the 2001 baseline and 2005. Using the new Marguerite shuttle Automated Transportation Management System, the number of passengers getting on and off the shuttle at each stop was counted. Most of the trip credits claimed are for passengers (primarily Stanford Hospital employees) getting on the shuttle outside the cordon area and traveling to the Palo Alto Caltrain station. As outlined in the adopted guidelines, full credits are claimed for trips in the peak commute direction, and one-third credits are claimed for trips in the reverse direction. Pass-through credits are claimed for those passengers who board outside the cordon, pass through the campus, and then alight outside the campus, based on onboard surveys. As

summarized below, with the trip credit of 174 trips, Stanford did not exceed the No-Net-New-Commute-Trips standard, based on the 2005 monitoring program.

Outbound PM:

Adjusted average 2005 count	3,735
Baseline-established 90 percent confidence interval (2001)	± 109
Baseline-established significant traffic increase (2001)	3,555
Baseline-established 1 percent increase trigger (2001)	3,591
Result (falls above the 90 percent confidence interval by 180 vehicles)	+180
Result (falls above the 1 percent trigger by 144 vehicles)	+144
2005 trip credit	-174
Result with trip credit (falls below the 1 percent trigger by 30 vehicles)	-30

5.1.6 Stanford University No-Net-New-Commute-Trips Compliance Monitoring Program Report – 2006 Monitoring Report #5

This section summarizes the 2006 Monitoring Report. The count dates for the 2006 Monitoring Report were as follows:

- Week of April 17, 2006
- Week of April 24, 2006
- Week of May 1, 2006
- Week of May 8, 2006
- Week of May 15, 2006
- Week of May 22, 2006
- Week of October 16, 2006
- Week of October 23, 2006

The 2006 Monitoring Report concluded that the adjusted AM inbound count totaled 3,048 vehicles. This represents a decrease of 271 vehicles from baseline, falls within the 90 percent confidence interval, and does not represent a significant AM inbound traffic increase. The PM outbound count totaled 3,427 vehicles, which was a decrease of 19 vehicles from the baseline; it is 128 vehicles below the 90 percent confidence interval and 164 vehicles below the 1 percent established trigger. The following is a summary of the results of the 2006 Monitoring Report.

Inbound AM:

Adjusted average 2006 count	3,048
Baseline-established 90 percent confidence interval (2001)	± 120
Baseline-established significant traffic increase (2001)	3,439
Baseline-established 1 percent increase trigger (2001)	3,474
Result (falls below the 90 percent confidence interval by 391 vehicles)	-391
Result (falls below the 1 percent increase trigger by 426 vehicles)	-426

Outbound PM:

Adjusted average 2006 count	3,427
Baseline-established 90 percent confidence interval (2001)	± 109
Baseline-established significant traffic increase (2001)	3,555
Baseline-established 1 percent increase trigger (2001)	3,591
Result (falls below the 90 percent confidence interval by 128 vehicles)	-128
Result (falls below the 1 percent trigger by 164 vehicles)	-164

5.1.7 Stanford University No-Net-New-Commute-Trips Compliance Monitoring Program Report – 2007 Monitoring Report #6

This section summarizes the 2007 Monitoring Report. The count dates for the 2007 Monitoring Report were as follows:

- Week of April 9, 2007
- Week of April 16, 2007
- Week of April 23, 2007
- Week of April 30, 2007
- Week of May 7, 2007
- Week of May 14, 2007
- Week of October 15, 2007
- Week of October 22, 2007

The 2007 Monitoring Report concluded that the adjusted AM inbound count totaled 3,058 vehicles. This represents a decrease of 261 vehicles from baseline. The PM outbound count totaled 3,494 vehicles, which is an increase of 48 vehicles from the baseline; it is 61 vehicles below the 90 percent confidence interval and 97 vehicles below the 1 percent established trigger. The following is a summary of the results of the 2007 Monitoring Report.

Inbound AM:

Adjusted average 2007 count	3,058
Baseline-established 90 percent confidence interval (2001)	± 120
Baseline-established significant traffic increase (2001)	3,439
Baseline-established 1 percent increase trigger (2001)	3,474
Result (falls below the 90 percent confidence interval by 381 vehicles)	-381
Result (falls below the 1 percent increase trigger by 416 vehicles)	-416

Outbound PM:

Adjusted average 2007 count	3,494
Baseline-established 90 percent confidence interval (2001)	± 109
Baseline-established significant traffic increase (2001)	3,555
Baseline-established 1 percent increase trigger (2001)	3,591
Result (falls below the 90 percent confidence interval by 61 vehicles)	-61
Result (falls below the 1 percent trigger by 97 vehicles)	-97

5.1.8 Stanford University No-Net-New-Commute-Trips Compliance Monitoring Program Report – 2008 Monitoring Report #7

This section summarizes the 2008 Monitoring Report. The count dates for the 2008 Monitoring Report were as follows:

- Week of April 7, 2008
- Week of April 14, 2008
- Week of April 21, 2008
- Week of April 28, 2008
- Week of May 5, 2008
- Week of May 12, 2008
- Week of October 13, 2008
- Week of October 20, 2008

The 2008 Monitoring Report concluded that the adjusted AM inbound count totaled 3,020 vehicles. This represents a decrease of 299 vehicles from baseline, falls within the 90 percent confidence interval, and does not represent a significant AM inbound traffic increase. The PM outbound count totaled 3,460 vehicles, which is an increase of 14 vehicles from the baseline; it is 95 vehicles below the 90 percent confidence interval and 131 vehicles below the 1 percent established trigger. The following is a summary of the results of the 2008 Monitoring Report.

Inbound AM:

Adjusted average 2008 count	3,020
Baseline-established 90 percent confidence interval (2001)	± 120
Baseline-established significant traffic increase (2001)	3,439
Baseline-established 1 percent increase trigger (2001)	3,474
Result (falls below the 90 percent confidence interval by 419 vehicles)	-419
Result (falls below the 1 percent increase trigger by 454 vehicles)	-454

Outbound PM:

Adjusted average 2008 count	3,460
Baseline-established 90 percent confidence interval (2001)	± 109
Baseline-established significant traffic increase (2001)	3,555
Baseline-established 1 percent increase trigger (2001)	3,591
Result (falls below the 90 percent confidence interval by 95 vehicles)	-95
Result (falls below the 1 percent trigger by 131 vehicles)	-131

5.1.9 Stanford University No-Net-New-Commute-Trips Compliance Monitoring Program Report – 2009 Monitoring Report #8

This section summarizes the 2009 Monitoring Report. The count dates for the 2009 Monitoring Report were as follows:

- Week of April 13, 2009
- Week of April 20, 2009
- Week of April 27, 2009
- Week of May 4, 2009
- Week of May 11, 2009
- Week of May 18, 2009
- Week of October 5, 2009
- Week of October 12, 2009

The 2009 Monitoring Report concluded that the adjusted AM inbound count totaled 2,840 vehicles. This represents a decrease of 479 vehicles from baseline, falls within the 90 percent confidence interval, and does not represent a significant AM inbound traffic increase. The PM outbound count totaled 3,227 vehicles, which is a decrease of 219 vehicles from the baseline; it is 328 vehicles below the 90 percent confidence interval and 364 vehicles below the 1 percent established trigger. The following is a summary of the results of the 2009 Monitoring Report.

Inbound AM:

Adjusted average 2009 count	2,840
Baseline-established 90 percent confidence interval (2001)	± 120
Baseline-established significant traffic increase (2001)	3,439
Baseline-established 1 percent increase trigger (2001)	3,474
Result (falls below the 90 percent confidence interval by 599 vehicles)	-599
Result (falls below the 1 percent increase trigger by 634 vehicles)	-634

Outbound PM:

Adjusted average 2009 count	3,227
Baseline-established 90 percent confidence interval (2001)	± 109
Baseline-established significant traffic increase (2001)	3,555
Baseline-established 1 percent increase trigger (2001)	3,591
Result (falls below the 90 percent confidence interval by 328 vehicles)	-328
Result (falls below the 1 percent increase trigger by 364 vehicles)	-364

5.1.10 Stanford University No-Net-New-Commute-Trips Compliance Monitoring Program Report – 2010 Monitoring Report #9

This section summarizes the 2010 Monitoring Report. The count dates for the 2010 Monitoring Report were as follows:

- Week of April 5, 2010
- Week of April 19, 2010
- Week of April 26, 2010
- Week of May 3, 2010
- Week of May 10, 2010
- Week of May 17, 2010
- Week of October 25, 2010
- Week of November 1, 2010

The 2010 Monitoring Report concluded that the adjusted AM inbound count totaled 2,921 vehicles. This represents a decrease of 398 vehicles from baseline falls below the 90 percent confidence interval; it does not represent a significant AM inbound traffic increase. The PM outbound count totaled 3,459 vehicles, which is an increase of 13 vehicles from the baseline; it is 96 vehicles below the 90 percent confidence interval and 132 vehicles below the 1 percent established trigger. The following is a summary of the results of the 2010 Monitoring Report.

Inbound AM:

Adjusted average 2010 count	2,921
Baseline-established 90 percent confidence interval (2001)	± 120
Baseline-established significant traffic increase (2001)	3,439
Baseline-established 1 percent increase trigger (2001)	3,474
Result (falls below the 90 percent confidence interval by 518 vehicles)	-518
Result (falls below the 1 percent increase trigger by 553 vehicles)	-553

Outbound PM:

Adjusted average 2010 count	3,459
Baseline-established 90 percent confidence interval (2001)	± 109
Baseline-established significant traffic increase (2001)	3,555
Baseline-established 1 percent increase trigger (2001)	3,591
Result (falls below the 90 percent confidence interval by 96 vehicles)	-96
Result (falls below the 1 percent increase trigger by 132 vehicles)	-132

5.1.11 Stanford University No-Net-New-Commute-Trips Compliance Monitoring Program Report – 2011 Monitoring Report #10

This section summarizes the 2011 Monitoring Report. The count dates for the 2011 Monitoring Report were as follows:

- Week of April 18, 2011
- Week of April 25, 2011
- Week of May 2, 2011
- Week of May 9, 2011
- Week of May 16, 2011
- Week of May 23, 2011
- Week of October 24, 2011
- Week of October 31, 2011

The 2011 Monitoring Report concluded that the adjusted AM inbound count totaled 3,081 vehicles. This represents a decrease of 238 vehicles from baseline, falls within the 90 percent confidence interval, and does not represent a significant AM inbound traffic increase. The PM outbound count totaled 3,743 vehicles, which is an increase of 297 vehicles from the baseline; it is above the 90 percent confidence interval by 188 vehicles and above the 1 percent increase trigger by 152 vehicles. The following is a summary of the results of the 2011 Monitoring Report.

Inbound AM:

Adjusted average 2011 count	3,081
2001 baseline	3,319
Baseline-established 90 percent confidence interval (2001)	± 120
Baseline-established significant traffic increase (2001)	3,439
Baseline-established 1 percent increase trigger (2001)	3,474
Result (falls below the 90 percent confidence interval by 358 vehicles)	-358
Result (falls below the 1 percent increase trigger by 393 vehicles)	-393

Outbound PM:

Adjusted average 2011 count	3,743
2001 baseline	3,446
Baseline-established 90 percent confidence interval (2001)	± 109
Baseline-established significant traffic increase (2001)	3,555
Baseline-established 1 percent increase trigger (2001)	3,591
Result (exceeds the 90 percent confidence interval by 188 vehicles)	+188
Result (exceeds the 1 percent trigger by 152 vehicles)	+152

The 2000 Stanford GUP Condition G.8. specifies that the County will recognize and “credit” Stanford’s off-campus trip reduction efforts within defined geographic boundaries. These credits will be applied to Stanford’s attainment of the No-Net-New-Commute-Trips standard. In 2003, Stanford and the County discussed potential methodologies for providing credits to Stanford. The County developed draft guidelines, which were reviewed by the Community Resource Group. The Planning Office approved the final guidelines on October 9, 2003. These guidelines are presented in the “Stanford Traffic Cordon Count Credit Guidelines,” dated October 28, 2003.

On February 24, 2012, Stanford submitted a 2011 trip credit report that was reviewed by AECOM. This report documented a credit of 203 trips for the increase in the number of bus trips across the cordon points and the number of transit passengers served outside the cordon area in the PM peak hour between the 2001 baseline and 2011. As outlined in the adopted guidelines, full credits are claimed for trips in the peak commute direction, and one-third credits are claimed for trips in the reverse direction. As summarized below, with the trip credit of 203 trips, Stanford does not exceed the No-Net-New-Commute-Trips standard, based on the 2011 monitoring program.

Outbound PM:

Adjusted average 2011 count	3,743
2001 baseline	3,446
Baseline-established 90 percent confidence interval (2001)	± 109
Baseline-established significant traffic increase (2001)	3,555
Baseline-established 1 percent increase trigger (2001)	3,591
Result (exceeds the 90 percent confidence interval by 188 vehicles)	+188
Result (exceeds the 1 percent trigger by 152 vehicles)	+152
2011 trip credit	-203
Result with trip credit (falls below the 1 percent trigger by 51 vehicles)	-51

5.1.12 Stanford University No-Net-New-Commute-Trips Compliance Monitoring Program Report – 2012 Monitoring Report #11

This section summarizes the 2012 Monitoring Report. The count dates for the 2012 Monitoring Report were as follows:

- Week of April 9, 2012
- Week of April 16, 2012
- Week of April 23, 2012
- Week of April 30, 2012
- Week of May 7, 2012
- Week of May 14, 2012
- Week of October 22, 2012
- Week of October 29, 2012 (not used)

The 2012 Monitoring Report concluded that the adjusted AM inbound count totaled 3,287 vehicles. This represents a decrease of 32 vehicles from baseline, falls within the 90 percent confidence interval, and does not represent a significant AM inbound traffic increase. The PM outbound count totaled 3,590 vehicles, which is an increase of 144 vehicles from the baseline; it is above the 90 percent confidence interval by 35 vehicles and below the 1 percent established trigger by one vehicle. Count information for the week of October 29, 2012 (Week 8) was not used due to irregular traffic volumes caused by the construction on Junipero Serra Boulevard. As noted earlier, monitoring is only required for a minimum of 6 weeks per year. Therefore, the data collection for 2012 meets the requirements of Condition of Approval G.7.

The following is a summary of the results of the 2012 Monitoring Report.

Inbound AM:

Adjusted average 2012 count	3,287
2001 baseline	3,319
Baseline-established 90 percent confidence interval (2001)	± 120
Baseline-established significant traffic increase (2001)	3,439
Baseline-established 1 percent increase trigger (2001)	3,474
Result (falls below the 90 percent confidence interval by 152 vehicles)	-152
Result (falls below the 1 percent increase trigger by 187 vehicles)	-187

Outbound PM:

Adjusted average 2012 count	3,590
2001 baseline	3,446
Baseline-established 90 percent confidence interval (2001)	± 109
Baseline-established significant traffic increase (2001)	3,555
Baseline-established 1 percent increase trigger (2001)	3,591
Result (exceeds the 90 percent confidence interval by 35 vehicles)	+35
Result (falls below the 1 percent trigger by one vehicle)	-1

The 2000 Stanford GUP Condition G.8. specifies that the County will recognize and “credit” Stanford’s off-campus trip reduction efforts within defined geographic boundaries. These credits will be applied to Stanford’s attainment of the No-Net-New-Commute-Trips standard. In 2003, Stanford and the County discussed potential methodologies for providing credits to Stanford. The County developed draft guidelines, which were reviewed by the Community Resource Group. The Planning Office approved the final guidelines on October 9, 2003. These guidelines are presented in the “Stanford Traffic Cordon Count Credit Guidelines,” dated October 28, 2003.

On January 22, 2013, Stanford submitted a 2012 trip credit report that was reviewed by AECOM. This report documented a credit of 301 trips for the increase in the number of bus trips across the cordon points and the number of transit passengers served outside the cordon area in the PM peak hour between the 2001 baseline and 2012. As outlined in the adopted guidelines, full credits are claimed for

trips in the peak commute direction and 1/3 credit claimed for trips in the reverse direction. The following is a summary of the 2012 Outbound PM results with the trip credit of 301 trips.

Outbound PM:

Adjusted average 2012 count	3,590
2001 baseline	3,446
Baseline-established 90 percent confidence interval (2001)	± 109
Baseline-established significant traffic increase (2001)	3,555
Baseline-established 1 percent increase trigger (2001)	3,591
Result (exceeds the 90 percent confidence interval by 35 vehicles)	+35
Result (falls below the 1 percent trigger by one vehicle)	-1
2012 trip credit	-301
Result with trip credit (falls below the 1 percent trigger by 302 vehicles)	-302

5.1.13 Stanford University No-Net-New-Commute-Trips Compliance Monitoring Program Report – 2013 Monitoring Report #12

This section summarizes the 2013 Monitoring Report. The count dates for the 2013 Monitoring Report were as follows:

- Week of April 8, 2013
- Week of April 15, 2013
- Week of April 22, 2013
- Week of April 29, 2013
- Week of May 6, 2013
- Week of May 13, 2013
- Week of October 21, 2013
- Week of October 28, 2013

The 2013 Monitoring Report concluded that the adjusted AM inbound count totaled 3,332 vehicles. This represents an increase of 13 vehicles from baseline; it is 107 vehicles below the 90 percent confidence interval and 142 vehicles below the 1 percent established trigger. The PM outbound count totaled 3,744 vehicles, which is an increase of 298 vehicles from the baseline and is above the 90 percent confidence interval by 189 vehicles and above the 1 percent increase trigger by 153 vehicles.

The following is a summary of the 2013 Monitoring Report results.

Inbound AM:

Adjusted average 2013 count	3,332
2001 baseline	3,319
Baseline-established 90 percent confidence interval (2001)	± 120
Baseline-established significant traffic increase (2001)	3,439
Baseline-established 1 percent increase trigger (2001)	3,474
Result (falls below the 90 percent confidence interval by 107 vehicles)	-107
Result (falls below the 1 percent increase trigger by 142 vehicles)	-142

Outbound PM:

Adjusted average 2013 count	3,744
2001 baseline	3,446
Baseline-established 90 percent confidence interval (2001)	± 109
Baseline-established significant traffic increase (2001)	3,555
Baseline-established 1 percent increase trigger (2001)	3,591
Result (exceeds the 90 percent confidence interval by 189 vehicles)	+189
Result (exceeds the 1 percent trigger by 153 vehicles)	+153

The 2000 Stanford GUP Condition G.8. specifies that the County will recognize and “credit” Stanford’s off-campus trip reduction efforts within defined geographic boundaries. These credits will be applied to Stanford’s attainment of the No-Net-New-Commute-Trips standard. In 2003, Stanford and the County discussed potential methodologies for providing credits to Stanford. The County developed draft guidelines, which were reviewed by the Community Resource Group. The Planning Office approved the final guidelines on October 9, 2003. These guidelines are presented in the “Stanford Traffic Cordon Count Credit Guidelines,” dated October 28, 2003.

On January 31, 2014, Stanford submitted a 2013 trip credit report that was reviewed by AECOM. This report documented a credit of 339 trips for the increase in the number of bus trips across the cordon points and the number of transit passengers served outside the cordon area in the PM peak hour between the 2001 baseline and 2013. As outlined in the adopted guidelines, full credits are claimed for trips in the peak commute direction, and one-third credits are claimed for trips in the reverse direction. The following is a summary of the 2013 Outbound PM results with the trip credit of 339 trips.

Outbound PM:

Adjusted average 2013 count	3,744
2001 baseline	3,446
Baseline-established 90 percent confidence interval (2001)	± 109
Baseline-established significant traffic increase (2001)	3,555
Baseline-established 1 percent increase trigger (2001)	3,591
Result (exceeds the 90 percent confidence interval by 189 vehicles)	+189
Result (exceeds the 1 percent trigger by 153 vehicles)	+153
2013 trip credit	-339
Result with trip credit (falls below the 1 percent trigger by 186 vehicles)	-186

5.1.14 Stanford University No-Net-New-Commute-Trips Compliance Monitoring Program Report – 2014 Monitoring Report #13

This section summarizes the 2014 Monitoring Report. The count dates for the 2014 Monitoring Report were as follows:

- Week of April 7, 2014
- Week of April 14, 2014
- Week of April 21, 2014
- Week of April 28, 2014
- Week of May 5, 2014
- Week of May 12, 2014
- Week of September 29, 2014
- Week of October 6, 2014
(October 10, 2014 data not used)

The 2014 Monitoring Report concluded that the adjusted AM inbound count totaled 3,336 vehicles. This represents an increase of 17 vehicles from baseline; it is 103 vehicles below the 90 percent confidence interval and 138 vehicles below the 1 percent established trigger. The PM outbound count totaled 3,696 vehicles, which is an increase of 250 vehicles from the baseline and is above the 90 percent confidence interval by 141 vehicles and above the 1 percent increase trigger by 105 vehicles. Count information for Friday, October 10, 2014 (Week 8) was not used because of irregular traffic volumes likely attributable to the Palo Alto Unified School District not being in session due to a staff development day and to a Stanford home football game. As noted earlier, monitoring is required for a minimum of 6 weeks per year. Therefore, the data collection for 2014 meets the requirements of Condition of Approval G.7.

The following is a summary of the 2014 Monitoring Report results.

Inbound AM:

Adjusted average 2014 count	3,336
2001 baseline	3,319
Baseline-established 90 percent confidence interval (2001)	± 120
Baseline-established significant traffic increase (2001)	3,439
Baseline-established 1 percent increase trigger (2001)	3,474
Result (falls below the 90 percent confidence interval by 103 vehicles)	-103
Result (falls below the 1 percent increase trigger by 138 vehicles)	-138

Outbound PM:

Adjusted average 2014 count	3,696
2001 baseline	3,446
Baseline-established 90 percent confidence interval (2001)	± 109
Baseline-established significant traffic increase (2001)	3,555
Baseline-established 1 percent increase trigger (2001)	3,591
Result (exceeds the 90 percent confidence interval by 141 vehicles)	+141
Result (exceeds the 1 percent trigger by 105 vehicles)	+105

The 2000 Stanford GUP Condition G.8. specifies that the County will recognize and “credit” Stanford’s off-campus trip reduction efforts within defined geographic boundaries. These credits will be applied to Stanford’s attainment of the No-Net-New-Commute-Trips standard. In 2003, Stanford and the County discussed potential methodologies for providing credits to Stanford. The County developed draft guidelines, which were reviewed by the Community Resource Group. The Planning Office approved the final guidelines on October 9, 2003. These guidelines are presented in the “Stanford Traffic Cordon Count Credit Guidelines,” dated October 28, 2003.

On March 5, 2015, Stanford submitted a 2014 trip credit report that was reviewed by AECOM. This report documented a credit of 402 trips for the increase in the number of bus trips across the cordon points and the number of transit passengers served outside the cordon area in the PM peak hour between the 2001 baseline and 2014. As outlined in the adopted guidelines, full credits are claimed for trips in the peak

commute direction and one-third credits are claimed for trips in the reverse direction. The following is a summary of the 2014 Outbound PM results with the trip credit of 402 trips.

Outbound PM:

Adjusted average 2014 count	3,696
2001 baseline	3,446
Baseline-established 90 percent confidence interval (2001)	± 109
Baseline-established significant traffic increase (2001)	3,555
Baseline-established 1 percent increase trigger (2001)	3,591
Result (exceeds the 90 percent confidence interval by 141 vehicles)	+141
Result (exceeds the 1 percent trigger by 105 vehicles)	+105
2014 trip credit	-402
Result with trip credit (falls below the 1 percent trigger by 297 vehicles)	-297

5.1.15 Stanford University No-Net-New-Commute-Trips Compliance Monitoring Program Report – 2015 Monitoring Report #14

This section summarizes the 2015 Monitoring Report. The count dates for the 2015 Monitoring Report were as follows:

- Week of April 13, 2015
- Week of April 20, 2015
- Week of April 27, 2015
- Week of May 4, 2015
- Week of May 11, 2015
- Week of May 18, 2015
- Week of September 21, 2015
- Week of September 28, 2015

The 2015 Monitoring Report concluded that the adjusted AM inbound count totaled 3,142 vehicles. This represents a decrease of 177 vehicles from baseline; it is 297 vehicles below the 90 percent confidence interval and 332 vehicles below the 1 percent established trigger. The PM outbound count totaled 3,257 vehicles, which is a decrease of 189 vehicles from the baseline; it is below the 90 percent confidence interval by 298 vehicles and below the 1 percent increase trigger by 334 vehicles.

The following is a summary of the 2015 Monitoring Report results.

Inbound AM:

Adjusted average 2015 count	3,142
2001 baseline	3,319
Baseline-established 90 percent confidence interval (2001)	± 120
Baseline-established significant traffic increase (2001)	3,439
Baseline-established 1 percent increase trigger (2001)	3,474
Result (falls below the 90 percent confidence interval by 297 vehicles)	-297
Result (falls below the 1 percent increase trigger by 332 vehicles)	-332

Outbound PM:

Adjusted average 2015 count	3,257
2001 baseline	3,446
Baseline-established 90 percent confidence interval (2001)	± 109
Baseline-established significant traffic increase (2001)	3,555
Baseline-established 1 percent increase trigger (2001)	3,591
Result (falls below the 90 percent confidence interval by 298 vehicles)	-298
Result (falls below the 1 percent trigger by 334 vehicles)	-334

5.1.16 Stanford University No-Net-New-Commute-Trips Compliance Monitoring Program Report – 2016 Monitoring Report #15

This section summarizes the 2016 Monitoring Report. The count dates for the 2016 Monitoring Report were as follows:

- Week of April 4, 2016
- Week of April 11, 2016
- Week of April 18, 2016
- Week of April 25, 2016
- Week of May 2, 2016
- Week of May 9, 2016
- Week of October 17, 2016
- Week of October 24, 2016

The 2016 Monitoring Report concluded that the adjusted AM inbound count totaled 3,170 vehicles. This represents a decrease of 149 vehicles from baseline and is 269 vehicles below the 90 percent confidence interval and 304 vehicles below the 1 percent established trigger. The PM outbound count totaled 3,316 vehicles, which is a decrease of 130 vehicles from the baseline; it is below the 90 percent confidence interval by 239 vehicles and below the 1 percent increase trigger by 275 vehicles.

The following is a summary of the 2016 Monitoring Report results.

Inbound AM:

Adjusted average 2016 count	3,170
2001 baseline adjusted average	3,319
Baseline-established 90 percent confidence interval (2001)	± 120
Baseline-established significant traffic increase (2001)	3,439
Baseline-established 1 percent increase trigger (2001)	3,474
Result (falls below the 90 percent confidence interval by 269 vehicles)	-269
Result (falls below the 1 percent increase trigger by 304 vehicles)	-304

Outbound PM:

Adjusted average 2016 count	3,316
2001 baseline	3,446
Baseline-established 90 percent confidence interval (2001)	± 109
Baseline-established significant traffic increase (2001)	3,555
Baseline-established 1 percent increase trigger (2001)	3,591
Result (falls below the 90 percent confidence interval by 239 vehicles)	-239
Result (falls below the 1 percent trigger by 275 vehicles)	-275

5.1.17 Stanford University No-Net-New-Commute-Trips Compliance Monitoring Program Report – 2017 Monitoring Report #16

This section summarizes the 2017 Monitoring Report. The count dates for the 2017 Monitoring Report were as follows:

- Week of April 10, 2017
- Week of April 17, 2017
- Week of April 24, 2017
- Week of May 1, 2017
- Week of May 8, 2017
- Week of May 15, 2017
- Week of October 2, 2017
- Week of October 9, 2017

The 2017 Monitoring Report concluded that the adjusted AM inbound count totaled 3,202 vehicles. This represents a decrease of 117 vehicles from baseline; it is 237 vehicles below the 90 percent confidence interval and 272 vehicles below the 1 percent established trigger. The PM outbound count totaled 3,324 vehicles, which is a decrease of 122 vehicles from the baseline; it is below the 90 percent confidence interval by 231 vehicles and below the 1 percent increase trigger by 267 vehicles.

The following is a summary of the 2017 Monitoring Report results.

Inbound AM:	
Adjusted average 2017 count	3,202
2001 baseline	3,319
Baseline-established 90 percent confidence interval (2001)	± 120
Baseline-established significant traffic increase (2001)	3,439
Baseline-established 1 percent increase trigger (2001)	3,474
Result (falls below the 90 percent confidence interval by 237 vehicles)	-237
Result (falls below the 1 percent increase trigger by 272 vehicles)	-272
Outbound PM:	
Adjusted average 2017 count	3,324
2001 baseline	3,446
Baseline-established 90 percent confidence interval (2001)	± 109
Baseline-established significant traffic increase (2001)	3,555
Baseline-established 1 percent increase trigger (2001)	3,591
Result (falls below the 90 percent confidence interval by 231 vehicles)	-231
Result (falls below the 1 percent increase trigger by 267 vehicles)	-267

5.1.18 Stanford University No-Net-New-Commute-Trips Compliance Monitoring Program Report – 2018 Monitoring Report #17

This section summarizes the 2018 Monitoring Report. The count dates for the 2018 Monitoring Report were as follows:

- Week of April 9, 2018
- Week of April 16, 2018
- Week of April 23, 2018
- Week of April 30, 2018
- Week of May 7, 2018
- Week of May 14, 2018
- Week of October 1, 2018
- Week of October 8, 2018

The 2018 average AM inbound count of 3,575 vehicles is 256 vehicles higher than the baseline 2001 AM inbound count; 136 vehicles above than the upper boundary of the 90 percent confidence interval; and 101 vehicles above the established 1 percent trigger. Because the AM peak-hour traffic is above the trigger, Stanford Trip Credits are applied to the total to bring the number into compliance with the metric. The post-audit 2018 Trip Credits total is 595 Trip Credits.

The 2018 PM outbound count of 3,509 vehicles is 63 vehicles higher than the baseline 2001 PM outbound count; 46 vehicles lower than the upper boundary of the 90 percent confidence interval; and 82 vehicles lower than the established 1 percent trigger. The established 1 percent increase trigger requirement is not met; as a result, no mitigation is required.

The following is a summary of the 2018 Monitoring Report results. Note that these numbers have been revised, as described in the revised 2018 report (October 2019), from what was originally reported in April 2019.

Inbound AM:

Adjusted average 2018 count	3,575
Baseline-established 90 percent confidence interval (2001)	±120
Adjusted average 2001 counts	3,319
Baseline-established significant traffic increase (2001) (+)	3,439
Baseline-established 1 percent increase trigger (2001)	3,474
Results exceeded the 90 percent confidence interval by	136
Results exceed 1 percent trigger by	101
Trip credits	-595
Result of traffic performance metric	-494

Outbound PM:

Adjusted average 2018 counts	3,509
Baseline-established 90 percent confidence interval (2001)	±109
Adjusted average 2001 counts	3,446
Baseline-established significant traffic increase (2001) (+)	3,555
Baseline-established 1 percent increase trigger (2001)	3,591
Results fall below the 90 percent confidence interval by	-46
Results falls below 1 percent trigger by	-82

5.1.19 Stanford University No-Net-New-Commute-Trips Compliance Monitoring Program Report – 2019 Monitoring Report #19 (formerly 18)

This section summarizes the 2019 Monitoring Report. The count dates for the 2019 Monitoring Report were as follows:

- Week of April 8, 2019
- Week of April 15, 2019
- Week of April 22, 2019
- Week of April 29, 2019
- Week of May 6, 2019
- Week of May 13, 2019
- Week of October 14, 2019
- Week of October 21, 2019

The 2019 Monitoring Report concluded that the adjusted AM inbound count totaled 3,194 vehicles. This represents a decrease of 125 vehicles from baseline; it is 245 vehicles below the 90 percent confidence interval and 280 vehicles below the 1 percent established trigger. The PM outbound count totaled 3,293 vehicles, which is a decrease of 153 vehicles from the baseline; it is below the 90 percent confidence interval by 262 vehicles and below the 1 percent increase trigger by 298 vehicles.

The following is a summary of the 2019 Monitoring Report results.

Inbound AM:

Adjusted Average 2019 Counts	3,193
Baseline-established 90 percent Confidence Interval (2001)	± 120
Adjusted Average 2001 Counts	3,319
Baseline-established Significant Traffic Increase (2001) (+)	3,439
Baseline-established 1 percent Increase Trigger (2001)	3,474
Results Fall below the 90 percent Confidence Interval by	-246
Results Falls below 1 percent Trigger by	-281

Outbound PM:

Adjusted Average 2019 Counts	3,292
Baseline-established 90 percent Confidence Interval (2001)	± 109
Adjusted Average 2001 Counts	3,446
Baseline-established Significant Traffic Increase (2001) (+)	3,555
Baseline-established 1 percent Increase Trigger (2001)	3,591
Results Fall below the 90 percent Confidence Interval by	-263
Results Falls below 1 percent Trigger by	-299

5.1.20 Stanford University No-Net-New-Commute-Trips Compliance Monitoring Program Report – 2020 Monitoring Report #20

This section summarizes the 2020 Monitoring Report. The count dates for the 2020 Monitoring Report were as follows:

- Week of September 28, 2020
- Week of October 5, 2020

This year was highly unusual due to the 2020 COVID-19 shelter-in-place order, which was issued in March of 2020 and continued through the year. This resulted in the Stanford campus shutting down to limit the spread of the virus. The Stanford traffic monitoring program could not be conducted in the spring of 2020 because the campus was closed. In addition, the 2-week fall 2020 count included raw traffic volumes only. The methodology established for the 2000 GUP over the past 19 years requires traffic counts eight weeks per year. However, given the pandemic, the County determined that 2 weeks of raw traffic counts would be sufficient as long as the counts demonstrate reduced traffic volumes, due to the campus closures and the pandemic, when compared with the average raw counts from the previous 19 years.

As described in the previous paragraph, the data could not be compared with the baseline. Instead, AECOM compared the raw, unadjusted data with the newly compiled historic raw, unadjusted data from the previous 19 years. Two weeks of data in the fall of 2020 found an average AM peak-hour traffic volume of 1,747. This is compared with the AM peak-hour average of 4,091 from the previous 19 years of data. Two weeks of data in the fall of 2020 found an average PM peak-hour traffic volume of 2,045. This is compared with the PM peak-hour average of 4,355 from the previous 19 years of data. Thus, 2020 traffic counts during pandemic conditions showed traffic at less than half of normal levels.

5.1.21 Stanford University No-Net-New-Commute-Trips Compliance Monitoring Program Report – 2021 Monitoring Report #21

This section summarizes the 2021 Monitoring Report. The count dates for the 2021 Monitoring Report were as follows:

- Week of April 19, 2021
- Week of September 27, 2021
- Week of October 11, 2021
- Week of October 25, 2021
- Week of April 26, 2021
- Week of October 4, 2021
- Week of October 18, 2021
- Week of November 1, 2021

This year continued the highly usual conditions which began in 2020 with the COVID-19 shelter-in-place order which began in March of 2020. The Stanford campus was closed to limit the spread of the virus. The Stanford traffic monitoring program was conducted in the spring with the raw counts only. The campus reopened in the fall of 2021 with strict safety precautions in place when the counts were conducted as usual except for six weeks instead of two, to make up for the missed data in the spring. The methodology established for the 2000 GUP over the previous 19 years requires traffic counts eight weeks per year. However, given the pandemic, the County determined that 6 weeks of adjusted traffic data in the fall with two weeks of raw traffic data in the spring would be sufficient as long as the counts demonstrate traffic volumes are below the thresholds.

As described in the previous paragraph, 2021 represented a “hybrid” year in the monitoring program. In the spring, only raw counts were collected for two weeks, similar to how the program was executed in 2020, due to the COVID-19 pandemic and associated closure of the campus. In the fall, the data collection returned to normal, but for six weeks instead of the fall’s usual two weeks, to make up for the missed data from the spring. The spring 2021 report contains a full discussion of the raw, unadjusted spring data. Two weeks of data in the spring of 2021 found an average AM peak-hour traffic volume of 2,280. This is compared with the AM peak-hour average of 4,091 from the 19 years of data when there was not a public health crisis. Two weeks of data in the spring of 2021 found an average PM peak-hour traffic volume of 2,584. This is compared with the PM peak-hour average of 4,355 from the 19 years of data collected under normal conditions. Thus, spring 2021 traffic counts during pandemic conditions showed traffic at slightly more than half of normal levels. In the fall, the monitoring program collected all the data required to compare traffic levels to the baseline.

The 2021 Monitoring Report concludes that the adjusted AM inbound fall count totaled 2,719 vehicles. This represents a decrease of 600 vehicles from the baseline; it is 720 vehicles below the 90 percent confidence interval and 755 vehicles below the established 1 percent trigger. The PM outbound fall count totaled 2,892 vehicles, which is a decrease of 554 vehicles from the baseline; it is below the 90 percent confidence interval by 663 vehicles and below the established 1 percent trigger by 699 vehicles.

The following is a summary of the 2021 Monitoring Report results for the fall.

Inbound AM:

Adjusted Average 2021 Counts	2,719
Baseline-established 90 percent Confidence Interval (2001)	120
Adjusted Average 2001 Counts	3,319
Baseline-established Significant Traffic Increase (2001) (+)	3,439
Baseline-established 1 percent Increase Trigger (2001)	3,474
Results Fall below the 90 percent Confidence Interval by	-720
Results Falls below 1 percent Trigger by	-755

Outbound PM:

Adjusted Average 2021 Counts	2,892
Baseline-established 90 percent Confidence Interval (2001)	109
Adjusted Average 2001 Counts	3,446
Baseline-established Significant Traffic Increase (2001) (+)	3,555
Baseline-established 1 percent Increase Trigger (2001)	3,591
Results Fall below the 90 percent Confidence Interval by	-663
Results Falls below 1 percent Trigger by	-699

5.1.22 Stanford University No-Net-New-Commute-Trips Compliance Monitoring Program Report – 2022 Monitoring Report #22

This section summarizes the 2022 Monitoring Report. The count dates for the 2022 Monitoring Report were as follows:

- Week of April 11, 2022
- Week of April 18, 2022
- Week of April 25, 2022
- Week of May 2, 2022
- Week of May 9, 2022
- Week of May 16, 2022
- Week of October 3, 2022
- Week of October 10, 2022

The 2022 Monitoring Report concluded that the adjusted AM inbound count totaled 2,312 vehicles. This represents a decrease of 1,007 vehicles from the baseline; it is 1,127 vehicles below the 90 percent confidence interval and 1,162 vehicles below the established 1 percent trigger. The PM outbound count totaled 2,840 vehicles, which is a decrease of 606 vehicles from the baseline; it is below the 90 percent confidence interval by 715 vehicles and below the established 1 percent trigger by 751 vehicles.

The following is a summary of the 2022 Monitoring Report results.

Inbound AM:

Adjusted Average 2022 Counts	2,315
Baseline-established 90% Confidence Interval (2001)	120
Adjusted Average 2001 Counts	3,319
Baseline-established Significant Traffic Increase (2001) (+)	3,439
Baseline-established 1% Increase Trigger (2001)	3,474
Results Fall below the 90% Confidence Interval by	-1,124
Results Falls below 1% Trigger by	-1,159

Outbound PM:

Adjusted Average 2022 Counts	2,840
Baseline-established 90% Confidence Interval (2001)	109
Adjusted Average 2001 Counts	3,446
Baseline-established Significant Traffic Increase (2001) (+)	3,555
Baseline-established 1% Increase Trigger (2001)	3,591
Results Fall below the 90% Confidence Interval by	-715
Results Falls below 1% Trigger by	-751

Appendix A

Detailed Daily Cordon Counts

Client: AECOM
 File Number:
 Route: Campus Dr
 Location: Between Junipero Serra Blvd & Golf Club Driveway

Site Ref: 01
 Direction: NB

Count Date	4/11/2022		4/12/2022		4/13/2022		4/14/2022		4/15/2022		Average	
Count Time	AM	PM	AM	PM	AM	PM	AM	PM	AM	PM	AM	PM
00:00	6	69	2	65	2	73	14	51	1	64	5	64
00:15	3	67	1	62	6	59	10	65	4	60	5	63
00:30	7	59	4	79	4	58	8	62	1	77	5	67
00:45	1	54	4	52	5	69	7	67	4	59	4	60
01:00	3	59	0	64	2	68	13	66	1	48	4	61
01:15	2	67	2	61	1	80	10	69	4	88	4	73
01:30	2	51	4	60	4	91	8	62	2	64	4	66
01:45	0	51	4	58	1	69	3	49	3	62	2	58
02:00	4	44	2	49	1	40	3	48	1	71	2	50
02:15	0	78	4	53	7	56	7	63	7	57	5	61
02:30	2	56	2	74	4	91	1	81	1	77	2	76
02:45	2	80	0	83	0	79	1	84	2	84	1	82
03:00	0	34	2	61	1	58	1	52	2	46	1	50
03:15	6	40	4	54	6	61	3	71	3	63	4	58
03:30	7	51	6	82	3	49	3	60	1	67	4	62
03:45	4	58	3	68	3	58	4	77	7	57	4	64
04:00	0	54	4	41	3	57	4	53	2	62	3	53
04:15	2	67	3	49	2	47	2	50	1	84	2	59
04:30	10	41	7	41	7	49	5	51	5	89	7	54
04:45	6	61	13	68	7	76	16	62	9	70	10	67
05:00	10	55	9	77	12	65	10	68	12	59	11	65
05:15	23	48	25	49	20	69	24	44	15	59	21	54
05:30	41	60	35	60	30	69	36	58	21	55	33	60
05:45	58	80	65	61	57	65	52	54	42	71	55	66
06:00	49	61	68	73	55	75	56	81	49	63	55	71
06:15	87	52	79	78	81	82	83	55	77	63	81	66
06:30	73	52	82	47	93	61	81	56	55	59	77	55
06:45	85	41	106	46	112	46	92	51	65	61	92	49
07:00	73	36	66	45	61	47	72	46	49	46	64	44
07:15	77	27	77	25	88	42	73	42	74	34	78	34
07:30	109	22	108	33	108	34	95	23	85	36	101	30
07:45	130	37	126	35	116	45	141	35	118	52	126	41
08:00	155	25	182	31	151	28	148	35	131	38	153	31
08:15	159	22	152	38	156	31	144	22	105	37	143	30
08:30	150	14	140	17	125	29	139	25	119	22	135	21
08:45	159	28	138	15	155	19	157	23	102	21	142	21
09:00	117	22	134	14	134	19	129	20	99	17	123	18
09:15	114	11	136	18	108	11	113	9	94	32	113	16
09:30	112	12	139	11	113	22	124	18	93	21	116	17
09:45	97	13	119	15	86	14	95	18	113	18	102	16
10:00	82	14	91	19	97	13	84	19	73	11	85	15
10:15	78	13	85	11	102	16	84	10	83	20	86	14
10:30	67	10	67	11	88	17	61	6	86	16	74	12
10:45	77	10	76	8	80	11	75	9	96	13	81	10
11:00	55	11	65	5	68	17	68	6	65	10	64	10
11:15	63	9	58	9	82	14	72	9	61	6	67	9
11:30	59	7	69	5	80	8	69	4	76	12	71	7
11:45	72	3	77	2	75	6	76	4	66	7	73	4
Totals	2498	1936	2645	2082	2602	2263	2576	2093	2185	2308	2501	2136
Day Total	4434		4727		4865		4669		4493		4638	
AM Pct	56.3%		56.0%		53.5%		55.2%		48.6%		53.9%	
Peak Hour	9:00	18:30	9:00	18:15	9:00	18:30	9:00	18:30	8:45	17:30	9:00	18:30
Peak Volume	712	342	778	436	773	493	746	397	752	389	749	400
P.H.F	0.9368	0.9396	0.8493	0.9561	0.9159	0.9337	0.9279	0.8941	0.9495	0.8037	0.9512	0.9496

AECOM

7:00-8:00 AM	389		377		373		381		326		369	
7:15-8:15 AM	471		493		463		457		408		458	
7:30-8:30 AM	553		568		531		528		439		524	
7:45-8:45 AM	594		600		548		572		473		557	
8:00-9:00 AM	623		612		587		588		457		573	
4:00-5:00 PM		223		199		229		216		305		234
4:15-5:15 PM		224		235		237		231		302		246
4:30-5:30 PM		205		235		259		225		277		240
4:45-5:45 PM		224		254		279		232		243		246
5:00-6:00 PM		243		247		268		224		244		245

Client: AECOM
 File Number:
 Route: Campus Dr
 Location: Between Junipero Serra Blvd & Golf Club Driveway

Site Ref: 01
 Direction: SB

Count Date	4/11/2022		4/12/2022		4/13/2022		4/14/2022		4/15/2022		Average	
Count Time	AM	PM	AM	PM	AM	PM	AM	PM	AM	PM	AM	PM
00:00	8	52	9	67	5	69	12	77	9	75	9	68
00:15	5	42	6	56	7	51	13	78	7	60	8	57
00:30	1	38	2	51	0	65	7	52	2	64	2	54
00:45	0	57	5	51	3	62	12	57	5	74	5	60
01:00	6	48	4	64	3	69	8	72	3	76	5	66
01:15	1	61	6	62	7	66	13	67	2	83	6	68
01:30	0	71	2	80	1	76	4	75	4	74	2	75
01:45	1	65	5	67	0	86	3	95	3	74	2	77
02:00	0	94	2	128	3	100	5	101	3	91	3	103
02:15	3	126	3	112	3	110	7	118	3	93	4	112
02:30	2	134	10	111	14	95	14	110	10	116	10	113
02:45	2	80	1	93	2	98	3	77	1	100	2	90
03:00	0	88	1	122	1	103	2	119	4	107	2	108
03:15	0	135	2	136	2	142	2	133	1	114	1	132
03:30	5	140	4	162	7	166	3	138	5	127	5	147
03:45	0	124	1	133	0	119	2	123	1	137	1	127
04:00	3	124	1	148	3	163	3	137	2	145	2	143
04:15	1	152	2	158	0	154	2	131	1	134	1	146
04:30	1	137	2	172	2	141	1	157	2	129	2	147
04:45	1	150	0	147	3	158	1	179	3	139	2	155
05:00	1	148	3	182	0	156	2	175	3	126	2	157
05:15	3	178	2	199	2	217	4	170	2	181	3	189
05:30	8	179	9	184	4	195	4	174	5	136	6	174
05:45	4	119	12	138	7	167	12	160	5	157	8	148
06:00	9	123	14	139	7	135	13	119	6	116	10	126
06:15	13	121	14	145	8	134	14	130	10	107	12	127
06:30	13	112	13	130	16	109	14	101	11	109	13	112
06:45	11	87	13	97	22	89	8	76	25	103	16	90
07:00	15	87	16	95	18	87	11	108	19	85	16	92
07:15	29	97	32	79	19	85	20	80	32	76	26	83
07:30	53	87	48	87	47	78	52	48	37	86	47	77
07:45	79	57	70	63	80	64	74	62	72	54	75	60
08:00	53	46	47	56	43	63	45	61	34	61	44	57
08:15	34	30	29	64	32	85	26	47	34	53	31	56
08:30	38	25	35	42	53	48	45	44	37	36	42	39
08:45	30	35	43	37	39	43	49	40	33	47	39	40
09:00	35	37	54	33	25	35	31	28	34	28	36	32
09:15	42	26	33	27	47	27	33	30	32	26	37	27
09:30	38	23	32	29	47	32	42	43	47	31	41	32
09:45	27	28	39	33	51	34	23	34	41	36	36	33
10:00	33	21	33	14	37	34	41	31	42	29	37	26
10:15	26	19	41	24	44	23	39	17	39	25	38	22
10:30	42	12	49	16	42	19	39	16	40	19	42	16
10:45	46	16	35	17	32	16	57	17	68	12	48	16
11:00	31	14	48	17	43	21	35	8	50	12	41	14
11:15	48	15	60	13	49	19	59	19	49	14	53	16
11:30	40	19	55	15	66	15	51	9	50	24	52	16
11:45	39	7	62	11	56	10	58	16	68	10	57	11
Totals	880	3686	1009	4106	1002	4133	1018	3959	996	3811	981	3939
Day Total	4566		5115		5135		4977		4807		4920	
AM Pct	19.3%		19.7%		19.5%		20.5%		20.7%		19.9%	
Peak Hour	9:00	18:30	9:00	18:15	9:00	18:30	9:00	18:30	8:45	17:30	9:00	18:30
Peak Volume	712	342	778	436	773	493	746	397	752	389	749	400
P.H.F	0.9368	0.9396	0.8493	0.9561	0.9159	0.9337	0.9279	0.8941	0.9495	0.8037	0.9512	0.9496

AECOM

7:00-8:00 AM	176	166	164	157	160	165
7:15-8:15 AM	214	197	189	191	175	193
7:30-8:30 AM	219	194	202	197	177	198
7:45-8:45 AM	204	181	208	190	177	192
8:00-9:00 AM	155	154	167	165	138	156

4:00-5:00 PM	563	625	616	604	547	591
4:15-5:15 PM	587	659	609	642	528	605
4:30-5:30 PM	613	700	672	681	575	648
4:45-5:45 PM	655	712	726	698	582	675
5:00-6:00 PM	624	703	735	679	600	668

Client: AECOM
 File Number:
 Route: Stock Farm Rd
 Location: Between Sand Hill Rd & Oak Rd

Site Ref: 02
 Direction: EB

Count Date	4/11/2022		4/12/2022		4/13/2022		4/14/2022		4/15/2022		Average	
	AM	PM	AM	PM	AM	PM	AM	PM	AM	PM	AM	PM
00:00	4	33	2	41	1	40	5	46	2	48	3	42
00:15	3	36	1	52	4	34	3	61	2	46	3	46
00:30	2	43	3	41	2	50	4	43	3	47	3	45
00:45	4	36	1	43	3	49	3	37	1	50	2	43
01:00	0	32	1	32	0	51	2	34	1	45	1	39
01:15	0	39	1	39	0	58	0	43	3	27	1	41
01:30	0	36	0	38	0	29	2	45	0	47	0	39
01:45	0	28	0	31	2	23	1	41	1	39	1	32
02:00	0	50	0	57	0	35	1	48	1	44	0	47
02:15	0	65	0	50	1	38	0	55	0	46	0	51
02:30	0	37	1	36	1	37	0	36	1	36	1	36
02:45	1	24	1	42	2	31	2	52	0	48	1	39
03:00	0	25	0	23	1	32	0	30	0	22	0	26
03:15	0	26	1	31	3	35	4	35	2	29	2	31
03:30	3	28	2	30	4	33	2	33	3	31	3	31
03:45	2	34	4	26	4	39	4	39	5	32	4	34
04:00	2	29	2	42	1	25	4	30	3	27	2	31
04:15	2	32	8	30	4	46	3	26	3	40	4	35
04:30	7	27	9	36	9	35	10	40	8	50	9	38
04:45	10	36	5	53	7	47	3	39	11	48	7	45
05:00	17	28	12	33	14	37	14	32	7	35	13	33
05:15	17	30	21	44	27	48	20	32	17	32	20	37
05:30	26	39	35	53	37	37	26	36	30	32	31	39
05:45	54	28	74	45	54	38	62	33	40	37	57	36
06:00	87	36	93	43	72	32	77	34	73	26	80	34
06:15	122	34	142	32	136	44	133	47	111	42	129	40
06:30	114	29	143	34	136	35	130	43	116	35	128	35
06:45	96	26	117	30	107	24	100	18	77	28	99	25
07:00	90	21	95	22	93	21	85	24	81	21	89	22
07:15	77	23	90	23	91	15	99	15	78	14	87	18
07:30	112	25	134	17	112	23	105	10	107	20	114	19
07:45	125	13	132	15	157	14	155	19	127	14	139	15
08:00	128	11	129	12	120	11	134	11	96	16	121	12
08:15	139	9	124	17	122	12	121	17	89	11	119	13
08:30	106	9	119	11	129	11	110	10	97	14	112	11
08:45	104	11	150	12	120	9	128	12	84	7	117	10
09:00	96	11	95	10	117	11	94	10	105	12	101	11
09:15	97	13	116	9	98	10	99	10	84	8	99	10
09:30	108	7	114	8	114	12	112	18	87	8	107	11
09:45	78	6	86	5	87	7	81	9	78	9	82	7
10:00	59	7	63	5	61	11	64	12	54	10	60	9
10:15	58	4	64	10	70	12	53	6	54	9	60	8
10:30	71	7	48	6	63	10	62	4	61	5	61	6
10:45	52	3	64	3	67	6	48	4	60	1	58	3
11:00	60	2	45	3	39	5	46	3	43	3	47	3
11:15	55	5	62	10	53	5	44	7	53	5	53	6
11:30	41	2	43	5	45	4	49	3	54	3	46	3
11:45	45	3	53	2	53	2	43	2	44	6	48	3
Totals	2274	1138	2505	1292	2443	1273	2347	1294	2057	1265	2325	1252
Day Total	3412	3797	3716	3641	3322	3578						

AM Pct	66.6%	66.0%	65.7%	64.5%	61.9%	65.0%						
Peak Hour	9:00	18:30	9:00	18:15	9:00	18:30	9:00	18:30	8:45	17:30	9:00	18:30
Peak Volume	712	342	778	436	773	493	746	397	752	389	749	400
P.H.F	0.9368	0.9396	0.8493	0.9561	0.9159	0.9337	0.9279	0.8941	0.9495	0.8037	0.9512	0.9496

AECOM

7:00-8:00 AM	404	451	453	444	393	429
7:15-8:15 AM	442	485	480	493	408	462
7:30-8:30 AM	504	519	511	515	419	494
7:45-8:45 AM	498	504	528	520	409	492
8:00-9:00 AM	477	522	491	493	366	470

4:00-5:00 PM	124	161	153	135	165	148
4:15-5:15 PM	123	152	165	137	173	150
4:30-5:30 PM	121	166	167	143	165	152
4:45-5:45 PM	133	183	169	139	147	154
5:00-6:00 PM	125	175	160	133	136	146

Client: AECOM
 File Number:
 Route: Stock Farm Rd
 Location: Between Sand Hill Rd & Oak Rd

Site Ref: 02
 Direction: WB

Count Date	4/11/2022		4/12/2022		4/13/2022		4/14/2022		4/15/2022		Average	
	AM	PM	AM	PM	AM	PM	AM	PM	AM	PM	AM	PM
00:00	5	33	4	40	8	48	12	49	7	34	7	41
00:15	5	36	7	36	3	40	4	39	7	44	5	39
00:30	2	41	5	33	6	35	9	37	3	38	5	37
00:45	5	25	8	43	4	38	7	38	1	39	5	37
01:00	1	29	4	40	2	44	5	47	2	38	3	40
01:15	2	31	4	42	2	49	5	49	6	52	4	45
01:30	0	35	2	53	5	70	3	47	4	44	3	50
01:45	0	40	0	34	0	46	0	52	0	50	0	44
02:00	0	43	2	57	2	51	4	42	2	58	2	50
02:15	1	50	2	67	1	48	1	61	0	46	1	54
02:30	0	71	2	62	3	63	3	62	3	92	2	70
02:45	1	72	0	77	1	78	2	76	0	84	1	77
03:00	0	63	0	79	1	64	0	64	1	66	0	67
03:15	1	96	0	86	0	70	2	94	1	86	1	86
03:30	3	85	2	115	4	105	2	107	2	90	3	100
03:45	0	82	2	98	2	93	2	88	0	82	1	89
04:00	5	119	1	81	1	83	0	83	0	87	1	91
04:15	2	102	2	114	3	118	2	107	2	85	2	105
04:30	2	132	2	103	1	119	0	138	3	110	2	120
04:45	2	109	3	116	2	121	1	106	1	94	2	109
05:00	1	130	3	125	3	145	3	129	2	112	2	128
05:15	4	141	6	131	6	162	2	143	0	108	4	137
05:30	2	128	4	131	4	116	2	133	2	101	3	122
05:45	7	108	8	141	9	109	3	111	3	106	6	115
06:00	15	99	10	110	9	113	9	121	6	98	10	108
06:15	16	102	25	116	25	116	21	87	16	105	21	105
06:30	7	84	20	101	21	72	9	102	7	102	13	92
06:45	9	89	19	88	18	76	13	91	8	78	13	84
07:00	14	73	15	101	9	72	17	81	13	73	14	80
07:15	15	74	24	84	19	73	12	80	9	65	16	75
07:30	22	91	34	96	19	98	25	59	11	89	22	87
07:45	33	43	26	72	24	73	27	68	22	53	26	62
08:00	44	55	55	59	48	45	46	80	34	56	45	59
08:15	33	24	39	36	48	32	38	39	29	28	37	32
08:30	29	32	31	44	23	43	35	46	32	32	30	39
08:45	18	20	26	24	24	28	22	33	16	21	21	25
09:00	19	27	32	24	34	22	22	23	27	22	27	24
09:15	28	21	18	27	27	24	26	29	18	19	23	24
09:30	23	18	35	21	32	25	24	24	26	22	28	22
09:45	28	19	36	16	30	25	28	30	36	16	32	21
10:00	15	27	24	25	22	20	20	18	29	11	22	20
10:15	24	15	32	22	23	9	24	14	19	14	24	15
10:30	28	6	24	9	24	11	23	11	33	11	26	10
10:45	30	13	20	10	27	9	21	8	22	14	24	11
11:00	21	11	36	6	28	11	27	15	28	12	28	11
11:15	40	12	27	17	29	8	21	16	21	7	28	12
11:30	31	10	29	12	33	9	36	10	30	6	32	9
11:45	37	10	25	6	36	8	20	8	42	9	32	8
Totals	630	2776	735	3030	705	2937	640	2995	586	2709	659	2889
Day Total	3406	3765	3642	3635	3295	3549						
AM Pct	18.5%	19.5%	19.4%	17.6%	17.8%	18.6%						
Peak Hour	9:00	18:30	9:00	18:15	9:00	18:30	9:00	18:30	8:45	17:30	9:00	18:30
Peak Volume	712	342	778	436	773	493	746	397	752	389	749	400
P.H.F	0.9368	0.9396	0.8493	0.9561	0.9159	0.9337	0.9279	0.8941	0.9495	0.8037	0.9512	0.9496

AECOM

7:00-8:00 AM	84	99	71	81	55	78
7:15-8:15 AM	114	139	110	110	76	110
7:30-8:30 AM	132	154	139	136	96	131
7:45-8:45 AM	139	151	143	146	117	139
8:00-9:00 AM	124	151	143	141	111	134

4:00-5:00 PM	462	414	441	434	376	425
4:15-5:15 PM	473	458	503	480	401	463
4:30-5:30 PM	512	475	547	516	424	495
4:45-5:45 PM	508	503	544	511	415	496
5:00-6:00 PM	507	528	532	516	427	502

Client: AECOM
 File Number:
 Route: Welch Rd
 Location: Between Oak Rd & S Pasteur Dr

Site Ref: 03
 Direction: SB

Count Date	4/11/2022		4/12/2022		4/13/2022		4/14/2022		4/15/2022		Average	
	AM	PM	AM	PM	AM	PM	AM	PM	AM	PM	AM	PM
00:00	4	22	5	38	4	28	8	41	4	29	5	32
00:15	0	24	2	32	3	29	1	31	1	34	1	30
00:30	3	31	2	30	1	21	2	32	2	28	2	28
00:45	3	13	7	17	4	28	1	49	1	31	3	28
01:00	2	34	1	33	3	35	2	27	1	27	2	31
01:15	1	29	1	27	5	26	2	36	1	19	2	27
01:30	0	21	2	30	0	31	0	41	0	26	0	30
01:45	2	23	2	30	0	31	0	26	1	23	1	27
02:00	0	32	1	22	1	29	3	28	1	27	1	28
02:15	0	36	4	41	4	33	5	37	4	33	3	36
02:30	0	25	1	33	2	43	0	40	0	32	1	35
02:45	2	21	2	36	2	34	3	34	1	35	2	32
03:00	0	27	0	36	1	29	0	31	1	33	0	31
03:15	1	23	0	41	1	42	2	34	1	32	1	34
03:30	2	46	6	43	4	47	2	44	0	31	3	42
03:45	1	32	5	42	1	33	1	38	3	37	2	36
04:00	3	32	1	41	2	56	4	37	3	45	3	42
04:15	9	46	11	47	6	42	7	49	6	43	8	45
04:30	3	25	5	54	10	33	15	39	11	42	9	39
04:45	9	31	10	39	9	40	8	41	11	32	9	37
05:00	12	52	15	36	14	47	14	40	10	37	13	42
05:15	15	43	11	46	17	45	12	39	6	42	12	43
05:30	24	28	16	53	17	54	23	38	21	46	20	44
05:45	30	35	39	45	32	39	29	44	35	42	33	41
06:00	24	31	40	34	36	30	32	27	33	25	33	29
06:15	46	18	44	29	33	21	42	25	36	27	40	24
06:30	31	14	36	24	29	17	35	19	22	18	31	18
06:45	26	25	24	27	35	21	35	40	43	18	33	26
07:00	35	21	28	28	30	28	18	33	23	25	27	27
07:15	29	24	34	17	31	31	37	19	44	19	35	22
07:30	52	18	48	17	41	21	44	23	40	20	45	20
07:45	52	16	50	19	57	8	61	18	46	19	53	16
08:00	46	10	35	16	33	13	34	16	34	17	36	14
08:15	30	7	44	9	55	10	34	7	39	4	40	7
08:30	35	13	43	13	40	7	30	11	28	2	35	9
08:45	39	2	44	8	58	11	42	4	36	15	44	8
09:00	32	4	32	11	31	11	31	5	33	6	32	7
09:15	25	8	43	9	43	7	35	7	35	10	36	8
09:30	35	10	36	20	33	8	48	10	27	12	36	12
09:45	25	10	25	7	45	4	33	11	38	6	33	8
10:00	24	4	33	7	24	3	40	4	44	2	33	4
10:15	35	3	35	4	27	3	38	3	30	4	33	3
10:30	31	3	43	5	22	4	30	6	25	5	30	5
10:45	26	2	31	3	30	2	23	5	42	3	30	3
11:00	16	1	23	6	27	7	21	6	32	5	24	5
11:15	36	7	30	7	21	7	23	8	29	15	28	9
11:30	20	13	31	11	23	7	35	12	21	3	26	9
11:45	30	7	33	5	20	8	24	4	24	6	26	6
Totals	906	1002	1014	1228	967	1164	969	1219	929	1092	957	1141
Day Total	1908		2242		2131		2188		2021		2098	
AM Pct	47.5%		45.2%		45.4%		44.3%		46.0%		45.6%	
Peak Hour	9:00	18:30	9:00	18:15	9:00	18:30	9:00	18:30	8:45	17:30	9:00	18:30
Peak Volume	712	342	778	436	773	493	746	397	752	389	749	400
P.H.F	0.9368	0.9396	0.8493	0.9561	0.9159	0.9337	0.9279	0.8941	0.9495	0.8037	0.9512	0.9496

AECOM												
7:00-8:00 AM	168		160		159		160		153		160	
7:15-8:15 AM	179		167		162		176		164		170	
7:30-8:30 AM	180		177		186		173		159		175	
7:45-8:45 AM	163		172		185		159		147		165	
8:00-9:00 AM	150		166		186		140		137		156	
4:00-5:00 PM		134		181		171		166		162		163
4:15-5:15 PM		154		176		162		169		154		163
4:30-5:30 PM		151		175		165		159		153		161
4:45-5:45 PM		154		174		186		158		157		166
5:00-6:00 PM		158		180		185		161		167		170

Client: AECOM
 File Number:
 Route: Welch Rd
 Location: Between Oak Rd & S Pasteur Dr

Site Ref: 03
 Direction: NB

Count Date	4/11/2022		4/12/2022		4/13/2022		4/14/2022		4/15/2022		Average	
	AM	PM	AM	PM	AM	PM	AM	PM	AM	PM	AM	PM
00:00	0	23	2	30	3	31	4	32	2	37	2	31
00:15	1	22	2	14	4	23	0	28	3	27	2	23
00:30	2	27	1	35	3	30	4	31	5	29	3	30
00:45	4	36	3	34	2	46	5	42	0	35	3	39
01:00	1	25	2	26	0	34	0	35	2	33	1	31
01:15	1	24	0	39	0	33	2	36	3	28	1	32
01:30	0	19	1	29	2	26	3	36	0	25	1	27
01:45	2	19	2	29	0	40	2	42	1	47	1	35
02:00	1	32	2	38	2	29	5	32	2	26	2	31
02:15	1	42	5	42	6	36	3	40	5	33	4	39
02:30	1	47	22	39	23	34	23	44	23	49	18	43
02:45	1	35	0	31	3	33	2	32	1	51	1	36
03:00	0	29	1	22	1	34	0	35	1	28	1	30
03:15	2	42	1	28	1	36	3	45	0	37	1	38
03:30	1	29	0	33	0	29	0	31	0	33	0	31
03:45	0	34	1	47	3	31	0	28	4	29	2	34
04:00	0	31	2	24	0	29	1	25	0	30	1	28
04:15	0	37	2	29	1	47	1	45	2	36	1	39
04:30	2	37	2	33	2	19	3	32	5	33	3	31
04:45	3	39	3	34	3	40	6	36	6	34	4	37
05:00	6	41	7	64	4	37	3	43	7	30	5	43
05:15	9	30	4	39	11	50	9	44	6	39	8	40
05:30	10	37	5	30	13	53	7	51	3	21	8	38
05:45	16	34	11	37	10	51	7	36	19	40	13	40
06:00	13	34	15	45	16	39	23	39	12	49	16	41
06:15	27	55	21	45	24	67	21	51	14	42	21	52
06:30	24	35	20	44	31	47	35	40	28	45	28	42
06:45	30	31	17	32	32	26	29	25	19	26	25	28
07:00	12	29	26	34	19	18	16	30	22	23	19	27
07:15	24	32	20	25	30	29	18	25	25	23	23	27
07:30	26	33	27	25	27	26	21	26	24	21	25	26
07:45	28	23	27	33	22	18	30	26	30	23	27	25
08:00	34	18	34	17	24	17	32	24	17	15	28	18
08:15	32	10	36	23	36	6	33	11	27	21	33	14
08:30	31	12	27	6	33	13	26	13	18	15	27	12
08:45	31	15	26	10	26	10	29	8	17	9	26	10
09:00	29	4	32	10	39	8	31	8	20	9	30	8
09:15	22	11	24	7	28	9	28	6	19	17	24	10
09:30	22	9	31	9	19	7	19	13	26	12	23	10
09:45	28	11	24	9	22	6	33	14	19	8	25	10
10:00	18	7	35	8	17	5	26	9	25	11	24	8
10:15	32	4	30	15	31	8	30	6	20	10	29	9
10:30	28	9	29	4	28	11	33	10	23	6	28	8
10:45	30	5	19	6	30	6	32	9	21	7	26	7
11:00	25	6	20	4	24	9	26	8	20	4	23	6
11:15	29	4	30	8	21	8	29	5	17	6	25	6
11:30	22	5	21	6	23	4	19	2	20	5	21	4
11:45	19	4	29	4	39	1	28	3	22	2	27	3
Totals	680	1177	701	1235	738	1249	740	1292	605	1219	693	1234
Day Total	1857		1936		1987		2032		1824		1927	
AM Pct	36.6%		36.2%		37.1%		36.4%		33.2%		35.9%	
Peak Hour	9:00	18:30	9:00	18:15	9:00	18:30	9:00	18:30	8:45	17:30	9:00	18:30
Peak Volume	712	342	778	436	773	493	746	397	752	389	749	400
P.H.F	0.9368	0.9396	0.8493	0.9561	0.9159	0.9337	0.9279	0.8941	0.9495	0.8037	0.9512	0.9496

AECOM

7:00-8:00 AM	90	100	98	85	101	95
7:15-8:15 AM	112	108	103	101	96	104
7:30-8:30 AM	120	124	109	116	98	113
7:45-8:45 AM	125	124	115	121	92	115
8:00-9:00 AM	128	123	119	120	79	114

4:00-5:00 PM	144	120	135	138	133	134
4:15-5:15 PM	154	160	143	156	133	149
4:30-5:30 PM	147	170	146	155	136	151
4:45-5:45 PM	147	167	180	174	124	158
5:00-6:00 PM	142	170	191	174	130	161

Client: #REF!
 File Number:
 Route: Quarry Rd
 Location: Between Welch Rd & Campus Drive West

Site Ref: 04
 Direction: SB

Count Date	4/11/2022		4/12/2022		4/13/2022		4/14/2022		4/15/2022		Average	
Count Time	AM	PM	AM	PM	AM	PM	AM	PM	AM	PM	AM	PM
00:00	0	17	3	37	0	16	3	33	4	30	2	27
00:15	3	21	2	28	1	27	3	30	1	27	2	27
00:30	1	27	5	41	0	40	7	32	1	29	3	34
00:45	1	26	3	33	1	33	4	29	1	38	2	32
01:00	6	15	4	42	1	40	0	23	4	32	3	30
01:15	2	24	1	33	3	28	3	17	1	32	2	27
01:30	0	27	0	27	0	35	3	24	2	21	1	27
01:45	6	27	1	32	0	32	1	34	3	29	2	31
02:00	3	30	3	41	2	29	3	22	1	32	2	31
02:15	2	29	0	35	2	28	2	27	2	39	2	32
02:30	0	24	2	23	4	27	1	26	0	38	1	28
02:45	1	28	1	29	1	34	0	43	0	24	1	32
03:00	2	29	1	34	2	26	1	22	1	38	1	30
03:15	2	26	1	32	6	30	3	35	3	35	3	32
03:30	4	29	4	33	7	45	2	23	4	37	4	33
03:45	3	35	9	29	7	31	9	40	7	36	7	34
04:00	9	29	7	37	2	37	5	23	7	25	6	30
04:15	3	27	8	30	2	29	1	24	3	29	3	28
04:30	10	21	3	42	4	26	6	39	6	42	6	34
04:45	9	30	15	21	7	26	7	24	6	42	9	29
05:00	5	23	6	26	6	32	5	21	3	24	5	25
05:15	8	25	13	26	16	27	6	30	12	39	11	29
05:30	26	32	22	30	21	34	19	35	11	27	20	32
05:45	20	30	27	26	30	25	32	17	23	32	26	26
06:00	32	30	24	22	23	21	21	30	24	21	25	25
06:15	17	25	26	22	21	25	31	17	28	22	25	22
06:30	15	25	20	34	27	20	21	26	27	30	22	27
06:45	18	22	20	17	19	17	19	23	10	19	17	20
07:00	29	14	21	15	23	15	15	29	19	24	21	19
07:15	19	24	24	20	20	10	22	15	19	20	21	18
07:30	25	17	31	20	27	20	17	21	28	15	26	19
07:45	30	16	32	14	25	22	25	19	20	16	26	17
08:00	19	12	22	16	17	11	23	17	29	10	22	13
08:15	19	8	24	14	27	9	26	22	26	11	24	13
08:30	21	15	23	15	16	21	27	12	12	17	20	16
08:45	27	14	26	16	32	14	25	11	26	11	27	13
09:00	29	7	27	5	35	14	22	11	24	6	27	9
09:15	29	14	32	14	30	7	35	13	25	6	30	11
09:30	26	5	31	15	33	2	26	9	31	8	29	8
09:45	27	14	47	10	33	13	32	12	29	9	34	12
10:00	30	11	26	13	28	12	19	11	31	10	27	11
10:15	29	9	33	4	30	10	25	12	30	13	29	10
10:30	31	4	29	8	31	11	23	11	24	9	28	9
10:45	29	2	36	8	24	7	30	4	32	8	30	6
11:00	13	6	23	3	26	4	16	6	23	4	20	5
11:15	35	5	29	4	29	3	29	6	24	5	29	5
11:30	23	4	28	8	19	4	36	4	30	3	27	5
11:45	24	6	31	0	21	2	25	3	44	0	29	2
Totals	722	940	806	1084	741	1031	716	1017	721	1074	741	1029
Day Total	1662		1890		1772		1733		1795		1770	
AM Pct	43.4%		42.6%		41.8%		41.3%		40.2%		41.9%	
Peak Hour	9:00	18:30	9:00	18:15	9:00	18:30	9:00	18:30	8:45	17:30	9:00	18:30
Peak Volume	712	342	778	436	773	493	746	397	752	389	749	400
P.H.F	0.9368	0.9396	0.8493	0.9561	0.9159	0.9337	0.9279	0.8941	0.9495	0.8037	0.9512	0.9496

AECOM

7:00-8:00 AM	103	108	95	79	86	94
7:15-8:15 AM	93	109	89	87	96	95
7:30-8:30 AM	93	109	96	91	103	98
7:45-8:45 AM	89	101	85	101	87	93
8:00-9:00 AM	86	95	92	101	93	93

4:00-5:00 PM	107	130	118	110	138	121
4:15-5:15 PM	101	119	113	108	137	116
4:30-5:30 PM	99	115	111	114	147	117
4:45-5:45 PM	110	103	119	110	132	115

Client: AECOM
 File Number:
 Route: Quarry Rd
 Location: Between Welch Rd & Campus Drive West

Site Ref: 04
 Direction: NB

Count Date	4/11/2022		4/12/2022		4/13/2022		4/14/2022		4/15/2022		Average	
	AM	PM	AM	PM	AM	PM	AM	PM	AM	PM	AM	PM
00:00	6	22	4	21	5	31	4	22	4	29	5	25
00:15	0	22	2	27	3	34	3	25	5	32	3	28
00:30	3	29	6	41	6	33	5	30	0	22	4	31
00:45	2	40	2	51	1	34	3	29	3	27	2	36
01:00	3	26	1	32	6	26	4	33	2	36	3	31
01:15	1	33	2	41	1	30	3	34	1	27	2	33
01:30	0	32	2	31	2	52	1	31	1	30	1	35
01:45	2	27	3	33	2	40	1	28	1	24	2	30
02:00	5	32	2	35	3	39	4	34	2	34	3	35
02:15	1	41	1	28	0	34	2	29	1	34	1	33
02:30	2	29	0	40	5	37	1	37	0	29	2	34
02:45	1	34	3	39	3	35	0	44	2	26	2	36
03:00	2	24	3	23	3	30	0	23	4	31	2	26
03:15	2	35	2	31	2	44	13	27	0	39	4	35
03:30	9	26	3	41	3	32	5	32	3	36	5	33
03:45	3	28	8	27	3	26	3	27	2	38	4	29
04:00	3	34	10	39	2	33	4	36	4	30	5	34
04:15	4	28	4	35	3	43	1	43	4	36	3	37
04:30	6	27	5	41	5	35	5	32	8	44	6	36
04:45	10	34	16	42	8	44	3	33	6	41	9	39
05:00	6	44	4	38	6	46	4	38	4	46	5	42
05:15	4	34	8	46	5	40	3	47	11	45	6	42
05:30	11	31	11	47	15	35	13	41	9	30	12	37
05:45	12	42	23	38	23	28	16	29	13	32	17	34
06:00	13	34	26	27	18	38	21	29	26	32	21	32
06:15	26	34	30	28	32	41	30	32	25	31	29	33
06:30	43	24	41	35	43	29	40	30	33	17	40	27
06:45	30	18	38	18	45	20	41	20	26	19	36	19
07:00	27	21	22	23	19	17	23	24	24	28	23	23
07:15	26	13	33	15	31	27	25	20	17	23	26	20
07:30	30	23	24	25	26	21	28	16	28	18	27	21
07:45	33	19	35	18	36	16	31	14	33	16	34	17
08:00	29	18	35	18	28	10	25	14	36	8	31	14
08:15	21	10	35	20	18	12	30	16	18	13	24	14
08:30	19	9	34	13	31	12	28	9	20	10	26	11
08:45	35	7	28	12	24	14	26	12	28	10	28	11
09:00	21	12	32	15	26	12	27	13	18	9	25	12
09:15	23	12	18	7	23	8	29	11	20	8	23	9
09:30	28	5	18	10	17	5	10	12	29	12	20	9
09:45	19	8	29	8	19	17	21	11	19	14	21	12
10:00	16	8	23	6	22	7	17	8	15	9	19	8
10:15	16	11	19	9	27	5	16	6	21	10	20	8
10:30	33	6	32	5	25	7	26	4	19	9	27	6
10:45	39	3	28	7	33	8	26	10	28	12	31	8
11:00	24	7	27	7	27	9	26	8	29	6	27	7
11:15	34	9	25	7	20	5	31	11	26	4	27	7
11:30	22	4	24	7	38	13	25	8	39	8	30	8
11:45	19	1	19	4	20	6	29	2	37	4	25	3
Totals	724	1070	800	1211	763	1220	732	1124	704	1128	745	1151
Day Total	1794		2011		1983		1856		1832		1895	
AM Pct	40.4%		39.8%		38.5%		39.4%		38.4%		39.3%	
Peak Hour	9:00	18:30	9:00	18:15	9:00	18:30	9:00	18:30	8:45	17:30	9:00	18:30
Peak Volume	712	342	778	436	773	493	746	397	752	389	749	400
P.H.F	0.9368	0.9396	0.8493	0.9561	0.9159	0.9337	0.9279	0.8941	0.9495	0.8037	0.9512	0.9496

AECOM

7:00-8:00 AM	116	114	112	107	102	110
7:15-8:15 AM	118	127	121	109	114	118
7:30-8:30 AM	113	129	108	114	115	116
7:45-8:45 AM	102	139	113	114	107	115
8:00-9:00 AM	104	132	101	109	102	110

4:00-5:00 PM	123	157	155	144	151	146
4:15-5:15 PM	133	156	168	146	167	154
4:30-5:30 PM	139	167	165	150	176	159
4:45-5:45 PM	143	173	165	159	162	160
5:00-6:00 PM	151	169	149	155	153	155

Client: AECOM
 File Number:
 Route: Palm Dr
 Location: Between Campus Dr & Arboretum Rd

Site Ref: 05
 Direction: SB

Count Date	4/11/2022		4/12/2022		4/13/2022		4/14/2022		4/15/2022		Average	
	AM	PM	AM	PM	AM	PM	AM	PM	AM	PM	AM	PM
00:00	3	51	6	59	4	60	4	63	17	56	7	58
00:15	2	61	4	63	9	54	10	62	25	68	10	62
00:30	4	55	4	66	8	71	9	72	11	70	7	67
00:45	9	63	4	58	1	69	2	57	5	84	4	66
01:00	0	59	2	62	4	59	2	95	8	66	3	68
01:15	1	55	0	59	1	66	6	62	12	57	4	60
01:30	2	47	3	67	1	53	0	78	8	78	3	65
01:45	0	52	0	55	1	58	3	56	12	49	3	54
02:00	1	53	3	50	3	52	4	74	6	85	3	63
02:15	4	55	2	60	3	46	4	54	1	60	3	55
02:30	2	53	1	57	0	56	2	70	2	69	1	61
02:45	0	59	1	59	0	65	1	60	2	71	1	63
03:00	0	49	1	50	0	51	0	66	1	62	0	56
03:15	1	65	5	46	4	64	6	58	4	61	4	59
03:30	8	53	5	44	6	45	8	57	4	70	6	54
03:45	10	69	7	50	6	84	1	89	8	71	6	73
04:00	0	57	8	62	3	67	11	51	4	72	5	62
04:15	6	64	11	49	10	76	8	61	5	79	8	66
04:30	11	68	13	66	10	62	12	71	13	79	12	69
04:45	20	59	22	98	19	72	14	66	14	89	18	77
05:00	25	78	18	70	22	76	22	78	22	60	22	72
05:15	27	69	29	77	37	90	29	75	12	80	27	78
05:30	27	70	20	58	41	84	35	87	27	62	30	72
05:45	55	57	51	86	64	73	45	78	47	78	52	74
06:00	50	71	53	82	49	77	48	72	32	71	46	75
06:15	50	60	84	66	67	82	54	78	71	57	65	69
06:30	96	53	81	50	92	61	77	65	64	71	82	60
06:45	71	42	79	61	87	71	76	76	66	70	76	64
07:00	67	61	63	50	48	57	51	61	45	60	55	58
07:15	44	48	63	51	56	44	48	51	48	50	52	49
07:30	79	55	72	59	73	60	64	47	60	50	70	54
07:45	91	37	79	37	80	36	109	77	62	55	84	48
08:00	95	27	85	36	93	48	75	41	62	34	82	37
08:15	101	33	108	20	94	23	94	49	94	43	98	34
08:30	121	31	99	31	120	35	128	28	97	48	113	35
08:45	128	28	123	37	125	31	119	40	104	30	120	33
09:00	114	45	143	28	104	29	119	36	92	33	114	34
09:15	109	25	136	38	91	23	102	40	95	44	107	34
09:30	116	27	106	25	130	23	122	34	116	62	118	34
09:45	92	17	78	19	67	38	95	37	91	38	85	30
10:00	70	26	85	35	76	35	66	28	67	34	73	32
10:15	92	21	72	41	80	15	72	40	66	38	76	31
10:30	86	19	79	19	82	14	83	11	97	24	85	17
10:45	81	7	83	13	67	11	101	16	67	16	80	13
11:00	71	8	47	9	68	8	79	15	66	24	66	13
11:15	63	6	70	17	71	9	77	9	58	31	68	14
11:30	81	6	62	15	76	8	57	10	87	14	73	11
11:45	49	7	72	13	76	6	61	24	88	16	69	13
Totals	2235	2181	2242	2323	2229	2397	2215	2625	2065	2689	2197	2443
Day Total	4416		4565		4626		4840		4754		4640	
AM Pct	50.6%		49.1%		48.2%		45.8%		43.4%		47.4%	
Peak Hour	9:00	18:30	9:00	18:15	9:00	18:30	9:00	18:30	8:45	17:30	9:00	18:30
Peak Volume	712	342	778	436	773	493	746	397	752	389	749	400
P.H.F	0.9368	0.9396	0.8493	0.9561	0.9159	0.9337	0.9279	0.8941	0.9495	0.8037	0.9512	0.9496

AECOM

7:00-8:00 AM	281	277	257	272	215	260
7:15-8:15 AM	309	299	302	296	232	288
7:30-8:30 AM	366	344	340	342	278	334
7:45-8:45 AM	408	371	387	406	315	377
8:00-9:00 AM	445	415	432	416	357	413

4:00-5:00 PM	248	275	277	249	319	274
4:15-5:15 PM	269	283	286	276	307	284
4:30-5:30 PM	274	311	300	290	308	297
4:45-5:45 PM	276	303	322	306	291	300
5:00-6:00 PM	274	291	323	318	280	297

Client: AECOM
 File Number:
 Route: Palm Dr
 Location: Between Campus Dr & Arboretum Rd

Site Ref: 05
 Direction: NB

Count Date	4/11/2022		4/12/2022		4/13/2022		4/14/2022		4/15/2022		Average	
Count Time	AM	PM	AM	PM	AM	PM	AM	PM	AM	PM	AM	PM
00:00	6	38	4	33	10	38	9	58	11	47	8	43
00:15	5	57	8	42	4	40	4	47	10	90	6	55
00:30	4	40	5	37	1	37	8	39	3	46	4	40
00:45	2	28	7	50	9	52	8	52	6	41	6	45
01:00	7	27	15	55	10	44	12	55	16	44	12	45
01:15	8	51	9	58	8	45	9	59	6	68	8	56
01:30	1	48	5	38	6	40	8	48	7	54	5	46
01:45	1	46	7	48	4	52	5	50	2	42	4	48
02:00	2	48	1	46	4	52	2	45	3	46	2	47
02:15	2	43	3	40	5	60	7	46	3	51	4	48
02:30	11	57	15	65	16	68	19	71	14	83	15	69
02:45	0	61	1	48	2	48	3	63	0	68	1	58
03:00	0	55	2	59	2	65	3	59	1	70	2	62
03:15	2	64	0	52	1	53	5	63	2	70	2	60
03:30	3	63	0	82	0	84	0	71	3	72	1	74
03:45	0	59	2	56	1	82	0	85	2	65	1	69
04:00	2	51	0	62	0	82	1	73	1	89	1	71
04:15	1	66	0	67	2	71	1	82	0	64	1	70
04:30	8	65	10	76	12	88	12	75	8	105	10	82
04:45	0	77	1	81	1	99	2	76	3	85	1	84
05:00	3	111	2	108	1	111	2	126	0	95	2	110
05:15	1	101	1	123	2	99	9	105	3	104	3	106
05:30	0	74	6	97	0	101	1	89	7	79	3	88
05:45	8	86	6	98	14	91	8	88	11	67	9	86
06:00	7	81	0	96	4	110	4	96	4	110	4	99
06:15	5	77	11	102	12	87	5	87	6	103	8	91
06:30	5	65	8	65	13	73	9	84	11	86	9	75
06:45	12	94	17	66	19	87	14	68	19	100	16	83
07:00	27	63	25	81	20	70	27	66	20	89	24	74
07:15	18	63	14	77	24	75	15	79	14	76	17	74
07:30	25	58	19	63	17	70	14	80	29	48	21	64
07:45	15	54	16	60	18	55	25	54	19	55	19	56
08:00	30	38	25	60	18	46	35	57	19	43	25	49
08:15	18	50	35	51	22	47	24	70	22	53	24	54
08:30	20	32	29	52	28	50	22	47	13	40	22	44
08:45	15	36	28	39	22	35	23	45	22	27	22	36
09:00	25	24	20	24	17	27	20	25	26	45	22	29
09:15	25	29	26	25	38	30	20	32	16	44	25	32
09:30	25	25	29	32	38	33	31	45	25	44	30	36
09:45	32	15	29	30	28	34	23	46	40	38	30	33
10:00	26	24	35	25	32	14	21	40	34	25	30	26
10:15	22	6	24	22	24	16	25	17	19	34	23	19
10:30	35	10	18	20	26	18	28	22	25	28	26	20
10:45	35	12	26	11	27	11	41	13	43	19	34	13
11:00	27	15	35	13	26	13	46	30	42	21	35	18
11:15	33	20	38	14	43	12	53	16	30	21	39	17
11:30	36	10	49	20	45	10	32	13	36	11	40	13
11:45	27	5	43	5	43	4	58	15	42	12	43	8
Totals	622	2322	709	2574	719	2629	753	2772	698	2817	700	2623
Day Total	2944	3283	3348	3525	3515	3323						

AM Pct	21.1%	21.6%	21.5%	21.4%	19.9%	21.1%
Peak Hour	9:00	18:30	9:00	18:15	9:00	18:30
Peak Volume	712	342	778	436	773	493
P.H.F	0.9368	0.9396	0.8493	0.9561	0.9159	0.9337

AECOM

7:00-8:00 AM	85	74	79	81	82	80
7:15-8:15 AM	88	74	77	89	81	82
7:30-8:30 AM	88	95	75	98	89	89
7:45-8:45 AM	83	105	86	106	73	91
8:00-9:00 AM	83	117	90	104	76	94

4:00-5:00 PM	259	286	340	306	343	307
4:15-5:15 PM	319	332	369	359	349	346
4:30-5:30 PM	354	388	397	382	389	382
4:45-5:45 PM	363	409	410	396	363	388
5:00-6:00 PM	372	426	402	408	345	391

Client: |#REF!
 File Number:
 Route: |Lasuen St
 Location: |Between Campus Dr & Arboretum Rd

Site Ref: | 06
 Direction: | NB

Count Date	4/11/2022		4/12/2022		4/13/2022		4/14/2022		4/15/2022		Average	
	AM	PM	AM	PM	AM	PM	AM	PM	AM	PM	AM	PM
00:00	0	1	0	2	0	2	0	2	0	2	0	2
00:15	0	3	0	1	1	1	0	1	0	2	0	2
00:30	0	1	0	1	0	1	0	0	0	5	0	2
00:45	0	3	0	3	0	1	0	4	1	2	0	3
01:00	0	2	1	5	0	3	0	0	0	0	0	2
01:15	0	0	0	4	0	2	1	2	1	4	0	2
01:30	0	2	0	4	0	2	0	2	1	4	0	3
01:45	0	4	0	3	0	0	0	0	0	2	0	2
02:00	0	3	0	0	0	5	0	4	0	2	0	3
02:15	0	3	0	2	0	2	0	1	0	4	0	2
02:30	0	3	0	1	0	6	0	3	1	8	0	4
02:45	1	0	1	3	0	1	0	4	0	5	0	3
03:00	0	2	0	2	0	5	0	1	0	1	0	2
03:15	0	2	0	4	0	2	0	7	0	4	0	4
03:30	0	6	0	2	0	5	0	6	0	5	0	5
03:45	0	4	0	10	0	6	0	6	0	5	0	6
04:00	0	2	0	12	0	4	0	3	0	7	0	6
04:15	1	3	0	3	0	1	0	3	0	5	0	3
04:30	0	3	0	6	0	5	0	1	0	5	0	4
04:45	0	7	2	12	0	6	0	4	1	1	1	6
05:00	0	9	0	11	0	5	0	7	0	4	0	7
05:15	0	7	0	9	0	9	0	7	0	9	0	8
05:30	1	3	0	8	0	4	0	2	0	4	0	4
05:45	0	6	1	7	0	2	0	1	0	1	0	3
06:00	0	5	0	5	0	2	0	3	1	4	0	4
06:15	1	1	1	9	2	3	0	2	3	3	1	4
06:30	0	3	0	3	0	4	0	2	0	1	0	3
06:45	0	2	1	5	0	3	0	4	0	3	0	3
07:00	0	3	1	2	0	1	1	5	0	1	0	2
07:15	0	0	2	2	3	2	0	2	1	3	1	2
07:30	0	1	4	1	1	4	2	1	1	1	2	2
07:45	0	1	2	1	0	1	1	0	2	2	1	1
08:00	2	1	1	3	5	1	0	2	0	1	2	2
08:15	0	0	5	2	0	3	0	0	2	0	1	1
08:30	4	3	1	4	5	0	1	1	2	1	3	2
08:45	1	0	0	1	2	0	1	2	1	2	1	1
09:00	0	4	2	0	1	0	1	1	2	3	1	2
09:15	2	0	4	0	2	0	5	2	0	2	3	1
09:30	0	3	3	3	1	2	1	1	5	0	2	2
09:45	1	1	1	1	2	2	0	1	0	0	1	1
10:00	1	0	1	0	0	1	0	0	1	0	1	0
10:15	3	0	3	0	0	0	2	0	2	1	2	0
10:30	1	0	3	0	0	0	0	2	3	0	1	0
10:45	3	0	1	1	0	0	2	1	2	0	2	0
11:00	3	0	1	1	1	0	2	1	3	1	2	1
11:15	1	0	1	0	1	0	1	1	1	0	1	0
11:30	0	2	0	2	3	1	2	0	1	0	1	1
11:45	3	0	1	0	3	0	0	0	4	1	2	0
Totals	29	109	44	161	33	110	23	105	42	121	34	121
Day Total	138		205		143		128		163		155	
AM Pct	21.0%		21.5%		23.1%		18.0%		25.8%		22.0%	
Peak Hour	9:00	18:30	9:00	18:15	9:00	18:30	9:00	18:30	8:45	17:30	9:00	18:30
Peak Volume	712	342	778	436	773	493	746	397	752	389	749	400
P.H.F	0.9368	0.9396	0.8493	0.9561	0.9159	0.9337	0.9279	0.8941	0.9495	0.8037	0.9512	0.9496

AECOM

7:00-8:00 AM	0	9	4	4	4	4	4	4
7:15-8:15 AM	2	9	9	3	4	5	5	5
7:30-8:30 AM	2	12	6	3	5	6	6	6
7:45-8:45 AM	6	9	10	2	6	7	7	7
8:00-9:00 AM	7	7	12	2	5	7	7	7
4:00-5:00 PM	15	33	16	11	18	19	19	19
4:15-5:15 PM	22	32	17	15	15	20	20	20
4:30-5:30 PM	26	38	25	19	19	25	25	25
4:45-5:45 PM	26	40	24	20	18	26	26	26
5:00-6:00 PM	25	35	20	17	18	23	23	23

Client: |#REF!
 File Number:
 Route: Galvez St
 Location: Between Campus Dr & Arboretum Rd

Site Ref: 07
 Direction: SB

Count Date	4/11/2022		4/12/2022		4/13/2022		4/14/2022		4/15/2022		Average	
	AM	PM	AM	PM	AM	PM	AM	PM	AM	PM	AM	PM
00:00	5	74	3	64	6	47	5	57	7	55	5	59
00:15	0	50	3	48	2	45	8	43	5	32	4	44
00:30	2	43	2	55	3	53	6	42	10	43	5	47
00:45	5	48	2	57	1	46	4	54	3	41	3	49
01:00	2	50	2	57	1	53	1	37	0	56	1	51
01:15	4	43	2	48	1	59	7	47	1	45	3	48
01:30	0	38	2	49	0	40	2	44	2	43	1	43
01:45	4	46	2	63	2	42	3	47	3	51	3	50
02:00	1	41	2	33	2	50	3	38	1	41	2	41
02:15	0	47	0	40	1	43	3	46	1	46	1	44
02:30	0	56	2	42	0	41	2	35	1	55	1	46
02:45	1	35	1	44	1	55	0	57	0	50	1	48
03:00	1	40	0	56	1	51	2	38	2	57	1	48
03:15	0	46	1	42	0	41	0	44	2	47	1	44
03:30	4	38	6	47	4	50	3	45	3	52	4	46
03:45	1	44	1	40	5	61	3	61	1	61	2	53
04:00	1	44	2	42	2	62	3	44	1	59	2	50
04:15	4	40	1	61	0	49	2	32	1	53	2	47
04:30	5	39	6	63	4	52	2	65	4	55	4	55
04:45	6	54	12	64	13	61	8	67	10	59	10	61
05:00	10	49	29	88	20	53	34	40	20	63	23	59
05:15	12	58	20	56	21	65	18	60	20	75	18	63
05:30	37	62	42	82	33	56	35	58	23	71	34	66
05:45	43	66	62	87	51	76	54	66	41	64	50	72
06:00	33	44	38	101	40	52	26	78	28	74	33	70
06:15	51	56	58	70	62	55	59	59	46	55	55	59
06:30	46	57	60	61	46	35	65	50	59	43	55	49
06:45	44	36	48	59	54	34	54	64	43	52	49	49
07:00	36	38	44	50	51	40	48	49	38	54	43	46
07:15	47	44	57	56	37	50	40	54	46	50	45	51
07:30	72	28	66	59	66	33	65	39	61	39	66	40
07:45	85	31	96	43	85	38	75	31	68	48	82	38
08:00	72	22	74	51	76	27	64	28	56	52	68	36
08:15	63	24	102	44	77	39	68	38	55	43	73	38
08:30	66	32	86	25	84	29	71	30	64	26	74	28
08:45	59	23	72	30	70	25	62	28	55	27	64	27
09:00	67	21	79	28	85	22	78	29	47	22	71	24
09:15	65	17	80	15	73	17	67	30	55	15	68	19
09:30	68	10	82	9	80	10	69	25	66	16	73	14
09:45	73	10	88	19	89	19	75	16	58	28	77	18
10:00	48	11	70	9	47	19	54	15	55	16	55	14
10:15	59	10	66	16	49	16	51	11	48	12	55	13
10:30	46	6	39	4	47	12	39	18	54	14	45	11
10:45	58	14	54	10	47	10	65	8	49	6	55	10
11:00	46	6	49	3	43	10	31	9	43	11	42	8
11:15	49	7	47	6	54	10	43	11	49	10	48	9
11:30	58	4	51	5	43	10	57	6	67	7	55	6
11:45	68	6	60	10	53	7	52	3	67	10	60	7
Totals	1527	1708	1771	2111	1632	1870	1586	1896	1439	2004	1591	1918
Day Total	3235		3882		3502		3482		3443		3509	
AM Pct	47.2%		45.6%		46.6%		45.5%		41.8%		45.3%	
Peak Hour	9:00	18:30	9:00	18:15	9:00	18:30	9:00	18:30	8:45	17:30	9:00	18:30
Peak Volume	712	342	778	436	773	493	746	397	752	389	749	400
P.H.F	0.9368	0.9396	0.8493	0.9561	0.9159	0.9337	0.9279	0.8941	0.9495	0.8037	0.9512	0.9496

AECOM

7:00-8:00 AM	240	263	239	228	213	237
7:15-8:15 AM	276	293	264	244	231	262
7:30-8:30 AM	292	338	304	272	240	289
7:45-8:45 AM	286	358	322	278	243	297
8:00-9:00 AM	260	334	307	265	230	279
4:00-5:00 PM	177	230	224	208	226	213
4:15-5:15 PM	182	276	215	204	230	221
4:30-5:30 PM	200	271	231	232	252	237
4:45-5:45 PM	223	290	235	225	268	248
5:00-6:00 PM	235	313	250	224	273	259

Client: |#REF!
 File Number:
 Route: Galvez St
 Location: Between Campus Dr & Arboretum Rd

Site Ref: 07
 Direction: NB

Count Date	4/11/2022		4/12/2022		4/13/2022		4/14/2022		4/15/2022		Average	
	AM	PM	AM	PM	AM	PM	AM	PM	AM	PM	AM	PM
00:00	6	51	4	63	7	49	3	51	7	61	5	55
00:15	3	52	4	59	2	71	6	56	5	70	4	62
00:30	4	54	4	45	4	48	5	49	1	56	4	50
00:45	3	43	5	59	2	48	4	43	5	54	4	49
01:00	1	44	1	56	0	69	8	61	1	67	2	59
01:15	1	48	5	83	4	61	10	56	3	49	5	59
01:30	3	55	2	76	2	70	1	74	3	66	2	68
01:45	0	47	3	51	3	67	7	60	5	64	4	58
02:00	4	54	2	58	6	62	4	63	6	68	4	61
02:15	3	64	4	55	9	59	5	65	7	63	6	61
02:30	4	76	10	72	10	76	11	78	9	82	9	77
02:45	4	68	4	74	3	61	5	66	5	77	4	69
03:00	1	77	0	80	3	77	2	85	3	75	2	79
03:15	0	116	1	101	0	100	1	108	1	98	1	105
03:30	2	100	3	92	0	98	1	99	1	100	1	98
03:45	0	81	2	85	3	86	2	71	2	83	2	81
04:00	0	82	1	101	0	85	1	88	0	104	0	92
04:15	1	86	3	100	2	83	1	73	2	96	2	88
04:30	2	101	2	97	5	98	2	86	3	96	3	96
04:45	5	118	4	111	3	118	1	115	3	98	3	112
05:00	1	123	1	139	2	158	5	112	2	122	2	131
05:15	1	127	2	140	0	131	2	118	2	106	1	124
05:30	1	135	8	124	5	102	8	115	6	94	6	114
05:45	6	110	9	133	10	122	9	105	4	95	8	113
06:00	8	92	8	124	3	105	9	122	6	101	7	109
06:15	2	92	7	123	4	84	5	110	6	113	5	104
06:30	12	90	12	102	14	98	15	109	19	114	14	103
06:45	17	84	28	83	23	79	19	76	28	76	23	80
07:00	10	89	22	86	31	82	22	58	22	71	21	77
07:15	18	63	25	89	23	73	29	87	15	64	22	75
07:30	23	65	26	112	11	62	21	81	16	53	19	75
07:45	21	73	37	73	27	51	25	58	26	79	27	67
08:00	30	36	29	84	38	70	41	53	26	35	33	56
08:15	31	55	38	84	21	53	29	85	23	47	28	65
08:30	34	41	32	102	17	50	29	54	29	46	28	59
08:45	46	50	31	35	33	35	26	53	39	41	35	43
09:00	24	30	27	38	29	35	24	37	31	15	27	31
09:15	33	30	27	45	24	27	34	44	22	33	28	36
09:30	44	29	41	90	27	22	27	38	27	39	33	44
09:45	37	18	34	63	34	30	31	27	42	26	36	33
10:00	33	40	31	58	36	40	27	41	31	15	32	39
10:15	21	15	41	24	34	21	22	17	34	18	30	19
10:30	34	12	29	18	24	5	27	9	27	9	28	11
10:45	30	6	40	16	34	18	44	16	40	21	38	15
11:00	36	10	35	8	37	14	28	17	42	12	36	12
11:15	36	8	44	15	36	18	38	12	44	28	40	16
11:30	47	3	47	10	53	7	47	9	54	5	50	7
11:45	56	3	45	11	65	6	69	8	61	6	59	7
Totals	739	2946	820	3547	763	3084	792	3118	796	3011	782	3141
Day Total	3685		4367		3847		3910		3807		3923	

AM Pct	20.1%		18.8%		19.8%		20.3%		20.9%		19.9%	
Peak Hour	9:00	18:30	9:00	18:15	9:00	18:30	9:00	18:30	8:45	17:30	9:00	18:30
Peak Volume	712	342	778	436	773	493	746	397	752	389	749	400
P.H.F	0.9368	0.9396	0.8493	0.9561	0.9159	0.9337	0.9279	0.8941	0.9495	0.8037	0.9512	0.9496

AECOM

7:00-8:00 AM	72	110	92	97	79	90
7:15-8:15 AM	92	117	99	116	83	101
7:30-8:30 AM	105	130	97	116	91	108
7:45-8:45 AM	116	136	103	124	104	117
8:00-9:00 AM	141	130	109	125	117	124

4:00-5:00 PM	387	409	384	362	394	387
4:15-5:15 PM	428	447	457	386	412	426
4:30-5:30 PM	469	487	505	431	422	463
4:45-5:45 PM	503	514	509	460	420	481
5:00-6:00 PM	495	536	513	450	417	482

Client: |#REF!
 File Number:
 Route: Serra St
 Location: Between El Camino Real & Olmsted Rd

Site Ref: 08
 Direction: SB

Count Date	4/11/2022		4/12/2022		4/13/2022		4/14/2022		4/15/2022		Average	
	AM	PM	AM	PM	AM	PM	AM	PM	AM	PM	AM	PM
00:00	12	41	16	52	7	49	16	49	13	47	13	48
00:15	14	54	11	40	11	55	13	54	12	38	12	48
00:30	12	45	11	45	8	61	8	68	13	61	10	56
00:45	6	55	9	59	9	63	14	49	12	56	10	56
01:00	12	40	5	38	10	38	18	62	10	54	11	46
01:15	10	60	5	55	3	61	11	63	12	57	8	59
01:30	7	31	5	47	3	52	12	39	3	32	6	40
01:45	5	42	6	44	4	48	9	45	13	62	7	48
02:00	3	36	3	37	3	48	7	45	5	41	4	41
02:15	4	44	5	43	3	42	10	47	8	31	6	41
02:30	3	52	1	32	3	36	3	41	1	56	2	43
02:45	3	49	1	57	1	40	1	39	4	42	2	45
03:00	3	49	3	47	4	32	3	51	2	53	3	46
03:15	1	54	1	35	0	33	5	49	2	46	2	43
03:30	1	42	2	44	2	43	0	59	2	48	1	47
03:45	2	50	2	35	2	37	3	37	3	54	2	43
04:00	3	40	6	41	2	40	3	41	6	60	4	44
04:15	3	41	5	43	4	47	3	46	6	65	4	48
04:30	7	67	6	41	10	58	4	47	5	56	6	54
04:45	6	55	7	58	8	74	9	52	5	60	7	60
05:00	2	42	4	34	7	67	9	44	7	77	6	53
05:15	15	53	17	41	20	54	12	53	19	49	17	50
05:30	19	48	20	52	23	52	27	67	19	63	22	56
05:45	30	76	38	54	29	52	29	64	31	70	31	63
06:00	18	47	17	68	24	47	19	55	24	70	20	57
06:15	18	36	30	52	15	76	17	70	16	63	19	59
06:30	28	45	33	61	33	55	31	47	29	66	31	55
06:45	24	57	36	44	21	54	30	55	26	77	27	57
07:00	28	55	24	63	25	37	22	59	23	52	24	53
07:15	31	59	43	64	35	51	33	52	26	84	34	62
07:30	44	45	40	39	33	62	40	70	45	67	40	57
07:45	54	65	66	49	48	52	56	54	54	59	56	56
08:00	48	49	45	49	45	45	58	52	38	49	47	49
08:15	54	36	61	42	51	53	52	38	47	53	53	44
08:30	74	34	56	44	56	44	57	49	42	55	57	45
08:45	69	41	65	48	69	45	48	42	70	58	64	47
09:00	52	34	73	65	62	40	61	44	51	52	60	47
09:15	55	42	67	52	55	47	59	50	44	41	56	46
09:30	55	43	57	24	48	36	56	46	61	57	55	41
09:45	54	46	64	39	52	28	46	53	64	42	56	42
10:00	29	38	41	35	45	38	40	36	40	55	39	40
10:15	36	20	50	40	45	34	41	39	41	38	43	34
10:30	44	21	45	34	39	26	36	30	45	28	42	28
10:45	46	30	41	20	57	21	58	25	47	24	50	24
11:00	49	19	57	26	42	27	47	20	49	39	49	26
11:15	57	20	43	18	61	29	45	28	47	28	51	25
11:30	55	12	41	17	55	19	64	14	38	39	51	20
11:45	40	13	39	11	42	15	40	19	47	36	42	19
Totals	1245	2073	1323	2078	1234	2163	1285	2258	1227	2510	1263	2216
Day Total	3318	3401	3397	3543	3737	3479						

AM Pct	37.5%	38.9%	36.3%	36.3%	32.8%	36.3%
Peak Hour	9:00	18:30	9:00	18:15	9:00	18:30
Peak Volume	712	342	778	436	773	493
P.H.F	0.9368	0.9396	0.8493	0.9561	0.9159	0.9337

AECOM

7:00-8:00 AM	157	173	141	151	148	154
7:15-8:15 AM	177	194	161	187	163	176
7:30-8:30 AM	200	212	177	206	184	196
7:45-8:45 AM	230	228	200	223	181	212
8:00-9:00 AM	245	227	221	215	197	221

4:00-5:00 PM	203	183	219	186	241	206
4:15-5:15 PM	205	176	246	189	258	215
4:30-5:30 PM	217	174	253	196	242	216
4:45-5:45 PM	198	185	247	216	249	219
5:00-6:00 PM	219	181	225	228	259	222

Client: |#REF!
 File Number:
 Route: Serra St
 Location: Between El Camino Real & Olmsted Rd

Site Ref: 08
 Direction: NB

Count Date	4/11/2022		4/12/2022		4/13/2022		4/14/2022		4/15/2022		Average	
	AM	PM	AM	PM	AM	PM	AM	PM	AM	PM	AM	PM
00:00	16	56	8	51	10	46	16	58	16	55	13	53
00:15	15	56	13	44	8	47	20	58	19	55	15	52
00:30	19	45	16	45	11	56	24	51	17	64	17	52
00:45	14	46	11	52	14	44	14	46	16	56	14	49
01:00	12	59	7	53	9	50	18	48	8	56	11	53
01:15	10	47	6	35	6	46	29	56	13	76	13	52
01:30	6	60	4	58	3	52	18	70	12	80	9	64
01:45	6	67	2	45	3	65	15	63	17	62	9	60
02:00	5	53	6	43	4	57	11	55	5	62	6	54
02:15	8	59	11	52	7	60	22	54	12	70	12	59
02:30	6	73	10	54	13	64	12	59	12	79	11	66
02:45	3	64	1	65	2	61	6	56	3	85	3	66
03:00	2	57	2	76	2	65	5	57	4	77	3	66
03:15	0	50	1	72	4	79	4	89	3	80	2	74
03:30	3	69	2	72	2	62	4	74	2	92	3	74
03:45	3	64	2	60	1	64	3	75	2	76	2	68
04:00	1	69	4	62	1	66	3	63	5	67	3	65
04:15	1	65	1	77	1	91	4	56	6	90	3	76
04:30	3	70	4	84	4	66	2	80	2	88	3	78
04:45	5	79	3	55	2	75	5	64	7	93	4	73
05:00	4	82	7	73	6	83	6	90	5	82	6	82
05:15	3	87	4	69	7	81	7	88	7	100	6	85
05:30	3	70	6	74	4	78	4	83	12	71	6	75
05:45	7	72	13	76	12	80	11	74	12	82	11	77
06:00	5	73	9	74	5	66	9	85	9	76	7	75
06:15	12	70	10	86	10	76	8	70	12	90	10	78
06:30	14	85	8	69	4	75	17	87	14	85	11	80
06:45	20	79	16	68	19	95	20	100	22	76	19	84
07:00	16	75	24	74	11	85	20	70	18	109	18	83
07:15	10	65	26	75	20	103	18	77	17	98	18	84
07:30	27	66	22	70	18	80	19	77	19	79	21	74
07:45	35	61	35	64	31	63	35	62	30	81	33	66
08:00	42	63	29	57	36	46	40	78	51	76	40	64
08:15	38	53	36	52	36	58	37	73	32	76	36	62
08:30	38	48	30	50	46	52	34	68	40	71	38	58
08:45	39	50	46	49	48	53	46	55	55	57	47	53
09:00	35	52	34	45	45	46	28	63	36	57	36	53
09:15	41	37	39	53	50	41	40	67	35	77	41	55
09:30	47	45	38	47	42	52	40	72	38	67	41	57
09:45	48	37	39	43	54	33	53	52	61	54	51	44
10:00	32	37	40	39	38	52	35	59	52	45	39	46
10:15	34	33	33	40	49	28	32	52	50	62	40	43
10:30	44	49	35	43	40	17	37	30	51	50	41	38
10:45	38	29	46	32	39	36	36	29	41	41	40	33
11:00	49	22	43	32	45	27	35	26	56	31	46	28
11:15	40	23	46	31	48	23	62	26	50	44	49	29
11:30	49	15	41	23	51	17	57	26	64	28	52	22
11:45	60	18	51	16	50	17	50	14	50	25	52	18
Totals	968	2704	920	2679	971	2779	1071	2985	1120	3353	1010	2900
Day Total	3672		3599		3750		4056		4473		3910	
AM Pct	26.4%		25.6%		25.9%		26.4%		25.0%		25.8%	
Peak Hour	9:00	18:30	9:00	18:15	9:00	18:30	9:00	18:30	8:45	17:30	9:00	18:30
Peak Volume	712	342	778	436	773	493	746	397	752	389	749	400
P.H.F	0.9368	0.9396	0.8493	0.9561	0.9159	0.9337	0.9279	0.8941	0.9495	0.8037	0.9512	0.9496

AECOM

7:00-8:00 AM	88	107	80	92	84	90
7:15-8:15 AM	114	112	105	112	117	112
7:30-8:30 AM	142	122	121	131	132	130
7:45-8:45 AM	153	130	149	146	153	146
8:00-9:00 AM	157	141	166	157	178	160
4:00-5:00 PM	283	278	298	263	338	292
4:15-5:15 PM	296	289	315	290	353	309
4:30-5:30 PM	318	281	305	322	363	318
4:45-5:45 PM	318	271	317	325	346	315
5:00-6:00 PM	311	292	322	335	335	319

Client: |#REF!
 File Number:
 Route: Yale St
 Location: Between Olmsted Rd & Stanford Ave

Site Ref: 09
 Direction: WB

Count Date	4/11/2022		4/12/2022		4/13/2022		4/14/2022		4/15/2022		Average	
	AM	PM	AM	PM	AM	PM	AM	PM	AM	PM	AM	PM
00:00	1	12	2	10	2	9	2	9	2	13	2	11
00:15	1	9	0	6	1	10	1	5	1	9	1	8
00:30	2	10	0	7	0	9	0	11	3	8	1	9
00:45	1	7	1	9	0	12	1	10	1	9	1	9
01:00	2	9	0	11	0	8	1	6	1	7	1	8
01:15	0	8	0	8	0	5	1	2	0	7	0	6
01:30	0	6	0	5	0	8	1	9	2	12	1	8
01:45	0	4	1	7	0	11	0	9	1	8	0	8
02:00	0	7	0	10	0	8	0	14	0	14	0	11
02:15	0	5	0	4	0	7	0	5	0	11	0	6
02:30	0	7	0	6	0	7	0	8	0	12	0	8
02:45	0	15	0	7	0	16	0	6	0	9	0	11
03:00	0	9	0	7	0	8	0	9	0	8	0	8
03:15	0	13	0	4	0	10	0	3	0	4	0	7
03:30	0	6	0	7	0	13	0	10	0	14	0	10
03:45	0	7	0	8	0	10	1	8	0	6	0	8
04:00	0	7	2	5	1	8	0	7	0	7	1	7
04:15	0	13	0	12	0	16	0	14	0	14	0	14
04:30	0	7	0	8	1	13	0	8	0	13	0	10
04:45	0	12	0	10	0	10	0	17	1	14	0	13
05:00	0	8	1	17	0	7	0	18	0	10	0	12
05:15	0	10	1	8	0	11	0	12	0	15	0	11
05:30	0	10	0	13	1	15	0	11	0	16	0	13
05:45	0	11	0	13	1	12	0	20	0	12	0	14
06:00	1	16	0	10	0	15	0	12	0	24	0	15
06:15	0	16	3	16	1	16	2	18	2	22	2	18
06:30	5	9	5	14	3	15	4	8	5	14	4	12
06:45	5	12	5	12	6	13	7	11	2	22	5	14
07:00	5	11	5	14	12	8	2	11	9	6	7	10
07:15	4	14	4	12	1	13	6	22	4	12	4	15
07:30	6	10	9	9	7	6	8	18	8	11	8	11
07:45	6	9	7	5	9	10	5	14	10	6	7	9
08:00	10	9	8	5	7	11	11	3	11	8	9	7
08:15	13	12	13	13	16	14	16	7	17	12	15	12
08:30	5	9	9	2	11	6	17	13	14	9	11	8
08:45	12	11	11	7	12	10	12	5	17	12	13	9
09:00	9	4	12	8	10	11	11	7	9	4	10	7
09:15	10	7	6	3	7	9	5	11	6	0	7	6
09:30	5	9	8	4	6	9	15	2	15	8	10	6
09:45	3	8	7	13	7	4	6	9	6	11	6	9
10:00	7	2	3	4	8	7	6	7	6	5	6	5
10:15	6	5	3	6	8	5	9	8	5	9	6	7
10:30	2	3	4	6	4	4	3	2	6	8	4	5
10:45	2	2	14	1	7	3	4	3	5	3	6	2
11:00	3	3	7	3	4	2	3	1	5	4	4	3
11:15	6	0	6	5	5	4	9	3	8	5	7	3
11:30	6	1	4	3	7	0	9	3	5	5	6	2
11:45	11	0	7	1	9	0	9	2	12	1	10	1
Totals	149	394	168	378	174	438	187	431	199	473	175	423
Day Total	543		546		612		618		672		598	
AM Pct	27.4%		30.8%		28.4%		30.3%		29.6%		29.3%	
Peak Hour	9:00	18:30	9:00	18:15	9:00	18:30	9:00	18:30	8:45	17:30	9:00	18:30
Peak Volume	712	342	778	436	773	493	746	397	752	389	749	400
P.H.F	0.9368	0.9396	0.8493	0.9561	0.9159	0.9337	0.9279	0.8941	0.9495	0.8037	0.9512	0.9496

AECOM

7:00-8:00 AM	21	25	29	21	31	25
7:15-8:15 AM	26	28	24	30	33	28
7:30-8:30 AM	35	37	39	40	46	39
7:45-8:45 AM	34	37	43	49	52	43
8:00-9:00 AM	40	41	46	56	59	48
4:00-5:00 PM	39	35	47	46	48	43
4:15-5:15 PM	40	47	46	57	51	48
4:30-5:30 PM	37	43	41	55	52	46
4:45-5:45 PM	40	48	43	58	55	49
5:00-6:00 PM	39	51	45	61	53	50

Client: |#REF!
 File Number:
 Route: Yale St
 Location: Between Olmsted Rd & Stanford Ave

Site Ref: 09
 Direction: EB

Count Date	4/11/2022		4/12/2022		4/13/2022		4/14/2022		4/15/2022		Average	
	AM	PM	AM	PM	AM	PM	AM	PM	AM	PM	AM	PM
00:00	0	3	0	4	0	7	0	7	3	14	1	7
00:15	1	6	0	5	0	7	0	10	0	9	0	7
00:30	0	8	0	4	1	7	1	4	3	11	1	7
00:45	0	12	0	4	0	8	0	7	0	4	0	7
01:00	2	4	0	9	0	9	1	7	1	3	1	6
01:15	0	6	0	4	0	7	0	10	0	8	0	7
01:30	0	6	0	6	0	12	0	4	0	12	0	8
01:45	0	7	2	7	0	9	0	12	1	9	1	9
02:00	0	5	0	8	0	10	0	9	1	7	0	8
02:15	0	5	1	7	0	8	0	9	0	8	0	7
02:30	0	3	0	5	0	8	0	8	0	10	0	7
02:45	1	8	0	4	0	4	0	3	1	5	0	5
03:00	0	12	0	12	0	7	0	5	0	7	0	9
03:15	0	12	0	8	0	7	0	12	0	9	0	10
03:30	0	9	0	7	0	9	0	8	0	7	0	8
03:45	0	10	1	9	1	8	0	13	0	10	0	10
04:00	0	11	0	16	0	10	0	7	0	16	0	12
04:15	0	11	1	7	0	5	0	7	0	12	0	8
04:30	0	11	1	9	0	13	0	11	0	13	0	11
04:45	0	7	0	11	0	12	0	10	0	18	0	12
05:00	0	11	0	11	0	15	1	16	0	16	0	14
05:15	0	8	2	14	1	13	0	18	1	17	1	14
05:30	0	17	0	10	0	9	0	14	2	14	0	13
05:45	2	15	3	9	2	15	0	16	1	25	2	16
06:00	1	7	1	10	1	16	1	10	1	14	1	11
06:15	1	13	2	17	1	14	0	11	1	11	1	13
06:30	3	13	1	13	0	19	3	12	2	19	2	15
06:45	0	11	1	16	6	14	2	12	3	11	2	13
07:00	0	12	7	17	2	15	3	10	1	12	3	13
07:15	3	4	5	5	2	6	1	8	3	12	3	7
07:30	5	11	3	9	8	4	8	10	3	12	5	9
07:45	10	10	6	9	11	5	8	7	8	10	9	8
08:00	14	5	11	1	9	5	13	8	5	8	10	5
08:15	7	7	10	9	7	5	6	9	14	8	9	8
08:30	6	0	8	6	11	9	15	9	9	2	10	5
08:45	10	2	8	3	10	5	15	4	12	7	11	4
09:00	9	5	7	7	10	10	14	3	5	5	9	6
09:15	5	5	11	2	11	7	5	7	11	1	9	4
09:30	5	4	5	1	9	2	9	3	11	7	8	3
09:45	4	2	12	3	5	1	9	3	12	4	8	3
10:00	2	3	2	2	9	1	9	4	10	4	6	3
10:15	8	0	3	1	3	3	2	4	3	3	4	2
10:30	4	2	7	1	5	2	5	3	8	4	6	2
10:45	3	0	8	0	6	2	8	0	8	1	7	1
11:00	7	1	6	1	15	0	0	2	5	2	7	1
11:15	8	1	4	2	9	3	8	0	3	2	6	2
11:30	12	2	6	1	7	1	4	2	6	1	7	1
11:45	6	1	5	1	8	0	6	0	5	4	6	1
Totals	139	328	150	327	170	368	157	368	163	428	156	364
Day Total	467	477	477	538	525	591	525	591	591	520	520	520
AM Pct	29.8%		31.4%		31.6%		29.9%		27.6%		30.0%	
Peak Hour	9:00	18:30	9:00	18:15	9:00	18:30	9:00	18:30	8:45	17:30	9:00	18:30
Peak Volume	712	342	778	436	773	493	746	397	752	389	749	400
P.H.F	0.9368	0.9396	0.8493	0.9561	0.9159	0.9337	0.9279	0.8941	0.9495	0.8037	0.9512	0.9496

AECOM

7:00-8:00 AM	18	21	23	20	15	19
7:15-8:15 AM	32	25	30	30	19	27
7:30-8:30 AM	36	30	35	35	30	33
7:45-8:45 AM	37	35	38	42	36	38
8:00-9:00 AM	37	37	37	49	40	40
4:00-5:00 PM	40	43	40	35	59	43
4:15-5:15 PM	40	38	45	44	59	45
4:30-5:30 PM	37	45	53	55	64	51
4:45-5:45 PM	43	46	49	58	65	52
5:00-6:00 PM	51	44	52	64	72	57

Client: |#REF!
 File Number:
 Route: Wellesley St
 Location: Between Olmsted Rd & Stanford Ave

Site Ref: 10
 Direction: WB

Count Time	4/11/2022		4/12/2022		4/13/2022		4/14/2022		4/15/2022		Average	
	AM	PM	AM	PM	AM	PM	AM	PM	AM	PM	AM	PM
00:00	3	2	0	6	3	8	1	3	1	4	2	5
00:15	2	4	2	4	3	3	0	8	2	5	2	5
00:30	1	6	1	5	3	8	1	8	1	2	1	6
00:45	0	8	2	8	2	10	3	3	0	5	1	7
01:00	1	7	0	4	1	6	2	4	3	3	1	5
01:15	0	12	1	3	0	4	1	3	1	8	1	6
01:30	0	7	1	2	0	5	2	4	1	2	1	4
01:45	0	5	0	3	1	9	1	2	0	5	0	5
02:00	0	2	1	6	0	1	0	2	1	5	0	3
02:15	0	6	0	4	1	9	0	7	0	10	0	7
02:30	0	5	0	8	0	4	1	1	0	9	0	5
02:45	0	3	0	2	0	6	0	5	1	9	0	5
03:00	0	8	0	6	0	6	0	4	0	8	0	6
03:15	0	5	0	8	0	5	1	5	0	7	0	6
03:30	0	3	0	8	0	4	0	1	0	9	0	5
03:45	0	5	0	6	0	7	0	4	2	4	0	5
04:00	1	7	0	5	0	6	0	5	0	5	0	6
04:15	0	6	0	9	0	3	0	4	0	8	0	6
04:30	1	6	0	6	1	7	0	8	0	10	0	7
04:45	0	3	0	6	0	7	0	9	0	4	0	6
05:00	0	8	1	6	0	9	2	8	0	4	1	7
05:15	0	8	2	8	1	7	0	5	0	8	1	7
05:30	0	7	0	7	1	9	0	3	0	11	0	7
05:45	0	4	1	6	1	14	0	5	0	10	0	8
06:00	0	12	1	5	3	10	0	11	1	8	1	9
06:15	1	3	0	7	0	7	1	13	2	7	1	7
06:30	2	8	0	7	0	13	1	13	2	16	1	11
06:45	0	20	0	8	1	11	1	9	0	9	0	11
07:00	0	9	1	10	0	14	0	7	1	7	0	9
07:15	1	9	0	12	1	8	0	6	0	13	0	10
07:30	1	6	1	5	0	10	0	9	0	16	0	9
07:45	4	13	3	4	0	10	2	11	2	7	2	9
08:00	4	5	7	8	6	8	2	7	6	7	5	7
08:15	3	5	0	9	3	4	5	4	5	11	3	7
08:30	3	4	3	7	2	9	3	10	2	11	3	8
08:45	3	11	3	9	2	10	7	8	5	4	4	8
09:00	8	12	2	5	7	6	4	6	4	16	5	9
09:15	2	6	4	7	4	6	5	12	2	7	3	8
09:30	3	2	4	9	5	7	1	4	1	9	3	6
09:45	5	4	0	1	2	10	2	7	2	10	2	6
10:00	3	5	2	8	2	5	0	7	2	9	2	7
10:15	2	4	5	4	7	2	4	4	6	3	5	3
10:30	2	2	2	6	3	5	3	2	4	5	3	4
10:45	4	1	2	0	2	2	2	6	4	4	3	3
11:00	1	0	2	7	3	6	2	2	4	3	2	4
11:15	5	3	7	1	2	3	2	5	2	11	4	5
11:30	3	7	3	3	4	3	6	3	3	4	4	4
11:45	7	4	5	2	8	2	6	2	3	10	6	4
Totals	76	292	69	280	85	328	74	279	76	362	76	308
Day Total	368		349		413		353		438		384	
AM Pct	20.7%		19.8%		20.6%		21.0%		17.4%		19.8%	
Peak Hour	9:00	18:30	9:00	18:15	9:00	18:30	9:00	18:30	8:45	17:30	9:00	18:30
Peak Volume	712	342	778	436	773	493	746	397	752	389	749	400
P.H.F	0.9368	0.9396	0.8493	0.9561	0.9159	0.9337	0.9279	0.8941	0.9495	0.8037	0.9512	0.9496

AECOM

7:00-8:00 AM	6	5	1	2	3	3
7:15-8:15 AM	10	11	7	4	8	8
7:30-8:30 AM	12	11	9	9	13	11
7:45-8:45 AM	14	13	11	12	15	13
8:00-9:00 AM	13	13	13	17	18	15
4:00-5:00 PM	22	26	23	26	27	25
4:15-5:15 PM	23	27	26	29	26	26
4:30-5:30 PM	25	26	30	30	26	27
4:45-5:45 PM	26	27	32	25	27	27
5:00-6:00 PM	27	27	39	21	33	29

Client: |#REF!
 File Number:
 Route: Wellesley St
 Location: Between Olmsted Rd & Stanford Ave

Site Ref: 10
 Direction: EB

Count Time	4/11/2022		4/12/2022		4/13/2022		4/14/2022		4/15/2022		Average	
	AM	PM	AM	PM	AM	PM	AM	PM	AM	PM	AM	PM
00:00	1	6	0	3	0	6	2	4	0	6	1	5
00:15	2	6	0	1	1	8	0	5	3	5	1	5
00:30	0	6	0	2	0	8	2	3	3	6	1	5
00:45	0	4	3	4	1	4	2	6	0	3	1	4
01:00	1	5	2	3	1	6	2	6	2	6	2	5
01:15	1	7	0	7	0	9	1	11	0	6	0	8
01:30	0	2	0	7	0	5	0	8	2	6	0	6
01:45	0	3	0	4	0	7	0	2	0	10	0	5
02:00	1	2	1	6	0	6	0	2	0	10	0	5
02:15	0	4	0	5	0	2	0	5	0	7	0	5
02:30	0	7	0	2	1	3	0	6	1	3	0	4
02:45	0	3	0	8	0	3	0	3	0	5	0	4
03:00	0	5	0	1	0	5	0	5	0	13	0	6
03:15	0	8	0	11	1	8	0	4	0	10	0	8
03:30	0	6	0	5	0	5	0	2	0	6	0	5
03:45	0	4	0	5	0	8	0	7	0	4	0	6
04:00	0	6	1	4	0	4	0	8	1	4	0	5
04:15	0	2	0	9	1	8	1	7	0	11	0	7
04:30	1	6	0	8	1	10	0	6	0	19	0	10
04:45	0	6	0	5	0	8	0	5	0	7	0	6
05:00	0	10	1	11	0	7	1	9	0	7	0	9
05:15	1	11	2	10	1	6	1	6	0	10	1	9
05:30	1	10	1	14	2	4	0	8	0	6	1	8
05:45	2	6	0	6	0	12	0	6	0	12	0	8
06:00	1	11	0	7	1	10	0	9	0	15	0	10
06:15	3	8	1	6	1	10	2	14	0	15	1	11
06:30	0	11	1	11	5	10	2	8	1	17	2	11
06:45	2	4	1	5	0	12	4	6	3	14	2	8
07:00	3	11	1	3	1	10	4	6	0	18	2	10
07:15	4	9	4	8	5	12	3	12	10	8	5	10
07:30	4	5	7	6	6	9	4	8	5	13	5	8
07:45	10	5	6	7	5	6	13	10	9	5	9	7
08:00	2	3	6	8	3	9	2	9	6	10	4	8
08:15	7	8	3	5	7	4	4	3	2	2	5	4
08:30	3	7	2	4	2	8	4	4	5	17	3	8
08:45	8	6	7	9	7	4	4	2	3	7	6	6
09:00	3	5	5	1	6	10	6	3	8	8	6	5
09:15	4	5	2	8	8	5	3	8	5	4	4	6
09:30	5	2	7	5	2	5	5	5	4	6	5	5
09:45	2	3	9	2	4	4	8	5	5	8	6	4
10:00	3	0	7	6	3	3	2	2	1	4	3	3
10:15	3	6	2	4	4	2	2	4	4	3	3	4
10:30	2	1	7	5	6	2	5	3	9	5	6	3
10:45	5	1	3	4	6	1	3	0	6	5	5	2
11:00	4	0	6	2	5	2	3	1	6	3	5	2
11:15	6	2	3	2	2	3	2	3	7	4	4	3
11:30	3	6	6	2	6	1	2	0	7	4	5	3
11:45	6	2	2	2	4	0	8	0	4	1	5	1
Totals	104	256	109	263	109	294	107	259	122	378	110	290
Day Total	360		372		403		366		500		400	
AM Pct	28.9%		29.3%		27.0%		29.2%		24.4%		27.5%	
Peak Hour	9:00	18:30	9:00	18:15	9:00	18:30	9:00	18:30	8:45	17:30	9:00	18:30
Peak Volume	712	342	778	436	773	493	746	397	752	389	749	400
P.H.F	0.9368	0.9396	0.8493	0.9561	0.9159	0.9337	0.9279	0.8941	0.9495	0.8037	0.9512	0.9496

AECOM

7:00-8:00 AM	21	18	17	24	24	21
7:15-8:15 AM	20	23	19	22	30	23
7:30-8:30 AM	23	22	21	23	22	22
7:45-8:45 AM	22	17	17	23	22	20
8:00-9:00 AM	20	18	19	14	16	17
4:00-5:00 PM	20	26	30	26	41	29
4:15-5:15 PM	24	33	33	27	44	32
4:30-5:30 PM	33	34	31	26	43	33
4:45-5:45 PM	37	40	25	28	30	32
5:00-6:00 PM	37	41	29	29	35	34

Client: |#REF!
 File Number:
 Route: |Oberlin St
 Location: |Between Olmsted Rd & Stanford Ave

Site Ref: | 11
 Direction: | WB

Count Date	4/11/2022		4/12/2022		4/13/2022		4/14/2022		4/15/2022		Average	
	AM	PM	AM	PM	AM	PM	AM	PM	AM	PM	AM	PM
00:00	1	5	0	1	0	1	0	2	0	4	0	3
00:15	0	1	1	5	1	6	1	1	1	7	1	4
00:30	2	4	1	1	1	1	2	0	0	2	1	2
00:45	0	6	3	1	0	3	1	1	1	4	1	3
01:00	0	1	0	3	0	5	0	1	0	7	0	3
01:15	0	4	0	1	0	7	0	3	0	4	0	4
01:30	0	2	2	2	0	9	0	4	0	2	0	4
01:45	0	4	0	7	0	4	0	2	0	2	0	4
02:00	0	3	0	2	0	2	0	3	1	5	0	3
02:15	0	7	0	14	1	2	1	11	0	9	0	9
02:30	0	6	0	6	0	2	0	5	2	6	0	5
02:45	0	6	0	5	0	2	0	2	0	4	0	4
03:00	0	3	0	6	1	5	1	3	0	6	0	5
03:15	0	6	0	2	0	2	0	4	0	2	0	3
03:30	0	0	0	2	0	1	0	4	0	5	0	2
03:45	0	1	0	2	0	3	0	1	0	5	0	2
04:00	0	4	0	3	0	4	0	1	0	6	0	4
04:15	0	1	0	4	0	3	0	3	0	3	0	3
04:30	0	3	0	3	0	1	0	6	0	3	0	3
04:45	0	4	0	2	0	1	0	2	0	5	0	3
05:00	0	3	2	7	0	3	0	4	0	5	0	4
05:15	0	4	0	5	0	2	1	2	0	2	0	3
05:30	1	6	0	4	1	7	1	5	2	5	1	5
05:45	1	4	1	2	1	3	1	5	2	2	1	3
06:00	3	9	1	8	0	5	1	8	1	4	1	7
06:15	2	3	0	3	2	4	3	3	1	4	2	3
06:30	1	4	2	6	4	9	4	5	2	8	3	6
06:45	1	1	4	3	2	5	1	1	1	3	2	3
07:00	3	3	3	3	3	4	4	4	2	5	3	4
07:15	1	7	2	5	2	5	1	2	4	5	2	5
07:30	4	2	1	2	2	3	2	5	3	2	2	3
07:45	20	4	23	5	25	1	18	0	21	3	21	3
08:00	40	3	35	2	46	4	45	3	36	1	40	3
08:15	4	3	7	1	3	1	3	2	4	3	4	2
08:30	3	5	5	3	3	1	2	4	5	7	4	4
08:45	3	3	5	2	4	4	2	7	4	2	4	4
09:00	5	2	7	1	14	4	6	2	7	1	8	2
09:15	7	3	4	2	5	0	3	3	3	2	4	2
09:30	7	0	8	0	6	1	3	1	4	4	6	1
09:45	4	3	5	3	7	4	7	5	1	2	5	3
10:00	1	1	3	2	1	4	2	1	1	4	2	2
10:15	1	2	1	4	0	0	1	3	1	1	1	2
10:30	1	2	0	0	2	3	1	2	2	2	1	2
10:45	2	1	1	3	3	3	2	1	2	3	2	2
11:00	1	0	3	2	2	2	3	2	3	1	2	1
11:15	2	1	4	2	5	0	2	3	4	2	3	2
11:30	3	2	6	5	0	0	5	1	3	0	3	2
11:45	5	1	0	1	5	0	4	0	4	3	4	1
Totals	129	153	140	158	152	146	134	143	128	177	137	155
Day Total	282		298		298		277		305		292	
AM Pct	45.7%		47.0%		51.0%		48.4%		42.0%		46.8%	
Peak Hour	9:00	18:30	9:00	18:15	9:00	18:30	9:00	18:30	8:45	17:30	9:00	18:30
Peak Volume	712	342	778	436	773	493	746	397	752	389	749	400
P.H.F	0.9368	0.9396	0.8493	0.9561	0.9159	0.9337	0.9279	0.8941	0.9495	0.8037	0.9512	0.9496

AECOM

7:00-8:00 AM	28	29	32	25	30	29
7:15-8:15 AM	65	61	75	66	64	66
7:30-8:30 AM	68	66	76	68	64	68
7:45-8:45 AM	67	70	77	68	66	70
8:00-9:00 AM	50	52	56	52	49	52
4:00-5:00 PM	12	12	9	12	17	12
4:15-5:15 PM	11	16	8	15	16	13
4:30-5:30 PM	14	17	7	14	15	13
4:45-5:45 PM	17	18	13	13	17	16
5:00-6:00 PM	17	18	15	16	14	16

Client: |#REF!
 File Number:
 Route: |Oberlin St
 Location: |Between Olmsted Rd & Stanford Ave

Site Ref: | 11
 Direction: | EB

Count Date	4/11/2022		4/12/2022		4/13/2022		4/14/2022		4/15/2022		Average	
	AM	PM	AM	PM	AM	PM	AM	PM	AM	PM	AM	PM
00:00	2	1	1	4	1	4	1	3	0	6	1	4
00:15	1	2	0	1	0	3	1	3	0	3	0	2
00:30	1	4	0	6	1	1	1	4	0	9	1	5
00:45	0	3	0	5	0	4	1	3	0	3	0	4
01:00	0	4	0	5	0	3	0	4	1	6	0	4
01:15	0	3	0	3	0	5	1	2	0	4	0	3
01:30	0	8	0	7	0	7	1	2	0	2	0	5
01:45	0	6	0	3	0	1	0	0	0	1	0	2
02:00	0	2	0	3	0	3	1	1	0	4	0	3
02:15	0	2	0	2	0	3	0	1	0	7	0	3
02:30	0	3	0	4	0	1	0	5	0	5	0	4
02:45	0	8	0	4	0	6	1	7	0	7	0	6
03:00	0	7	0	4	0	4	0	0	0	7	0	4
03:15	0	6	0	5	0	3	0	8	0	11	0	7
03:30	0	4	0	3	0	2	0	3	1	2	0	3
03:45	0	2	0	2	0	5	0	4	0	3	0	3
04:00	0	5	0	2	0	5	0	4	0	6	0	4
04:15	0	7	0	6	0	5	0	5	0	10	0	7
04:30	0	7	0	7	0	9	0	6	0	10	0	8
04:45	0	3	0	6	0	6	0	3	0	8	0	5
05:00	0	3	0	6	0	8	1	5	0	8	0	6
05:15	0	8	0	7	0	5	0	8	0	6	0	7
05:30	0	5	0	8	0	5	0	3	0	7	0	6
05:45	0	9	1	8	1	4	0	10	1	8	1	8
06:00	0	9	1	6	0	10	0	7	1	6	0	8
06:15	2	5	0	6	1	3	0	6	1	5	1	5
06:30	1	6	2	5	2	4	2	8	0	6	1	6
06:45	1	10	4	4	1	5	1	7	0	9	1	7
07:00	1	5	0	4	4	1	0	5	0	5	1	4
07:15	2	4	3	2	1	4	2	2	2	5	2	3
07:30	7	4	4	5	3	4	1	4	2	5	3	4
07:45	6	5	0	2	3	2	4	3	4	3	3	3
08:00	7	2	8	0	9	2	5	6	5	2	7	2
08:15	5	4	4	5	6	4	7	0	4	3	5	3
08:30	4	3	6	2	6	2	2	6	9	1	5	3
08:45	2	1	6	2	2	3	6	1	2	1	4	2
09:00	5	1	6	0	2	1	5	2	3	2	4	1
09:15	4	1	5	2	9	3	6	1	4	1	6	2
09:30	6	0	6	0	4	5	3	0	5	2	5	1
09:45	2	0	1	0	5	0	2	2	4	2	3	1
10:00	5	0	2	1	2	0	3	1	5	3	3	1
10:15	4	0	3	6	3	1	2	0	4	0	3	1
10:30	4	2	1	2	5	1	0	0	4	0	3	1
10:45	5	1	3	1	3	0	4	0	3	2	4	1
11:00	0	1	0	1	1	4	4	1	1	1	1	2
11:15	1	2	3	0	5	3	4	1	3	2	3	2
11:30	6	1	1	1	2	2	2	2	4	1	3	1
11:45	5	0	9	0	6	2	1	0	3	1	5	1
Totals	89	179	80	168	88	168	75	159	75	211	81	177
Day Total	268		248		256		234		286		258	
AM Pct	33.2%		32.3%		34.4%		32.1%		26.2%		31.5%	
Peak Hour	9:00	18:30	9:00	18:15	9:00	18:30	9:00	18:30	8:45	17:30	9:00	18:30
Peak Volume	712	342	778	436	773	493	746	397	752	389	749	400
P.H.F	0.9368	0.9396	0.8493	0.9561	0.9159	0.9337	0.9279	0.8941	0.9495	0.8037	0.9512	0.9496

AECOM

7:00-8:00 AM	16	7	11	7	8	10
7:15-8:15 AM	22	15	16	12	13	16
7:30-8:30 AM	25	16	21	17	15	19
7:45-8:45 AM	22	18	24	18	22	21
8:00-9:00 AM	18	24	23	20	20	21
4:00-5:00 PM	22	21	25	18	34	24
4:15-5:15 PM	20	25	28	19	36	26
4:30-5:30 PM	21	26	28	22	32	26
4:45-5:45 PM	19	27	24	19	29	24
5:00-6:00 PM	25	29	22	26	29	26

Client: |#REF!
 File Number:
 Route: |Olmsted Rd
 Location: |North of Escondido Rd

Site Ref: | 12
 Direction: | NB

Count Time	4/11/2022		4/12/2022		4/13/2022		4/14/2022		4/15/2022		Average	
	AM	PM	AM	PM	AM	PM	AM	PM	AM	PM	AM	PM
00:00	1	2	0	7	0	1	0	1	1	2	0	3
00:15	0	2	0	2	0	1	0	2	0	5	0	2
00:30	0	2	0	2	0	1	0	3	0	1	0	2
00:45	0	1	0	3	0	2	0	2	0	0	0	2
01:00	0	1	0	1	0	6	0	2	0	3	0	3
01:15	0	0	0	6	0	5	2	0	0	4	0	3
01:30	0	6	0	2	0	10	0	0	0	1	0	4
01:45	0	2	0	0	0	5	0	3	0	1	0	2
02:00	0	2	0	1	0	2	0	3	0	2	0	2
02:15	0	5	0	4	0	2	0	9	0	7	0	5
02:30	0	5	0	5	0	2	0	4	0	4	0	4
02:45	0	8	0	10	0	3	0	6	0	7	0	7
03:00	0	4	0	2	0	2	0	2	0	3	0	3
03:15	0	0	0	1	0	1	0	3	0	1	0	1
03:30	0	2	0	3	0	2	0	2	0	4	0	3
03:45	0	6	0	7	0	2	0	2	0	3	0	4
04:00	0	5	0	5	0	3	0	2	0	3	0	4
04:15	0	4	0	4	0	4	0	5	0	5	0	4
04:30	0	3	0	4	0	2	0	3	0	2	0	3
04:45	0	5	0	4	0	4	0	4	0	3	0	4
05:00	0	3	0	9	0	7	1	4	0	4	0	5
05:15	0	5	0	3	0	1	0	5	0	8	0	4
05:30	0	5	0	8	0	5	0	3	1	2	0	5
05:45	0	6	3	5	4	2	1	4	0	3	2	4
06:00	0	4	2	5	1	6	1	1	0	5	1	4
06:15	4	2	5	3	5	2	6	3	3	2	5	2
06:30	3	2	4	2	4	3	3	0	5	3	4	2
06:45	2	1	4	2	4	0	4	0	3	1	3	1
07:00	2	0	1	1	1	2	0	0	1	1	1	1
07:15	5	1	2	1	3	1	1	0	1	1	2	1
07:30	3	2	6	3	4	1	7	0	6	0	5	1
07:45	7	1	7	1	6	1	2	1	7	0	6	1
08:00	17	1	17	0	12	1	16	1	17	1	16	1
08:15	1	4	2	0	4	1	2	0	2	1	2	1
08:30	2	0	1	1	0	1	0	0	0	1	1	1
08:45	1	0	3	2	2	0	1	0	0	1	1	1
09:00	4	0	2	1	1	0	6	1	4	0	3	0
09:15	1	1	3	0	2	1	4	1	2	0	2	1
09:30	0	0	0	1	0	0	1	0	2	2	1	1
09:45	1	0	0	0	1	0	1	1	1	0	1	0
10:00	0	0	0	1	0	1	1	2	0	1	0	1
10:15	0	0	0	0	0	0	2	0	1	0	1	0
10:30	0	0	3	2	3	0	2	1	1	0	2	1
10:45	2	0	0	0	2	0	1	0	1	1	1	0
11:00	1	0	1	0	3	1	2	0	1	0	2	0
11:15	2	0	2	2	5	1	2	1	6	1	3	1
11:30	5	0	2	0	5	1	0	0	1	1	3	0
11:45	2	0	2	0	3	0	2	0	3	0	2	0
Totals	66	103	72	126	75	99	71	87	70	101	71	103
Day Total	169		198		174		158		171		174	
AM Pct	39.1%		36.4%		43.1%		44.9%		40.9%		40.7%	
Peak Hour	9:00	18:30	9:00	18:15	9:00	18:30	9:00	18:30	8:45	17:30	9:00	18:30
Peak Volume	712	342	778	436	773	493	746	397	752	389	749	400
P.H.F	0.9368	0.9396	0.8493	0.9561	0.9159	0.9337	0.9279	0.8941	0.9495	0.8037	0.9512	0.9496

AECOM

7:00-8:00 AM	17	16	14	10	15	14
7:15-8:15 AM	32	32	25	26	31	29
7:30-8:30 AM	28	32	26	27	32	29
7:45-8:45 AM	27	27	22	20	26	24
8:00-9:00 AM	21	23	18	19	19	20
4:00-5:00 PM	17	17	13	14	13	15
4:15-5:15 PM	15	21	17	16	14	17
4:30-5:30 PM	16	20	14	16	17	17
4:45-5:45 PM	18	24	17	16	17	18
5:00-6:00 PM	19	25	15	16	17	18

Client: |#REF!
 File Number:
 Route: |Olmsted Rd
 Location: |North of Escondido Rd

Site Ref: | 12
 Direction: | SB

Count Date	4/11/2022		4/12/2022		4/13/2022		4/14/2022		4/15/2022		Average	
	AM	PM	AM	PM	AM	PM	AM	PM	AM	PM	AM	PM
00:00	0	5	0	2	0	4	0	3	0	3	0	3
00:15	2	3	0	3	0	6	0	2	0	3	0	3
00:30	0	3	0	4	1	1	0	4	0	0	0	2
00:45	0	0	0	2	0	2	0	0	0	1	0	1
01:00	0	2	0	4	0	3	0	2	0	8	0	4
01:15	0	1	0	2	0	7	0	2	0	4	0	3
01:30	0	2	0	1	0	11	0	2	1	2	0	4
01:45	0	2	0	2	0	3	0	1	0	3	0	2
02:00	0	1	0	1	0	1	0	2	0	2	0	1
02:15	0	9	0	10	1	2	0	17	0	9	0	9
02:30	0	7	0	4	0	0	0	5	2	4	0	4
02:45	0	6	0	9	0	2	0	6	5	5	0	5
03:00	0	3	0	8	0	7	0	7	0	4	0	6
03:15	0	10	0	8	0	9	0	5	0	4	0	7
03:30	0	1	0	4	0	4	0	5	0	6	0	4
03:45	0	0	0	4	0	1	0	5	0	4	0	3
04:00	0	6	0	4	0	4	0	2	0	4	0	4
04:15	0	3	0	8	0	5	0	6	0	6	0	6
04:30	0	3	0	7	0	3	0	1	0	2	0	3
04:45	0	3	0	2	0	5	1	3	0	3	0	3
05:00	0	5	1	4	0	2	0	4	1	5	0	4
05:15	0	4	0	3	0	3	0	2	0	4	0	3
05:30	0	5	0	2	0	5	0	2	0	5	0	4
05:45	0	2	0	6	2	2	1	5	1	2	1	3
06:00	0	3	2	4	1	5	0	4	0	3	1	4
06:15	1	1	0	1	0	0	1	1	1	2	1	1
06:30	0	0	1	1	1	2	0	3	1	1	1	1
06:45	1	2	0	2	0	3	0	1	0	2	0	2
07:00	0	0	1	1	0	2	1	1	0	1	0	1
07:15	2	2	0	2	1	0	0	1	1	2	1	1
07:30	1	3	3	0	2	3	1	0	2	2	2	2
07:45	26	0	21	1	24	1	20	0	20	1	22	1
08:00	43	0	47	3	48	0	52	0	44	0	47	1
08:15	3	1	7	0	2	0	1	0	3	0	3	0
08:30	3	0	6	0	4	0	3	1	4	0	4	0
08:45	2	0	5	0	2	1	1	0	4	3	3	1
09:00	3	2	2	0	5	3	4	3	4	0	4	2
09:15	7	0	1	0	4	0	6	1	3	0	4	0
09:30	5	0	4	0	5	0	3	1	1	0	4	0
09:45	1	0	3	0	3	0	3	0	3	0	3	0
10:00	0	0	2	2	1	0	1	0	4	0	2	0
10:15	0	1	1	0	0	0	3	0	0	0	1	0
10:30	0	0	0	0	0	0	1	0	1	0	0	0
10:45	2	0	1	0	0	0	0	0	5	0	2	0
11:00	1	1	6	1	2	1	4	0	3	0	3	1
11:15	3	1	0	0	4	0	3	0	1	0	2	0
11:30	4	0	2	0	4	1	3	0	1	0	3	0
11:45	2	0	2	0	5	1	3	1	3	0	3	0
Totals	112	103	118	122	122	115	116	110	114	110	116	112
Day Total	215	240	237	226	224	228						
AM Pct	52.1%	49.2%	51.5%	51.3%	50.9%	51.0%						
Peak Hour	9:00	18:30	9:00	18:15	9:00	18:30	9:00	18:30	8:45	17:30	9:00	18:30
Peak Volume	712	342	778	436	773	493	746	397	752	389	749	400
P.H.F	0.9368	0.9396	0.8493	0.9561	0.9159	0.9337	0.9279	0.8941	0.9495	0.8037	0.9512	0.9496

AECOM

7:00-8:00 AM	29	25	27	22	23	25
7:15-8:15 AM	72	71	75	73	67	72
7:30-8:30 AM	73	78	76	74	69	74
7:45-8:45 AM	75	81	78	76	71	76
8:00-9:00 AM	51	65	56	57	55	57
4:00-5:00 PM	15	21	17	12	15	16
4:15-5:15 PM	14	21	15	14	16	16
4:30-5:30 PM	15	16	13	10	14	14
4:45-5:45 PM	17	11	15	11	17	14
5:00-6:00 PM	16	15	12	13	16	14

Client: |#REF!
 File Number:
 Route: |Bowdoin St
 Location: |Between Stanford Ave & Pine Hill Rd

Site Ref: | 13
 Direction: | WB

Count Date	4/11/2022		4/12/2022		4/13/2022		4/14/2022		4/15/2022		Average	
	AM	PM	AM	PM	AM	PM	AM	PM	AM	PM	AM	PM
00:00	2	45	2	50	6	46	1	49	6	65	3	51
00:15	9	50	5	32	3	49	7	30	2	38	5	40
00:30	2	37	1	49	2	36	2	49	4	43	2	43
00:45	4	48	3	57	4	34	8	32	3	48	4	44
01:00	4	52	1	46	0	51	9	36	3	49	3	47
01:15	5	34	1	40	2	41	5	57	2	67	3	48
01:30	1	36	0	42	6	53	6	54	4	37	3	44
01:45	0	41	2	49	3	36	3	41	3	62	2	46
02:00	1	33	0	34	1	24	3	31	2	34	1	31
02:15	1	24	0	28	1	36	0	28	2	35	1	30
02:30	1	45	0	54	2	30	1	49	4	57	2	47
02:45	1	43	2	42	1	43	2	35	0	53	1	43
03:00	1	45	1	40	0	39	3	45	0	53	1	44
03:15	2	48	0	40	1	45	1	47	1	56	1	47
03:30	2	39	0	41	0	45	0	47	0	46	0	44
03:45	3	62	0	33	1	48	3	72	1	49	2	53
04:00	5	48	1	51	3	41	3	42	2	63	3	49
04:15	6	39	6	47	6	56	5	27	6	63	6	46
04:30	5	35	6	45	4	40	2	56	1	47	4	45
04:45	4	44	5	60	6	51	4	53	4	60	5	54
05:00	7	37	10	62	10	60	6	46	13	55	9	52
05:15	9	50	8	59	11	56	14	39	14	65	11	54
05:30	13	59	23	59	16	46	18	53	12	65	16	56
05:45	48	59	55	64	55	60	49	63	43	59	50	61
06:00	42	38	47	46	42	44	39	50	40	55	42	47
06:15	20	30	38	41	25	60	36	53	27	44	29	46
06:30	46	48	34	51	43	40	30	45	30	41	37	45
06:45	39	29	44	49	43	49	39	51	37	53	40	46
07:00	27	41	36	33	35	43	38	39	31	40	33	39
07:15	47	36	59	32	61	49	54	35	39	45	52	39
07:30	70	37	81	28	64	36	66	29	52	52	67	36
07:45	91	35	67	37	68	48	73	29	84	54	77	41
08:00	96	26	121	35	108	29	94	43	79	34	100	33
08:15	93	30	107	29	87	33	102	36	74	43	93	34
08:30	94	20	103	28	87	47	78	31	63	34	85	32
08:45	69	27	91	29	79	27	85	40	64	34	78	31
09:00	71	15	92	18	80	22	66	28	65	43	75	25
09:15	89	18	76	12	67	27	65	22	53	27	70	21
09:30	61	16	71	19	60	13	72	30	54	25	64	21
09:45	53	12	52	15	70	18	62	22	53	22	58	18
10:00	40	15	50	16	47	11	44	13	55	18	47	15
10:15	23	13	34	17	40	10	51	19	45	28	39	17
10:30	43	12	46	11	48	20	46	16	44	24	45	17
10:45	46	4	72	9	55	18	50	14	58	13	56	12
11:00	59	5	39	8	48	12	48	6	67	10	52	8
11:15	36	11	57	6	53	6	47	7	59	18	50	10
11:30	47	6	44	3	47	11	45	6	47	10	46	7
11:45	52	3	56	3	52	8	59	11	67	19	57	9
Totals	1490	1580	1649	1699	1553	1747	1544	1756	1419	2055	1531	1767
Day Total	3070		3348		3300		3300		3474		3298	
AM Pct	48.5%		49.3%		47.1%		46.8%		40.8%		46.4%	
Peak Hour	9:00	18:30	9:00	18:15	9:00	18:30	9:00	18:30	8:45	17:30	9:00	18:30
Peak Volume	712	342	778	436	773	493	746	397	752	389	749	400
P.H.F	0.9368	0.9396	0.8493	0.9561	0.9159	0.9337	0.9279	0.8941	0.9495	0.8037	0.9512	0.9496

AECOM

7:00-8:00 AM	235	243	228	231	206	229
7:15-8:15 AM	304	328	301	287	254	295
7:30-8:30 AM	350	376	327	335	289	335
7:45-8:45 AM	374	398	350	347	300	354
8:00-9:00 AM	352	422	361	359	280	355
4:00-5:00 PM	166	203	188	178	233	194
4:15-5:15 PM	155	214	207	182	225	197
4:30-5:30 PM	166	226	207	194	227	204
4:45-5:45 PM	190	240	213	191	245	216
5:00-6:00 PM	205	244	222	201	244	223

Client: |#REF!
 File Number:
 Route: |Bowdoin St
 Location: |Between Stanford Ave & Pine Hill Rd

Site Ref: | 13
 Direction: | EB

Count Date	4/11/2022		4/12/2022		4/13/2022		4/14/2022		4/15/2022		Average	
	AM	PM	AM	PM	AM	PM	AM	PM	AM	PM	AM	PM
00:00	8	36	2	40	3	45	7	35	5	33	5	38
00:15	3	30	3	27	4	36	8	52	4	35	4	36
00:30	9	23	8	48	4	46	15	48	13	56	10	44
00:45	3	40	3	42	2	38	8	41	10	40	5	40
01:00	4	34	5	45	4	30	12	38	1	44	5	38
01:15	3	54	2	34	1	47	19	37	1	50	5	44
01:30	1	51	1	54	3	57	9	54	2	66	3	56
01:45	1	49	1	41	4	45	4	36	2	60	2	46
02:00	1	51	2	46	2	53	5	41	4	56	3	49
02:15	2	63	1	56	2	63	7	47	2	73	3	60
02:30	6	89	4	106	4	88	6	83	5	93	5	92
02:45	2	59	6	86	2	66	6	77	6	79	4	73
03:00	0	54	0	61	2	63	3	70	1	77	1	65
03:15	1	91	1	84	2	85	1	84	1	74	1	84
03:30	1	76	0	80	0	88	7	72	0	74	2	78
03:45	0	59	0	69	0	82	1	65	2	70	1	69
04:00	1	83	0	89	0	82	1	67	2	77	1	80
04:15	2	98	1	77	1	82	1	75	1	75	1	81
04:30	0	90	1	98	1	85	0	77	0	80	0	86
04:45	0	75	0	86	1	73	1	104	0	77	0	83
05:00	1	109	0	111	1	107	2	131	1	91	1	110
05:15	2	100	3	107	6	112	1	111	4	110	3	108
05:30	7	94	8	137	5	104	5	98	2	110	5	109
05:45	8	79	5	75	6	94	3	100	3	99	5	89
06:00	1	66	4	104	7	81	7	92	6	83	5	85
06:15	9	79	10	79	6	67	7	81	5	98	7	81
06:30	6	57	11	58	6	66	13	68	2	77	8	65
06:45	14	65	7	77	14	60	11	44	12	74	12	64
07:00	12	54	16	61	19	55	12	53	13	75	14	60
07:15	14	37	19	50	13	57	16	52	11	52	15	50
07:30	26	27	29	66	24	54	25	48	15	48	24	49
07:45	36	33	39	54	45	43	39	39	26	52	37	44
08:00	35	32	35	46	34	29	29	44	36	41	34	38
08:15	28	40	40	44	33	40	20	38	34	43	31	41
08:30	44	19	36	22	43	27	27	48	35	39	37	31
08:45	33	25	37	31	45	25	34	48	58	24	41	31
09:00	28	20	38	30	26	33	35	25	29	25	31	27
09:15	26	27	29	36	33	36	31	41	18	26	27	33
09:30	38	25	27	22	23	25	20	27	38	30	29	26
09:45	38	17	43	28	28	24	33	24	30	26	34	24
10:00	30	19	31	26	23	26	39	23	34	22	31	23
10:15	22	22	21	17	34	21	32	21	37	32	29	23
10:30	18	18	35	18	23	19	30	23	27	20	27	20
10:45	26	10	28	13	25	13	32	11	30	25	28	14
11:00	25	6	31	13	36	10	27	11	38	15	31	11
11:15	34	15	34	11	24	13	34	12	57	17	37	14
11:30	31	8	35	15	30	8	36	6	39	10	34	9
11:45	40	12	30	6	36	5	38	6	48	11	38	8
Totals	680	2320	722	2626	690	2508	759	2528	750	2664	720	2529
Day Total	3000		3348		3198		3287		3414		3249	
AM Pct	22.7%		21.6%		21.6%		23.1%		22.0%		22.2%	
Peak Hour	9:00	18:30	9:00	18:15	9:00	18:30	9:00	18:30	8:45	17:30	9:00	18:30
Peak Volume	712	342	778	436	773	493	746	397	752	389	749	400
P.H.F	0.9368	0.9396	0.8493	0.9561	0.9159	0.9337	0.9279	0.8941	0.9495	0.8037	0.9512	0.9496

AECOM

7:00-8:00 AM	88	103	101	92	65	90
7:15-8:15 AM	111	122	116	109	88	109
7:30-8:30 AM	125	143	136	113	111	126
7:45-8:45 AM	143	150	155	115	131	139
8:00-9:00 AM	140	148	155	110	163	143
4:00-5:00 PM	346	350	322	323	309	330
4:15-5:15 PM	372	372	347	387	323	360
4:30-5:30 PM	374	402	377	423	358	387
4:45-5:45 PM	378	441	396	444	388	409
5:00-6:00 PM	382	430	417	440	410	416

Client: |#REF!
 File Number:
 Route: |Raimundo Way
 Location: |Between Stanford Ave & Pine Hill Rd

Site Ref: | 14
 Direction: | WB

Count Date	4/11/2022		4/12/2022		4/13/2022		4/14/2022		4/15/2022		Average	
	AM	PM	AM	PM	AM	PM	AM	PM	AM	PM	AM	PM
00:00	0	8	0	7	0	10	1	16	0	7	0	10
00:15	0	9	0	17	1	8	0	8	1	9	0	10
00:30	1	5	0	9	1	7	0	9	1	7	1	7
00:45	0	10	0	6	0	18	0	7	0	7	0	10
01:00	1	11	0	15	0	9	0	9	0	4	0	10
01:15	0	13	2	9	0	16	0	5	1	16	1	12
01:30	0	6	0	9	0	5	0	13	0	18	0	10
01:45	0	10	0	10	0	13	0	8	0	10	0	10
02:00	0	10	0	9	0	8	0	12	0	13	0	10
02:15	0	9	1	8	0	13	0	7	0	17	0	11
02:30	0	18	0	13	0	12	0	10	0	15	0	14
02:45	0	14	0	18	0	13	0	15	0	18	0	16
03:00	0	10	0	13	0	11	0	12	0	16	0	12
03:15	1	19	0	14	0	7	1	12	0	11	0	13
03:30	0	11	0	21	0	12	0	19	0	14	0	15
03:45	0	17	0	8	0	15	1	9	1	22	0	14
04:00	0	20	0	9	0	19	0	15	0	12	0	15
04:15	0	11	0	13	0	11	1	18	0	16	0	14
04:30	0	11	0	15	0	10	0	15	0	9	0	12
04:45	0	7	0	12	0	14	0	14	0	16	0	13
05:00	1	6	1	15	0	8	0	7	3	5	1	8
05:15	0	7	0	14	0	12	0	7	0	14	0	11
05:30	0	9	2	14	1	10	0	9	0	10	1	10
05:45	2	11	2	14	2	4	1	11	1	12	2	10
06:00	0	9	0	8	0	12	2	7	0	7	0	9
06:15	2	11	5	15	3	8	0	17	3	15	3	13
06:30	5	13	2	14	2	12	5	4	3	11	3	11
06:45	6	8	2	8	7	9	5	12	7	7	5	9
07:00	2	7	3	7	6	4	3	8	0	8	3	7
07:15	9	6	14	9	8	12	7	5	7	10	9	8
07:30	8	5	13	10	12	12	6	7	3	9	8	9
07:45	17	1	12	5	10	6	13	9	12	5	13	5
08:00	12	4	20	10	15	6	24	4	20	7	18	6
08:15	14	7	15	7	9	11	12	3	8	5	12	7
08:30	22	1	12	5	9	8	15	10	8	5	13	6
08:45	16	4	11	4	14	6	11	5	15	1	13	4
09:00	14	9	19	4	9	4	12	9	17	8	14	7
09:15	18	4	23	4	9	5	10	5	18	3	16	4
09:30	12	1	10	2	10	1	12	5	12	5	11	3
09:45	5	2	11	2	13	1	6	2	15	4	10	2
10:00	12	2	5	0	6	4	6	0	14	2	9	2
10:15	11	1	9	3	10	1	3	1	13	4	9	2
10:30	10	1	15	2	13	3	12	3	8	3	12	2
10:45	14	2	12	1	13	2	12	1	6	4	11	2
11:00	9	1	12	1	11	2	8	1	11	6	10	2
11:15	13	1	10	0	15	2	14	3	11	1	13	1
11:30	17	0	11	1	6	0	15	0	11	2	12	1
11:45	10	1	8	0	15	0	10	1	16	3	12	1
Totals	264	363	262	414	230	396	228	389	246	433	246	399
Day Total	627	627	676	626	617	679	645					

AM Pct	42.1%	38.8%	36.7%	37.0%	36.2%	38.1%
Peak Hour	9:00	18:30	9:00	18:15	9:00	18:30
Peak Volume	712	342	778	436	773	493
P.H.F	0.9368	0.9396	0.8493	0.9561	0.9159	0.9337

AECOM						
7:00-8:00 AM	36	42	36	29	22	33
7:15-8:15 AM	46	59	45	50	42	48
7:30-8:30 AM	51	60	46	55	43	51
7:45-8:45 AM	65	59	43	64	48	56
8:00-9:00 AM	64	58	47	62	51	56
4:00-5:00 PM	49	49	54	62	53	53
4:15-5:15 PM	35	55	43	54	46	47
4:30-5:30 PM	31	56	44	43	44	44
4:45-5:45 PM	29	55	44	37	45	42
5:00-6:00 PM	33	57	34	34	41	40

Client: |#REF!
 File Number:
 Route: |Raimundo Way
 Location: |Between Stanford Ave & Pine Hill Rd

Site Ref: | 14
 Direction: | EB

Count Date	4/11/2022		4/12/2022		4/13/2022		4/14/2022		4/15/2022		Average	
	AM	PM	AM	PM	AM	PM	AM	PM	AM	PM	AM	PM
00:00	0	12	0	11	1	21	0	16	0	13	0	15
00:15	0	11	2	17	1	10	1	10	0	12	1	12
00:30	0	8	0	6	0	6	1	9	0	9	0	8
00:45	1	7	0	17	0	12	0	14	0	11	0	12
01:00	0	14	0	8	0	8	0	6	0	14	0	10
01:15	0	9	1	8	0	15	0	9	1	13	0	11
01:30	1	11	0	12	1	11	0	15	0	10	0	12
01:45	0	8	0	13	0	9	1	14	0	14	0	12
02:00	0	13	0	17	0	12	0	7	1	9	0	12
02:15	0	17	0	12	1	11	0	11	1	4	0	11
02:30	2	16	2	16	2	14	2	13	2	15	2	15
02:45	0	9	0	15	0	13	0	19	0	17	0	15
03:00	0	20	0	19	0	15	0	17	0	10	0	16
03:15	1	20	0	20	0	16	0	15	0	26	0	19
03:30	0	20	0	19	0	15	0	10	0	12	0	15
03:45	1	13	0	14	0	17	0	16	1	20	0	16
04:00	0	13	0	17	0	20	0	15	0	18	0	17
04:15	0	15	0	12	0	12	0	16	0	14	0	14
04:30	1	15	0	20	1	15	1	18	0	16	1	17
04:45	0	8	0	13	0	11	1	18	0	16	0	13
05:00	1	12	0	15	0	18	0	12	0	14	0	14
05:15	0	13	2	21	0	14	2	25	1	8	1	16
05:30	0	20	1	18	1	17	1	19	2	21	1	19
05:45	1	16	1	23	0	11	0	13	0	19	0	16
06:00	0	11	0	13	1	9	1	12	1	14	1	12
06:15	0	8	1	10	2	8	1	10	1	12	1	10
06:30	3	11	2	13	3	14	3	12	1	13	2	13
06:45	2	12	2	9	1	19	4	14	4	7	3	12
07:00	3	12	5	5	6	11	8	10	5	6	5	9
07:15	2	5	5	10	7	10	6	12	3	9	5	9
07:30	12	3	12	8	7	2	14	6	10	13	11	6
07:45	28	5	31	7	32	6	20	2	31	3	28	5
08:00	15	4	25	6	14	9	17	12	14	7	17	8
08:15	14	2	13	3	15	3	10	4	13	4	13	3
08:30	16	7	17	1	10	6	18	1	16	2	15	3
08:45	22	5	12	3	13	2	14	5	14	6	15	4
09:00	12	2	9	8	11	3	7	5	11	6	10	5
09:15	13	2	13	3	5	4	13	4	11	5	11	4
09:30	14	3	10	1	14	1	14	0	11	5	13	2
09:45	25	1	17	5	8	3	11	1	13	7	15	3
10:00	11	7	8	1	8	0	9	2	6	6	8	3
10:15	17	1	13	1	10	1	17	3	13	6	14	2
10:30	14	0	12	0	18	2	16	1	12	4	14	1
10:45	7	1	8	0	10	1	9	1	13	2	9	1
11:00	8	0	16	0	9	1	8	1	11	4	10	1
11:15	9	0	11	0	19	4	14	0	12	1	13	1
11:30	13	0	9	2	14	1	19	0	17	1	14	1
11:45	11	0	14	0	8	0	14	0	14	2	12	0
Totals	280	422	274	472	253	443	277	455	266	480	270	454
Day Total	702	746	746	696	732	746	724	746	724	746	724	746
AM Pct	39.9%	36.7%	36.4%	37.8%	35.7%	37.3%	39.9%	36.7%	36.4%	37.8%	35.7%	37.3%
Peak Hour	9:00	18:30	9:00	18:15	9:00	18:30	9:00	18:30	8:45	17:30	9:00	18:30
Peak Volume	712	342	778	436	773	493	746	397	752	389	749	400
P.H.F	0.9368	0.9396	0.8493	0.9561	0.9159	0.9337	0.9279	0.8941	0.9495	0.8037	0.9512	0.9496

AECOM

7:00-8:00 AM	45	53	52	48	49	49
7:15-8:15 AM	57	73	60	57	58	61
7:30-8:30 AM	69	81	68	61	68	69
7:45-8:45 AM	73	86	71	65	74	74
8:00-9:00 AM	67	67	52	59	57	60
4:00-5:00 PM	51	62	58	67	64	60
4:15-5:15 PM	50	60	56	64	60	58
4:30-5:30 PM	48	69	58	73	54	60
4:45-5:45 PM	53	67	60	74	59	63
5:00-6:00 PM	61	77	60	69	62	66

Client: |#REF!
 File Number:
 Route: Santa Maria Ave
 Location: Between Junipero Serra Blvd & Gerona Rd

Site Ref: 15
 Direction: NB

Count Date	4/11/2022		4/12/2022		4/13/2022		4/14/2022		4/15/2022		Average	
	AM	PM	AM	PM	AM	PM	AM	PM	AM	PM	AM	PM
00:00	0	2	0	1	0	2	0	4	1	1	0	2
00:15	0	3	0	2	1	2	0	4	0	1	0	2
00:30	0	3	0	8	0	2	0	1	0	3	0	3
00:45	0	0	0	3	0	1	0	2	0	3	0	2
01:00	0	5	1	3	0	3	0	3	0	4	0	4
01:15	0	3	0	5	0	3	0	1	0	1	0	3
01:30	0	0	0	3	0	2	0	0	0	1	0	1
01:45	0	1	0	6	0	1	0	2	0	1	0	2
02:00	0	4	0	0	0	1	0	2	0	1	0	2
02:15	0	1	0	2	0	1	0	4	0	3	0	2
02:30	0	4	0	4	0	2	1	3	0	0	0	3
02:45	0	5	0	3	0	2	0	2	0	2	0	3
03:00	0	1	0	1	0	1	0	2	0	0	0	1
03:15	0	3	0	3	0	2	0	2	0	1	0	2
03:30	0	1	0	2	0	2	0	3	0	3	0	2
03:45	0	1	0	2	0	0	0	6	0	6	0	3
04:00	0	3	0	5	0	0	0	3	0	2	0	3
04:15	0	4	0	0	0	0	2	3	0	2	0	2
04:30	0	3	0	1	0	3	0	0	0	0	0	1
04:45	0	0	0	2	0	1	0	2	0	4	0	2
05:00	0	1	0	2	0	2	0	2	0	3	0	2
05:15	0	3	0	0	0	0	0	1	0	5	0	2
05:30	0	1	0	2	0	2	1	3	0	2	0	2
05:45	1	2	0	5	1	1	0	3	0	0	0	2
06:00	0	0	0	0	1	0	1	2	0	4	1	1
06:15	0	2	0	2	0	2	0	1	0	6	0	3
06:30	0	1	1	3	3	4	0	2	0	0	1	2
06:45	2	2	5	1	3	2	3	2	1	4	3	2
07:00	1	4	4	2	3	2	4	2	3	1	3	2
07:15	2	0	3	1	4	3	2	2	5	2	3	2
07:30	7	2	3	3	8	3	7	0	11	1	7	2
07:45	8	1	15	0	7	1	8	2	8	2	9	1
08:00	10	1	8	2	3	1	6	0	0	2	5	1
08:15	3	0	2	0	3	1	2	0	2	0	2	0
08:30	3	0	3	0	3	1	5	0	5	1	4	0
08:45	3	0	4	1	3	1	1	1	2	2	3	1
09:00	6	3	3	2	5	0	2	0	5	1	4	1
09:15	3	1	1	0	0	0	4	1	2	1	2	1
09:30	2	1	2	2	0	0	2	1	3	1	2	1
09:45	7	1	3	1	3	2	3	3	6	2	4	2
10:00	2	2	1	0	6	1	2	3	8	0	4	1
10:15	2	0	1	0	2	0	3	2	0	0	2	0
10:30	0	1	2	0	3	0	3	0	0	0	2	0
10:45	0	0	3	1	3	0	5	0	4	0	3	0
11:00	8	0	8	0	0	0	4	1	3	0	5	0
11:15	2	0	1	0	4	0	2	1	2	0	2	0
11:30	1	0	2	0	3	0	1	0	4	1	2	0
11:45	3	0	2	1	0	0	5	0	4	0	3	0
Totals	76	76	78	87	73	60	79	84	80	80	77	77
Day Total	152		165		133		163		160		155	
AM Pct	50.0%		47.3%		54.9%		48.5%		50.0%		49.9%	
Peak Hour	9:00	18:30	9:00	18:15	9:00	18:30	9:00	18:30	8:45	17:30	9:00	18:30
Peak Volume	712	342	778	436	773	493	746	397	752	389	749	400
P.H.F	0.9368	0.9396	0.8493	0.9561	0.9159	0.9337	0.9279	0.8941	0.9495	0.8037	0.9512	0.9496

AECOM

7:00-8:00 AM	18	25	22	21	27	23
7:15-8:15 AM	27	29	22	23	24	25
7:30-8:30 AM	28	28	21	23	21	24
7:45-8:45 AM	24	28	16	21	15	21
8:00-9:00 AM	19	17	12	14	9	14
4:00-5:00 PM	10	8	4	8	8	8
4:15-5:15 PM	8	5	6	7	9	7
4:30-5:30 PM	7	5	6	5	12	7
4:45-5:45 PM	5	6	5	8	14	8
5:00-6:00 PM	7	9	5	9	10	8

Client: |#REF!
 File Number:
 Route: Santa Maria Ave
 Location: Between Junipero Serra Blvd & Gerona Rd

Site Ref: 15
 Direction: SB

Count Time	4/11/2022		4/12/2022		4/13/2022		4/14/2022		4/15/2022		Average	
	AM	PM	AM	PM	AM	PM	AM	PM	AM	PM	AM	PM
00:00	0	1	0	3	0	1	0	2	0	1	0	2
00:15	0	1	0	1	0	0	0	1	0	0	0	1
00:30	0	0	0	0	0	3	0	2	0	1	0	1
00:45	0	2	0	1	0	3	0	0	0	3	0	2
01:00	0	2	0	6	0	1	0	0	0	2	0	2
01:15	0	2	0	2	0	1	0	2	0	1	0	2
01:30	0	1	0	2	0	3	0	1	0	2	0	2
01:45	0	0	0	3	0	4	0	1	0	1	0	2
02:00	0	2	0	0	0	1	0	1	0	4	0	2
02:15	0	1	0	1	0	4	0	0	0	4	0	2
02:30	0	1	0	3	0	0	0	1	0	0	0	1
02:45	0	0	0	0	0	2	0	0	0	1	0	1
03:00	0	0	0	2	0	3	0	1	0	2	0	2
03:15	0	0	0	0	0	1	0	6	0	0	0	1
03:30	0	2	0	1	0	0	0	1	0	1	0	1
03:45	0	3	0	0	0	2	0	2	0	1	0	2
04:00	0	3	0	5	0	1	0	3	0	1	0	3
04:15	0	2	0	1	0	2	0	3	0	2	0	2
04:30	0	1	0	2	0	3	0	1	0	1	0	2
04:45	0	2	0	5	0	1	0	1	0	6	0	3
05:00	0	1	0	5	0	2	0	3	0	2	0	3
05:15	2	2	0	0	0	2	2	0	0	3	1	1
05:30	0	1	0	1	0	2	0	0	0	0	0	1
05:45	0	1	1	3	1	1	1	4	0	0	1	2
06:00	0	1	0	3	0	0	0	2	0	1	0	1
06:15	0	2	0	0	0	2	0	0	0	1	0	1
06:30	1	1	0	0	1	1	0	0	1	0	1	0
06:45	0	2	1	3	1	1	0	3	2	0	1	2
07:00	1	3	1	2	2	1	6	0	2	0	2	1
07:15	1	0	1	1	0	1	0	0	0	2	0	1
07:30	0	1	0	0	0	1	1	0	1	1	0	1
07:45	2	1	1	0	0	4	2	1	2	1	1	1
08:00	1	1	1	0	3	0	1	0	0	1	1	0
08:15	2	0	1	1	2	1	0	1	1	0	1	1
08:30	3	1	3	0	1	0	2	0	0	1	2	0
08:45	1	0	4	0	1	0	0	0	0	0	1	0
09:00	0	0	0	0	1	0	1	0	1	0	1	0
09:15	0	1	5	2	2	1	0	1	3	0	2	1
09:30	1	0	1	0	2	0	4	4	1	0	2	1
09:45	4	0	1	0	0	0	1	0	3	1	2	0
10:00	1	0	1	0	3	1	2	0	1	0	2	0
10:15	1	0	0	0	5	1	0	0	2	0	2	0
10:30	0	0	0	0	1	0	2	0	2	0	1	0
10:45	2	0	2	0	1	0	3	0	0	1	2	0
11:00	1	0	0	0	2	0	2	0	2	0	1	0
11:15	0	0	1	0	2	0	0	0	3	0	1	0
11:30	1	0	3	0	1	0	2	0	1	1	2	0
11:45	1	0	0	0	0	0	1	0	0	0	0	0
Totals	26	45	28	59	32	58	33	48	29	50	30	52
Day Total	71		87		90		81		79		82	
AM Pct	36.6%		32.2%		35.6%		40.7%		36.7%		36.3%	
Peak Hour	9:00	18:30	9:00	18:15	9:00	18:30	9:00	18:30	8:45	17:30	9:00	18:30
Peak Volume	712	342	778	436	773	493	746	397	752	389	749	400
P.H.F	0.9368	0.9396	0.8493	0.9561	0.9159	0.9337	0.9279	0.8941	0.9495	0.8037	0.9512	0.9496

AECOM

7:00-8:00 AM	4	3	2	9	5	5
7:15-8:15 AM	4	3	3	4	3	3
7:30-8:30 AM	5	3	5	4	4	4
7:45-8:45 AM	8	6	6	5	3	6
8:00-9:00 AM	7	9	7	3	1	5
4:00-5:00 PM	8	13	7	8	10	9
4:15-5:15 PM	6	13	8	8	11	9
4:30-5:30 PM	6	12	8	5	12	9
4:45-5:45 PM	6	11	7	4	11	8
5:00-6:00 PM	5	9	7	7	5	7

Client: |#REF!

Site Ref: | 16

File Number:

Direction: | EB

Route: | Campus Dr

Location: | Between Junipero Serra Blvd & Gerona Rd

Count Date	4/11/2022		4/12/2022		4/13/2022		4/14/2022		4/15/2022		Average	
	AM	PM	AM	PM	AM	PM	AM	PM	AM	PM	AM	PM
00:00	9	21	4	31	0	52	7	38	2	31	4	35
00:15	10	33	7	41	1	37	8	40	7	39	7	38
00:30	6	21	3	41	0	35	7	29	5	36	4	32
00:45	6	33	1	27	4	34	9	35	3	43	5	34
01:00	6	31	1	33	4	31	6	35	2	41	4	34
01:15	3	29	0	50	2	24	3	31	1	33	2	33
01:30	0	38	3	24	2	20	4	29	2	25	2	27
01:45	2	32	1	30	2	35	4	23	1	42	2	32
02:00	1	14	0	26	2	32	2	23	2	42	1	27
02:15	2	40	0	41	1	34	2	23	1	34	1	34
02:30	3	32	0	44	0	31	2	29	1	47	1	37
02:45	0	25	0	30	1	40	2	24	0	47	1	33
03:00	0	37	0	31	0	37	0	45	0	60	0	42
03:15	0	28	2	31	0	44	0	36	0	36	0	35
03:30	2	38	0	45	0	40	1	25	2	38	1	37
03:45	0	35	0	36	0	41	0	36	1	55	0	41
04:00	0	36	0	42	0	34	1	48	0	36	0	39
04:15	3	41	0	43	0	31	0	41	1	43	1	40
04:30	2	36	4	44	1	38	2	35	1	57	2	42
04:45	3	34	0	45	3	47	2	50	1	45	2	44
05:00	3	35	4	42	0	52	3	38	5	48	3	43
05:15	3	39	2	45	3	43	1	34	1	37	2	40
05:30	7	37	5	47	6	39	3	29	2	42	5	39
05:45	15	38	14	43	13	33	18	47	10	45	14	41
06:00	8	35	10	54	5	48	5	40	7	50	7	45
06:15	11	34	12	45	11	35	7	42	7	41	10	39
06:30	16	31	20	38	28	30	25	46	28	49	23	39
06:45	23	31	17	36	14	34	16	41	21	42	18	37
07:00	11	38	28	29	18	34	16	42	10	44	17	37
07:15	25	38	19	29	23	32	17	29	28	41	22	34
07:30	24	37	54	15	35	28	31	24	36	38	36	28
07:45	58	26	73	29	57	37	61	28	53	32	60	30
08:00	44	15	66	39	63	19	61	30	47	30	56	27
08:15	71	17	63	16	75	13	66	21	40	26	63	19
08:30	75	16	80	18	78	16	67	24	68	27	74	20
08:45	68	16	66	15	62	30	64	16	66	32	65	22
09:00	55	16	94	17	59	19	62	21	47	29	63	20
09:15	43	20	54	11	66	19	51	24	44	22	52	19
09:30	62	21	51	24	47	22	63	12	48	26	54	21
09:45	38	9	45	17	53	19	43	21	41	27	44	19
10:00	44	6	38	11	44	11	57	9	26	28	42	13
10:15	34	9	45	15	30	25	37	7	31	18	35	15
10:30	34	5	37	13	32	18	39	11	43	24	37	14
10:45	33	13	35	9	47	31	49	17	37	22	40	18
11:00	28	11	37	11	44	30	37	17	43	7	38	15
11:15	36	11	52	9	34	44	35	10	37	13	39	17
11:30	35	10	36	6	28	24	28	8	52	12	36	12
11:45	28	4	30	5	32	7	43	11	45	15	36	8
Totals	990	1252	1113	1423	1030	1509	1067	1374	956	1697	1031	1451
Day Total	2242		2536		2539		2441		2653		2482	

AM Pct	44.2%		43.9%		40.6%		43.7%		36.0%		41.5%	
Peak Hour	9:00	18:30	9:00	18:15	9:00	18:30	9:00	18:30	8:45	17:30	9:00	18:30
Peak Volume	712	342	778	436	773	493	746	397	752	389	749	400
P.H.F	0.9368	0.9396	0.8493	0.9561	0.9159	0.9337	0.9279	0.8941	0.9495	0.8037	0.9512	0.9496

AECOM

7:00-8:00 AM	118		174		133		125		127		135	
7:15-8:15 AM	151		212		178		170		164		175	
7:30-8:30 AM	197		256		230		219		176		216	
7:45-8:45 AM	248		282		273		255		208		253	
8:00-9:00 AM	258		275		278		258		221		258	

4:00-5:00 PM		147		174		150		174		181		165
4:15-5:15 PM		146		174		168		164		193		169
4:30-5:30 PM		144		176		180		157		187		169
4:45-5:45 PM		145		179		181		151		172		166
5:00-6:00 PM		149		177		167		148		172		163

Client: |#REF!

Site Ref: | 16

File Number:

Direction: | WB

Route: | Campus Dr

Location: | Between Junipero Serra Blvd & Gerona Rd

Count Date	4/11/2022		4/12/2022		4/13/2022		4/14/2022		4/15/2022		Average	
	AM	PM	AM	PM	AM	PM	AM	PM	AM	PM	AM	PM
00:00	4	38	8	40	9	39	8	35	6	51	7	41
00:15	8	26	4	44	8	39	13	40	2	40	7	38
00:30	6	23	7	30	8	29	20	42	2	34	9	32
00:45	3	31	2	28	6	35	12	50	6	48	6	38
01:00	2	34	0	51	1	43	11	39	5	42	4	42
01:15	4	46	2	41	1	46	21	38	4	67	6	48
01:30	1	38	3	53	7	29	11	39	2	60	5	44
01:45	2	34	3	36	1	38	7	42	4	49	3	40
02:00	3	30	1	46	0	28	8	34	3	61	3	40
02:15	2	32	2	48	1	40	3	40	1	64	2	45
02:30	1	48	0	49	2	60	1	58	2	76	1	58
02:45	2	38	1	65	0	47	2	50	2	59	1	52
03:00	0	39	0	55	1	38	1	41	1	71	1	49
03:15	0	65	0	59	1	56	2	55	0	80	1	63
03:30	1	41	0	79	0	53	0	51	0	68	0	58
03:45	3	55	0	49	0	56	0	53	0	55	1	54
04:00	0	63	0	68	1	62	5	61	1	57	1	62
04:15	2	49	1	62	0	54	0	67	0	63	1	59
04:30	1	70	0	76	2	67	1	69	0	71	1	71
04:45	3	58	3	73	2	87	0	61	0	87	2	73
05:00	2	58	0	101	3	89	0	70	1	86	1	81
05:15	1	72	2	79	1	88	3	66	1	84	2	78
05:30	0	49	0	68	0	73	5	70	2	76	1	67
05:45	1	69	5	63	9	65	2	50	0	62	3	62
06:00	3	61	5	63	2	62	0	70	3	74	3	66
06:15	5	40	6	57	5	76	7	60	8	70	6	61
06:30	10	43	7	56	13	63	6	69	9	47	9	56
06:45	11	49	14	55	11	65	11	49	13	56	12	55
07:00	5	51	11	51	7	66	7	46	7	72	7	57
07:15	15	42	21	55	16	68	15	49	15	44	16	52
07:30	14	33	18	44	23	85	22	31	13	45	18	48
07:45	28	41	25	42	27	63	25	51	24	48	26	49
08:00	39	34	28	43	33	59	25	41	18	25	29	40
08:15	25	22	25	35	23	63	24	39	27	38	25	39
08:30	38	29	27	28	25	45	27	41	34	34	30	35
08:45	29	37	18	22	47	34	29	34	25	30	30	31
09:00	33	26	38	25	44	42	32	23	35	33	36	30
09:15	30	14	32	22	26	31	42	28	37	26	33	24
09:30	24	22	38	21	36	32	23	40	41	25	32	28
09:45	32	28	22	25	22	46	25	29	42	28	29	31
10:00	28	49	29	13	27	30	27	26	41	29	30	29
10:15	28	14	29	30	28	17	27	17	31	26	29	21
10:30	26	8	29	18	37	16	19	8	31	14	28	13
10:45	20	12	27	8	25	16	25	21	36	3	27	12
11:00	24	10	32	5	33	18	23	16	37	21	30	14
11:15	34	8	30	12	37	18	42	19	43	12	37	14
11:30	39	9	40	4	31	16	42	12	44	17	39	12
11:45	37	3	37	7	40	6	48	6	37	9	40	6
Totals	629	1791	632	2104	682	2298	709	2046	696	2337	670	2115
Day Total	2420	2736	2736	2980	2980	2755	2755	3033	3033	2785	2785	2785

AM Pct	26.0%	23.1%	22.9%	25.7%	22.9%	24.0%
Peak Hour	9:00	18:30	9:00	18:15	9:00	18:30
Peak Volume	712	342	778	436	773	493
P.H.F	0.9368	0.9396	0.8493	0.9561	0.9159	0.9337

AECOM

7:00-8:00 AM	62	75	73	69	59	68
7:15-8:15 AM	96	92	99	87	70	89
7:30-8:30 AM	106	96	106	96	82	97
7:45-8:45 AM	130	105	108	101	103	109
8:00-9:00 AM	131	98	128	105	104	113

4:00-5:00 PM	240	279	270	258	278	265
4:15-5:15 PM	235	312	297	267	307	284
4:30-5:30 PM	258	329	331	266	328	302
4:45-5:45 PM	237	321	337	267	333	299
5:00-6:00 PM	248	311	315	256	308	288

Client: AECOM

Site Ref: 01

File Number:

Direction: NB

Route: Campus Dr

Location: Between Junipero Serra Blvd & Golf Club Driveway

Count Date	4/18/2022		4/19/2022		4/20/2022		4/21/2022		4/22/2022		Average	
	AM	PM	AM	PM	AM	PM	AM	PM	AM	PM	AM	PM
00:00	5	59	6	66	2	70	9	74	7	72	6	68
00:15	6	74	4	43	5	81	5	54	5	76	5	66
00:30	4	54	2	58	3	58	7	66	10	57	5	59
00:45	3	49	2	69	2	59	1	55	4	54	2	57
01:00	4	64	0	77	1	57	2	66	1	63	2	65
01:15	3	86	2	66	1	91	2	49	6	65	3	71
01:30	1	58	1	59	0	80	0	53	5	71	1	64
01:45	5	36	2	49	1	72	4	57	3	67	3	56
02:00	1	40	7	73	1	48	3	52	9	68	4	56
02:15	2	65	6	65	9	61	5	60	5	58	5	62
02:30	0	68	0	88	2	82	2	71	1	77	1	77
02:45	1	70	0	76	0	75	2	84	3	79	1	77
03:00	2	54	3	48	0	66	1	46	1	67	1	56
03:15	4	60	5	44	4	51	3	73	3	58	4	57
03:30	5	51	4	63	2	66	7	80	1	61	4	64
03:45	5	49	3	80	3	77	3	61	6	77	4	69
04:00	0	53	1	50	4	42	3	60	2	60	2	53
04:15	5	65	3	66	7	67	7	81	8	73	6	70
04:30	4	52	9	62	8	72	8	67	8	65	7	64
04:45	13	77	9	60	6	52	6	64	11	61	9	63
05:00	9	67	15	68	13	85	15	56	7	68	12	69
05:15	26	55	24	74	22	49	23	61	19	61	23	60
05:30	35	62	37	56	36	66	39	71	50	69	39	65
05:45	58	64	63	80	74	78	58	68	61	72	63	72
06:00	52	57	56	66	62	78	63	59	43	65	55	65
06:15	77	74	82	71	93	54	84	72	73	74	82	69
06:30	84	64	92	39	71	57	90	48	69	52	81	52
06:45	86	40	85	49	99	49	92	48	78	34	88	44
07:00	59	49	76	49	72	46	75	47	80	43	72	47
07:15	81	28	96	34	81	48	70	39	68	32	79	36
07:30	95	29	99	44	127	28	106	21	79	34	101	31
07:45	126	34	138	37	126	34	155	32	123	24	134	32
08:00	143	33	153	42	150	30	147	31	141	44	147	36
08:15	135	23	160	31	144	24	129	35	117	24	137	27
08:30	122	26	139	17	136	11	152	27	128	17	135	20
08:45	132	15	144	12	177	25	138	20	126	19	143	18
09:00	101	18	112	11	134	16	129	20	93	13	114	16
09:15	127	27	133	9	135	25	96	12	91	23	116	19
09:30	113	14	136	4	105	12	96	13	108	18	112	12
09:45	97	10	94	8	105	9	111	21	96	15	101	13
10:00	82	12	78	18	76	17	84	9	88	19	82	15
10:15	64	11	77	18	68	14	69	11	66	19	69	15
10:30	74	8	71	8	80	11	68	8	76	13	74	10
10:45	68	14	60	11	113	6	72	8	87	12	80	10
11:00	64	4	61	5	53	6	70	12	59	11	61	8
11:15	67	11	82	7	68	13	70	11	66	7	71	10
11:30	74	2	60	5	81	3	67	13	83	3	73	5
11:45	76	6	63	7	69	8	70	8	68	8	69	7
Totals	2400	2041	2555	2142	2631	2229	2518	2154	2342	2222	2489	2158
Day Total	4441	4697	4860	4672	4564	4647						
AM Pct	54.0%	54.4%	54.1%	53.9%	51.3%	53.6%						

AECOM

7:00-8:00 AM	361	409	406	406	350	386
7:15-8:15 AM	445	486	484	478	411	461
7:30-8:30 AM	499	550	547	537	460	519
7:45-8:45 AM	526	590	556	583	509	553
8:00-9:00 AM	532	596	607	566	512	563

4:00-5:00 PM	247	238	233	272	259	250
4:15-5:15 PM	261	256	276	268	267	266
4:30-5:30 PM	251	264	258	248	255	255
4:45-5:45 PM	261	258	252	252	259	256
5:00-6:00 PM	248	278	278	256	270	266

Client: AECOM

Site Ref: 01

File Number:

Direction: SB

Route: Campus Dr

Location: Between Junipero Serra Blvd & Golf Club Driveway

Count Date	4/18/2022		4/19/2022		4/20/2022		4/21/2022		4/22/2022		Average	
	AM	PM	AM	PM	AM	PM	AM	PM	AM	PM	AM	PM
00:00	2	60	16	55	12	62	6	54	9	57	9	58
00:15	9	40	10	50	1	67	10	59	10	55	8	54
00:30	2	53	2	47	7	78	2	47	9	60	4	57
00:45	5	46	4	63	4	63	2	51	4	78	4	60
01:00	3	63	5	51	4	78	9	60	2	84	5	67
01:15	4	61	7	72	7	75	6	50	5	74	6	66
01:30	3	67	2	77	1	85	3	61	1	78	2	74
01:45	0	64	2	86	5	66	4	78	1	92	2	77
02:00	1	95	4	104	3	99	2	94	9	101	4	99
02:15	5	111	4	134	4	118	3	113	5	116	4	118
02:30	2	100	10	147	15	108	13	100	13	109	11	113
02:45	3	102	3	119	4	97	0	99	2	89	2	101
03:00	1	104	0	149	3	115	4	120	1	110	2	120
03:15	0	125	5	219	2	158	1	158	4	133	2	159
03:30	4	132	2	191	4	142	2	134	3	122	3	144
03:45	1	140	1	150	2	149	1	153	2	137	1	146
04:00	2	127	2	150	1	165	5	134	2	133	2	142
04:15	3	127	2	141	0	133	0	138	1	151	1	138
04:30	2	135	2	177	2	151	1	131	3	147	2	148
04:45	3	122	1	162	6	171	3	176	0	150	3	156
05:00	1	148	3	178	5	182	1	186	3	151	3	169
05:15	2	215	3	205	5	197	1	190	4	143	3	190
05:30	5	155	9	169	7	167	7	166	3	145	6	160
05:45	8	130	9	159	9	156	9	132	10	123	9	140
06:00	7	136	7	109	6	122	8	126	14	112	8	121
06:15	10	116	17	130	13	128	11	151	11	104	12	126
06:30	17	123	16	118	15	111	7	96	11	94	13	108
06:45	13	74	24	92	17	94	16	88	26	107	19	91
07:00	15	79	26	79	18	100	13	96	13	81	17	87
07:15	28	69	31	89	30	78	35	84	21	75	29	79
07:30	44	68	56	73	69	96	53	77	47	71	54	77
07:45	82	47	79	59	80	69	75	58	85	69	80	60
08:00	46	56	38	45	54	75	50	54	48	49	47	56
08:15	29	45	26	60	36	53	28	61	36	60	31	56
08:30	44	25	29	50	37	32	36	41	47	32	39	36
08:45	31	41	23	38	26	34	26	19	42	38	30	34
09:00	29	34	29	33	29	35	27	39	29	38	29	36
09:15	42	30	34	26	40	41	44	29	29	22	38	30
09:30	26	26	32	29	40	23	38	30	36	25	34	27
09:45	31	30	26	21	31	39	34	32	33	23	31	29
10:00	41	17	29	38	34	39	25	32	44	21	35	29
10:15	30	27	29	32	46	19	41	16	37	16	37	22
10:30	46	22	28	19	40	23	36	16	35	23	37	21
10:45	45	13	50	11	44	19	36	17	38	11	43	14
11:00	46	12	43	7	55	18	51	27	49	8	49	14
11:15	52	17	41	17	45	14	45	15	62	10	49	15
11:30	53	19	59	16	47	14	53	15	51	22	53	17
11:45	57	9	59	16	43	10	41	10	53	13	51	12
Totals	935	3657	939	4262	1008	4168	924	3913	1003	3762	962	3952
Day Total	4592		5201		5176		4837		4765		4914	
AM Pct	20.4%		18.1%		19.5%		19.1%		21.0%		19.6%	

AECOM

7:00-8:00 AM	169	192	197	176	166	180
7:15-8:15 AM	200	204	233	213	201	210
7:30-8:30 AM	201	199	239	206	216	212
7:45-8:45 AM	201	172	207	189	216	197
8:00-9:00 AM	150	116	153	140	173	146

4:00-5:00 PM	511	630	620	579	581	584
4:15-5:15 PM	532	658	637	631	599	611
4:30-5:30 PM	620	722	701	683	591	663
4:45-5:45 PM	640	714	717	718	589	676
5:00-6:00 PM	648	711	702	674	562	659

Client: AECOM
 File Number:
 Route: Stock Farm Rd
 Location: Between Sand Hill Rd & Oak Rd

Site Ref: 02
 Direction: EB

Count Date	4/18/2022		4/19/2022		4/20/2022		4/21/2022		4/22/2022		Average	
	AM	PM	AM	PM	AM	PM	AM	PM	AM	PM	AM	PM
00:00	2	32	3	35	1	46	3	40	2	44	2	39
00:15	3	37	1	41	3	37	4	45	5	50	3	42
00:30	3	45	4	40	3	48	2	45	1	40	3	44
00:45	2	35	1	42	1	46	3	44	3	51	2	44
01:00	1	24	0	39	2	62	1	40	0	46	1	42
01:15	1	28	1	31	0	49	0	38	0	41	0	37
01:30	0	32	0	36	0	42	1	40	1	44	0	39
01:45	0	27	1	45	0	41	0	41	0	32	0	37
02:00	0	51	1	36	0	44	0	44	2	48	1	45
02:15	0	51	1	57	0	53	4	55	1	39	1	51
02:30	3	43	2	50	3	45	0	48	0	43	2	46
02:45	0	32	1	44	1	24	2	40	1	33	1	35
03:00	1	37	1	35	1	29	1	41	1	29	1	34
03:15	1	25	0	62	1	44	1	38	2	44	1	43
03:30	2	25	3	50	5	34	2	32	5	41	3	36
03:45	8	41	3	48	2	55	4	58	1	34	4	47
04:00	4	25	4	28	6	38	4	27	3	37	4	31
04:15	4	28	5	36	4	44	3	43	7	43	5	39
04:30	7	30	7	37	7	36	10	35	12	43	9	36
04:45	9	39	10	45	12	39	3	38	7	46	8	41
05:00	15	20	9	38	12	30	11	37	12	31	12	31
05:15	21	41	19	46	23	35	21	32	16	39	20	39
05:30	32	20	34	47	43	31	35	28	25	34	34	32
05:45	67	37	56	48	60	37	52	39	51	35	57	39
06:00	76	31	95	25	85	29	77	26	73	45	81	31
06:15	94	33	138	40	126	41	131	39	126	40	123	39
06:30	113	27	120	27	124	43	131	37	119	30	121	33
06:45	101	28	124	34	115	41	106	24	84	36	106	33
07:00	70	19	92	15	80	24	87	23	74	24	81	21
07:15	83	20	106	21	88	12	97	14	82	24	91	18
07:30	133	17	106	13	120	21	125	11	104	19	118	16
07:45	137	14	137	11	147	20	148	12	130	21	140	16
08:00	126	14	118	16	116	15	104	18	100	22	113	17
08:15	108	11	123	14	110	8	119	23	88	12	110	14
08:30	105	8	138	10	100	6	122	14	99	11	113	10
08:45	115	10	120	9	121	11	114	7	90	10	112	9
09:00	98	6	109	4	101	14	87	8	82	7	95	8
09:15	75	10	103	9	86	12	96	11	95	10	91	10
09:30	115	7	102	8	103	5	92	14	93	13	101	9
09:45	73	7	76	9	88	8	63	7	67	9	73	8
10:00	62	6	56	8	62	10	60	12	48	12	58	10
10:15	62	7	74	9	46	7	44	6	55	5	56	7
10:30	49	11	39	6	61	14	67	6	50	6	53	9
10:45	74	7	46	5	72	4	59	6	54	10	61	6
11:00	45	3	39	2	39	2	45	5	33	8	40	4
11:15	51	4	50	6	47	8	33	2	38	6	44	5
11:30	50	4	45	2	37	1	45	6	47	5	45	4
11:45	49	3	50	3	50	2	48	4	46	4	49	3
Totals	2250	1112	2373	1322	2314	1347	2267	1303	2035	1356	2248	1288
Day Total	3362	3695	3661	3570	3391	3536						
AM Pct	66.9%	64.2%	63.2%	63.5%	60.0%	63.6%						

AECOM

7:00-8:00 AM	423	441	435	457	390	429
7:15-8:15 AM	479	467	471	474	416	461
7:30-8:30 AM	504	484	493	496	422	480
7:45-8:45 AM	476	516	473	493	417	475
8:00-9:00 AM	454	499	447	459	377	447

4:00-5:00 PM	122	146	157	143	169	147
4:15-5:15 PM	117	156	149	153	163	148
4:30-5:30 PM	130	166	140	142	159	147
4:45-5:45 PM	120	176	135	135	150	143
5:00-6:00 PM	118	179	133	136	139	141

Client: AECOM
 File Number:
 Route: Stock Farm Rd
 Location: Between Sand Hill Rd & Oak Rd

Site Ref: 02
 Direction: WB

Count Date	4/18/2022		4/19/2022		4/20/2022		4/21/2022		4/22/2022		Average	
	AM	PM	AM	PM	AM	PM	AM	PM	AM	PM	AM	PM
00:00	7	37	9	46	8	36	4	28	7	39	7	37
00:15	3	32	5	32	6	41	5	49	7	49	5	41
00:30	4	29	5	32	5	37	4	40	6	45	5	37
00:45	4	24	4	35	5	32	7	44	7	27	5	32
01:00	2	37	7	35	4	36	4	55	3	51	4	43
01:15	5	47	6	43	5	46	2	40	0	59	4	47
01:30	2	38	1	39	2	70	1	47	5	44	2	48
01:45	2	37	1	42	1	49	3	55	0	53	1	47
02:00	1	42	2	51	0	51	1	50	1	57	1	50
02:15	0	50	1	52	1	61	1	56	2	65	1	57
02:30	2	57	2	70	4	60	2	73	3	72	3	66
02:45	0	79	3	66	2	81	1	80	2	71	2	75
03:00	2	80	2	57	1	74	2	76	2	68	2	71
03:15	0	75	0	82	0	69	4	84	1	82	1	78
03:30	2	81	4	78	3	83	2	112	3	107	3	92
03:45	2	82	0	91	0	93	2	83	4	88	2	87
04:00	0	95	2	99	1	92	1	90	0	92	1	94
04:15	3	94	2	98	1	120	3	79	2	90	2	96
04:30	0	106	1	119	1	112	2	113	3	109	1	112
04:45	1	119	0	116	1	104	2	105	3	125	1	114
05:00	2	128	2	132	1	145	4	131	0	114	2	130
05:15	5	120	7	140	7	130	3	135	5	114	5	128
05:30	7	132	3	107	3	132	7	111	4	102	5	117
05:45	14	101	3	120	4	124	5	116	9	94	7	111
06:00	10	113	11	118	9	113	5	125	7	103	8	114
06:15	22	90	11	107	16	99	12	103	21	74	16	95
06:30	9	77	9	100	12	97	13	89	18	93	12	91
06:45	16	69	17	89	14	80	13	69	17	57	15	73
07:00	18	73	15	99	17	70	15	77	15	73	16	78
07:15	20	67	15	64	19	81	15	87	14	70	17	74
07:30	27	78	25	91	30	82	26	76	27	80	27	81
07:45	26	55	25	61	26	64	30	52	28	59	27	58
08:00	42	41	51	46	45	55	47	39	44	50	46	46
08:15	41	31	40	44	31	27	40	43	40	52	38	39
08:30	22	34	25	33	21	37	24	38	23	28	23	34
08:45	19	29	30	19	23	23	28	17	34	28	27	23
09:00	23	27	30	23	40	26	22	22	19	25	27	25
09:15	22	22	24	17	21	17	21	38	27	27	23	24
09:30	27	16	29	29	16	15	18	21	19	25	22	21
09:45	30	24	23	24	28	21	16	17	12	20	22	21
10:00	22	24	26	25	29	18	25	22	18	19	24	22
10:15	13	14	27	18	25	18	25	15	27	12	23	15
10:30	23	13	27	7	28	18	21	10	30	31	26	16
10:45	27	8	19	12	32	15	26	15	22	20	25	14
11:00	31	10	26	8	24	10	25	15	30	12	27	11
11:15	27	12	28	5	29	17	34	14	32	10	30	12
11:30	24	14	34	12	26	8	43	10	39	14	33	12
11:45	39	6	25	5	31	13	38	8	44	7	35	8
Totals	650	2669	664	2838	658	2902	654	2874	686	2806	662	2818
Day Total	3319		3502		3560		3528		3492		3480	
AM Pct	19.6%		19.0%		18.5%		18.5%		19.6%		19.0%	

AECOM

7:00-8:00 AM	91	80	92	86	84	87
7:15-8:15 AM	115	116	120	118	113	116
7:30-8:30 AM	136	141	132	143	139	138
7:45-8:45 AM	131	141	123	141	135	134
8:00-9:00 AM	124	146	120	139	141	134

4:00-5:00 PM	414	432	428	387	416	415
4:15-5:15 PM	447	465	481	428	438	452
4:30-5:30 PM	473	507	491	484	462	483
4:45-5:45 PM	499	495	511	482	455	488
5:00-6:00 PM	481	499	531	493	424	486

Client: AECOM
 File Number:
 Route: Welch Rd
 Location: Between Oak Rd & S Pasteur Dr

Site Ref: 03
 Direction: SB

Count Date	4/18/2022		4/19/2022		4/20/2022		4/21/2022		4/22/2022		Average	
	AM	PM	AM	PM	AM	PM	AM	PM	AM	PM	AM	PM
00:00	3	41	6	47	6	48	5	39	8	37	6	42
00:15	1	18	4	38	2	41	3	27	5	53	3	35
00:30	1	26	2	34	0	57	1	39	7	33	2	38
00:45	3	26	6	29	6	36	4	38	2	51	4	36
01:00	0	35	3	24	5	33	6	25	4	41	4	32
01:15	1	28	4	46	2	32	2	28	1	30	2	33
01:30	0	27	0	38	0	36	0	38	2	42	0	36
01:45	0	34	0	48	4	44	2	34	0	59	1	44
02:00	3	32	1	42	2	22	2	49	3	43	2	38
02:15	1	29	5	47	6	39	9	43	9	51	6	42
02:30	0	28	1	57	2	40	2	21	0	41	1	37
02:45	2	37	3	51	8	35	3	38	5	36	4	39
03:00	0	26	0	49	0	42	0	41	1	42	0	40
03:15	4	25	2	67	0	55	0	63	0	55	1	53
03:30	2	43	5	75	5	60	3	63	6	67	4	62
03:45	1	43	3	53	4	64	5	57	4	61	3	56
04:00	3	37	4	60	2	63	4	48	3	59	3	53
04:15	10	38	7	40	5	54	6	48	8	50	7	46
04:30	6	22	11	66	11	67	12	54	13	58	11	53
04:45	4	23	5	44	12	50	23	43	18	45	12	41
05:00	7	44	12	66	24	57	19	46	12	47	15	52
05:15	16	48	19	62	14	52	17	38	19	50	17	50
05:30	18	41	24	58	39	35	25	56	37	48	29	48
05:45	20	46	39	53	41	48	37	54	34	40	34	48
06:00	30	34	48	42	46	33	34	52	56	41	43	40
06:15	37	24	40	36	62	39	55	43	40	26	47	34
06:30	28	20	49	25	40	25	29	34	38	31	37	27
06:45	33	20	48	48	60	23	43	19	47	32	46	28
07:00	20	18	43	30	41	30	33	45	30	32	33	31
07:15	49	16	39	32	40	23	40	31	43	28	42	26
07:30	45	21	49	33	61	29	59	25	72	36	57	29
07:45	42	5	62	22	68	16	59	17	61	22	58	16
08:00	44	13	56	20	44	26	58	22	58	34	52	23
08:15	35	13	60	15	46	10	40	13	58	20	48	14
08:30	47	10	56	11	50	18	67	18	54	12	55	14
08:45	33	5	61	13	62	6	62	11	65	12	57	9
09:00	34	6	69	15	53	13	45	20	65	14	53	14
09:15	34	7	39	21	51	19	57	13	55	8	47	14
09:30	33	13	57	7	46	10	42	16	56	17	47	13
09:45	36	3	56	17	40	14	35	15	42	12	42	12
10:00	23	9	33	12	35	7	36	14	48	6	35	10
10:15	40	1	47	4	46	0	37	9	28	10	40	5
10:30	26	5	38	7	25	2	31	11	35	7	31	6
10:45	27	4	48	6	37	9	33	6	48	6	39	6
11:00	22	3	48	2	50	9	34	10	47	8	40	6
11:15	35	12	46	13	30	10	46	13	44	6	40	11
11:30	24	13	39	11	54	13	29	13	48	24	39	15
11:45	18	5	45	13	35	12	29	3	36	2	33	7
Totals	901	1077	1342	1649	1322	1506	1223	1503	1375	1585	1233	1464
Day Total	1978	2991	2828	2726	2960	2697						
AM Pct	45.6%	44.9%	46.7%	44.9%	46.5%	45.7%						

AECOM

7:00-8:00 AM	156	193	210	191	206	191
7:15-8:15 AM	180	206	213	216	234	210
7:30-8:30 AM	166	227	219	216	249	215
7:45-8:45 AM	168	234	208	224	231	213
8:00-9:00 AM	159	233	202	227	235	211

4:00-5:00 PM	120	210	234	193	212	194
4:15-5:15 PM	127	216	228	191	200	192
4:30-5:30 PM	137	238	226	181	200	196
4:45-5:45 PM	156	230	194	183	190	191
5:00-6:00 PM	179	239	192	194	185	198

Client: AECOM
 File Number:
 Route: Welch Rd
 Location: Between Oak Rd & S Pasteur Dr

Site Ref: 03
 Direction: NB

Count Date Count Time	4/18/2022		4/19/2022		4/20/2022		4/21/2022		4/22/2022		Average	
	AM	PM	AM	PM	AM	PM	AM	PM	AM	PM	AM	PM
00:00	3	38	7	26	7	24	3	30	3	31	5	30
00:15	2	32	3	29	4	27	8	37	4	30	4	31
00:30	1	36	1	47	1	27	2	31	6	22	2	33
00:45	0	38	4	32	0	35	0	42	3	41	1	38
01:00	2	29	1	20	0	31	4	37	3	30	2	29
01:15	0	25	1	32	0	31	0	33	3	33	1	31
01:30	0	33	0	25	2	30	1	38	0	24	1	30
01:45	0	29	1	49	2	32	4	42	1	31	2	37
02:00	0	32	1	45	0	37	1	23	1	32	1	34
02:15	1	35	3	43	4	35	6	45	5	37	4	39
02:30	3	30	23	39	27	34	24	37	18	53	19	39
02:45	1	22	2	33	0	42	1	44	2	35	1	35
03:00	1	27	2	26	0	27	0	31	3	31	1	28
03:15	4	43	0	29	0	39	1	38	3	37	2	37
03:30	3	34	0	30	1	39	1	45	6	29	2	35
03:45	0	25	2	37	0	25	1	27	2	35	1	30
04:00	0	27	0	38	2	23	2	44	2	33	1	33
04:15	1	32	0	46	1	36	0	38	3	32	1	37
04:30	2	42	3	31	3	31	5	41	5	42	4	37
04:45	5	32	2	51	6	32	4	28	6	30	5	35
05:00	3	38	10	40	6	38	6	31	7	43	6	38
05:15	10	33	10	51	13	38	7	46	7	43	9	42
05:30	7	22	8	34	6	38	5	32	15	26	8	30
05:45	12	32	12	42	12	39	14	28	12	33	12	35
06:00	21	30	17	48	16	51	18	56	16	38	18	45
06:15	19	45	27	54	26	64	33	54	27	56	26	55
06:30	20	45	29	56	24	45	35	38	32	40	28	45
06:45	23	25	25	24	28	23	28	29	23	30	25	26
07:00	20	30	12	29	18	26	22	31	18	27	18	29
07:15	29	28	27	27	21	28	21	24	21	20	24	25
07:30	22	23	27	33	29	25	25	25	26	30	26	27
07:45	31	24	29	30	37	23	34	19	48	26	36	24
08:00	26	27	27	20	22	13	17	15	26	20	24	19
08:15	36	11	41	12	35	17	22	17	26	16	32	15
08:30	21	12	25	13	28	13	33	18	24	15	26	14
08:45	22	13	36	19	31	14	22	7	32	10	29	13
09:00	27	5	25	12	22	8	25	11	27	9	25	9
09:15	22	8	26	9	34	14	14	11	23	5	24	9
09:30	25	8	42	9	35	9	19	8	30	10	30	9
09:45	28	14	26	9	33	8	28	20	20	11	27	12
10:00	18	12	41	12	25	8	37	5	24	11	29	10
10:15	16	7	29	11	23	8	21	8	23	8	22	8
10:30	23	11	32	7	21	8	16	9	21	9	23	9
10:45	30	5	24	5	33	5	35	7	21	2	29	5
11:00	28	3	24	6	22	3	33	4	20	7	25	5
11:15	30	2	33	5	28	8	18	8	24	4	27	5
11:30	26	7	34	5	26	5	27	13	29	4	28	7
11:45	29	5	26	4	27	2	27	4	26	4	27	4
Totals	653	1166	780	1334	741	1218	710	1309	727	1225	722	1250
Day Total	1819		2114		1959		2019		1952		1973	
AM Pct	35.9%		36.9%		37.8%		35.2%		37.2%		36.6%	

AECOM

7:00-8:00 AM	102	95	105	102	113	103
7:15-8:15 AM	108	110	109	97	121	109
7:30-8:30 AM	115	124	123	98	126	117
7:45-8:45 AM	114	122	122	106	124	118
8:00-9:00 AM	105	129	116	94	108	110

4:00-5:00 PM	133	166	122	151	137	142
4:15-5:15 PM	144	168	137	138	147	147
4:30-5:30 PM	145	173	139	146	158	152
4:45-5:45 PM	125	176	146	137	142	145
5:00-6:00 PM	125	167	153	137	145	145

Client: AECOM
 File Number:
 Route: Quarry Rd
 Location: Between Welch Rd & Campus Drive West

Site Ref: 04
 Direction: SB

Count Date	4/18/2022		4/19/2022		4/20/2022		4/21/2022		4/22/2022		Average	
	AM	PM	AM	PM	AM	PM	AM	PM	AM	PM	AM	PM
00:00	2	25	2	23	2	27	2	22	5	32	3	26
00:15	4	41	2	23	2	27	2	30	3	24	3	29
00:30	3	35	2	26	2	18	0	28	5	27	2	27
00:45	4	34	2	41	1	24	3	29	3	30	3	32
01:00	0	23	1	31	3	29	2	27	2	30	2	28
01:15	2	29	3	31	3	28	0	25	1	23	2	27
01:30	4	25	3	28	2	25	0	29	0	34	2	28
01:45	3	26	2	26	3	41	2	34	2	33	2	32
02:00	2	19	0	51	1	32	1	27	2	33	1	32
02:15	3	28	1	23	1	28	4	34	2	36	2	30
02:30	3	25	1	32	2	35	4	30	5	34	3	31
02:45	1	25	1	31	0	23	0	25	5	40	1	29
03:00	2	20	0	39	3	41	3	22	1	24	2	29
03:15	7	25	5	37	1	30	1	33	1	34	3	32
03:30	2	30	4	48	7	33	8	31	10	34	6	35
03:45	7	39	6	35	6	37	6	32	5	28	6	34
04:00	1	26	5	45	4	33	2	24	3	21	3	30
04:15	6	16	7	19	4	23	6	26	2	38	5	24
04:30	10	27	6	38	8	34	3	40	7	35	7	35
04:45	7	26	7	26	11	28	8	26	6	24	8	26
05:00	7	25	7	28	7	32	4	29	5	26	6	28
05:15	5	41	10	33	9	34	13	21	11	30	10	32
05:30	19	26	17	27	16	34	23	28	16	36	18	30
05:45	21	29	23	27	28	23	25	24	36	25	27	26
06:00	23	23	19	27	20	28	16	16	16	26	19	24
06:15	23	16	26	21	21	25	27	26	22	24	24	22
06:30	18	20	25	25	36	23	31	24	37	28	29	24
06:45	21	20	22	26	16	30	27	16	30	26	23	24
07:00	24	15	26	27	22	21	26	15	16	8	23	17
07:15	36	16	27	15	30	26	20	12	24	19	27	18
07:30	22	21	31	20	27	19	36	15	27	21	29	19
07:45	26	12	27	24	29	25	31	18	23	15	27	19
08:00	32	14	17	16	18	13	24	15	33	16	25	15
08:15	25	13	23	14	26	13	26	23	17	19	23	16
08:30	15	17	26	15	23	9	33	14	25	11	24	13
08:45	19	10	19	14	26	8	28	11	29	20	24	13
09:00	32	21	32	13	30	11	33	10	32	15	32	14
09:15	20	11	28	6	26	5	30	11	28	10	26	9
09:30	30	11	35	16	29	12	42	8	40	18	35	13
09:45	31	19	36	6	42	9	32	18	30	11	34	13
10:00	21	13	30	13	24	7	27	15	30	10	26	12
10:15	26	7	31	8	24	15	20	14	34	5	27	10
10:30	40	8	37	9	38	11	30	9	25	8	34	9
10:45	26	7	35	6	26	4	38	4	45	10	34	6
11:00	26	6	34	5	21	5	12	7	32	7	25	6
11:15	28	4	22	4	34	6	27	7	31	4	28	5
11:30	24	3	39	6	31	2	30	6	26	3	30	4
11:45	26	5	37	3	32	5	29	2	21	5	29	4
Totals	739	977	801	1107	777	1051	797	992	811	1070	785	1039
Day Total	1716		1908		1828		1789		1881		1824	
AM Pct	43.1%		42.0%		42.5%		44.6%		43.1%		43.0%	

AECOM

7:00-8:00 AM	108	111	108	113	90	106
7:15-8:15 AM	116	102	104	111	107	108
7:30-8:30 AM	105	98	100	117	100	104
7:45-8:45 AM	98	93	96	114	98	100
8:00-9:00 AM	91	85	93	111	104	97

4:00-5:00 PM	95	128	118	116	118	115
4:15-5:15 PM	94	111	117	121	123	113
4:30-5:30 PM	119	125	128	116	115	121
4:45-5:45 PM	118	114	128	104	116	116
5:00-6:00 PM	121	115	123	102	117	116

Client: AECOM
 File Number:
 Route: Quarry Rd
 Location: Between Welch Rd & Campus Drive West

Site Ref: 04
 Direction: NB

Count Date	4/18/2022		4/19/2022		4/20/2022		4/21/2022		4/22/2022		Average	
	AM	PM	AM	PM	AM	PM	AM	PM	AM	PM	AM	PM
00:00	3	38	6	27	6	23	7	29	10	0	6	23
00:15	7	32	6	31	3	34	1	19	10	14	5	26
00:30	4	37	0	39	1	32	4	38	3	26	2	34
00:45	1	47	4	28	3	37	5	23	4	31	3	33
01:00	5	30	2	44	7	27	4	40	6	36	5	35
01:15	5	25	2	28	1	38	2	26	5	32	3	30
01:30	4	26	2	35	3	36	2	37	5	45	3	36
01:45	2	32	3	31	3	33	1	41	2	28	2	33
02:00	4	26	2	31	2	31	1	40	2	25	2	31
02:15	4	24	1	33	3	23	1	29	2	34	2	29
02:30	3	31	1	30	1	39	3	31	1	38	2	34
02:45	2	32	2	32	4	42	2	26	6	41	3	35
03:00	3	25	0	30	0	35	2	38	8	38	3	33
03:15	2	38	2	37	2	35	0	25	3	34	2	34
03:30	6	40	4	37	3	39	1	34	4	29	4	36
03:45	3	25	2	34	4	29	5	30	3	42	3	32
04:00	4	43	6	32	2	32	2	34	2	31	3	34
04:15	3	43	4	37	8	28	3	39	6	24	5	34
04:30	6	35	8	44	2	41	6	29	2	54	5	41
04:45	8	40	6	38	7	37	7	40	10	31	8	37
05:00	5	40	5	29	4	47	4	38	3	40	4	39
05:15	4	30	6	52	7	44	7	41	4	43	6	42
05:30	9	36	0	49	6	38	12	39	10	42	7	41
05:45	19	46	0	45	13	38	10	37	17	31	12	39
06:00	18	35	0	40	23	39	22	43	19	32	16	38
06:15	36	33	3	36	44	35	0	42	32	27	23	35
06:30	34	30	36	27	39	30	0	26	22	25	26	28
06:45	29	19	21	25	31	24	0	32	26	21	21	24
07:00	16	22	25	18	26	25	0	24	25	16	18	21
07:15	27	25	26	18	25	20	0	14	28	10	21	17
07:30	41	15	35	14	35	14	8	20	30	13	30	15
07:45	32	17	32	16	27	13	35	13	38	14	33	15
08:00	39	18	39	17	32	18	43	18	33	23	37	19
08:15	23	12	19	13	22	8	21	15	14	11	20	12
08:30	28	14	31	5	33	14	33	11	0	6	25	10
08:45	26	11	22	10	30	13	29	9	0	11	21	11
09:00	21	13	23	12	26	11	25	7	0	11	19	11
09:15	21	16	22	9	17	11	17	13	0	8	15	11
09:30	17	10	19	5	23	8	28	11	0	14	17	10
09:45	22	5	24	12	29	12	21	10	0	13	19	10
10:00	24	9	22	9	22	8	27	10	0	11	19	9
10:15	18	15	15	7	22	11	18	13	0	13	15	12
10:30	28	9	22	7	32	21	26	5	0	17	22	12
10:45	28	4	33	5	24	5	23	6	0	11	22	6
11:00	25	5	22	7	24	8	31	5	0	14	20	8
11:15	26	9	36	8	34	5	29	9	0	7	25	8
11:30	25	12	21	8	23	11	34	7	0	8	21	9
11:45	24	5	27	5	27	5	35	7	0	3	23	5
Totals	744	1184	649	1186	765	1207	597	1173	395	1128	630	1176
Day Total	1928	1835	1972	1770	1523	1806						
AM Pct	38.6%	35.4%	38.8%	33.7%	25.9%	34.9%						

AECOM

7:00-8:00 AM	116	118	113	43	121	102
7:15-8:15 AM	139	132	119	86	129	121
7:30-8:30 AM	135	125	116	107	115	120
7:45-8:45 AM	122	121	114	132	85	115
8:00-9:00 AM	116	111	117	126	47	103

4:00-5:00 PM	161	151	138	142	140	146
4:15-5:15 PM	158	148	153	146	149	151
4:30-5:30 PM	145	163	169	148	168	159
4:45-5:45 PM	146	168	166	158	156	159
5:00-6:00 PM	152	175	167	155	156	161

Client: AECOM
 File Number:
 Route: Palm Dr
 Location: Between Campus Dr & Arboretum Rd

Site Ref: 05
 Direction: SB

Count Date	4/18/2022		4/19/2022		4/20/2022		4/21/2022		4/22/2022		Average	
	AM	PM	AM	PM	AM	PM	AM	PM	AM	PM	AM	PM
00:00	4	56	6	45	9	53	7	51	10	71	7	55
00:15	6	53	3	65	5	69	8	55	10	65	6	61
00:30	4	56	2	54	5	55	5	46	8	51	5	52
00:45	1	83	1	62	6	67	2	66	14	64	5	68
01:00	3	61	2	60	2	64	3	63	9	65	4	63
01:15	3	79	0	66	4	72	2	68	7	74	3	72
01:30	2	57	1	52	6	59	0	61	11	68	4	59
01:45	2	52	2	53	3	73	3	57	8	64	4	60
02:00	1	52	2	43	2	43	2	56	5	62	2	51
02:15	1	41	5	47	1	53	1	52	3	64	2	51
02:30	2	51	1	65	1	59	5	54	2	75	2	61
02:45	0	48	1	64	1	55	0	58	1	77	1	60
03:00	1	41	1	44	1	62	1	43	0	76	1	53
03:15	0	36	4	68	1	61	2	41	2	56	2	52
03:30	5	58	4	66	4	58	2	66	3	54	4	60
03:45	6	74	3	65	9	80	3	80	12	92	7	78
04:00	7	53	4	56	6	62	6	52	11	77	7	60
04:15	6	60	10	65	11	65	11	70	10	76	10	67
04:30	5	58	15	77	14	69	15	59	7	68	11	66
04:45	15	55	12	72	23	76	22	64	24	65	19	66
05:00	23	65	24	64	23	75	20	74	23	93	23	74
05:15	24	50	22	82	22	52	25	75	28	52	24	62
05:30	29	69	34	71	51	83	43	57	22	70	36	70
05:45	62	64	50	56	40	73	38	69	36	83	45	69
06:00	39	44	52	69	56	58	31	68	48	76	45	63
06:15	82	42	56	64	81	71	77	58	60	64	71	60
06:30	65	62	87	57	68	67	67	63	56	80	69	66
06:45	66	57	61	57	72	72	61	51	57	69	63	61
07:00	61	54	57	50	53	62	70	45	53	67	59	56
07:15	54	62	57	54	60	55	48	39	61	66	56	55
07:30	85	51	76	60	57	44	63	42	63	50	69	49
07:45	69	38	76	39	85	38	78	50	77	63	77	46
08:00	75	32	66	38	83	35	97	39	67	31	78	35
08:15	110	29	84	38	94	46	87	56	59	41	87	42
08:30	123	30	104	40	103	28	113	40	124	27	113	33
08:45	119	24	102	25	127	37	108	39	99	38	111	33
09:00	105	28	112	32	120	38	113	28	92	44	108	34
09:15	106	25	118	26	126	31	107	28	79	38	107	30
09:30	91	38	98	21	80	23	128	31	75	37	94	30
09:45	89	27	92	33	85	36	77	36	91	37	87	34
10:00	65	19	56	28	87	41	68	40	78	34	71	32
10:15	51	25	50	33	60	20	55	32	55	33	54	29
10:30	60	14	64	12	68	21	72	16	71	38	67	20
10:45	53	12	64	11	67	12	72	17	69	33	65	17
11:00	63	8	49	9	62	11	54	13	67	19	59	12
11:15	38	11	71	7	55	13	72	13	51	20	57	13
11:30	49	10	53	6	53	13	58	19	60	15	55	13
11:45	62	4	62	10	73	9	66	15	81	15	69	11
Totals	1992	2118	1976	2281	2125	2419	2068	2315	1959	2697	2024	2366
Day Total	4110		4257		4544		4383		4656		4390	
AM Pct	48.5%		46.4%		46.8%		47.2%		42.1%		46.1%	

AECOM

7:00-8:00 AM	269	266	255	259	254	261
7:15-8:15 AM	283	275	285	286	268	279
7:30-8:30 AM	339	302	319	325	266	310
7:45-8:45 AM	377	330	365	375	327	355
8:00-9:00 AM	427	356	407	405	349	389

4:00-5:00 PM	226	270	272	245	286	260
4:15-5:15 PM	238	278	285	267	302	274
4:30-5:30 PM	228	295	272	272	278	269
4:45-5:45 PM	239	289	286	270	280	273
5:00-6:00 PM	248	273	283	275	298	275

Client: AECOM
 File Number:
 Route: Palm Dr
 Location: Between Campus Dr & Arboretum Rd

Site Ref: 05
 Direction: NB

Count Date	4/18/2022		4/19/2022		4/20/2022		4/21/2022		4/22/2022		Average	
	AM	PM	AM	PM	AM	PM	AM	PM	AM	PM	AM	PM
00:00	5	49	4	30	8	55	9	48	12	71	8	51
00:15	2	38	6	41	8	51	8	61	5	62	6	51
00:30	4	39	3	42	7	35	4	51	9	39	5	41
00:45	3	46	8	40	5	38	5	41	8	33	6	40
01:00	2	41	18	48	13	48	14	62	11	48	12	49
01:15	5	68	6	52	11	51	8	60	9	45	8	55
01:30	2	52	3	40	4	53	3	55	11	42	5	48
01:45	10	37	2	40	2	48	3	59	11	49	6	47
02:00	2	61	0	51	1	65	2	72	3	63	2	62
02:15	0	54	9	52	4	61	6	35	7	58	5	52
02:30	11	57	12	68	20	78	17	81	11	80	14	73
02:45	1	51	4	54	4	69	1	62	5	66	3	60
03:00	1	80	2	61	0	45	1	70	3	73	1	66
03:15	1	68	2	93	0	75	0	74	1	85	1	79
03:30	1	80	0	76	2	91	2	81	3	89	2	83
03:45	1	67	1	52	0	60	3	70	1	64	1	63
04:00	3	91	0	71	1	98	2	74	1	85	1	84
04:15	3	66	2	50	0	58	0	91	4	78	2	69
04:30	5	84	5	109	14	101	12	87	13	97	10	96
04:45	2	85	2	82	2	117	0	97	3	75	2	91
05:00	0	108	4	108	3	122	4	126	1	117	2	116
05:15	1	114	7	111	3	112	0	105	3	91	3	107
05:30	0	75	5	92	3	104	0	114	4	98	2	97
05:45	3	108	2	72	7	84	4	98	3	89	4	90
06:00	5	82	3	81	5	101	9	94	8	107	6	93
06:15	5	86	8	76	6	112	8	110	8	76	7	92
06:30	8	84	5	90	14	99	8	100	7	81	8	91
06:45	24	65	21	85	13	81	17	70	12	85	17	77
07:00	24	65	24	79	37	84	25	66	32	86	28	76
07:15	20	63	19	83	30	74	22	57	27	86	24	73
07:30	22	78	26	80	27	57	23	74	31	63	26	70
07:45	9	54	20	60	26	89	32	51	29	47	23	60
08:00	26	40	27	49	19	75	22	55	32	41	25	52
08:15	25	53	25	47	22	41	22	47	25	53	24	48
08:30	34	29	22	45	29	57	12	45	12	40	22	43
08:45	21	43	35	43	24	31	21	42	21	31	24	38
09:00	18	43	21	22	45	45	13	31	23	30	24	34
09:15	28	50	25	32	34	36	50	42	20	34	31	39
09:30	19	28	24	29	30	37	30	48	33	30	27	34
09:45	26	24	29	27	24	36	32	20	40	20	30	25
10:00	28	17	25	15	25	23	32	31	27	28	27	23
10:15	31	8	16	12	22	17	22	44	31	38	24	24
10:30	21	14	30	20	35	63	59	31	31	67	35	39
10:45	27	14	27	21	22	14	30	19	41	43	29	22
11:00	27	20	36	21	31	6	35	17	32	23	32	17
11:15	40	12	61	19	49	12	55	14	40	13	49	14
11:30	40	14	39	11	58	13	50	20	56	6	49	13
11:45	39	6	29	9	54	19	33	5	54	15	42	11
Totals	635	2611	704	2591	803	2941	770	2907	814	2840	745	2778
Day Total	3246	3295	3744	3677	3654	3523						
AM Pct	19.6%	21.4%	21.4%	20.9%	22.3%	21.2%						

AECOM

7:00-8:00 AM	75	89	120	102	119	101
7:15-8:15 AM	77	92	102	99	119	98
7:30-8:30 AM	82	98	94	99	117	98
7:45-8:45 AM	94	94	96	88	98	94
8:00-9:00 AM	106	109	94	77	90	95

4:00-5:00 PM	326	312	374	349	335	339
4:15-5:15 PM	343	349	398	401	367	372
4:30-5:30 PM	391	410	452	415	380	410
4:45-5:45 PM	382	393	455	442	381	411
5:00-6:00 PM	405	383	422	443	395	410

Client: AECOM
 File Number:
 Route: Lasuen St
 Location: Between Campus Dr & Arboretum Rd

Site Ref: 06
 Direction: NB

Count Date	4/18/2022		4/19/2022		4/20/2022		4/21/2022		4/22/2022		Average	
	AM	PM	AM	PM	AM	PM	AM	PM	AM	PM	AM	PM
00:00	1	4	0	0	0	2	1	0	0	2	0	2
00:15	0	3	0	4	0	2	1	1	0	3	0	3
00:30	1	4	0	5	0	1	1	4	0	2	0	3
00:45	0	3	0	3	0	3	1	1	0	5	0	3
01:00	0	4	0	2	0	3	1	1	1	4	0	3
01:15	0	0	0	3	0	4	0	4	0	1	0	2
01:30	0	2	0	1	0	2	0	2	0	2	0	2
01:45	1	1	0	2	0	2	0	13	0	2	0	4
02:00	0	0	0	3	0	3	0	5	0	4	0	3
02:15	0	3	0	1	0	1	0	3	0	13	0	4
02:30	0	8	0	5	0	4	0	3	0	8	0	6
02:45	0	4	0	2	0	1	0	2	0	1	0	2
03:00	0	7	0	1	0	2	0	5	0	5	0	4
03:15	1	3	0	2	0	3	0	3	0	8	0	4
03:30	0	5	0	1	0	3	0	5	0	1	0	3
03:45	0	6	0	6	0	6	0	3	0	4	0	5
04:00	0	3	0	8	0	5	0	3	0	3	0	4
04:15	1	6	0	2	0	5	0	3	0	2	0	4
04:30	1	2	0	5	0	4	0	3	0	6	0	4
04:45	0	3	0	7	0	6	0	6	0	3	0	5
05:00	0	5	0	10	0	10	0	5	0	8	0	8
05:15	0	6	0	10	0	11	0	9	0	3	0	8
05:30	0	7	0	3	1	4	0	3	0	2	0	4
05:45	0	6	0	7	0	7	0	3	0	4	0	5
06:00	0	2	0	1	1	2	0	3	1	3	0	2
06:15	1	2	1	3	2	4	1	1	0	0	1	2
06:30	0	3	1	4	1	4	1	3	1	6	1	4
06:45	2	2	1	4	0	5	0	3	0	5	1	4
07:00	0	0	2	4	1	5	2	3	0	2	1	3
07:15	0	2	0	2	2	0	1	2	0	2	1	2
07:30	0	1	0	1	2	4	0	0	3	3	1	2
07:45	2	0	0	1	3	2	3	2	2	3	2	2
08:00	1	0	0	1	0	5	1	2	1	3	1	2
08:15	1	0	3	0	1	5	2	1	0	0	1	1
08:30	1	2	2	2	1	1	0	2	3	1	1	2
08:45	2	1	1	1	1	4	1	1	2	1	1	2
09:00	4	1	1	1	3	2	0	0	1	0	2	1
09:15	0	1	2	0	0	0	1	0	0	1	1	0
09:30	2	1	1	2	1	1	2	0	1	0	1	1
09:45	1	1	1	3	2	1	1	3	1	1	1	2
10:00	4	0	1	1	0	0	3	1	1	0	2	0
10:15	3	0	3	0	1	0	2	1	2	1	2	0
10:30	1	0	1	2	3	6	2	0	1	15	2	5
10:45	2	0	1	2	2	1	3	0	4	1	2	1
11:00	1	1	1	1	3	1	3	0	3	2	2	1
11:15	2	0	4	2	1	1	2	0	1	1	2	1
11:30	2	2	0	2	1	3	1	1	5	2	2	2
11:45	6	1	4	0	2	0	6	0	3	1	4	0
Totals	44	118	31	133	35	151	43	119	37	150	38	134
Day Total	162	164	186	162	187	172						
AM Pct	27.2%	18.9%	18.8%	26.5%	19.8%	22.1%						

AECOM

7:00-8:00 AM	2	2	8	6	5	5
7:15-8:15 AM	3	0	7	5	6	4
7:30-8:30 AM	4	3	6	6	6	5
7:45-8:45 AM	5	5	5	6	6	5
8:00-9:00 AM	5	6	3	4	6	5

4:00-5:00 PM	14	22	20	15	14	17
4:15-5:15 PM	16	24	25	17	19	20
4:30-5:30 PM	16	32	31	23	20	24
4:45-5:45 PM	21	30	31	23	16	24
5:00-6:00 PM	24	30	32	20	17	25

Client: AECOM
 File Number:
 Route: Galvez St
 Location: Between Campus Dr & Arboretum Rd

Site Ref: 07
 Direction: SB

Count Date	4/18/2022		4/19/2022		4/20/2022		4/21/2022		4/22/2022		Average	
	AM	PM	AM	PM	AM	PM	AM	PM	AM	PM	AM	PM
00:00	9	51	3	51	6	55	2	44	2	58	4	52
00:15	10	53	5	45	0	44	5	32	5	52	5	45
00:30	3	39	7	38	4	49	5	43	1	55	4	45
00:45	9	47	3	62	1	56	4	68	7	52	5	57
01:00	5	50	0	47	5	50	1	55	7	59	4	52
01:15	4	46	3	50	1	49	2	43	7	37	3	45
01:30	2	45	2	46	0	50	1	46	2	52	1	48
01:45	1	37	1	33	5	35	1	41	2	38	2	37
02:00	1	36	4	37	1	43	5	40	1	45	2	40
02:15	0	50	0	55	2	47	2	40	2	44	1	47
02:30	2	31	1	50	0	51	3	45	1	52	1	46
02:45	1	31	1	49	2	50	1	39	2	57	1	45
03:00	0	65	0	37	0	54	1	50	0	71	0	55
03:15	2	49	0	53	2	33	0	57	0	66	1	52
03:30	3	37	2	44	2	44	1	50	3	45	2	44
03:45	1	40	1	43	3	56	2	55	2	56	2	50
04:00	3	55	1	38	2	60	3	38	1	66	2	51
04:15	2	49	4	59	2	47	2	61	4	57	3	55
04:30	6	46	8	51	5	59	6	66	3	52	6	55
04:45	8	68	11	77	10	70	10	69	13	63	10	69
05:00	14	83	28	58	24	69	28	46	28	77	24	67
05:15	10	49	19	64	20	58	20	52	18	62	17	57
05:30	44	39	40	62	38	61	39	56	35	69	39	57
05:45	43	67	48	81	41	80	42	60	57	66	46	71
06:00	40	70	32	96	41	49	40	73	30	59	37	69
06:15	54	64	47	68	51	63	55	63	54	55	52	63
06:30	49	40	61	45	61	67	65	54	54	50	58	51
06:45	30	51	56	53	50	51	57	52	33	42	45	50
07:00	39	50	41	49	41	72	41	48	41	64	41	57
07:15	55	61	45	57	34	61	46	37	53	53	47	54
07:30	66	40	66	53	54	51	69	41	55	55	62	48
07:45	87	37	75	45	80	45	78	41	65	37	77	41
08:00	68	27	66	48	70	43	69	55	68	41	68	43
08:15	50	37	64	38	75	29	63	39	64	45	63	38
08:30	75	29	94	26	75	33	82	25	69	35	79	30
08:45	65	28	56	31	81	30	83	19	68	42	71	30
09:00	72	22	77	18	94	22	78	24	67	25	78	22
09:15	71	15	67	20	64	21	88	22	51	17	68	19
09:30	78	20	82	15	68	17	77	17	50	17	71	17
09:45	88	12	77	9	74	20	78	19	73	20	78	16
10:00	64	11	47	17	67	15	60	15	55	19	59	15
10:15	41	10	47	12	60	9	48	14	48	16	49	12
10:30	37	8	43	6	67	10	66	17	51	18	53	12
10:45	45	8	43	6	46	10	68	11	58	11	52	9
11:00	47	11	49	5	46	5	36	8	46	10	45	8
11:15	48	11	52	8	48	7	50	8	48	12	49	9
11:30	58	7	56	9	70	8	60	5	61	5	61	7
11:45	67	10	62	5	57	12	54	3	61	10	60	8
Totals	1577	1842	1597	1969	1650	2020	1697	1906	1526	2109	1609	1969
Day Total	3419	3566	3670	3603	3635	3579						
AM Pct	46.1%	44.8%	45.0%	47.1%	42.0%	45.0%						

AECOM

7:00-8:00 AM	247	227	209	234	214	226
7:15-8:15 AM	276	252	238	262	241	254
7:30-8:30 AM	271	271	279	279	252	270
7:45-8:45 AM	280	299	300	292	266	287
8:00-9:00 AM	258	280	301	297	269	281

4:00-5:00 PM	218	225	236	234	238	230
4:15-5:15 PM	246	245	245	242	249	245
4:30-5:30 PM	246	250	256	233	254	248
4:45-5:45 PM	239	261	258	223	271	250
5:00-6:00 PM	238	265	268	214	274	252

Client: AECOM
 File Number:
 Route: Galvez St
 Location: Between Campus Dr & Arboretum Rd

Site Ref: 07
 Direction: NB

Count Date	4/18/2022		4/19/2022		4/20/2022		4/21/2022		4/22/2022		Average	
	AM	PM	AM	PM	AM	PM	AM	PM	AM	PM	AM	PM
00:00	1	45	9	47	7	46	13	52	5	57	7	49
00:15	5	47	2	60	11	63	3	60	5	55	5	57
00:30	2	52	3	48	1	57	4	52	3	57	3	53
00:45	3	57	0	53	2	53	7	54	2	54	3	54
01:00	3	52	2	44	2	63	2	57	4	59	3	55
01:15	2	60	3	51	3	62	7	56	7	79	4	62
01:30	5	68	1	69	4	59	4	72	5	74	4	68
01:45	1	49	4	59	9	47	5	75	3	51	4	56
02:00	2	59	5	56	8	75	3	82	6	62	5	67
02:15	3	58	9	70	4	77	4	72	8	85	6	72
02:30	4	90	8	85	8	73	11	87	12	82	9	83
02:45	1	72	1	71	4	64	4	63	4	86	3	71
03:00	4	65	1	74	3	75	0	70	2	90	2	75
03:15	0	82	1	83	0	111	3	110	0	126	1	102
03:30	2	89	2	127	4	93	1	96	3	103	2	102
03:45	1	80	2	72	2	70	1	77	0	73	1	74
04:00	1	62	1	82	1	84	1	89	1	98	1	83
04:15	1	86	1	95	3	109	2	78	6	92	3	92
04:30	4	95	3	94	5	90	2	91	1	78	3	90
04:45	3	120	4	122	2	104	3	123	6	103	4	114
05:00	2	125	2	116	2	137	2	124	1	137	2	128
05:15	2	105	0	129	2	134	1	124	2	111	1	121
05:30	3	113	2	121	5	114	8	86	3	88	4	104
05:45	6	91	10	92	7	112	6	97	2	95	6	97
06:00	5	105	7	108	4	109	8	137	5	106	6	113
06:15	4	97	5	114	6	97	6	122	7	90	6	104
06:30	18	71	17	95	22	104	19	91	11	79	17	88
06:45	17	81	20	89	24	95	23	106	20	73	21	89
07:00	17	83	20	88	22	81	16	98	15	54	18	81
07:15	21	61	33	74	27	69	31	84	18	58	26	69
07:30	25	61	31	92	13	59	23	75	30	80	24	73
07:45	32	70	33	86	31	96	28	63	16	137	28	90
08:00	24	57	28	64	37	57	37	60	34	83	32	64
08:15	28	54	33	66	25	77	28	54	22	74	27	65
08:30	23	37	35	80	29	40	25	81	28	56	28	59
08:45	31	47	40	29	36	51	33	30	38	33	36	38
09:00	27	31	28	32	33	39	25	44	35	34	30	36
09:15	35	35	33	29	36	37	31	35	30	21	33	31
09:30	40	21	29	40	42	26	47	19	32	24	38	26
09:45	46	24	35	30	44	21	41	23	43	17	42	23
10:00	29	29	34	30	37	42	36	15	33	19	34	27
10:15	29	24	25	19	23	17	33	19	39	31	30	22
10:30	35	16	29	26	24	55	20	22	30	47	28	33
10:45	27	10	34	7	38	24	41	17	29	26	34	17
11:00	39	6	28	12	38	23	48	9	38	16	38	13
11:15	32	12	35	11	39	10	45	19	42	17	39	14
11:30	48	9	40	8	56	14	50	12	58	10	50	11
11:45	52	12	58	8	51	10	52	5	73	8	57	9
Totals	745	2875	786	3157	836	3225	843	3187	817	3188	805	3126
Day Total	3620	3943	4061	4030	4005	3932						
AM Pct	20.6%	19.9%	20.6%	20.9%	20.4%	20.5%						

AECOM

7:00-8:00 AM	95	117	93	98	79	96
7:15-8:15 AM	102	125	108	119	98	110
7:30-8:30 AM	109	125	106	116	102	112
7:45-8:45 AM	107	129	122	118	100	115
8:00-9:00 AM	106	136	127	123	122	123

4:00-5:00 PM	363	393	387	381	371	379
4:15-5:15 PM	426	427	440	416	410	424
4:30-5:30 PM	445	461	465	462	429	452
4:45-5:45 PM	463	488	489	457	439	467
5:00-6:00 PM	434	458	497	431	431	450

Client: AECOM
 File Number:
 Route: Serra St
 Location: Between El Camino Real & Olmsted Rd

Site Ref: 08
 Direction: SB

Count Date	4/18/2022		4/19/2022		4/20/2022		4/21/2022		4/22/2022		Average	
	AM	PM	AM	PM	AM	PM	AM	PM	AM	PM	AM	PM
00:00	12	50	14	47	17	40	14	57	12	48	14	48
00:15	20	55	15	52	20	53	19	58	22	49	19	53
00:30	14	48	10	34	20	56	12	59	11	49	13	49
00:45	8	42	9	57	9	66	11	45	25	53	12	53
01:00	12	54	11	51	10	47	9	51	20	48	12	50
01:15	5	45	6	41	3	43	9	66	21	63	9	52
01:30	7	36	4	45	2	50	8	41	25	51	9	45
01:45	5	41	4	55	0	50	8	29	11	38	6	43
02:00	6	48	3	40	3	33	9	46	11	51	6	44
02:15	7	49	4	47	0	39	3	57	6	41	4	47
02:30	1	30	0	32	4	45	1	49	5	50	2	41
02:45	3	56	1	45	1	44	3	58	1	54	2	51
03:00	1	48	3	44	2	35	1	47	5	48	2	44
03:15	2	43	2	44	0	37	0	44	1	50	1	44
03:30	1	39	2	33	1	46	0	59	4	43	2	44
03:45	1	52	1	42	1	57	2	51	5	40	2	48
04:00	2	38	3	45	6	46	1	49	4	61	3	48
04:15	4	60	1	37	3	44	4	58	6	52	4	50
04:30	6	47	5	59	4	51	6	50	8	47	6	51
04:45	12	45	7	44	7	46	7	53	10	59	9	49
05:00	6	44	6	52	5	57	15	44	7	68	8	53
05:15	17	44	16	53	19	57	13	57	22	64	17	55
05:30	20	49	25	68	26	44	24	64	22	66	23	58
05:45	37	71	31	73	46	69	45	64	27	67	37	69
06:00	17	51	23	55	14	51	23	61	21	53	20	54
06:15	17	52	20	69	26	64	15	60	17	73	19	64
06:30	39	58	32	42	22	54	26	60	26	48	29	52
06:45	24	44	24	46	27	55	30	63	17	37	24	49
07:00	19	46	23	43	19	41	20	42	21	51	20	45
07:15	38	66	18	49	35	47	31	65	25	61	29	58
07:30	42	50	53	52	30	52	38	42	39	50	40	49
07:45	60	58	50	52	58	57	60	57	57	52	57	55
08:00	49	43	59	40	44	48	46	41	52	58	50	46
08:15	57	45	47	40	62	41	79	54	44	58	58	48
08:30	66	41	69	45	65	60	59	43	55	54	63	49
08:45	65	60	64	51	81	49	62	45	54	48	65	51
09:00	51	37	72	45	71	50	73	54	67	63	67	50
09:15	53	33	52	48	60	49	65	49	67	45	59	45
09:30	40	38	54	31	46	50	63	51	57	41	52	42
09:45	50	29	70	46	55	30	48	44	71	46	59	39
10:00	53	42	46	30	33	42	45	43	42	59	44	43
10:15	48	25	37	40	43	40	43	37	38	47	42	38
10:30	41	32	49	32	44	19	34	33	48	37	43	31
10:45	57	24	52	23	63	23	55	23	57	25	57	24
11:00	36	23	33	22	46	27	49	31	53	33	43	27
11:15	47	19	46	20	46	19	44	31	67	32	50	24
11:30	40	17	53	19	45	24	41	24	46	27	45	22
11:45	52	16	41	16	57	13	48	14	57	34	51	19
Totals	1270	2083	1270	2096	1301	2160	1321	2323	1389	2392	1310	2211
Day Total	3353		3366		3461		3644		3781		3521	
AM Pct	37.9%		37.7%		37.6%		36.3%		36.7%		37.2%	

AECOM

7:00-8:00 AM	159	144	142	149	142	147
7:15-8:15 AM	189	180	167	175	173	177
7:30-8:30 AM	208	209	194	223	192	205
7:45-8:45 AM	232	225	229	244	208	228
8:00-9:00 AM	237	239	252	246	205	236

4:00-5:00 PM	190	185	187	210	219	198
4:15-5:15 PM	196	192	198	205	226	203
4:30-5:30 PM	180	208	211	204	238	208
4:45-5:45 PM	182	217	204	218	257	216
5:00-6:00 PM	208	246	227	229	265	235

Client: AECOM
 File Number:
 Route: Serra St
 Location: Between El Camino Real & Olmsted Rd

Site Ref: 08
 Direction: NB

Count Date	4/18/2022		4/19/2022		4/20/2022		4/21/2022		4/22/2022		Average	
	AM	PM	AM	PM	AM	PM	AM	PM	AM	PM	AM	PM
00:00	12	53	10	42	21	42	20	53	20	68	17	52
00:15	15	66	26	49	21	69	26	53	24	67	22	61
00:30	19	47	14	47	18	51	19	47	27	53	19	49
00:45	12	44	15	48	9	54	12	44	19	59	13	50
01:00	4	55	9	39	9	57	13	58	18	75	11	57
01:15	12	38	12	53	9	48	9	57	18	60	12	51
01:30	5	51	5	51	6	44	8	60	18	59	8	53
01:45	7	49	6	60	5	57	9	59	16	69	9	59
02:00	4	59	5	55	3	61	6	46	15	54	7	55
02:15	9	56	12	56	9	63	11	66	10	61	10	60
02:30	4	77	8	78	5	68	13	76	20	85	10	77
02:45	4	55	1	60	3	46	4	56	3	79	3	59
03:00	4	49	2	60	2	61	4	74	6	67	4	62
03:15	0	67	2	78	1	74	1	82	6	93	2	79
03:30	1	84	1	69	1	68	0	73	2	79	1	75
03:45	3	62	1	63	2	70	2	69	7	72	3	67
04:00	2	57	1	68	1	61	1	70	2	80	1	67
04:15	4	53	2	75	2	70	1	66	5	77	3	68
04:30	4	67	5	66	5	91	5	82	6	64	5	74
04:45	4	63	6	61	3	83	6	82	5	63	5	70
05:00	3	79	3	78	4	62	3	75	6	79	4	75
05:15	6	80	5	80	3	80	3	91	4	84	4	83
05:30	5	75	10	92	10	77	5	100	10	102	8	89
05:45	7	68	6	71	4	60	8	72	9	78	7	70
06:00	10	79	10	68	14	99	11	84	12	102	11	86
06:15	11	80	6	90	4	91	9	73	7	101	7	87
06:30	16	72	13	70	11	69	12	82	12	93	13	77
06:45	14	74	20	71	23	59	18	77	15	81	18	72
07:00	16	91	15	76	13	83	19	85	16	83	16	84
07:15	21	60	24	79	23	78	23	88	19	86	22	78
07:30	34	48	24	61	18	79	26	67	26	78	26	67
07:45	34	55	33	87	26	71	24	79	33	87	30	76
08:00	40	71	36	70	39	84	45	63	39	95	40	77
08:15	30	40	33	64	29	69	40	68	27	79	32	64
08:30	39	62	50	59	38	57	44	72	46	55	43	61
08:45	50	47	43	45	51	53	41	48	39	49	45	48
09:00	24	60	41	58	41	57	33	66	48	51	37	58
09:15	42	52	35	58	43	50	45	36	36	62	40	52
09:30	31	47	52	58	39	56	42	50	56	54	44	53
09:45	54	41	46	38	48	40	53	46	46	59	49	45
10:00	41	37	36	36	37	33	36	44	43	46	39	39
10:15	41	44	33	41	32	40	37	48	36	53	36	45
10:30	37	36	50	37	37	36	42	50	57	45	45	41
10:45	40	30	28	32	37	31	36	35	40	46	36	35
11:00	49	31	37	35	36	27	56	35	75	37	51	33
11:15	47	23	42	18	42	31	58	28	51	45	48	29
11:30	46	18	47	32	51	22	61	22	62	24	53	24
11:45	44	19	67	19	46	28	48	25	42	27	49	24
Totals	961	2671	988	2801	934	2860	1048	2982	1159	3265	1018	2916
Day Total	3632	3789	3794	4030	4424	3934						
AM Pct	26.5%	26.1%	24.6%	26.0%	26.2%	25.9%						

AECOM

7:00-8:00 AM	105	96	80	92	94	93
7:15-8:15 AM	129	117	106	118	117	117
7:30-8:30 AM	138	126	112	135	125	127
7:45-8:45 AM	143	152	132	153	145	145
8:00-9:00 AM	159	162	157	170	151	160

4:00-5:00 PM	240	270	305	300	284	280
4:15-5:15 PM	262	280	306	305	283	287
4:30-5:30 PM	289	285	316	330	290	302
4:45-5:45 PM	297	311	302	348	328	317
5:00-6:00 PM	302	321	279	338	343	317

Client: AECOM
 File Number:
 Route: Yale St
 Location: Between Olmsted Rd & Stanford Ave

Site Ref: 09
 Direction: WB

Count Date	4/18/2022		4/19/2022		4/20/2022		4/21/2022		4/22/2022		Average	
	AM	PM	AM	PM	AM	PM	AM	PM	AM	PM	AM	PM
00:00	1	15	1	5	1	7	2	7	2	4	1	8
00:15	2	8	0	10	1	8	0	7	2	8	1	8
00:30	0	8	1	6	0	3	2	4	0	9	1	6
00:45	0	5	1	12	0	8	0	13	0	8	0	9
01:00	1	6	0	11	0	8	0	14	3	9	1	10
01:15	0	15	1	7	0	10	1	8	1	7	1	9
01:30	0	9	0	6	0	10	0	8	1	4	0	7
01:45	0	6	0	11	1	3	0	5	0	14	0	8
02:00	0	6	0	5	0	11	0	8	0	9	0	8
02:15	1	6	0	9	0	10	1	5	0	8	0	8
02:30	0	12	0	9	0	8	0	13	0	10	0	10
02:45	0	11	0	7	0	10	0	7	0	10	0	9
03:00	0	6	0	7	0	8	0	11	0	9	0	8
03:15	0	6	0	9	0	13	0	2	0	6	0	7
03:30	0	10	0	8	0	7	1	13	1	7	0	9
03:45	0	14	0	8	0	10	0	8	1	8	0	10
04:00	1	10	0	8	0	14	0	9	0	13	0	11
04:15	0	14	0	11	0	20	0	17	1	19	0	16
04:30	1	14	1	8	0	12	1	14	0	6	1	11
04:45	0	13	0	8	0	11	0	12	0	20	0	13
05:00	0	7	0	8	0	7	0	18	2	7	0	9
05:15	1	9	2	13	0	9	0	13	1	12	1	11
05:30	0	14	0	10	0	10	0	14	0	13	0	12
05:45	0	9	1	11	1	16	0	19	0	18	0	15
06:00	0	10	2	15	0	15	0	14	0	16	0	14
06:15	2	9	2	10	0	7	5	14	1	10	2	10
06:30	3	7	6	9	7	11	3	15	6	15	5	11
06:45	6	10	5	7	6	13	5	16	3	12	5	12
07:00	8	6	5	13	2	12	10	14	6	11	6	11
07:15	8	15	7	17	10	10	7	6	6	13	8	12
07:30	9	9	6	18	6	12	9	7	8	16	8	12
07:45	7	7	14	9	7	14	8	12	6	10	8	10
08:00	11	9	12	9	9	9	12	9	15	14	12	10
08:15	16	11	12	4	12	12	14	9	21	14	15	10
08:30	12	12	18	8	20	12	12	9	14	16	15	11
08:45	10	5	13	7	17	10	12	8	8	13	12	9
09:00	8	6	15	6	9	8	9	9	12	4	11	7
09:15	12	9	5	2	6	5	9	10	12	8	9	7
09:30	9	4	9	6	11	5	3	3	15	5	9	5
09:45	6	3	6	3	9	7	9	8	9	3	8	5
10:00	9	7	2	4	11	5	6	2	5	3	7	4
10:15	4	2	7	2	6	2	5	4	6	6	6	3
10:30	7	8	2	5	7	4	6	2	4	7	5	5
10:45	9	5	5	1	8	6	7	0	5	9	7	4
11:00	8	5	4	3	4	2	11	3	9	2	7	3
11:15	8	3	3	3	4	5	7	6	8	2	6	4
11:30	11	0	4	2	9	1	6	3	4	2	7	2
11:45	7	0	14	0	11	2	9	3	7	0	10	1
Totals	198	395	186	370	195	422	192	435	205	449	195	414
Day Total	593	556	617	627	654	609						
AM Pct	33.4%	33.5%	31.6%	30.6%	31.3%	32.0%						

AECOM

7:00-8:00 AM	32	32	25	34	26	30
7:15-8:15 AM	35	39	32	36	35	35
7:30-8:30 AM	43	44	34	43	50	43
7:45-8:45 AM	46	56	48	46	56	50
8:00-9:00 AM	49	55	58	50	58	54

4:00-5:00 PM	51	35	57	52	58	51
4:15-5:15 PM	48	35	50	61	52	49
4:30-5:30 PM	43	37	39	57	45	44
4:45-5:45 PM	43	39	37	57	52	46
5:00-6:00 PM	39	42	42	64	50	47

Client: AECOM
 File Number:
 Route: Yale St
 Location: Between Olmsted Rd & Stanford Ave

Site Ref: 09
 Direction: EB

Count Date	4/18/2022		4/19/2022		4/20/2022		4/21/2022		4/22/2022		Average	
	AM	PM	AM	PM	AM	PM	AM	PM	AM	PM	AM	PM
00:00	0	8	1	9	0	6	0	8	1	14	0	9
00:15	1	9	0	8	0	5	1	9	1	6	1	7
00:30	0	5	0	6	0	4	0	9	1	8	0	6
00:45	0	10	2	8	0	8	1	8	0	9	1	9
01:00	0	5	1	5	0	6	0	9	2	3	1	6
01:15	0	11	0	5	0	7	2	14	0	15	0	10
01:30	1	11	4	8	0	7	0	8	0	6	1	8
01:45	0	7	0	4	1	6	1	8	0	9	0	7
02:00	1	3	0	6	0	10	0	8	0	12	0	8
02:15	0	11	0	6	0	5	0	6	0	10	0	8
02:30	1	9	0	3	0	11	0	6	0	7	0	7
02:45	0	7	0	10	0	6	0	8	0	8	0	8
03:00	1	3	0	8	0	9	0	4	0	7	0	6
03:15	0	11	0	10	0	13	0	10	0	9	0	11
03:30	0	11	0	9	0	11	0	11	0	11	0	11
03:45	0	7	0	9	0	3	0	15	1	7	0	8
04:00	0	12	0	15	0	6	0	15	0	5	0	11
04:15	0	4	0	4	0	7	0	7	0	15	0	7
04:30	0	11	0	14	0	14	0	14	0	7	0	12
04:45	2	15	0	10	0	10	0	12	0	8	0	11
05:00	0	10	0	15	1	16	1	10	1	14	1	13
05:15	0	9	1	11	1	10	1	7	2	9	1	9
05:30	1	19	1	9	2	10	0	22	1	18	1	16
05:45	2	9	3	11	3	10	1	20	2	6	2	11
06:00	1	14	0	13	0	14	0	13	1	11	0	13
06:15	0	14	1	6	1	13	2	14	1	14	1	12
06:30	3	8	1	12	2	19	3	15	0	14	2	14
06:45	0	13	3	7	2	11	2	12	2	11	2	11
07:00	2	6	4	15	0	12	2	7	3	16	2	11
07:15	2	4	2	10	4	16	3	13	4	16	3	12
07:30	6	7	8	8	4	7	4	4	6	13	6	8
07:45	9	3	8	5	13	5	19	4	13	7	12	5
08:00	20	8	12	6	11	9	9	8	14	12	13	9
08:15	12	8	11	6	12	5	9	6	12	9	11	7
08:30	8	6	5	5	7	5	9	6	10	5	8	5
08:45	6	1	13	5	11	4	13	6	7	4	10	4
09:00	10	7	8	2	9	7	7	4	9	5	9	5
09:15	8	3	8	5	3	4	9	5	10	5	8	4
09:30	5	3	10	3	5	5	12	5	8	2	8	4
09:45	10	3	5	1	14	3	7	4	9	3	9	3
10:00	9	4	2	4	12	2	6	1	4	3	7	3
10:15	5	2	7	0	4	0	5	1	12	4	7	1
10:30	7	4	2	0	6	5	4	2	2	6	4	3
10:45	7	1	6	0	8	3	3	0	8	3	6	1
11:00	7	1	4	1	7	3	5	1	6	4	6	2
11:15	8	1	6	2	2	1	8	0	2	1	5	1
11:30	8	2	7	0	10	1	7	0	7	3	8	1
11:45	11	1	9	0	12	4	6	4	8	0	9	2
Totals	174	341	155	319	167	358	162	383	170	394	166	359
Day Total	515		474		525		545		564		525	
AM Pct	33.8%		32.7%		31.8%		29.7%		30.1%		31.6%	

AECOM

7:00-8:00 AM	19	22	21	28	26	23
7:15-8:15 AM	37	30	32	35	37	34
7:30-8:30 AM	47	39	40	41	45	42
7:45-8:45 AM	49	36	43	46	49	45
8:00-9:00 AM	46	41	41	40	43	42

4:00-5:00 PM	42	43	37	48	35	41
4:15-5:15 PM	40	43	47	43	44	43
4:30-5:30 PM	45	50	50	43	38	45
4:45-5:45 PM	53	45	46	51	49	49
5:00-6:00 PM	47	46	46	59	47	49

Client: AECOM
 File Number:
 Route: Wellesley St
 Location: Between Olmsted Rd & Stanford Ave

Site Ref: 10
 Direction: WB

Count Date	4/18/2022		4/19/2022		4/20/2022		4/21/2022		4/22/2022		Average	
	AM	PM	AM	PM	AM	PM	AM	PM	AM	PM	AM	PM
00:00	0	3	2	2	4	8	3	7	4	6	3	5
00:15	1	2	0	10	1	3	1	4	3	6	1	5
00:30	1	5	2	8	5	9	1	2	5	6	3	6
00:45	1	6	1	5	0	7	5	8	1	4	2	6
01:00	0	6	0	6	1	5	1	6	1	4	1	5
01:15	2	2	2	6	0	9	1	3	1	6	1	5
01:30	2	2	0	2	1	4	0	3	0	5	1	3
01:45	0	2	0	3	0	3	0	5	1	4	0	3
02:00	0	2	1	2	0	1	0	3	0	4	0	2
02:15	0	7	0	4	1	4	0	3	0	6	0	5
02:30	0	7	0	6	0	7	0	2	0	7	0	6
02:45	0	6	0	4	0	6	1	6	0	4	0	5
03:00	1	7	0	1	0	2	0	3	1	5	0	4
03:15	0	6	0	6	0	6	0	4	0	9	0	6
03:30	0	8	0	3	0	3	1	7	0	4	0	5
03:45	0	3	0	6	0	5	0	11	0	4	0	6
04:00	0	3	0	3	0	9	0	7	0	2	0	5
04:15	0	4	0	1	0	6	1	5	2	11	1	5
04:30	0	19	0	11	1	4	0	8	0	7	0	10
04:45	1	9	0	10	0	8	0	11	0	7	0	9
05:00	0	9	0	7	0	6	0	5	1	6	0	7
05:15	0	11	0	8	0	7	1	6	0	11	0	9
05:30	0	11	0	5	1	10	1	7	0	12	0	9
05:45	0	6	0	7	0	7	0	11	0	5	0	7
06:00	1	10	1	10	1	13	2	14	2	4	1	10
06:15	0	11	2	4	2	10	2	12	2	9	2	9
06:30	1	4	1	9	1	9	0	11	2	16	1	10
06:45	0	11	1	8	0	12	2	7	2	12	1	10
07:00	1	5	1	9	0	10	0	9	0	9	0	8
07:15	0	4	0	10	1	6	1	12	0	13	0	9
07:30	0	10	1	12	3	7	5	15	1	8	2	10
07:45	0	6	1	6	4	8	2	7	4	11	2	8
08:00	3	8	4	5	2	8	0	9	1	7	2	7
08:15	5	10	4	5	3	7	7	4	4	13	5	8
08:30	7	6	0	8	6	11	3	8	0	10	3	9
08:45	3	8	5	5	4	13	4	9	1	13	3	10
09:00	5	2	6	8	7	12	5	8	4	8	5	8
09:15	6	7	4	6	4	11	4	3	2	9	4	7
09:30	4	4	4	7	5	6	6	5	4	4	5	5
09:45	5	4	2	6	3	7	3	4	5	6	4	5
10:00	5	8	4	6	4	3	4	2	6	7	5	5
10:15	4	3	2	3	2	4	3	7	3	5	3	4
10:30	9	4	0	6	4	5	2	1	4	6	4	4
10:45	9	2	2	3	4	6	2	3	4	5	4	4
11:00	3	3	1	4	6	4	4	5	3	10	3	5
11:15	4	2	6	2	4	5	9	1	7	1	6	2
11:30	4	2	6	6	5	1	6	6	4	3	5	4
11:45	10	3	3	0	3	3	3	1	9	3	6	2
Totals	98	283	69	274	93	320	96	300	94	337	90	303
Day Total	381	343	413	396	431	393						
AM Pct	25.7%	20.1%	22.5%	24.2%	21.8%	22.9%						

AECOM

7:00-8:00 AM	1	3	8	8	5	5
7:15-8:15 AM	3	6	10	8	6	7
7:30-8:30 AM	8	10	12	14	10	11
7:45-8:45 AM	15	9	15	12	9	12
8:00-9:00 AM	18	13	15	14	6	13

4:00-5:00 PM	35	25	27	31	27	29
4:15-5:15 PM	41	29	24	29	31	31
4:30-5:30 PM	48	36	25	30	31	34
4:45-5:45 PM	40	30	31	29	36	33
5:00-6:00 PM	37	27	30	29	34	31

Client: AECOM
 File Number:
 Route: Wellesley St
 Location: Between Olmsted Rd & Stanford Ave

Site Ref: 10
 Direction: EB

Count Date	4/18/2022		4/19/2022		4/20/2022		4/21/2022		4/22/2022		Average	
	AM	PM	AM	PM	AM	PM	AM	PM	AM	PM	AM	PM
00:00	1	2	0	7	2	6	2	6	3	6	2	5
00:15	0	3	1	3	1	4	1	7	2	6	1	5
00:30	0	5	1	2	3	5	3	4	3	6	2	4
00:45	0	7	0	4	0	2	1	5	3	8	1	5
01:00	1	6	0	7	1	7	0	7	2	8	1	7
01:15	2	4	2	5	0	9	0	6	1	4	1	6
01:30	1	5	1	7	0	3	0	5	0	6	0	5
01:45	0	6	0	4	0	3	0	3	0	1	0	3
02:00	0	4	0	3	0	5	0	8	0	6	0	5
02:15	1	2	0	6	0	2	1	6	0	6	0	4
02:30	0	6	0	5	0	4	0	3	0	8	0	5
02:45	0	6	0	3	0	5	0	5	0	8	0	5
03:00	0	2	0	7	0	2	0	7	0	4	0	4
03:15	0	8	0	10	0	7	0	9	0	9	0	9
03:30	0	11	0	3	0	3	0	3	1	3	0	5
03:45	0	4	0	6	0	3	0	4	0	5	0	4
04:00	0	3	0	8	0	7	0	8	0	7	0	7
04:15	0	9	0	8	0	5	1	8	1	3	0	7
04:30	0	9	0	8	2	9	0	10	0	8	0	9
04:45	1	8	0	7	0	5	1	7	0	3	0	6
05:00	0	10	0	4	0	9	1	8	1	7	0	8
05:15	1	7	1	9	2	13	1	8	2	12	1	10
05:30	0	9	0	6	0	12	1	3	0	11	0	8
05:45	1	11	1	9	0	9	0	13	0	11	0	11
06:00	0	12	1	5	1	12	1	11	1	14	1	11
06:15	2	6	0	8	2	9	0	17	1	9	1	10
06:30	0	8	1	8	5	17	2	7	4	20	2	12
06:45	2	7	2	9	1	12	1	12	1	15	1	11
07:00	1	8	2	15	1	9	6	14	0	8	2	11
07:15	0	4	4	13	5	10	3	8	7	17	4	10
07:30	5	4	6	10	4	9	4	7	4	15	5	9
07:45	7	11	5	12	6	8	5	7	6	11	6	10
08:00	6	7	7	5	6	6	4	13	2	10	5	8
08:15	8	7	3	7	4	11	7	5	1	10	5	8
08:30	10	3	4	2	10	4	4	4	4	6	6	4
08:45	6	6	5	2	7	6	5	3	6	9	6	5
09:00	11	3	3	6	8	5	7	4	4	8	7	5
09:15	3	5	4	7	4	4	2	6	8	1	4	5
09:30	6	0	4	3	3	6	3	10	4	5	4	5
09:45	7	1	8	2	4	1	6	1	2	6	5	2
10:00	3	2	3	5	4	2	4	2	5	2	4	3
10:15	1	3	6	1	2	3	3	5	4	1	3	3
10:30	4	3	3	4	6	2	8	3	3	3	5	3
10:45	5	2	2	2	4	4	2	2	6	5	4	3
11:00	6	1	2	2	0	2	3	2	8	3	4	2
11:15	8	1	6	2	2	2	8	1	5	2	6	2
11:30	9	1	4	6	5	5	5	2	5	4	6	4
11:45	4	1	8	0	6	4	7	2	4	5	6	2
Totals	123	253	100	277	111	292	113	301	114	345	112	294
Day Total	376		377		403		414		459		406	
AM Pct	32.7%		26.5%		27.5%		27.3%		24.8%		27.6%	

AECOM

7:00-8:00 AM	13	17	16	18	17	16
7:15-8:15 AM	18	22	21	16	19	19
7:30-8:30 AM	26	21	20	20	13	20
7:45-8:45 AM	31	19	26	20	13	22
8:00-9:00 AM	30	19	27	20	13	22

4:00-5:00 PM	29	31	26	33	21	28
4:15-5:15 PM	36	27	28	33	21	29
4:30-5:30 PM	34	28	36	33	30	32
4:45-5:45 PM	34	26	39	26	33	32
5:00-6:00 PM	37	28	43	32	41	36

Client: AECOM
 File Number:
 Route: Oberlin St
 Location: Between Olmsted Rd & Stanford Ave

Site Ref: 11
 Direction: WB

Count Date	4/18/2022		4/19/2022		4/20/2022		4/21/2022		4/22/2022		Average	
	AM	PM	AM	PM	AM	PM	AM	PM	AM	PM	AM	PM
00:00	0	7	1	4	0	0	0	2	0	6	0	4
00:15	0	4	3	0	1	3	1	1	0	3	1	2
00:30	0	0	0	2	1	2	2	1	0	8	1	3
00:45	0	2	0	7	1	5	0	3	2	3	1	4
01:00	0	4	0	6	1	3	1	2	0	0	0	3
01:15	2	2	0	2	0	6	1	3	1	4	1	3
01:30	2	3	1	3	0	7	0	3	1	5	1	4
01:45	0	3	0	1	0	6	0	3	0	2	0	3
02:00	0	3	2	5	0	1	0	7	0	7	0	5
02:15	0	9	1	11	0	1	0	5	0	10	0	7
02:30	0	3	0	6	0	6	0	12	0	5	0	6
02:45	0	10	0	5	0	2	0	5	0	12	0	7
03:00	0	3	0	1	0	4	0	5	0	4	0	3
03:15	0	1	0	4	2	1	0	4	0	6	0	3
03:30	0	2	0	3	1	4	0	3	0	6	0	4
03:45	0	3	0	3	0	2	0	4	0	6	0	4
04:00	0	4	0	2	0	6	0	1	0	7	0	4
04:15	0	3	0	2	0	5	0	0	0	6	0	3
04:30	0	1	0	1	0	6	0	9	0	4	0	4
04:45	0	5	0	1	0	3	0	5	0	4	0	4
05:00	0	8	0	3	1	5	0	2	0	3	0	4
05:15	0	3	0	3	0	7	0	8	0	3	0	5
05:30	3	4	1	7	1	4	1	5	1	2	1	4
05:45	1	9	3	6	4	7	4	9	3	4	3	7
06:00	1	3	1	6	0	3	0	3	2	8	1	5
06:15	1	4	1	4	1	5	0	8	1	9	1	6
06:30	3	8	3	9	3	2	4	4	3	3	3	5
06:45	1	4	2	3	1	3	1	5	2	7	1	4
07:00	3	4	5	7	3	1	3	4	6	1	4	3
07:15	2	6	2	1	3	6	1	4	0	6	2	5
07:30	1	0	2	1	2	4	0	5	3	4	2	3
07:45	24	2	20	2	24	1	21	4	27	3	23	2
08:00	40	6	42	3	42	2	46	2	43	6	43	4
08:15	10	2	3	2	7	5	7	4	3	6	6	4
08:30	6	3	8	4	1	3	4	1	7	3	5	3
08:45	9	5	4	2	3	5	1	4	6	3	5	4
09:00	3	1	6	3	3	2	10	3	1	3	5	2
09:15	8	4	5	0	11	1	4	5	5	1	7	2
09:30	5	1	4	1	2	3	3	1	4	0	4	1
09:45	5	1	0	2	1	1	2	1	1	3	2	2
10:00	1	4	3	6	2	6	0	2	2	2	2	4
10:15	1	4	0	1	4	1	1	1	1	5	1	2
10:30	0	1	4	0	3	2	0	4	3	2	2	2
10:45	2	1	4	2	4	1	2	2	0	2	2	2
11:00	3	0	3	1	4	1	6	0	4	2	4	1
11:15	6	2	1	2	4	0	1	0	0	2	2	1
11:30	3	0	6	1	0	1	1	2	1	1	2	1
11:45	3	0	1	1	1	2	2	1	2	1	2	1
Totals	149	162	142	152	142	157	130	172	135	203	140	169
Day Total	311		294		299		302		338		309	
AM Pct	47.9%		48.3%		47.5%		43.0%		39.9%		45.2%	

AECOM

7:00-8:00 AM	30	29	32	25	36	30
7:15-8:15 AM	67	66	71	68	73	69
7:30-8:30 AM	75	67	75	74	76	73
7:45-8:45 AM	80	73	74	78	80	77
8:00-9:00 AM	65	57	53	58	59	58

4:00-5:00 PM	13	6	20	15	21	15
4:15-5:15 PM	17	7	19	16	17	15
4:30-5:30 PM	17	8	21	24	14	17
4:45-5:45 PM	20	14	19	20	12	17
5:00-6:00 PM	24	19	23	24	12	20

Client: AECOM
 File Number:
 Route: Oberlin St
 Location: Between Olmsted Rd & Stanford Ave

Site Ref: 11
 Direction: EB

Count Date	4/18/2022		4/19/2022		4/20/2022		4/21/2022		4/22/2022		Average	
	AM	PM	AM	PM	AM	PM	AM	PM	AM	PM	AM	PM
00:00	1	6	0	2	0	8	3	4	0	5	1	5
00:15	0	3	0	2	0	1	1	3	0	2	0	2
00:30	0	4	0	2	1	6	0	3	1	4	0	4
00:45	0	4	0	3	0	2	2	4	0	4	0	3
01:00	0	4	0	4	2	6	0	2	0	6	0	4
01:15	0	1	0	1	0	5	0	7	1	3	0	3
01:30	0	4	0	5	0	8	0	1	1	2	0	4
01:45	0	1	0	2	0	3	0	2	0	5	0	3
02:00	0	3	0	2	0	3	0	6	0	0	0	3
02:15	0	7	0	0	0	2	0	4	0	5	0	4
02:30	0	3	0	3	0	4	0	5	0	4	0	4
02:45	0	8	0	6	0	3	0	8	0	3	0	6
03:00	0	6	0	6	0	5	0	3	0	7	0	5
03:15	0	6	0	2	0	4	0	7	0	7	0	5
03:30	0	6	0	1	0	3	1	1	0	6	0	3
03:45	0	5	0	2	0	6	0	7	0	6	0	5
04:00	0	7	0	5	1	5	0	6	0	8	0	6
04:15	0	5	0	8	0	6	0	4	0	7	0	6
04:30	0	9	0	5	0	6	0	4	0	9	0	7
04:45	0	4	0	4	0	5	0	6	0	6	0	5
05:00	0	10	0	7	0	10	0	8	0	4	0	8
05:15	0	6	0	5	0	4	0	6	0	14	0	7
05:30	1	5	0	7	0	9	0	9	0	5	0	7
05:45	0	6	1	5	1	13	0	9	0	10	0	9
06:00	0	8	1	10	0	6	0	8	0	11	0	9
06:15	0	3	2	3	0	7	1	8	0	4	1	5
06:30	1	5	3	8	2	6	0	6	0	5	1	6
06:45	1	7	0	5	2	5	0	10	0	8	1	7
07:00	0	4	2	2	1	5	2	4	2	3	1	4
07:15	2	6	1	5	2	1	1	13	2	6	2	6
07:30	2	3	2	5	1	1	5	6	4	2	3	3
07:45	2	5	3	1	6	11	5	6	3	4	4	5
08:00	11	1	4	5	7	0	8	3	10	3	8	2
08:15	4	4	5	0	6	4	3	4	5	2	5	3
08:30	6	1	5	4	6	1	4	1	3	5	5	2
08:45	4	2	4	3	5	2	3	5	5	3	4	3
09:00	3	0	3	2	4	1	5	3	3	3	4	2
09:15	4	1	1	2	7	3	2	3	3	1	3	2
09:30	5	1	6	1	6	1	3	0	6	1	5	1
09:45	4	0	2	1	4	1	5	0	4	1	4	1
10:00	13	3	6	0	3	2	5	2	5	1	6	2
10:15	3	1	1	1	2	1	1	0	2	2	2	1
10:30	1	1	3	2	0	0	2	3	2	0	2	1
10:45	2	1	3	0	4	1	4	2	3	2	3	1
11:00	2	2	1	1	6	1	1	0	3	2	3	1
11:15	4	1	3	0	3	0	3	0	1	0	3	0
11:30	3	0	6	1	2	0	2	0	5	1	4	0
11:45	5	0	5	0	1	1	3	0	5	1	4	0
Totals	84	183	73	151	85	188	75	206	79	203	79	186
Day Total	267		224		273		281		282		265	
AM Pct	31.5%		32.6%		31.1%		26.7%		28.0%		29.8%	

AECOM

7:00-8:00 AM	6	8	10	13	11	10
7:15-8:15 AM	17	10	16	19	19	16
7:30-8:30 AM	19	14	20	21	22	19
7:45-8:45 AM	23	17	25	20	21	21
8:00-9:00 AM	25	18	24	18	23	22

4:00-5:00 PM	25	22	22	20	30	24
4:15-5:15 PM	28	24	27	22	26	25
4:30-5:30 PM	29	21	25	24	33	26
4:45-5:45 PM	25	23	28	29	29	27
5:00-6:00 PM	27	24	36	32	33	30

Client: AECOM
 File Number:
 Route: Olmsted Rd
 Location: North of Escondido Rd

Site Ref: 12
 Direction: NB

Count Date	4/18/2022		4/19/2022		4/20/2022		4/21/2022		4/22/2022		Average	
	AM	PM	AM	PM	AM	PM	AM	PM	AM	PM	AM	PM
00:00	0	1	1	3	0	2	1	2	0	1	0	2
00:15	0	2	0	2	0	3	0	2	0	1	0	2
00:30	0	1	0	1	0	2	0	2	0	3	0	2
00:45	0	1	0	3	0	5	0	1	1	0	0	2
01:00	0	1	0	3	0	7	0	3	0	2	0	3
01:15	0	2	0	3	0	6	0	2	0	0	0	3
01:30	0	1	0	1	0	12	0	1	0	2	0	3
01:45	0	2	0	3	0	2	0	3	0	4	0	3
02:00	0	2	0	2	0	2	0	4	0	0	0	2
02:15	0	7	0	9	0	2	0	10	0	5	0	7
02:30	0	3	0	4	0	0	1	10	0	9	0	5
02:45	0	8	0	7	0	6	0	4	0	5	0	6
03:00	0	1	0	1	1	2	0	1	0	0	0	1
03:15	0	0	0	2	0	2	0	0	0	0	0	1
03:30	0	3	0	0	0	4	0	1	0	3	0	2
03:45	0	2	0	3	0	3	0	1	0	4	0	3
04:00	0	2	0	7	0	3	0	6	0	2	0	4
04:15	0	3	0	1	0	4	0	1	0	1	0	2
04:30	0	3	0	7	0	1	0	2	0	2	0	3
04:45	1	2	0	3	0	0	0	3	0	1	0	2
05:00	0	4	0	4	0	5	0	7	0	4	0	5
05:15	0	4	0	4	0	6	1	9	0	3	0	5
05:30	0	4	0	7	0	10	0	21	0	4	0	9
05:45	0	4	1	5	1	6	0	8	1	6	1	6
06:00	1	4	0	2	3	6	3	3	1	5	2	4
06:15	6	1	5	4	3	5	5	3	2	1	4	3
06:30	1	1	2	1	4	2	7	5	8	2	4	2
06:45	2	4	3	1	4	2	0	3	1	2	2	2
07:00	1	0	3	3	1	1	2	3	2	2	2	2
07:15	3	0	0	2	0	1	2	3	2	0	1	1
07:30	5	1	8	1	8	1	7	2	0	0	6	1
07:45	3	0	4	3	4	1	6	2	4	6	4	2
08:00	21	1	18	5	22	1	21	2	19	0	20	2
08:15	2	3	1	1	2	0	7	2	6	0	4	1
08:30	3	0	1	0	1	0	2	0	2	0	2	0
08:45	0	1	3	1	2	0	1	1	4	0	2	1
09:00	2	0	3	0	3	0	4	4	3	2	3	1
09:15	2	1	4	0	3	0	4	0	1	0	3	0
09:30	1	0	1	0	0	0	1	0	2	0	1	0
09:45	0	1	1	0	3	0	3	0	0	0	1	0
10:00	2	0	0	0	0	0	1	0	0	0	1	0
10:15	0	0	4	1	0	0	0	1	0	1	1	1
10:30	1	0	2	0	2	0	1	0	0	0	1	0
10:45	1	2	0	0	1	0	0	0	2	0	1	0
11:00	1	0	1	0	0	0	1	1	2	0	1	0
11:15	3	0	0	0	5	1	4	0	1	0	3	0
11:30	3	0	4	0	1	1	2	0	0	0	2	0
11:45	1	0	1	0	1	0	3	0	3	0	2	0
Totals	66	83	71	110	75	117	90	139	67	83	74	106
Day Total	149		181		192		229		150		180	
AM Pct	44.3%		39.2%		39.1%		39.3%		44.7%		41.0%	

AECOM

7:00-8:00 AM	12	15	13	17	8	13
7:15-8:15 AM	32	30	34	36	25	31
7:30-8:30 AM	31	31	36	41	29	34
7:45-8:45 AM	29	24	29	36	31	30
8:00-9:00 AM	26	23	27	31	31	28

4:00-5:00 PM	10	18	8	12	6	11
4:15-5:15 PM	12	15	10	13	8	12
4:30-5:30 PM	13	18	12	21	10	15
4:45-5:45 PM	14	18	21	40	12	21
5:00-6:00 PM	16	20	27	45	17	25

Client: AECOM
 File Number:
 Route: Olmsted Rd
 Location: North of Escondido Rd

Site Ref: 12
 Direction: SB

Count Date	4/18/2022		4/19/2022		4/20/2022		4/21/2022		4/22/2022		Average	
	AM	PM	AM	PM	AM	PM	AM	PM	AM	PM	AM	PM
00:00	0	2	0	3	0	9	0	3	0	2	0	4
00:15	0	3	0	5	0	3	0	1	0	3	0	3
00:30	0	1	1	3	0	2	0	2	0	4	0	2
00:45	0	3	1	1	0	4	0	1	0	1	0	2
01:00	0	0	0	2	0	8	0	3	0	0	0	3
01:15	0	3	0	6	1	6	0	1	0	1	0	3
01:30	0	1	0	1	1	9	0	2	0	0	0	3
01:45	1	1	0	2	0	4	0	3	0	3	0	3
02:00	0	4	0	3	0	1	0	3	0	2	0	3
02:15	0	14	0	8	0	3	0	9	0	4	0	8
02:30	0	4	0	2	0	4	0	11	0	9	0	6
02:45	0	7	0	7	0	8	0	7	0	7	0	7
03:00	0	7	0	8	0	11	0	9	0	8	0	9
03:15	0	5	0	6	1	7	1	5	0	7	0	6
03:30	0	5	0	10	0	2	0	6	0	5	0	6
03:45	0	0	0	2	0	2	0	3	0	1	0	2
04:00	0	4	0	4	0	6	0	5	1	4	0	5
04:15	0	6	0	2	0	4	0	4	0	6	0	4
04:30	0	1	0	2	0	7	0	2	0	6	0	4
04:45	1	3	0	4	0	2	0	3	0	2	0	3
05:00	0	6	0	2	0	4	0	6	0	2	0	4
05:15	1	5	0	3	1	9	2	7	0	3	1	5
05:30	0	1	0	4	0	1	0	3	0	2	0	2
05:45	0	3	0	2	1	4	1	7	0	6	0	4
06:00	0	2	1	5	1	5	1	7	0	6	1	5
06:15	1	3	2	0	1	2	2	4	2	3	2	2
06:30	0	1	0	1	0	0	1	3	1	0	0	1
06:45	1	0	2	1	0	1	0	4	1	0	1	1
07:00	0	1	0	0	1	0	0	4	0	0	0	1
07:15	0	0	0	2	3	0	1	6	1	0	1	2
07:30	1	1	2	1	1	3	2	5	0	2	1	2
07:45	26	1	22	1	21	2	27	2	28	1	25	1
08:00	42	2	45	4	49	0	48	4	36	2	44	2
08:15	8	0	4	2	4	0	6	2	8	1	6	1
08:30	3	0	4	0	5	1	5	0	5	1	4	0
08:45	4	2	8	0	6	1	0	1	7	1	5	1
09:00	2	1	7	1	5	2	4	1	2	1	4	1
09:15	5	1	6	0	6	0	5	1	2	0	5	0
09:30	4	0	4	0	4	0	3	1	2	1	3	0
09:45	3	0	0	0	1	1	2	0	1	0	1	0
10:00	1	0	2	2	2	2	2	0	2	0	2	1
10:15	0	0	2	0	1	0	0	1	1	1	1	0
10:30	0	0	0	1	3	0	0	0	0	1	1	0
10:45	2	0	3	0	2	1	1	1	3	0	2	0
11:00	0	0	3	0	3	1	2	0	4	0	2	0
11:15	4	0	2	1	2	0	1	0	1	0	2	0
11:30	1	0	4	0	0	1	2	0	0	1	1	0
11:45	2	0	2	0	3	0	6	0	3	0	3	0
Totals	113	104	127	114	129	143	125	153	111	110	121	125
Day Total	217		241		272		278		221		246	
AM Pct	52.1%		52.7%		47.4%		45.0%		50.2%		49.2%	

AECOM

7:00-8:00 AM	27	24	26	30	29	27
7:15-8:15 AM	69	69	74	78	65	71
7:30-8:30 AM	77	73	75	83	72	76
7:45-8:45 AM	79	75	79	86	77	79
8:00-9:00 AM	57	61	64	59	56	59

4:00-5:00 PM	14	12	19	14	18	15
4:15-5:15 PM	16	10	17	15	16	15
4:30-5:30 PM	15	11	22	18	13	16
4:45-5:45 PM	15	13	16	19	9	14
5:00-6:00 PM	15	11	18	23	13	16

Client: AECOM
 File Number:
 Route: Bowdoin St
 Location: Between Stanford Ave & Pine Hill Rd

Site Ref: 13
 Direction: WB

Count Date	4/18/2022		4/19/2022		4/20/2022		4/21/2022		4/22/2022		Average	
	AM	PM	AM	PM	AM	PM	AM	PM	AM	PM	AM	PM
00:00	8	47	6	56	8	62	12	49	5	44	8	52
00:15	9	51	4	30	4	42	2	36	12	29	6	38
00:30	7	41	0	41	6	40	4	38	8	40	5	40
00:45	5	47	0	51	2	58	3	42	7	52	3	50
01:00	3	54	4	57	5	34	6	44	1	58	4	49
01:15	4	50	2	46	4	49	3	48	7	48	4	48
01:30	1	52	1	35	3	46	2	37	6	37	3	41
01:45	1	49	1	35	0	52	1	33	7	42	2	42
02:00	0	36	2	31	1	29	1	43	3	42	1	36
02:15	2	31	1	29	0	36	3	31	0	55	1	36
02:30	0	54	1	37	2	39	1	43	1	60	1	47
02:45	2	36	1	58	3	40	2	48	1	51	2	47
03:00	1	33	1	58	0	46	2	42	3	44	1	45
03:15	1	59	0	43	2	51	2	28	2	53	1	47
03:30	0	39	1	34	0	42	1	46	1	47	1	42
03:45	2	45	1	53	3	50	0	63	1	57	1	54
04:00	5	60	4	36	5	53	3	50	2	50	4	50
04:15	5	45	9	37	6	52	4	50	5	51	6	47
04:30	6	40	8	44	4	35	4	40	6	37	6	39
04:45	4	38	2	51	7	43	8	52	9	64	6	50
05:00	8	52	11	51	15	56	11	52	10	61	11	54
05:15	10	45	14	54	10	41	15	43	13	67	12	50
05:30	20	62	22	53	23	74	21	60	15	69	20	64
05:45	54	70	63	52	57	70	64	57	48	54	57	61
06:00	35	41	42	54	38	47	35	61	39	61	38	53
06:15	25	45	33	44	30	50	26	50	30	65	29	51
06:30	32	35	38	39	38	56	30	31	33	51	34	42
06:45	36	35	49	39	34	43	40	74	48	43	41	47
07:00	23	32	39	46	33	45	54	48	31	43	36	43
07:15	58	42	64	55	58	35	57	42	55	45	58	44
07:30	79	39	73	29	73	30	71	38	69	45	73	36
07:45	73	36	80	32	78	35	70	33	72	46	75	36
08:00	92	34	108	40	102	46	109	40	107	55	104	43
08:15	76	28	82	36	73	34	102	35	61	51	79	37
08:30	74	28	101	38	112	25	92	38	82	43	92	34
08:45	81	15	117	27	93	36	93	26	75	47	92	30
09:00	67	16	69	33	97	31	83	23	65	26	76	26
09:15	59	20	64	33	71	16	75	16	57	38	65	25
09:30	71	22	65	16	62	25	67	20	66	34	66	23
09:45	59	16	58	18	61	21	44	20	42	24	53	20
10:00	46	17	43	19	47	27	42	15	42	21	44	20
10:15	40	8	44	14	46	16	40	12	44	24	43	15
10:30	34	12	37	6	37	15	45	13	42	16	39	12
10:45	50	12	73	3	56	13	62	13	55	22	59	13
11:00	46	12	44	7	43	8	44	11	46	15	45	11
11:15	45	6	44	7	51	10	56	7	48	13	49	9
11:30	51	5	48	10	39	8	33	6	47	15	44	9
11:45	55	3	54	4	45	5	37	12	56	7	49	6
Totals	1465	1695	1628	1721	1587	1817	1582	1759	1485	2062	1549	1811
Day Total	3160		3349		3404		3341		3547		3360	
AM Pct	46.4%		48.6%		46.6%		47.4%		41.9%		46.1%	

AECOM

7:00-8:00 AM	233	256	242	252	227	242
7:15-8:15 AM	302	325	311	307	303	310
7:30-8:30 AM	320	343	326	352	309	330
7:45-8:45 AM	315	371	365	373	322	349
8:00-9:00 AM	323	408	380	396	325	366

4:00-5:00 PM	183	168	183	192	202	186
4:15-5:15 PM	175	183	186	194	213	190
4:30-5:30 PM	175	200	175	187	229	193
4:45-5:45 PM	197	209	214	207	261	218
5:00-6:00 PM	229	210	241	212	251	229

Client: AECOM
 File Number:
 Route: Bowdoin St
 Location: Between Stanford Ave & Pine Hill Rd

Site Ref: 13
 Direction: EB

Count Date	4/18/2022		4/19/2022		4/20/2022		4/21/2022		4/22/2022		Average	
	AM	PM	AM	PM	AM	PM	AM	PM	AM	PM	AM	PM
00:00	5	35	5	34	10	37	3	33	9	43	6	36
00:15	7	42	7	37	7	52	8	31	7	53	7	43
00:30	7	28	7	48	5	35	9	31	11	44	8	37
00:45	3	49	6	34	2	36	3	43	8	54	4	43
01:00	1	46	0	57	3	38	4	39	4	57	2	47
01:15	3	58	2	52	3	46	4	43	3	64	3	53
01:30	1	51	1	45	6	67	5	45	5	52	4	52
01:45	2	39	2	44	3	46	1	47	5	52	3	46
02:00	1	56	2	48	2	46	0	45	0	64	1	52
02:15	5	58	4	60	1	63	1	81	2	65	3	65
02:30	1	100	5	92	4	101	6	92	5	114	4	100
02:45	4	62	3	78	5	92	5	67	3	77	4	75
03:00	1	68	1	77	1	67	2	59	0	78	1	70
03:15	2	75	1	97	1	94	0	92	1	80	1	88
03:30	2	81	1	86	1	90	1	64	0	79	1	80
03:45	0	50	0	72	1	74	2	65	2	72	1	67
04:00	1	64	0	87	1	76	0	64	1	82	1	75
04:15	1	81	3	107	2	88	1	104	4	72	2	90
04:30	0	88	2	82	2	102	0	91	2	85	1	90
04:45	1	96	0	91	2	98	0	87	1	74	1	89
05:00	1	87	1	95	3	120	0	135	1	103	1	108
05:15	5	106	5	103	5	118	5	89	1	99	4	103
05:30	6	96	7	86	6	96	4	129	4	82	5	98
05:45	4	68	4	87	4	83	7	101	4	98	5	87
06:00	7	93	7	77	8	93	4	119	5	80	6	92
06:15	7	66	5	82	5	88	5	89	7	81	6	81
06:30	6	66	8	55	9	73	4	75	5	63	6	66
06:45	9	61	9	45	6	65	12	77	19	62	11	62
07:00	11	47	20	51	20	50	11	55	14	65	15	54
07:15	17	47	20	50	17	54	20	47	14	52	18	50
07:30	15	43	21	58	25	45	19	47	17	58	19	50
07:45	32	35	40	49	36	32	42	42	42	55	38	43
08:00	39	25	37	49	51	47	47	38	47	40	44	40
08:15	32	31	36	33	33	39	42	31	19	56	32	38
08:30	34	37	32	35	35	33	25	29	39	30	33	33
08:45	36	29	27	41	34	19	37	22	27	46	32	31
09:00	40	19	23	35	34	36	26	37	22	34	29	32
09:15	33	21	26	38	34	30	11	34	16	22	24	29
09:30	24	21	27	28	33	27	18	32	17	27	24	27
09:45	38	25	33	21	37	21	29	26	38	22	35	23
10:00	32	14	27	18	19	25	24	27	33	24	27	22
10:15	31	29	16	18	36	17	28	27	22	23	27	23
10:30	26	15	26	14	20	24	28	23	24	27	25	21
10:45	27	16	27	13	21	22	28	17	38	25	28	19
11:00	31	7	32	10	33	15	36	13	31	19	33	13
11:15	34	12	33	6	31	10	37	7	36	16	34	10
11:30	31	6	34	4	39	8	44	17	46	10	39	9
11:45	26	5	39	8	35	6	39	7	33	11	34	7
Totals	682	2354	674	2537	731	2644	687	2615	694	2691	694	2568
Day Total	3036		3211		3375		3302		3385		3262	
AM Pct	22.5%		21.0%		21.7%		20.8%		20.5%		21.3%	

AECOM

7:00-8:00 AM	75	101	98	92	87	91
7:15-8:15 AM	103	118	129	128	120	120
7:30-8:30 AM	118	134	145	150	125	134
7:45-8:45 AM	137	145	155	156	147	148
8:00-9:00 AM	141	132	153	151	132	142

4:00-5:00 PM	329	367	364	346	313	344
4:15-5:15 PM	352	375	408	417	334	377
4:30-5:30 PM	377	371	438	402	361	390
4:45-5:45 PM	385	375	432	440	358	398
5:00-6:00 PM	357	371	417	454	382	396

Client: AECOM
 File Number:
 Route: Raimundo Way
 Location: Between Stanford Ave & Pine Hill Rd

Site Ref: 14
 Direction: WB

Count Date	4/18/2022		4/19/2022		4/20/2022		4/21/2022		4/22/2022		Average	
	AM	PM	AM	PM	AM	PM	AM	PM	AM	PM	AM	PM
00:00	0	16	1	13	1	11	1	11	0	8	1	12
00:15	0	11	0	12	0	4	1	12	0	9	0	10
00:30	0	13	0	14	0	8	0	6	2	11	0	10
00:45	1	7	0	9	0	11	0	12	0	12	0	10
01:00	0	9	0	13	0	8	1	8	0	12	0	10
01:15	0	15	0	9	0	19	1	9	0	14	0	13
01:30	0	10	0	10	0	10	0	16	4	16	1	12
01:45	1	12	0	21	0	12	0	7	0	11	0	13
02:00	0	16	0	8	0	9	0	6	0	19	0	12
02:15	0	8	0	4	0	5	0	7	0	11	0	7
02:30	0	13	0	13	0	20	0	18	0	17	0	16
02:45	1	17	0	12	0	13	1	18	0	6	0	13
03:00	0	14	0	12	0	16	0	8	0	13	0	13
03:15	0	5	0	9	0	7	0	17	0	17	0	11
03:30	0	7	1	14	0	17	0	17	0	26	0	16
03:45	0	18	0	9	0	18	0	11	0	16	0	14
04:00	1	22	0	18	0	16	0	21	0	10	0	17
04:15	0	15	0	11	0	16	0	17	0	12	0	14
04:30	1	7	0	14	1	12	0	18	0	16	0	13
04:45	0	8	0	13	0	24	0	10	0	9	0	13
05:00	0	8	0	9	0	13	0	13	0	6	0	10
05:15	0	9	0	11	0	11	0	5	0	11	0	9
05:30	0	9	0	9	1	12	0	12	0	14	0	11
05:45	1	13	1	7	1	18	1	5	1	11	1	11
06:00	1	11	3	17	2	14	0	9	0	12	1	13
06:15	5	12	3	9	1	11	3	9	2	11	3	10
06:30	1	11	4	9	3	9	4	4	4	9	3	8
06:45	4	7	4	6	3	12	4	15	4	11	4	10
07:00	7	6	7	11	4	7	5	12	2	11	5	9
07:15	6	9	3	12	9	6	7	10	7	3	6	8
07:30	13	5	9	6	17	7	9	4	8	8	11	6
07:45	14	3	12	13	15	5	21	8	10	11	14	8
08:00	21	5	23	6	19	10	17	7	17	6	19	7
08:15	10	8	10	7	18	5	14	6	10	8	12	7
08:30	21	4	17	5	17	3	13	8	15	3	17	5
08:45	16	7	18	3	14	7	16	4	15	4	16	5
09:00	10	6	14	3	16	5	16	5	12	3	14	4
09:15	5	5	10	4	12	5	12	4	15	6	11	5
09:30	8	4	16	5	15	2	4	3	18	6	12	4
09:45	10	1	8	3	13	1	14	8	20	4	13	3
10:00	13	4	6	2	12	3	12	2	11	2	11	3
10:15	9	2	11	0	6	0	10	3	9	5	9	2
10:30	9	2	13	3	9	2	10	2	9	8	10	3
10:45	15	1	12	1	12	4	14	2	8	1	12	2
11:00	8	1	6	3	10	3	12	3	15	2	10	2
11:15	8	0	9	1	13	1	12	0	12	1	11	1
11:30	11	0	10	0	2	0	12	1	9	3	9	1
11:45	15	0	11	3	7	2	10	1	14	1	11	1
Totals	246	396	242	406	253	434	257	414	253	446	250	419
Day Total	642		648		687		671		699		669	
AM Pct	38.3%		37.3%		36.8%		38.3%		36.2%		37.4%	

AECOM

7:00-8:00 AM	40	31	45	42	27	37
7:15-8:15 AM	54	47	60	54	42	51
7:30-8:30 AM	58	54	69	61	45	57
7:45-8:45 AM	66	62	69	65	52	63
8:00-9:00 AM	68	68	68	60	57	64

4:00-5:00 PM	52	56	68	66	47	58
4:15-5:15 PM	38	47	65	58	43	50
4:30-5:30 PM	32	47	60	46	42	45
4:45-5:45 PM	34	42	60	40	40	43
5:00-6:00 PM	39	36	54	35	42	41

Client: AECOM
 File Number:
 Route: Raimundo Way
 Location: Between Stanford Ave & Pine Hill Rd

Site Ref: 14
 Direction: EB

Count Date	4/18/2022		4/19/2022		4/20/2022		4/21/2022		4/22/2022		Average	
	AM	PM	AM	PM	AM	PM	AM	PM	AM	PM	AM	PM
00:00	1	10	0	9	1	9	0	14	0	22	0	13
00:15	0	8	0	8	0	21	0	13	2	16	0	13
00:30	2	16	0	11	0	14	0	9	0	14	0	13
00:45	0	12	0	7	1	4	0	12	0	13	0	10
01:00	1	11	0	14	0	10	1	12	0	18	0	13
01:15	0	15	0	5	0	6	0	7	0	14	0	9
01:30	0	14	0	7	0	16	0	13	0	17	0	13
01:45	0	16	0	11	1	8	0	20	0	11	0	13
02:00	1	13	1	17	2	14	1	9	1	12	1	13
02:15	0	17	0	19	0	12	0	15	0	15	0	16
02:30	2	19	2	12	3	17	2	13	2	18	2	16
02:45	0	9	0	12	0	12	0	12	0	14	0	12
03:00	0	10	0	22	0	24	0	21	0	8	0	17
03:15	0	18	0	21	0	15	0	11	0	19	0	17
03:30	0	10	0	11	0	21	0	13	0	25	0	16
03:45	0	14	0	18	0	18	0	17	0	18	0	17
04:00	0	16	0	16	0	14	0	18	0	29	0	19
04:15	0	24	0	19	1	14	0	24	1	20	0	20
04:30	1	10	1	20	0	19	1	17	0	19	1	17
04:45	0	20	0	8	0	10	0	12	0	17	0	13
05:00	1	19	1	14	0	19	0	19	0	12	0	17
05:15	0	24	0	17	0	18	1	22	0	13	0	19
05:30	0	11	0	18	1	20	0	19	0	14	0	16
05:45	0	10	1	15	0	17	0	11	3	15	1	14
06:00	1	13	0	20	2	23	0	16	2	16	1	18
06:15	1	13	0	12	0	16	2	11	0	13	1	13
06:30	2	5	2	6	2	12	1	13	1	10	2	9
06:45	2	11	3	9	7	14	4	6	2	11	4	10
07:00	4	4	3	17	5	8	5	13	3	16	4	12
07:15	4	8	5	6	9	8	6	11	5	11	6	9
07:30	9	5	7	13	8	8	7	4	10	6	8	7
07:45	27	4	39	8	34	9	28	7	29	6	31	7
08:00	17	7	16	7	16	6	24	4	25	5	20	6
08:15	8	6	10	2	11	6	10	3	12	6	10	5
08:30	19	5	13	4	20	4	16	4	18	3	17	4
08:45	17	5	19	1	21	8	10	4	18	3	17	4
09:00	8	3	13	5	13	7	16	2	18	7	14	5
09:15	10	3	16	4	11	3	8	4	7	3	10	3
09:30	16	2	17	4	11	0	6	1	15	6	13	3
09:45	17	5	9	3	14	2	16	16	11	4	13	6
10:00	12	1	5	2	14	6	7	3	17	2	11	3
10:15	14	0	14	1	9	1	13	7	9	2	12	2
10:30	11	2	13	1	13	2	21	2	8	4	13	2
10:45	16	0	12	0	13	5	10	1	16	5	13	2
11:00	12	2	7	1	14	4	7	1	14	0	11	2
11:15	11	2	8	2	9	1	12	2	10	2	10	2
11:30	26	0	11	1	8	0	19	1	23	0	17	0
11:45	6	0	16	0	12	1	14	4	13	0	12	1
Totals	279	452	264	460	286	506	268	493	295	534	278	489
Day Total	731		724		792		761		829		767	
AM Pct	38.2%		36.5%		36.1%		35.2%		35.6%		36.3%	

AECOM

7:00-8:00 AM	44	54	56	46	47	49
7:15-8:15 AM	57	67	67	65	69	65
7:30-8:30 AM	61	72	69	69	76	69
7:45-8:45 AM	71	78	81	78	84	78
8:00-9:00 AM	61	58	68	60	73	64

4:00-5:00 PM	70	63	57	71	85	69
4:15-5:15 PM	73	61	62	72	68	67
4:30-5:30 PM	73	59	66	70	61	66
4:45-5:45 PM	74	57	67	72	56	65
5:00-6:00 PM	64	64	74	71	54	65

Client: AECOM
 File Number:
 Route: Santa Maria Ave
 Location: Between Junipero Serra Blvd & Gerona Rd

Site Ref: 15
 Direction: NB

Count Date	4/18/2022		4/19/2022		4/20/2022		4/21/2022		4/22/2022		Average	
	AM	PM	AM	PM	AM	PM	AM	PM	AM	PM	AM	PM
00:00	1	6	0	3	0	4	0	3	0	2	0	4
00:15	0	1	0	5	0	5	0	3	0	3	0	3
00:30	0	2	0	3	0	3	1	2	0	2	0	2
00:45	0	2	0	1	0	1	0	1	0	7	0	2
01:00	0	0	0	1	0	4	0	1	0	2	0	2
01:15	0	2	0	3	0	4	2	1	0	2	0	2
01:30	0	0	0	4	0	0	0	1	1	5	0	2
01:45	0	1	0	1	0	1	1	1	0	4	0	2
02:00	1	7	1	0	0	1	0	2	0	4	0	3
02:15	0	0	0	4	0	1	0	1	0	2	0	2
02:30	0	1	0	4	0	0	0	5	0	1	0	2
02:45	0	1	0	3	0	6	0	1	0	1	0	2
03:00	0	5	0	2	0	1	0	1	0	5	0	3
03:15	0	1	0	3	0	5	0	3	0	1	0	3
03:30	0	0	0	4	0	1	0	8	0	0	0	3
03:45	0	2	0	2	0	9	0	0	0	0	0	3
04:00	0	1	0	1	0	1	0	1	0	7	0	2
04:15	0	0	0	1	0	4	1	1	0	3	0	2
04:30	0	5	0	1	0	6	0	2	0	4	0	4
04:45	0	2	0	0	1	3	0	0	1	1	0	1
05:00	1	2	0	3	0	4	0	5	0	3	0	3
05:15	1	2	0	2	1	2	0	2	0	3	0	2
05:30	0	0	0	4	1	1	0	2	0	0	0	1
05:45	0	1	0	1	0	2	1	5	0	3	0	2
06:00	0	5	0	2	1	4	0	2	0	2	0	3
06:15	0	1	0	3	0	4	2	0	2	1	1	2
06:30	0	0	0	1	1	1	2	1	1	4	1	1
06:45	0	0	2	3	1	1	3	1	4	3	2	2
07:00	3	1	7	2	2	2	3	7	1	3	3	3
07:15	4	1	2	1	3	0	7	0	8	1	5	1
07:30	9	3	8	0	2	1	4	3	6	1	6	2
07:45	7	1	8	2	12	4	6	2	7	2	8	2
08:00	2	2	7	1	9	1	6	0	7	1	6	1
08:15	5	3	5	0	5	4	6	0	4	1	5	2
08:30	3	0	5	2	5	3	2	1	6	2	4	2
08:45	6	0	3	3	4	1	6	0	5	1	5	1
09:00	4	0	0	1	2	3	1	3	8	1	3	2
09:15	2	0	2	2	2	0	5	0	2	0	3	0
09:30	0	0	2	0	1	0	3	1	6	2	2	1
09:45	8	1	2	1	3	1	8	2	8	1	6	1
10:00	3	1	2	3	2	0	6	1	7	0	4	1
10:15	1	0	4	2	8	0	1	1	3	1	3	1
10:30	0	0	1	1	2	0	5	0	3	0	2	0
10:45	2	0	2	0	3	0	7	0	4	0	4	0
11:00	1	0	2	0	1	1	2	0	2	0	2	0
11:15	1	1	5	0	7	0	3	0	4	0	4	0
11:30	1	0	1	0	3	0	1	0	7	0	3	0
11:45	4	0	3	0	2	0	3	0	3	0	3	0
Totals	70	64	74	86	84	100	98	77	110	92	87	84
Day Total	134		160		184		175		202		171	
AM Pct	52.2%		46.3%		45.7%		56.0%		54.5%		51.0%	

AECOM

7:00-8:00 AM	23	25	19	20	22	22
7:15-8:15 AM	22	25	26	23	28	25
7:30-8:30 AM	23	28	28	22	24	25
7:45-8:45 AM	17	25	31	20	24	23
8:00-9:00 AM	16	20	23	20	22	20
4:00-5:00 PM	8	3	14	4	15	9
4:15-5:15 PM	9	5	17	8	11	10
4:30-5:30 PM	11	6	15	9	11	10
4:45-5:45 PM	6	9	10	9	7	8
5:00-6:00 PM	5	10	9	14	9	9

Client: AECOM
 File Number:
 Route: Santa Maria Ave
 Location: Between Junipero Serra Blvd & Gerona Rd

Site Ref: 15
 Direction: SB

Count Date	4/18/2022		4/19/2022		4/20/2022		4/21/2022		4/22/2022		Average	
	AM	PM	AM	PM	AM	PM	AM	PM	AM	PM	AM	PM
00:00	0	1	0	2	0	2	0	1	0	3	0	2
00:15	1	0	0	2	0	2	0	3	0	4	0	2
00:30	0	1	0	1	0	3	0	4	0	0	0	2
00:45	1	1	0	2	0	0	1	2	0	1	0	1
01:00	0	1	0	1	0	0	0	3	0	2	0	1
01:15	0	1	0	4	0	2	0	1	0	3	0	2
01:30	0	2	0	2	0	1	0	0	0	1	0	1
01:45	0	1	0	1	0	3	0	0	0	2	0	1
02:00	0	1	0	1	0	2	0	0	0	1	0	1
02:15	0	3	1	0	0	2	0	0	0	2	0	1
02:30	0	1	0	0	0	4	0	3	0	3	0	2
02:45	0	0	0	3	0	2	0	4	0	3	0	2
03:00	0	4	0	1	0	1	0	0	0	1	0	1
03:15	0	2	0	3	0	2	0	0	0	1	0	2
03:30	0	0	0	2	0	1	0	4	0	4	0	2
03:45	0	2	0	5	0	4	0	1	0	2	0	3
04:00	0	2	0	3	0	6	0	3	0	4	0	4
04:15	0	2	0	1	0	1	0	2	0	2	0	2
04:30	0	1	0	1	0	3	0	0	0	3	0	2
04:45	0	1	0	1	0	4	0	1	0	4	0	2
05:00	1	3	0	1	0	1	0	0	0	0	0	1
05:15	0	1	0	4	0	1	2	4	2	2	1	2
05:30	0	0	0	2	0	0	0	2	0	1	0	1
05:45	0	2	0	3	0	3	0	3	0	2	0	3
06:00	0	0	0	3	0	0	0	4	0	2	0	2
06:15	0	2	0	2	0	1	1	2	0	0	0	1
06:30	0	1	0	1	0	3	0	3	0	1	0	2
06:45	0	1	0	0	0	1	0	0	0	0	0	0
07:00	4	0	2	2	1	0	0	3	2	1	2	1
07:15	0	0	1	4	0	0	1	0	1	2	1	1
07:30	0	1	0	1	1	1	0	1	1	0	0	1
07:45	1	2	3	0	0	0	0	0	0	1	1	1
08:00	0	2	1	3	1	1	1	1	0	0	1	1
08:15	0	1	0	0	1	3	1	0	1	3	1	1
08:30	1	1	1	0	3	0	2	0	0	0	1	0
08:45	4	1	1	0	1	2	1	0	5	0	2	1
09:00	0	2	0	0	2	2	0	0	1	0	1	1
09:15	2	0	1	0	2	0	0	0	1	1	1	0
09:30	0	0	3	0	1	0	2	0	5	1	2	0
09:45	0	0	1	0	3	0	0	1	4	0	2	0
10:00	2	0	2	0	2	0	4	0	0	0	2	0
10:15	1	0	1	0	4	0	0	0	1	0	1	0
10:30	3	0	2	0	1	0	1	0	1	0	2	0
10:45	1	0	3	0	1	0	4	0	1	0	2	0
11:00	0	0	1	0	2	0	1	0	0	1	1	0
11:15	0	0	1	0	1	0	1	0	1	0	1	0
11:30	1	0	0	0	1	0	1	1	1	0	1	0
11:45	3	0	5	0	1	0	1	0	3	0	3	0
Totals	26	47	30	62	29	64	25	57	31	64	28	59
Day Total	73		92		93		82		95		87	
AM Pct	35.6%		32.6%		31.2%		30.5%		32.6%		32.4%	

AECOM

7:00-8:00 AM	5	6	2	1	4	4
7:15-8:15 AM	1	5	2	2	2	2
7:30-8:30 AM	1	4	3	2	2	2
7:45-8:45 AM	2	5	5	4	1	3
8:00-9:00 AM	5	3	6	5	6	5
4:00-5:00 PM	6	6	14	6	13	9
4:15-5:15 PM	7	4	9	3	9	6
4:30-5:30 PM	6	7	9	5	9	7
4:45-5:45 PM	5	8	6	7	7	7
5:00-6:00 PM	6	10	5	9	5	7

Client: AECOM
 File Number:
 Route: Campus Dr
 Location: Between Junipero Serra Blvd & Gerona Rd

Site Ref: 16
 Direction: NB

Count Date	4/18/2022		4/19/2022		4/20/2022		4/21/2022		4/22/2022		Average	
	AM	PM	AM	PM	AM	PM	AM	PM	AM	PM	AM	PM
00:00	2	35	8	37	7	38	1	37	9	37	5	37
00:15	3	32	9	37	6	36	2	25	10	30	6	32
00:30	10	27	5	30	4	31	1	37	4	26	5	30
00:45	0	37	3	29	1	35	2	40	4	40	2	36
01:00	7	33	1	38	2	32	4	29	6	45	4	35
01:15	2	32	2	35	3	41	4	26	7	32	4	33
01:30	4	27	1	36	3	43	1	53	9	46	4	41
01:45	0	27	1	32	1	36	0	27	7	38	2	32
02:00	0	30	0	33	1	26	2	26	3	44	1	32
02:15	2	28	1	40	2	28	0	45	5	29	2	34
02:30	2	32	0	28	1	41	0	34	3	38	1	35
02:45	2	36	2	46	0	37	0	36	2	44	1	40
03:00	0	27	0	38	0	41	0	41	1	49	0	39
03:15	2	30	1	44	1	46	0	34	2	42	1	39
03:30	0	35	0	34	1	50	0	53	1	48	0	44
03:45	0	38	0	40	0	45	0	34	1	45	0	40
04:00	0	39	0	35	1	35	0	26	0	49	0	37
04:15	1	36	1	41	0	40	1	34	0	47	1	40
04:30	2	36	3	37	0	32	1	36	0	48	1	38
04:45	4	39	1	28	2	50	1	36	3	50	2	41
05:00	2	53	3	44	2	51	3	34	5	35	3	43
05:15	0	52	8	39	2	45	6	59	6	46	4	48
05:30	7	41	9	37	10	38	2	39	10	50	8	41
05:45	12	42	14	35	8	45	20	40	20	50	15	42
06:00	9	41	11	31	10	40	20	40	13	48	13	40
06:15	16	46	14	42	14	36	13	41	4	52	12	43
06:30	17	34	28	24	29	49	21	29	16	37	22	35
06:45	18	28	17	21	18	28	24	37	26	44	21	32
07:00	11	31	11	32	16	29	18	25	12	42	14	32
07:15	27	34	40	19	30	38	22	28	21	41	28	32
07:30	41	19	36	29	40	29	37	30	34	41	38	30
07:45	69	27	63	25	58	30	63	28	56	25	62	27
08:00	60	20	53	30	60	29	59	23	47	30	56	26
08:15	80	29	66	18	87	31	64	23	62	31	72	26
08:30	64	17	77	28	77	18	70	27	57	21	69	22
08:45	59	16	82	16	60	21	79	14	75	29	71	19
09:00	73	22	58	11	61	21	68	25	52	15	62	19
09:15	41	16	61	16	55	24	58	25	45	25	52	21
09:30	41	16	62	23	38	21	53	19	42	22	47	20
09:45	47	13	45	8	45	10	40	22	45	22	44	15
10:00	39	15	32	19	35	25	25	19	35	23	33	20
10:15	41	17	25	16	42	20	46	18	33	23	37	19
10:30	33	9	36	10	38	20	27	18	24	17	32	15
10:45	37	6	38	14	34	15	37	17	31	18	35	14
11:00	37	10	37	11	42	18	37	10	41	23	39	14
11:15	40	10	36	5	36	7	44	13	32	17	38	10
11:30	41	5	47	6	34	10	40	7	38	22	40	10
11:45	32	6	30	4	44	3	32	4	41	12	36	6
Totals	1037	1331	1078	1331	1061	1514	1048	1423	1000	1688	1045	1457
Day Total	2368		2409		2575		2471		2688		2502	
AM Pct	43.8%		44.7%		41.2%		42.4%		37.2%		41.8%	

AECOM

7:00-8:00 AM	148	150	144	140	123	141
7:15-8:15 AM	197	192	188	181	158	183
7:30-8:30 AM	250	218	245	223	199	227
7:45-8:45 AM	273	259	282	256	222	258
8:00-9:00 AM	263	278	284	272	241	268

4:00-5:00 PM	150	141	157	132	194	155
4:15-5:15 PM	164	150	173	140	180	161
4:30-5:30 PM	180	148	178	165	179	170
4:45-5:45 PM	185	148	184	168	181	173
5:00-6:00 PM	188	155	179	172	181	175

Client: AECOM
 File Number:
 Route: Campus Dr
 Location: Between Junipero Serra Blvd & Gerona Rd

Site Ref: 16
 Direction: SB

Count Date	4/18/2022		4/19/2022		4/20/2022		4/21/2022		4/22/2022		Average	
	AM	PM	AM	PM	AM	PM	AM	PM	AM	PM	AM	PM
00:00	5	37	8	42	1	37	13	41	3	41	6	40
00:15	6	39	2	44	3	53	6	42	6	34	5	42
00:30	11	28	4	19	7	30	6	28	10	49	8	31
00:45	4	29	2	25	0	32	6	35	7	45	4	33
01:00	4	43	1	53	2	41	0	48	5	36	2	44
01:15	2	55	0	60	1	38	1	52	6	56	2	52
01:30	0	36	2	53	1	34	1	23	5	52	2	40
01:45	3	44	0	44	3	45	0	48	8	44	3	45
02:00	3	36	3	46	2	53	1	52	1	54	2	48
02:15	0	42	0	43	2	35	1	55	5	63	2	48
02:30	2	58	1	71	1	46	0	61	1	82	1	64
02:45	2	37	1	51	1	55	0	52	2	62	1	51
03:00	0	46	1	56	0	48	0	49	3	61	1	52
03:15	1	68	0	71	0	57	0	53	1	67	0	63
03:30	0	48	0	55	0	55	0	50	1	78	0	57
03:45	0	49	2	47	0	55	0	52	0	66	0	54
04:00	0	59	0	78	2	53	0	64	1	52	1	61
04:15	1	51	0	62	0	65	2	60	3	60	1	60
04:30	2	80	0	62	4	70	3	58	1	79	2	70
04:45	1	52	0	57	0	53	0	60	1	75	0	59
05:00	2	78	2	82	2	89	3	76	1	83	2	82
05:15	1	67	3	82	1	63	4	90	2	82	2	77
05:30	1	62	3	63	2	75	3	64	5	83	3	69
05:45	3	64	9	54	6	74	7	70	8	67	7	66
06:00	2	76	3	64	6	89	5	69	2	71	4	74
06:15	9	56	3	64	4	59	5	75	7	56	6	62
06:30	14	58	13	57	14	60	8	66	13	57	12	60
06:45	11	53	8	69	14	76	13	37	12	47	12	56
07:00	8	54	11	59	10	79	15	51	13	49	11	58
07:15	12	47	11	39	21	46	18	54	8	55	14	48
07:30	19	43	21	43	22	47	15	41	17	43	19	43
07:45	21	40	19	28	22	40	31	35	24	44	23	37
08:00	24	31	23	35	33	43	30	40	32	42	28	38
08:15	19	32	20	20	23	38	29	40	21	31	22	32
08:30	22	27	36	32	36	33	23	36	24	30	28	32
08:45	36	21	24	21	42	36	27	34	38	30	33	28
09:00	30	17	28	44	30	37	29	21	38	17	31	27
09:15	28	18	30	16	35	34	30	24	35	30	32	24
09:30	37	21	29	20	28	22	27	19	41	21	32	21
09:45	34	55	32	25	26	23	28	22	35	17	31	28
10:00	30	16	24	17	29	17	24	22	34	30	28	20
10:15	21	13	27	17	31	17	17	19	41	24	27	18
10:30	31	9	34	8	26	14	34	20	41	20	33	14
10:45	29	12	31	14	32	15	31	16	35	22	32	16
11:00	24	13	26	6	40	15	34	24	38	18	32	15
11:15	26	7	32	6	28	15	38	12	33	23	31	13
11:30	37	10	25	8	28	12	45	13	36	23	34	13
11:45	30	8	33	11	31	11	27	8	41	31	32	14
Totals	608	1945	587	2043	652	2134	640	2081	745	2302	646	2101
Day Total	2553	2630	2786	2721	3047	2747						
AM Pct	23.8%	22.3%	23.4%	23.5%	24.5%	23.5%						

AECOM

7:00-8:00 AM	60	62	75	79	62	68
7:15-8:15 AM	76	74	98	94	81	85
7:30-8:30 AM	83	83	100	105	94	93
7:45-8:45 AM	86	98	114	113	101	102
8:00-9:00 AM	101	103	134	109	115	112

4:00-5:00 PM	242	259	241	242	266	250
4:15-5:15 PM	261	263	277	254	297	270
4:30-5:30 PM	277	283	275	284	319	288
4:45-5:45 PM	259	284	280	290	323	287
5:00-6:00 PM	271	281	301	300	315	294

Client: AECOM

Site Ref: 01

File Number:

Direction: SB

Route: Campus Dr

Location: Between Junipero Serra Blvd & Golf Club Driveway

Count Date	4/25/2022		4/26/2022		4/27/2022		4/28/2022		4/29/2022		Average	
	AM	PM	AM	PM	AM	PM	AM	PM	AM	PM	AM	PM
00:00	6	61	11	52	13	60	3	76	8	74	8	65
00:15	6	45	12	62	5	80	11	53	8	47	8	57
00:30	3	69	4	55	6	68	3	50	10	79	5	64
00:45	7	46	4	56	3	71	3	64	1	80	4	63
01:00	0	51	3	71	3	81	3	76	10	74	4	71
01:15	0	64	7	72	6	84	4	85	6	93	5	80
01:30	2	52	1	73	3	80	5	70	4	81	3	71
01:45	2	64	1	85	4	108	1	82	4	77	2	83
02:00	0	96	5	101	3	75	3	120	0	124	2	103
02:15	4	131	9	118	7	115	8	115	8	113	7	118
02:30	5	121	9	99	10	119	13	103	11	95	10	107
02:45	0	90	3	92	3	98	3	106	3	103	2	98
03:00	1	96	2	107	2	97	3	138	5	102	3	108
03:15	4	145	2	138	1	144	4	149	0	157	2	147
03:30	0	116	2	148	5	129	1	166	4	159	2	144
03:45	1	138	0	128	1	142	1	145	1	164	1	143
04:00	0	166	3	149	1	171	1	151	0	191	1	166
04:15	3	122	0	161	1	143	2	151	1	154	1	146
04:30	3	157	1	168	1	175	0	155	2	142	1	159
04:45	2	136	0	167	2	150	2	161	0	159	1	155
05:00	4	163	1	171	2	200	1	194	1	144	2	174
05:15	7	158	2	194	2	197	2	199	1	141	3	178
05:30	3	130	7	142	3	155	4	168	4	146	4	148
05:45	8	122	11	122	10	150	7	121	4	130	8	129
06:00	8	127	11	132	5	121	5	129	9	118	8	125
06:15	15	118	13	114	12	112	18	132	20	104	16	116
06:30	11	102	14	107	14	109	11	115	21	107	14	108
06:45	13	94	16	80	17	104	17	97	21	96	17	94
07:00	26	94	23	98	14	93	22	96	13	110	20	98
07:15	30	90	26	77	29	94	20	84	30	71	27	83
07:30	57	65	57	49	59	68	55	69	52	46	56	59
07:45	81	58	67	65	79	62	60	61	72	49	72	59
08:00	48	43	48	55	40	66	49	62	35	60	44	57
08:15	41	37	28	40	35	46	29	48	44	60	35	46
08:30	35	40	31	40	32	50	44	40	42	40	37	42
08:45	50	34	37	30	37	46	31	37	31	37	37	37
09:00	36	39	30	37	39	39	30	51	39	44	35	42
09:15	46	34	36	27	42	25	41	49	43	46	42	36
09:30	55	24	36	27	33	24	38	39	51	33	43	29
09:45	44	30	45	34	26	19	41	35	28	27	37	29
10:00	53	28	42	28	36	44	48	38	31	25	42	33
10:15	36	21	39	15	35	12	44	25	44	18	40	18
10:30	53	15	34	21	33	21	29	14	44	29	39	20
10:45	73	13	46	18	48	16	43	18	54	12	53	15
11:00	58	13	45	32	56	13	44	12	53	19	51	18
11:15	77	8	37	21	50	16	39	15	53	22	51	16
11:30	58	17	44	15	57	15	56	11	70	16	57	15
11:45	61	5	49	12	49	8	53	8	78	9	58	8
Totals	1136	3688	954	3905	974	4115	955	4183	1074	4027	1019	3984
Day Total	4824		4859		5089		5138		5101		5002	
AM Pct	23.5%		19.6%		19.1%		18.6%		21.1%		20.4%	

AECOM

7:00-8:00 AM	194	173	181	157	167	174
7:15-8:15 AM	216	198	207	184	189	199
7:30-8:30 AM	227	200	213	193	203	207
7:45-8:45 AM	205	174	186	182	193	188
8:00-9:00 AM	174	144	144	153	152	153

4:00-5:00 PM	581	645	639	618	646	626
4:15-5:15 PM	578	667	668	661	599	635
4:30-5:30 PM	614	700	722	709	586	666
4:45-5:45 PM	587	674	702	722	590	655
5:00-6:00 PM	573	629	702	682	561	629

Client: AECOM
 File Number:
 Route: Campus Dr
 Location: Between Junipero Serra Blvd & Golf Club Driveway

Site Ref: 01
 Direction: SB

Count Date	4/25/2022		4/26/2022		4/27/2022		4/28/2022		4/29/2022		Average	
Count Time	AM	PM	AM	PM	AM	PM	AM	PM	AM	PM	AM	PM
00:00	6	61	11	52	13	60	3	76	8	74	8	65
00:15	6	45	12	62	5	80	11	53	8	47	8	57
00:30	3	69	4	55	6	68	3	50	10	79	5	64
00:45	7	46	4	56	3	71	3	64	1	80	4	63
01:00	0	51	3	71	3	81	3	76	10	74	4	71
01:15	0	64	7	72	6	84	4	85	6	93	5	80
01:30	2	52	1	73	3	80	5	70	4	81	3	71
01:45	2	64	1	85	4	108	1	82	4	77	2	83
02:00	0	96	5	101	3	75	3	120	0	124	2	103
02:15	4	131	9	118	7	115	8	115	8	113	7	118
02:30	5	121	9	99	10	119	13	103	11	95	10	107
02:45	0	90	3	92	3	98	3	106	3	103	2	98
03:00	1	96	2	107	2	97	3	138	5	102	3	108
03:15	4	145	2	138	1	144	4	149	0	157	2	147
03:30	0	116	2	148	5	129	1	166	4	159	2	144
03:45	1	138	0	128	1	142	1	145	1	164	1	143
04:00	0	166	3	149	1	171	1	151	0	191	1	166
04:15	3	122	0	161	1	143	2	151	1	154	1	146
04:30	3	157	1	168	1	175	0	155	2	142	1	159
04:45	2	136	0	167	2	150	2	161	0	159	1	155
05:00	4	163	1	171	2	200	1	194	1	144	2	174
05:15	7	158	2	194	2	197	2	199	1	141	3	178
05:30	3	130	7	142	3	155	4	168	4	146	4	148
05:45	8	122	11	122	10	150	7	121	4	130	8	129
06:00	8	127	11	132	5	121	5	129	9	118	8	125
06:15	15	118	13	114	12	112	18	132	20	104	16	116
06:30	11	102	14	107	14	109	11	115	21	107	14	108
06:45	13	94	16	80	17	104	17	97	21	96	17	94
07:00	26	94	23	98	14	93	22	96	13	110	20	98
07:15	30	90	26	77	29	94	20	84	30	71	27	83
07:30	57	65	57	49	59	68	55	69	52	46	56	59
07:45	81	58	67	65	79	62	60	61	72	49	72	59
08:00	48	43	48	55	40	66	49	62	35	60	44	57
08:15	41	37	28	40	35	46	29	48	44	60	35	46
08:30	35	40	31	40	32	50	44	40	42	40	37	42
08:45	50	34	37	30	37	46	31	37	31	37	37	37
09:00	36	39	30	37	39	39	30	51	39	44	35	42
09:15	46	34	36	27	42	25	41	49	43	46	42	36
09:30	55	24	36	27	33	24	38	39	51	33	43	29
09:45	44	30	45	34	26	19	41	35	28	27	37	29
10:00	53	28	42	28	36	44	48	38	31	25	42	33
10:15	36	21	39	15	35	12	44	25	44	18	40	18
10:30	53	15	34	21	33	21	29	14	44	29	39	20
10:45	73	13	46	18	48	16	43	18	54	12	53	15
11:00	58	13	45	32	56	13	44	12	53	19	51	18
11:15	77	8	37	21	50	16	39	15	53	22	51	16
11:30	58	17	44	15	57	15	56	11	70	16	57	15
11:45	61	5	49	12	49	8	53	8	78	9	58	8
Totals	1136	3688	954	3905	974	4115	955	4183	1074	4027	1019	3984
Day Total	4824	4859	5089	5138	5101	5002						
AM Pct	23.5%	19.6%	19.1%	18.6%	21.1%	20.4%						

AECOM

7:00-8:00 AM	194	173	181	157	167	174
7:15-8:15 AM	216	198	207	184	189	199
7:30-8:30 AM	227	200	213	193	203	207
7:45-8:45 AM	205	174	186	182	193	188
8:00-9:00 AM	174	144	144	153	152	153

4:00-5:00 PM	581	645	639	618	646	626
4:15-5:15 PM	578	667	668	661	599	635
4:30-5:30 PM	614	700	722	709	586	666
4:45-5:45 PM	587	674	702	722	590	655
5:00-6:00 PM	573	629	702	682	561	629

Client: AECOM
 File Number:
 Route: Stock Farm Rd
 Location: Between Sand Hill Rd & Oak Rd

Site Ref: 02
 Direction: EB

Count Date	4/25/2022		4/26/2022		4/27/2022		4/28/2022		4/29/2022		Average	
Count Time	AM	PM	AM	PM	AM	PM	AM	PM	AM	PM	AM	PM
00:00	5	34	5	36	1	48	2	50	5	49	4	43
00:15	3	47	0	34	3	41	1	54	3	67	2	49
00:30	3	29	1	40	2	46	1	44	1	54	2	43
00:45	3	44	4	40	3	51	2	47	2	59	3	48
01:00	5	34	0	52	1	45	1	44	1	50	2	45
01:15	1	46	1	42	0	45	0	42	3	36	1	42
01:30	0	29	0	39	0	37	0	42	3	56	1	41
01:45	0	37	0	41	0	40	0	36	0	52	0	41
02:00	0	42	0	50	0	51	0	51	5	59	1	51
02:15	1	64	0	54	0	46	1	55	4	52	1	54
02:30	1	39	0	40	2	36	2	39	2	37	1	38
02:45	3	32	2	36	1	41	1	36	2	43	2	38
03:00	1	31	0	34	1	27	1	51	1	43	1	37
03:15	0	30	1	35	2	31	1	37	2	45	1	36
03:30	2	37	4	31	5	34	3	46	2	40	3	38
03:45	5	38	2	39	5	46	5	48	3	43	4	43
04:00	6	38	5	33	5	23	6	36	4	43	5	35
04:15	1	37	3	27	3	38	1	32	4	50	2	37
04:30	9	46	10	34	6	44	9	47	7	35	8	41
04:45	18	39	8	41	4	41	6	43	2	52	8	43
05:00	22	23	9	39	14	30	14	32	8	41	13	33
05:15	26	26	12	43	25	35	20	45	18	52	20	40
05:30	59	27	37	50	31	44	30	35	38	39	39	39
05:45	90	30	50	37	53	39	53	40	43	40	58	37
06:00	83	28	72	36	62	29	52	32	49	43	64	34
06:15	141	25	97	39	82	31	80	36	61	44	92	35
06:30	152	19	87	31	101	26	101	31	84	44	105	30
06:45	105	19	97	29	80	30	93	35	73	36	90	30
07:00	79	22	80	19	96	14	87	19	74	32	83	21
07:15	100	18	95	8	86	15	96	24	90	12	93	15
07:30	106	10	113	14	111	18	110	18	101	11	108	14
07:45	135	22	147	15	136	16	148	16	124	16	138	17
08:00	107	12	104	13	113	19	115	13	106	14	109	14
08:15	116	11	107	14	126	17	126	17	99	8	115	13
08:30	108	6	134	13	116	13	115	7	93	15	113	11
08:45	116	11	144	12	124	11	154	8	116	14	131	11
09:00	108	6	88	11	115	10	99	11	101	19	102	11
09:15	91	6	96	12	98	7	106	17	100	15	98	11
09:30	108	5	108	6	93	18	111	17	87	8	101	11
09:45	72	7	85	5	90	10	75	10	80	14	80	9
10:00	64	8	80	9	63	7	59	8	57	15	65	9
10:15	57	5	57	10	67	9	64	9	82	8	65	8
10:30	53	8	59	5	67	5	58	7	53	10	58	7
10:45	67	8	45	6	58	6	62	4	57	4	58	6
11:00	42	6	59	1	58	8	58	2	57	6	55	5
11:15	46	1	53	7	57	5	52	11	45	3	51	5
11:30	38	2	52	3	55	5	52	3	54	6	50	4
11:45	46	5	40	5	54	3	51	8	70	7	52	6
Totals	2404	1149	2253	1270	2275	1291	2284	1395	2076	1541	2258	1329
Day Total	3553		3523		3566		3679		3617		3588	
AM Pct	67.7%		64.0%		63.8%		62.1%		57.4%		63.0%	

AECOM

7:00-8:00 AM	420	435	429	441	389	423
7:15-8:15 AM	448	459	446	469	421	449
7:30-8:30 AM	464	471	486	499	430	470
7:45-8:45 AM	466	492	491	504	422	475
8:00-9:00 AM	447	489	479	510	414	468

4:00-5:00 PM	160	135	146	158	180	156
4:15-5:15 PM	145	141	153	154	178	154
4:30-5:30 PM	134	157	150	167	180	158
4:45-5:45 PM	115	173	150	155	184	155
5:00-6:00 PM	106	169	148	152	172	149

Client: AECOM
 File Number:
 Route: Stock Farm Rd
 Location: Between Sand Hill Rd & Oak Rd

Site Ref: 02
 Direction: WB

Count Date	4/25/2022		4/26/2022		4/27/2022		4/28/2022		4/29/2022		Average	
Count Time	AM	PM	AM	PM	AM	PM	AM	PM	AM	PM	AM	PM
00:00	1	35	13	41	4	47	5	43	7	57	6	45
00:15	3	51	9	41	4	41	8	56	8	58	6	49
00:30	4	44	6	37	5	42	3	37	0	56	4	43
00:45	3	55	5	42	5	43	4	45	5	51	4	47
01:00	5	58	0	53	4	52	0	50	2	58	2	54
01:15	2	46	6	58	1	52	3	45	4	55	3	51
01:30	2	53	0	56	2	71	0	56	1	67	1	61
01:45	3	38	5	53	0	49	2	52	2	63	2	51
02:00	2	40	1	64	2	58	1	55	2	68	2	57
02:15	1	54	1	54	3	73	4	66	3	63	2	62
02:30	0	67	4	70	3	57	4	64	3	84	3	68
02:45	2	77	1	62	1	66	1	78	0	74	1	71
03:00	3	72	1	74	0	84	1	62	0	82	1	75
03:15	3	94	1	87	0	74	1	92	1	100	1	89
03:30	3	87	2	95	4	87	1	90	4	122	3	96
03:45	1	66	1	83	3	74	0	81	2	102	1	81
04:00	3	87	2	97	0	90	4	112	1	94	2	96
04:15	2	90	0	100	0	86	2	117	3	104	1	99
04:30	2	130	1	104	1	109	1	122	1	112	1	115
04:45	1	93	3	108	0	102	1	126	1	101	1	106
05:00	4	118	3	121	1	130	4	140	3	102	3	122
05:15	5	128	2	144	4	134	0	130	3	120	3	131
05:30	13	105	6	134	5	111	4	103	4	86	6	108
05:45	13	105	10	120	9	96	7	108	9	107	10	107
06:00	19	82	9	124	12	104	12	110	15	93	13	103
06:15	24	78	16	101	11	108	26	89	17	97	19	95
06:30	26	86	8	96	16	98	24	89	28	108	20	95
06:45	27	81	15	74	23	69	16	97	27	83	22	81
07:00	21	68	28	87	27	68	19	80	15	72	22	75
07:15	23	53	12	74	26	51	20	74	24	54	21	61
07:30	26	48	26	57	22	64	27	79	21	65	24	63
07:45	45	36	38	41	36	62	34	57	28	53	36	50
08:00	51	32	39	46	36	52	52	47	52	50	46	45
08:15	45	34	38	29	42	42	38	50	44	39	41	39
08:30	38	29	38	31	24	35	31	32	27	39	32	33
08:45	32	25	32	42	27	29	33	25	19	39	29	32
09:00	51	23	32	28	33	16	30	37	24	27	34	26
09:15	54	23	28	24	22	38	21	28	33	29	32	28
09:30	60	15	26	22	32	26	23	23	34	32	35	24
09:45	59	13	42	24	25	24	36	22	40	33	40	23
10:00	61	21	31	25	24	15	23	24	24	24	33	22
10:15	45	15	19	15	30	17	23	19	24	14	28	16
10:30	60	12	34	7	28	7	30	8	34	15	37	10
10:45	41	7	25	9	25	27	24	3	27	13	28	12
11:00	38	8	35	9	42	14	28	11	42	12	37	11
11:15	43	9	36	13	33	12	38	10	39	15	38	12
11:30	40	7	37	13	38	8	40	14	43	5	40	9
11:45	45	11	32	10	43	6	51	7	42	7	43	8
Totals	1055	2609	759	2899	738	2820	760	2965	792	3004	821	2859
Day Total	3664		3658		3558		3725		3796		3680	
AM Pct	28.8%		20.7%		20.7%		20.4%		20.9%		22.3%	

AECOM

7:00-8:00 AM	115	104	111	100	88	104
7:15-8:15 AM	145	115	120	133	125	128
7:30-8:30 AM	167	141	136	151	145	148
7:45-8:45 AM	179	153	138	155	151	155
8:00-9:00 AM	166	147	129	154	142	148

4:00-5:00 PM	400	409	387	477	411	417
4:15-5:15 PM	431	433	427	505	419	443
4:30-5:30 PM	469	477	475	518	435	475
4:45-5:45 PM	444	507	477	499	409	467
5:00-6:00 PM	456	519	471	481	415	468

Client: AECOM
 File Number:
 Route: Welch Rd
 Location: Between Oak Rd & S Pasteur Dr

Site Ref: 03
 Direction: SB

Count Date	4/25/2022		4/26/2022		4/27/2022		4/28/2022		4/29/2022		Average	
Count Time	AM	PM	AM	PM	AM	PM	AM	PM	AM	PM	AM	PM
00:00	4	62	0	51	4	49	5	38	5	46	4	49
00:15	2	40	0	28	3	36	3	38	4	33	2	35
00:30	3	55	0	25	1	45	5	33	1	47	2	41
00:45	4	43	0	29	4	44	0	46	3	39	2	40
01:00	6	49	0	41	4	39	4	41	2	32	3	40
01:15	0	58	0	51	2	31	1	56	0	50	1	49
01:30	0	48	0	40	0	43	0	28	1	42	0	40
01:45	1	41	0	36	1	40	2	40	2	41	1	40
02:00	2	57	0	36	3	35	4	44	2	56	2	46
02:15	0	53	0	34	2	32	3	36	5	48	2	41
02:30	2	55	0	30	1	30	3	33	2	52	2	40
02:45	2	34	0	28	1	32	2	31	2	42	1	33
03:00	3	43	0	28	0	44	1	40	1	49	1	41
03:15	5	36	0	37	0	39	0	44	1	48	1	41
03:30	4	49	0	59	1	50	6	50	1	56	2	53
03:45	6	61	0	42	0	52	1	47	2	51	2	51
04:00	5	69	0	43	2	50	3	44	3	61	3	53
04:15	17	47	0	50	5	36	8	36	2	39	6	42
04:30	21	63	0	47	9	58	6	52	13	44	10	53
04:45	27	54	0	38	18	38	10	41	7	53	12	45
05:00	24	64	0	47	14	35	7	42	11	30	11	44
05:15	38	45	0	49	8	57	13	41	17	38	15	46
05:30	37	43	0	50	25	43	27	39	14	47	21	44
05:45	56	43	0	34	30	48	27	45	23	51	27	44
06:00	54	60	10	33	21	40	28	41	23	36	27	42
06:15	61	39	37	31	31	26	33	31	37	32	40	32
06:30	55	27	27	23	31	26	38	22	33	23	37	24
06:45	55	34	31	18	31	22	34	28	31	28	36	26
07:00	61	31	29	20	28	13	19	17	30	14	33	19
07:15	53	25	29	24	47	11	47	17	37	23	43	20
07:30	71	27	47	17	48	15	51	17	41	21	52	19
07:45	65	11	48	21	52	14	53	22	39	11	51	16
08:00	56	28	48	10	49	12	39	18	37	16	46	17
08:15	58	13	40	13	29	13	35	19	30	11	38	14
08:30	58	19	43	13	38	12	51	14	39	15	46	15
08:45	60	11	44	4	53	16	49	10	35	20	48	12
09:00	69	7	36	12	45	9	53	13	47	11	50	10
09:15	75	11	40	13	40	10	37	11	44	14	47	12
09:30	82	18	41	15	44	13	41	12	37	19	49	15
09:45	81	19	45	5	37	7	49	9	45	10	51	10
10:00	68	9	28	4	35	8	37	11	51	6	44	8
10:15	66	4	23	8	47	8	42	6	29	5	41	6
10:30	62	8	35	5	34	9	35	8	33	3	40	7
10:45	51	7	51	3	34	8	34	3	29	3	40	5
11:00	67	4	31	6	39	4	34	5	32	6	41	5
11:15	50	0	29	13	39	8	32	10	39	7	38	8
11:30	52	0	38	7	34	12	39	7	43	10	41	7
11:45	58	0	34	2	34	4	34	6	41	3	40	3
Totals	1757	1624	864	1273	1058	1326	1085	1342	1006	1442	1154	1401
Day Total	3381		2137		2384		2427		2448		2555	
AM Pct	52.0%		40.4%		44.4%		44.7%		41.1%		45.2%	

AECOM

7:00-8:00 AM	250	153	175	170	147	179
7:15-8:15 AM	245	172	196	190	154	191
7:30-8:30 AM	250	183	178	178	147	187
7:45-8:45 AM	237	179	168	178	145	181
8:00-9:00 AM	232	175	169	174	141	178

4:00-5:00 PM	233	178	182	173	197	193
4:15-5:15 PM	228	182	167	171	166	183
4:30-5:30 PM	226	181	188	176	165	187
4:45-5:45 PM	206	184	173	163	168	179
5:00-6:00 PM	195	180	183	167	166	178

Client: AECOM
 File Number:
 Route: Welch Rd
 Location: Between Oak Rd & S Pasteur Dr

Site Ref: 03
 Direction: NB

Count Date	4/25/2022		4/26/2022		4/27/2022		4/28/2022		4/29/2022		Average	
Count Time	AM	PM	AM	PM	AM	PM	AM	PM	AM	PM	AM	PM
00:00	3	30	0	30	3	39	1	31	8	33	3	33
00:15	2	34	0	28	3	43	2	31	3	34	2	34
00:30	6	32	0	29	6	58	2	41	2	44	3	41
00:45	4	48	0	39	3	46	0	42	1	47	2	44
01:00	1	24	0	36	5	40	0	45	4	38	2	37
01:15	2	35	0	27	2	39	1	41	2	37	1	36
01:30	1	45	0	44	3	47	2	40	0	30	1	41
01:45	0	36	0	36	0	34	0	49	1	56	0	42
02:00	0	32	0	42	1	47	1	37	7	51	2	42
02:15	2	33	0	30	1	40	2	47	1	35	1	37
02:30	1	36	0	40	24	34	23	53	26	41	15	41
02:45	0	31	0	33	0	43	1	26	3	40	1	35
03:00	2	27	0	30	0	26	3	24	2	40	1	29
03:15	3	34	0	39	0	31	0	38	0	40	1	36
03:30	1	30	0	29	1	41	0	30	1	45	1	35
03:45	2	36	0	42	0	32	0	38	0	47	0	39
04:00	1	31	0	28	3	35	5	46	3	47	2	37
04:15	1	38	0	47	3	28	0	44	1	30	1	37
04:30	9	41	0	39	2	36	1	23	1	38	3	35
04:45	7	47	0	36	4	41	7	24	8	37	5	37
05:00	6	42	0	43	6	32	11	38	2	31	5	37
05:15	14	43	0	46	7	42	3	39	9	38	7	42
05:30	15	31	0	40	9	38	6	30	8	37	8	35
05:45	22	39	0	37	16	33	17	33	15	35	14	35
06:00	29	35	5	43	24	40	11	29	13	32	16	36
06:15	30	48	17	50	15	46	14	51	15	56	18	50
06:30	33	27	25	32	17	45	26	32	29	30	26	33
06:45	25	23	24	32	24	20	19	35	22	31	23	28
07:00	27	26	15	27	27	25	23	31	17	24	22	27
07:15	31	28	28	27	18	20	20	20	25	27	24	24
07:30	28	14	25	20	26	22	19	19	36	30	27	21
07:45	29	14	43	22	35	17	38	19	41	18	37	18
08:00	41	16	24	16	23	12	40	18	26	14	31	15
08:15	48	16	41	15	36	14	35	21	48	21	42	17
08:30	34	9	27	14	34	19	41	22	31	14	33	16
08:45	33	7	32	13	33	16	38	16	28	20	33	14
09:00	48	5	21	11	40	15	22	6	31	14	32	10
09:15	42	12	30	14	32	12	34	9	29	10	33	11
09:30	54	3	29	7	33	6	26	11	24	10	33	7
09:45	48	4	26	7	18	10	32	10	28	7	30	8
10:00	45	7	36	6	31	6	27	4	32	13	34	7
10:15	42	14	33	12	25	12	26	12	25	9	30	12
10:30	38	12	39	10	23	11	35	9	23	9	32	10
10:45	48	3	45	3	25	9	27	4	24	1	34	4
11:00	28	1	33	9	40	7	23	10	41	8	33	7
11:15	29	0	25	6	50	4	31	10	32	2	33	4
11:30	31	0	32	12	32	6	47	7	29	4	34	6
11:45	30	0	43	7	45	3	33	2	28	5	36	3
Totals	976	1179	698	1285	808	1322	775	1297	785	1360	808	1289
Day Total	2155	1983	2130	2072	2145	2097						
AM Pct	45.3%	35.2%	37.9%	37.4%	36.6%	38.6%						

AECOM

7:00-8:00 AM	115	111	106	100	119	110
7:15-8:15 AM	129	120	102	117	128	119
7:30-8:30 AM	146	133	120	132	151	136
7:45-8:45 AM	152	135	128	154	146	143
8:00-9:00 AM	156	124	126	154	133	139

4:00-5:00 PM	157	150	140	137	152	147
4:15-5:15 PM	168	165	137	129	136	147
4:30-5:30 PM	173	164	151	124	144	151
4:45-5:45 PM	163	165	153	131	143	151
5:00-6:00 PM	155	166	145	140	141	149

Client: AECOM
 File Number:
 Route: Quarry Rd
 Location: Between Welch Rd & Campus Drive West

Site Ref: 04
 Direction: SB

Count Date	4/25/2022		4/26/2022		4/27/2022		4/28/2022		4/29/2022		Average	
Count Time	AM	PM	AM	PM	AM	PM	AM	PM	AM	PM	AM	PM
00:00	1	25	5	26	2	34	7	27	3	20	4	26
00:15	4	27	3	26	4	31	5	25	4	30	4	28
00:30	0	24	5	26	3	43	1	31	3	29	2	31
00:45	2	33	0	30	3	25	4	27	8	36	3	30
01:00	2	24	3	34	3	27	4	22	3	33	3	28
01:15	2	37	2	34	3	35	2	34	3	28	2	34
01:30	1	35	2	47	1	34	1	24	0	29	1	34
01:45	0	25	6	33	2	28	2	28	3	37	3	30
02:00	0	36	3	32	3	28	3	30	3	32	2	32
02:15	0	31	1	40	3	41	1	31	3	34	2	35
02:30	2	40	4	42	2	42	1	37	5	29	3	38
02:45	1	19	2	32	3	48	0	30	2	30	2	32
03:00	3	21	2	32	3	22	1	29	3	37	2	28
03:15	2	32	9	29	2	25	2	25	5	29	4	28
03:30	8	37	10	31	9	31	4	35	8	47	8	36
03:45	9	39	6	35	6	34	7	28	7	35	7	34
04:00	4	28	9	34	4	34	5	30	9	36	6	32
04:15	5	25	5	42	4	30	3	35	2	33	4	33
04:30	15	26	7	23	10	35	4	36	4	40	8	32
04:45	12	29	9	28	8	34	5	23	10	33	9	29
05:00	11	30	9	33	7	40	11	43	7	27	9	35
05:15	18	26	13	32	16	36	15	32	11	44	15	34
05:30	40	31	40	30	22	31	26	33	27	34	31	32
05:45	29	37	33	30	25	26	23	35	27	34	27	32
06:00	34	27	21	29	25	22	26	40	23	41	26	32
06:15	30	24	27	39	27	34	13	29	31	30	26	31
06:30	30	28	25	27	30	23	35	37	34	34	31	30
06:45	28	26	21	25	26	19	28	26	21	32	25	26
07:00	33	17	28	31	21	21	24	22	26	18	26	22
07:15	28	16	35	24	25	27	28	20	21	18	27	21
07:30	32	20	30	29	24	16	18	30	23	29	25	25
07:45	36	19	34	19	32	21	37	21	22	17	32	19
08:00	30	33	31	14	30	19	27	23	23	19	28	22
08:15	31	17	20	11	25	19	17	17	14	21	21	17
08:30	31	21	27	24	33	19	18	18	21	17	26	20
08:45	45	21	41	16	37	11	31	8	30	20	37	15
09:00	44	12	22	22	33	21	32	19	27	11	32	17
09:15	40	12	28	12	33	11	31	12	34	8	33	11
09:30	42	16	33	11	32	13	49	11	30	17	37	14
09:45	36	12	39	11	35	10	26	13	28	13	33	12
10:00	30	12	24	10	32	9	25	13	37	13	30	11
10:15	31	11	40	8	20	15	26	9	37	9	31	10
10:30	32	7	29	10	29	7	32	13	26	15	30	10
10:45	29	7	18	5	30	9	24	14	33	7	27	8
11:00	28	5	23	6	40	12	22	5	42	11	31	8
11:15	41	7	31	7	34	12	35	12	25	9	33	9
11:30	32	9	35	3	26	4	33	6	35	10	32	6
11:45	42	5	34	5	28	7	33	4	39	4	35	5
Totals	986	1101	884	1179	855	1175	807	1152	842	1219	875	1165
Day Total	2087		2063		2030		1959		2061		2040	
AM Pct	47.2%		42.9%		42.1%		41.2%		40.9%		42.9%	

AECOM

7:00-8:00 AM	129	127	102	107	92	111
7:15-8:15 AM	126	130	111	110	89	113
7:30-8:30 AM	129	115	111	99	82	107
7:45-8:45 AM	128	112	120	99	80	108
8:00-9:00 AM	137	119	125	93	88	112

4:00-5:00 PM	108	127	133	124	142	127
4:15-5:15 PM	110	126	139	137	133	129
4:30-5:30 PM	111	116	145	134	144	130
4:45-5:45 PM	116	123	141	131	138	130
5:00-6:00 PM	124	125	133	143	139	133

Client: AECOM
 File Number:
 Route: Quarry Rd
 Location: Between Welch Rd & Campus Drive West

Site Ref: 04
 Direction: NB

Count Date	4/25/2022		4/26/2022		4/27/2022		4/28/2022		4/29/2022		Average	
Count Time	AM	PM	AM	PM	AM	PM	AM	PM	AM	PM	AM	PM
00:00	2	31	7	26	6	47	10	30	7	37	6	34
00:15	3	39	4	32	4	33	3	39	7	44	4	37
00:30	4	36	7	35	5	38	3	41	4	39	5	38
00:45	2	34	5	47	3	22	1	35	9	21	4	32
01:00	2	29	2	34	5	31	9	32	7	32	5	32
01:15	1	37	2	32	4	30	1	30	2	42	2	34
01:30	1	34	5	38	2	36	3	27	4	37	3	34
01:45	2	19	5	35	0	33	5	39	2	31	3	31
02:00	1	40	6	38	3	37	3	31	2	29	3	35
02:15	3	29	2	42	3	35	1	25	1	55	2	37
02:30	2	37	3	33	1	44	2	48	2	35	2	39
02:45	0	23	9	51	2	47	4	40	2	43	3	41
03:00	3	25	0	28	2	34	0	28	11	31	3	29
03:15	1	37	6	41	1	35	5	47	4	32	3	38
03:30	1	46	4	41	7	37	3	38	2	36	3	40
03:45	5	33	8	31	6	34	4	34	3	29	5	32
04:00	9	36	6	33	6	37	2	35	8	38	6	36
04:15	4	52	4	43	3	38	2	38	3	40	3	42
04:30	11	44	6	32	10	37	6	26	8	45	8	37
04:45	18	37	20	47	22	35	10	30	13	48	17	39
05:00	10	41	12	43	6	50	7	53	5	36	8	45
05:15	17	37	15	51	8	51	9	38	9	50	12	45
05:30	15	43	17	46	8	45	14	45	7	46	12	45
05:45	18	43	18	40	16	42	11	51	11	41	15	43
06:00	37	28	22	36	21	33	32	34	22	37	27	34
06:15	38	39	35	46	38	39	21	40	31	42	33	41
06:30	48	32	42	29	39	35	36	33	45	34	42	33
06:45	50	28	36	29	30	25	33	27	16	39	33	30
07:00	30	28	30	23	40	26	24	15	29	35	31	25
07:15	32	26	29	27	16	21	30	29	24	26	26	26
07:30	37	21	26	29	31	22	26	23	46	23	33	24
07:45	38	12	42	19	32	38	34	25	40	17	37	22
08:00	30	29	32	16	36	26	35	21	41	8	35	20
08:15	38	25	33	13	27	28	24	16	24	18	29	20
08:30	27	19	33	25	37	19	39	17	40	16	35	19
08:45	27	24	30	18	36	18	45	22	31	23	34	21
09:00	29	24	27	14	26	8	27	9	25	13	27	14
09:15	27	5	22	15	29	6	23	11	40	16	28	11
09:30	28	13	20	18	34	14	17	6	19	9	24	12
09:45	22	7	25	8	19	9	26	9	30	12	24	9
10:00	25	20	22	10	26	20	28	15	35	12	27	15
10:15	32	14	37	9	17	9	21	8	24	9	26	10
10:30	35	9	28	10	15	6	25	12	19	6	24	9
10:45	34	2	36	11	35	13	35	15	18	12	32	11
11:00	40	9	26	6	37	15	34	10	31	15	34	11
11:15	23	9	27	11	35	17	31	14	38	10	31	12
11:30	31	11	24	9	30	12	22	7	23	10	26	10
11:45	38	4	29	5	33	8	38	6	38	6	35	6
Totals	931	1300	886	1355	852	1375	824	1304	862	1365	871	1340
Day Total	2231		2241		2227		2128		2227		2211	
AM Pct	41.7%		39.5%		38.3%		38.7%		38.7%		39.4%	

AECOM

7:00-8:00 AM	137	127	119	114	139	127
7:15-8:15 AM	137	129	115	125	151	131
7:30-8:30 AM	143	133	126	119	151	134
7:45-8:45 AM	133	140	132	132	145	136
8:00-9:00 AM	122	128	136	143	136	133

4:00-5:00 PM	169	155	147	129	171	154
4:15-5:15 PM	174	165	160	147	169	163
4:30-5:30 PM	159	173	173	147	179	166
4:45-5:45 PM	158	187	181	166	180	174
5:00-6:00 PM	164	180	188	187	173	178

Client: AECOM
 File Number:
 Route: Palm Dr
 Location: Between Campus Dr & Arboretum Rd

Site Ref: 05
 Direction: SB

Count Date	4/25/2022		4/26/2022		4/27/2022		4/28/2022		4/29/2022		Average	
Count Time	AM	PM	AM	PM	AM	PM	AM	PM	AM	PM	AM	PM
00:00	7	54	4	57	7	55	8	76	14	64	8	61
00:15	1	65	3	53	9	64	7	72	16	71	7	65
00:30	1	49	2	56	5	52	8	80	14	53	6	58
00:45	4	65	2	65	0	67	3	66	14	69	5	66
01:00	0	54	5	76	4	63	6	79	10	48	5	64
01:15	2	62	1	73	3	83	1	79	8	79	3	75
01:30	4	50	2	66	1	36	0	64	6	61	3	55
01:45	1	42	1	48	1	58	3	67	13	77	4	58
02:00	2	54	5	49	2	46	4	51	5	85	4	57
02:15	3	59	6	50	4	47	2	67	4	72	4	59
02:30	0	63	4	47	2	62	3	59	2	64	2	59
02:45	1	45	2	81	1	68	0	59	0	68	1	64
03:00	1	33	3	59	4	69	1	63	3	72	2	59
03:15	4	35	3	52	3	57	3	52	2	68	3	53
03:30	7	50	12	42	7	63	5	63	7	70	8	58
03:45	4	53	3	51	6	63	9	72	4	72	5	62
04:00	2	59	6	58	6	54	4	57	3	93	4	64
04:15	10	46	12	57	6	81	9	68	16	90	11	68
04:30	11	64	9	53	14	52	5	72	12	98	10	68
04:45	29	53	18	60	17	57	25	83	22	106	22	72
05:00	17	59	13	72	24	85	21	99	17	91	18	81
05:15	38	43	27	80	31	56	23	76	35	89	31	69
05:30	47	60	39	66	41	82	32	74	37	75	39	71
05:45	72	73	55	60	50	78	45	79	44	72	53	72
06:00	63	60	52	66	41	75	40	82	39	88	47	74
06:15	67	49	61	57	58	80	64	81	51	98	60	73
06:30	65	60	57	71	57	57	52	60	60	88	58	67
06:45	67	45	69	62	60	73	69	73	56	81	64	67
07:00	57	66	57	61	57	61	48	54	42	59	52	60
07:15	57	45	61	46	60	46	50	60	48	66	55	53
07:30	61	39	66	51	74	54	86	59	87	61	75	53
07:45	80	27	88	42	86	42	75	53	99	58	86	44
08:00	55	55	71	42	89	49	89	50	103	76	81	54
08:15	75	26	98	41	74	42	94	45	104	66	89	44
08:30	90	26	99	35	108	35	120	48	120	68	107	42
08:45	101	38	108	40	126	37	123	50	129	51	117	43
09:00	112	30	106	29	134	24	102	38	124	55	116	35
09:15	103	20	121	36	105	37	109	28	111	47	110	34
09:30	104	27	91	22	89	42	98	50	109	33	98	35
09:45	76	29	70	31	73	34	84	39	114	53	83	37
10:00	62	25	73	28	54	32	66	45	66	35	64	33
10:15	72	25	61	33	63	22	74	41	68	42	68	33
10:30	64	15	51	22	68	17	79	26	68	40	66	24
10:45	75	11	72	18	86	11	75	16	79	31	77	17
11:00	48	5	74	13	63	16	55	18	63	20	61	14
11:15	43	6	75	14	73	6	62	17	76	18	66	12
11:30	64	13	47	6	71	17	57	37	107	21	69	19
11:45	57	7	50	17	79	9	65	18	101	13	70	13
Totals	1986	2039	2015	2314	2096	2416	2063	2765	2332	3075	2098	2522
Day Total	4025	4329	4329	4512	4828	5407	4620					
AM Pct	49.3%	46.5%	46.5%	46.5%	42.7%	43.1%	45.4%					

AECOM

7:00-8:00 AM	255	272	277	259	276	268
7:15-8:15 AM	253	286	309	300	337	297
7:30-8:30 AM	271	323	323	344	393	331
7:45-8:45 AM	300	356	357	378	426	363
8:00-9:00 AM	321	376	397	426	456	395

4:00-5:00 PM	222	228	244	280	387	272
4:15-5:15 PM	222	242	275	322	385	289
4:30-5:30 PM	219	265	250	330	384	290
4:45-5:45 PM	215	278	280	332	361	293
5:00-6:00 PM	235	278	301	328	327	294

Client: AECOM
 File Number:
 Route: Palm Dr
 Location: Between Campus Dr & Arboretum Rd

Site Ref: 05
 Direction: NB

Count Date	4/25/2022		4/26/2022		4/27/2022		4/28/2022		4/29/2022		Average	
Count Time	AM	PM	AM	PM	AM	PM	AM	PM	AM	PM	AM	PM
00:00	4	45	5	41	9	47	11	50	5	49	7	46
00:15	8	38	5	38	3	44	4	49	13	55	7	45
00:30	3	41	3	45	4	39	5	47	8	60	5	46
00:45	4	34	5	44	7	43	5	58	4	53	5	46
01:00	2	54	16	51	16	63	13	70	13	45	12	57
01:15	5	55	5	59	4	59	10	65	11	52	7	58
01:30	8	49	1	54	5	55	5	63	10	52	6	55
01:45	0	39	5	31	4	46	4	57	8	49	4	44
02:00	2	46	2	48	0	81	2	70	4	55	2	60
02:15	4	55	6	37	6	77	5	61	6	68	5	60
02:30	10	61	20	67	18	64	16	68	24	89	18	70
02:45	1	68	3	46	1	64	2	67	3	99	2	69
03:00	2	62	1	66	4	62	2	73	0	69	2	66
03:15	1	75	3	75	0	81	0	71	1	73	1	75
03:30	1	65	0	77	3	65	0	67	0	84	1	72
03:45	2	56	0	83	0	86	0	68	1	82	1	75
04:00	1	54	1	68	1	61	0	66	1	81	1	66
04:15	0	52	2	64	2	72	3	83	5	101	2	74
04:30	5	81	9	90	13	66	10	90	15	110	10	87
04:45	0	59	4	102	5	97	3	85	3	97	3	88
05:00	8	96	3	101	3	100	1	116	0	108	3	104
05:15	8	91	3	109	4	92	7	110	8	107	6	102
05:30	12	81	5	77	4	95	4	129	3	97	6	96
05:45	11	88	7	100	11	85	7	104	12	122	10	100
06:00	5	81	5	99	8	90	17	104	6	89	8	93
06:15	4	85	8	103	14	83	11	105	9	104	9	96
06:30	9	60	26	72	15	71	11	86	17	88	16	75
06:45	19	74	19	85	33	75	16	91	18	81	21	81
07:00	34	72	28	70	42	89	22	90	36	58	32	76
07:15	20	56	16	86	28	55	13	118	15	69	18	77
07:30	8	63	19	76	16	64	32	97	22	83	19	77
07:45	21	43	18	73	21	88	39	65	40	77	28	69
08:00	33	39	29	67	34	92	20	58	29	91	29	69
08:15	25	49	23	54	21	53	30	54	47	86	29	59
08:30	42	35	17	49	20	68	17	51	18	92	23	59
08:45	28	46	25	29	22	54	28	45	21	71	25	49
09:00	31	20	21	37	24	27	24	54	27	77	25	43
09:15	34	26	39	22	20	34	40	27	33	60	33	34
09:30	33	24	25	29	30	37	27	24	29	42	29	31
09:45	38	28	26	16	22	19	27	44	43	47	31	31
10:00	30	26	30	13	32	18	28	43	34	54	31	31
10:15	21	14	22	12	26	20	25	39	22	22	23	21
10:30	29	21	30	12	14	16	22	35	41	30	27	23
10:45	26	8	22	9	48	10	27	27	62	16	37	14
11:00	30	23	37	16	34	12	44	21	61	17	41	18
11:15	36	15	40	13	36	17	47	15	42	18	40	16
11:30	42	14	39	14	45	17	39	12	49	17	43	15
11:45	39	6	47	9	47	4	70	7	58	2	52	6
Totals	739	2373	725	2638	779	2757	795	3099	937	3248	795	2823
Day Total	3112	3363	3536	3894	4185	3618						
AM Pct	23.7%	21.6%	22.0%	20.4%	22.4%	22.0%						

AECOM

7:00-8:00 AM	83	81	107	106	113	98
7:15-8:15 AM	82	82	99	104	106	95
7:30-8:30 AM	87	89	92	121	138	105
7:45-8:45 AM	121	87	96	106	134	109
8:00-9:00 AM	128	94	97	95	115	106

4:00-5:00 PM	246	324	296	324	389	316
4:15-5:15 PM	288	357	335	374	416	354
4:30-5:30 PM	327	402	355	401	422	381
4:45-5:45 PM	327	389	384	440	409	390
5:00-6:00 PM	356	387	372	459	434	402

Client: AECOM
 File Number:
 Route: Lasuen St
 Location: Between Campus Dr & Arboretum Rd

Site Ref: 06
 Direction: NB

Count Date	4/25/2022		4/26/2022		4/27/2022		4/28/2022		4/29/2022		Average	
Count Time	AM	PM	AM	PM	AM	PM	AM	PM	AM	PM	AM	PM
00:00	1	6	1	2	0	8	0	4	1	7	1	5
00:15	0	5	1	6	0	2	0	1	0	10	0	5
00:30	0	2	0	1	1	5	0	1	1	10	0	4
00:45	0	1	0	3	0	2	0	4	0	9	0	4
01:00	0	3	0	5	0	5	0	6	0	9	0	6
01:15	0	2	0	3	0	3	0	4	0	10	0	4
01:30	0	1	0	3	0	2	0	4	0	5	0	3
01:45	0	2	0	3	0	2	0	1	0	9	0	3
02:00	0	7	0	1	0	2	0	1	0	9	0	4
02:15	0	2	0	5	0	0	0	4	0	11	0	4
02:30	0	1	0	5	0	9	0	4	0	11	0	6
02:45	0	1	0	1	0	3	0	6	0	10	0	4
03:00	0	10	0	6	0	5	0	11	0	9	0	8
03:15	0	1	0	7	0	4	0	3	1	10	0	5
03:30	0	4	0	5	0	6	0	11	0	11	0	7
03:45	0	5	0	6	0	4	0	2	0	12	0	6
04:00	0	5	0	7	1	5	0	5	0	10	0	6
04:15	1	4	0	4	0	4	0	6	0	13	0	6
04:30	0	2	0	6	0	5	0	9	0	10	0	6
04:45	0	6	0	10	0	3	0	4	0	4	0	5
05:00	0	8	3	10	0	10	0	9	0	10	1	9
05:15	0	8	0	7	0	9	0	14	0	6	0	9
05:30	1	2	1	2	0	5	1	4	0	12	1	5
05:45	0	5	0	5	0	1	0	7	1	9	0	5
06:00	3	2	0	8	6	7	0	11	0	10	2	8
06:15	0	5	3	2	3	2	2	4	1	6	2	4
06:30	3	3	1	5	1	4	0	2	2	17	1	6
06:45	0	2	4	6	0	4	1	4	2	5	1	4
07:00	0	2	2	2	1	2	3	5	3	6	2	3
07:15	3	1	1	5	0	4	1	1	0	7	1	4
07:30	1	0	0	3	2	2	0	4	1	2	1	2
07:45	1	2	2	5	2	7	3	6	0	9	2	6
08:00	0	2	1	0	0	0	1	1	1	18	1	4
08:15	0	1	1	1	1	2	2	2	0	22	1	6
08:30	2	1	1	0	2	2	3	2	2	39	2	9
08:45	0	1	0	1	0	1	0	1	2	10	0	3
09:00	0	0	1	1	1	0	1	0	1	5	1	1
09:15	3	1	1	1	1	2	1	0	11	6	3	2
09:30	3	0	1	0	0	1	1	1	6	7	2	2
09:45	0	1	0	2	2	2	2	3	3	5	1	3
10:00	0	0	2	0	1	0	3	0	4	2	2	0
10:15	1	0	2	0	2	0	0	0	9	2	3	0
10:30	4	0	2	1	3	1	2	2	5	0	3	1
10:45	4	0	3	0	0	0	5	0	8	0	4	0
11:00	5	0	0	0	2	0	7	0	3	2	3	0
11:15	1	0	0	0	2	0	2	0	6	1	2	0
11:30	4	2	0	1	2	2	1	1	8	4	3	2
11:45	2	0	2	0	1	0	2	0	3	0	2	0
Totals	43	119	36	157	37	149	44	175	85	411	49	202
Day Total	162	193	186	219	496	251						
AM Pct	26.5%	18.7%	19.9%	20.1%	17.1%	19.5%						

AECOM

7:00-8:00 AM	5	5	5	7	4	5
7:15-8:15 AM	5	4	4	5	2	4
7:30-8:30 AM	2	4	5	6	2	4
7:45-8:45 AM	3	5	5	9	3	5
8:00-9:00 AM	2	3	3	6	5	4

4:00-5:00 PM	17	27	17	24	37	24
4:15-5:15 PM	20	30	22	28	37	27
4:30-5:30 PM	24	33	27	36	30	30
4:45-5:45 PM	24	29	27	31	32	29
5:00-6:00 PM	23	24	25	34	37	29

Client: AECOM
 File Number:
 Route: Galvez St
 Location: Between Campus Dr & Arboretum Rd

Site Ref: 07
 Direction: SB

Count Date	4/25/2022		4/26/2022		4/27/2022		4/28/2022		4/29/2022		Average	
Count Time	AM	PM	AM	PM	AM	PM	AM	PM	AM	PM	AM	PM
00:00	4	47	2	42	8	49	6	58	5	64	5	52
00:15	9	40	2	37	10	53	2	43	6	55	6	46
00:30	9	34	4	52	6	46	5	54	7	51	6	47
00:45	6	44	2	56	4	55	4	51	8	65	5	54
01:00	2	39	1	49	3	42	5	60	5	51	3	48
01:15	4	37	5	56	5	45	1	43	2	51	3	46
01:30	3	41	3	45	9	47	1	56	2	58	4	49
01:45	0	26	2	38	6	30	2	42	1	61	2	39
02:00	2	35	2	32	3	43	1	63	3	63	2	47
02:15	1	22	1	37	2	40	3	51	2	58	2	42
02:30	1	31	0	35	1	39	0	43	1	62	1	42
02:45	3	37	3	28	0	47	1	51	1	57	2	44
03:00	0	59	2	45	1	47	1	70	1	52	1	55
03:15	1	38	1	35	1	39	0	55	2	56	1	45
03:30	2	39	1	37	2	62	2	46	2	47	2	46
03:45	0	46	3	43	3	42	0	58	4	64	2	51
04:00	2	52	2	46	1	48	4	65	1	54	2	53
04:15	3	47	4	45	3	53	0	59	3	79	3	57
04:30	5	55	7	54	4	46	6	61	8	66	6	56
04:45	18	66	13	63	15	78	15	76	15	88	15	74
05:00	25	73	37	47	23	76	27	72	20	88	26	71
05:15	31	76	13	54	15	68	16	78	20	94	19	74
05:30	64	69	36	60	35	61	37	62	36	82	42	67
05:45	92	70	48	76	53	71	55	57	58	99	61	75
06:00	58	64	54	93	49	73	49	65	41	89	50	77
06:15	58	64	62	78	76	85	62	59	57	97	63	77
06:30	58	50	73	62	65	64	66	64	72	93	67	67
06:45	57	51	58	65	71	54	55	61	62	84	61	63
07:00	42	49	61	53	47	62	43	64	69	78	52	61
07:15	61	50	53	62	45	59	44	53	65	83	54	61
07:30	62	42	72	44	63	49	55	57	70	69	64	52
07:45	74	40	81	39	77	40	80	56	91	63	81	48
08:00	64	31	74	44	65	36	82	35	110	67	79	43
08:15	50	32	65	27	80	45	69	32	99	57	73	39
08:30	72	27	65	28	75	45	102	26	126	50	88	35
08:45	69	26	78	32	81	39	61	31	124	49	83	35
09:00	72	35	67	21	93	21	71	27	127	34	86	28
09:15	52	19	76	23	93	20	73	18	104	35	80	23
09:30	70	16	60	13	63	16	82	23	81	38	71	21
09:45	68	15	66	10	60	16	79	26	89	24	72	18
10:00	59	8	53	11	41	12	54	15	59	24	53	14
10:15	42	14	33	10	48	12	46	12	53	28	44	15
10:30	54	14	48	12	45	14	65	19	55	18	53	15
10:45	48	12	48	7	62	11	43	13	64	14	53	11
11:00	43	5	47	13	52	6	39	6	55	13	47	9
11:15	46	6	49	17	51	6	52	8	66	13	53	10
11:30	40	5	52	15	67	8	73	12	63	11	59	10
11:45	54	7	53	9	57	5	67	9	85	6	63	7
Totals	1660	1805	1642	1900	1739	2025	1706	2165	2100	2702	1769	2119
Day Total	3465		3542		3764		3871		4802		3889	
AM Pct	47.9%		46.4%		46.2%		44.1%		43.7%		45.5%	

AECOM

7:00-8:00 AM	239	267	232	222	295	251
7:15-8:15 AM	261	280	250	261	336	278
7:30-8:30 AM	250	292	285	286	370	297
7:45-8:45 AM	260	285	297	333	426	320
8:00-9:00 AM	255	282	301	314	459	322

4:00-5:00 PM	220	208	225	261	287	240
4:15-5:15 PM	241	209	253	268	321	258
4:30-5:30 PM	270	218	268	287	336	276
4:45-5:45 PM	284	224	283	288	352	286
5:00-6:00 PM	288	237	276	269	363	287

Client: AECOM
 File Number:
 Route: Galvez St
 Location: Between Campus Dr & Arboretum Rd

Site Ref: 07
 Direction: NB

Count Date	4/25/2022		4/26/2022		4/27/2022		4/28/2022		4/29/2022		Average	
Count Time	AM	PM	AM	PM	AM	PM	AM	PM	AM	PM	AM	PM
00:00	13	54	4	55	4	46	3	51	3	63	5	54
00:15	8	40	5	36	4	53	3	53	11	66	6	50
00:30	5	48	5	38	7	58	3	47	4	55	5	49
00:45	4	42	2	54	3	60	3	46	4	71	3	55
01:00	2	49	6	54	3	57	1	59	3	72	3	58
01:15	6	60	6	56	9	80	6	73	4	66	6	67
01:30	3	63	1	73	3	71	1	74	5	106	3	77
01:45	0	40	5	59	4	46	6	67	3	79	4	58
02:00	2	50	4	67	6	65	3	59	6	82	4	65
02:15	3	67	5	64	5	77	2	68	6	78	4	71
02:30	4	76	11	70	7	81	10	87	10	76	8	78
02:45	1	41	6	84	3	69	2	71	4	83	3	70
03:00	2	58	2	81	2	77	0	88	5	85	2	78
03:15	3	86	4	90	1	95	5	108	1	115	3	99
03:30	1	84	1	105	3	88	4	101	4	131	3	102
03:45	0	63	0	77	3	70	0	111	0	96	1	83
04:00	0	73	1	91	2	85	0	107	3	90	1	89
04:15	1	80	1	75	3	79	2	87	5	102	2	85
04:30	5	87	3	105	1	93	1	120	2	106	2	102
04:45	4	82	2	127	5	106	3	118	3	108	3	108
05:00	4	120	1	146	4	148	2	167	2	119	3	140
05:15	5	110	3	111	5	108	4	124	2	108	4	112
05:30	7	101	6	104	4	98	11	102	3	130	6	107
05:45	18	102	11	104	7	115	9	114	7	78	10	103
06:00	12	95	9	91	9	94	3	126	11	122	9	106
06:15	12	96	22	90	18	106	12	113	13	101	15	101
06:30	22	110	15	92	16	107	11	94	15	121	16	105
06:45	23	97	24	83	24	63	27	106	20	94	24	89
07:00	18	66	29	80	27	61	25	105	22	86	24	80
07:15	21	70	25	73	29	65	33	71	31	92	28	74
07:30	22	49	49	112	44	81	35	94	30	94	36	86
07:45	24	115	52	111	29	122	39	75	40	99	37	104
08:00	29	93	53	79	40	80	45	70	46	111	43	87
08:15	33	78	35	63	23	70	36	60	42	115	34	77
08:30	21	61	48	65	31	62	29	51	48	149	35	78
08:45	29	32	33	35	42	56	33	49	56	106	39	56
09:00	38	32	20	47	37	50	21	53	47	75	33	51
09:15	38	28	32	39	29	24	25	48	55	79	36	44
09:30	38	26	33	43	31	30	38	34	54	61	39	39
09:45	29	20	38	23	42	21	37	21	52	71	40	31
10:00	30	29	26	27	46	25	48	24	43	79	39	37
10:15	35	17	30	30	36	19	43	19	47	32	38	23
10:30	33	17	27	18	28	18	45	24	46	54	36	26
10:45	26	12	31	15	39	19	28	11	34	41	32	20
11:00	30	5	33	11	44	7	38	12	54	61	40	19
11:15	27	6	43	10	41	12	45	19	63	69	44	23
11:30	47	6	32	9	47	7	46	12	65	35	47	14
11:45	44	3	41	7	50	8	50	7	79	21	53	9
Totals	782	2839	875	3179	900	3132	876	3400	1113	4133	909	3337
Day Total	3621	4054	4032	4276	5246	4246						
AM Pct	21.6%	21.6%	22.3%	20.5%	21.2%	21.4%						

AECOM

7:00-8:00 AM	85	155	129	132	123	125
7:15-8:15 AM	96	179	142	152	147	143
7:30-8:30 AM	108	189	136	155	158	149
7:45-8:45 AM	107	188	123	149	176	149
8:00-9:00 AM	112	169	136	143	192	150

4:00-5:00 PM	322	398	363	432	406	384
4:15-5:15 PM	369	453	426	492	435	435
4:30-5:30 PM	399	489	455	529	441	463
4:45-5:45 PM	413	488	460	511	465	467
5:00-6:00 PM	433	465	469	507	435	462

Client: AECOM
 File Number:
 Route: Serra St
 Location: Between El Camino Real & Olmsted Rd

Site Ref: 08
 Direction: SB

Count Date	4/25/2022		4/26/2022		4/27/2022		4/28/2022		4/29/2022		Average	
Count Time	AM	PM	AM	PM	AM	PM	AM	PM	AM	PM	AM	PM
00:00	24	57	13	64	27	47	12	38	16	67	18	55
00:15	14	39	8	45	16	43	10	42	26	51	15	44
00:30	13	50	11	47	11	53	14	64	12	56	12	54
00:45	16	59	11	60	10	40	12	61	12	57	12	55
01:00	8	47	10	48	13	42	12	68	8	64	10	54
01:15	13	38	4	72	10	44	11	56	13	52	10	52
01:30	5	32	3	37	8	46	3	42	11	40	6	39
01:45	4	48	7	49	9	55	6	58	10	60	7	54
02:00	8	37	1	46	1	40	6	32	5	49	4	41
02:15	2	39	5	46	6	46	6	35	6	63	5	46
02:30	3	37	1	34	3	38	3	41	6	48	3	40
02:45	5	49	3	61	7	48	2	47	5	56	4	52
03:00	3	46	3	45	0	55	1	45	3	51	2	48
03:15	1	38	7	44	2	50	2	49	8	65	4	49
03:30	1	39	4	41	0	55	1	55	0	66	1	51
03:45	1	50	3	49	1	46	1	34	2	60	2	48
04:00	4	44	3	40	2	47	7	45	5	68	4	49
04:15	6	48	4	29	2	56	2	53	7	61	4	49
04:30	7	51	5	59	6	61	11	63	5	75	7	62
04:45	11	37	7	55	10	44	10	54	9	58	9	50
05:00	4	47	6	41	5	59	9	56	5	67	6	54
05:15	16	57	18	55	18	60	18	46	21	62	18	56
05:30	24	53	22	52	27	64	24	57	22	69	24	59
05:45	48	54	42	58	44	66	52	71	41	63	45	62
06:00	13	68	28	64	23	55	24	59	19	86	21	66
06:15	23	54	21	54	20	57	18	59	26	82	22	61
06:30	27	34	27	41	23	58	30	58	19	93	25	57
06:45	29	41	20	48	20	48	25	53	21	70	23	52
07:00	24	37	22	54	30	37	16	64	35	61	25	51
07:15	22	54	36	46	30	54	42	68	38	52	34	55
07:30	39	46	48	44	28	55	38	48	53	66	41	52
07:45	76	55	60	60	57	55	68	65	68	63	66	60
08:00	48	50	48	42	48	45	46	69	52	69	48	55
08:15	54	48	64	38	38	53	66	57	87	61	62	51
08:30	60	52	72	45	73	51	76	46	75	59	71	51
08:45	63	61	66	31	71	62	65	58	66	74	66	57
09:00	56	50	56	61	62	52	75	63	62	92	62	64
09:15	59	46	61	67	82	52	62	40	61	60	65	53
09:30	72	39	58	39	47	47	64	61	57	50	60	47
09:45	61	39	58	44	43	34	57	43	66	55	57	43
10:00	35	24	47	38	61	40	39	41	68	48	50	38
10:15	41	26	45	32	43	40	42	36	54	44	45	36
10:30	44	26	43	24	40	27	45	29	43	38	43	29
10:45	50	22	41	33	53	21	48	29	71	47	53	30
11:00	38	14	47	20	56	20	45	32	51	51	47	27
11:15	34	18	50	9	49	26	53	23	64	36	50	22
11:30	46	15	43	17	47	20	54	19	68	26	52	19
11:45	50	14	48	25	60	11	54	30	81	20	59	20
Totals	1305	2029	1310	2153	1342	2225	1387	2362	1563	2831	1381	2320
Day Total	3334	3463	3567	3749	4394	3701						
AM Pct	39.1%	37.8%	37.6%	37.0%	35.6%	37.3%						

AECOM

7:00-8:00 AM	161	166	145	164	194	166
7:15-8:15 AM	185	192	163	194	211	189
7:30-8:30 AM	217	220	171	218	260	217
7:45-8:45 AM	238	244	216	256	282	247
8:00-9:00 AM	225	250	230	253	280	248
4:00-5:00 PM	180	183	208	215	262	210
4:15-5:15 PM	183	184	220	226	261	215
4:30-5:30 PM	192	210	224	219	262	221
4:45-5:45 PM	194	203	227	213	256	219
5:00-6:00 PM	211	206	249	230	261	231

Client: AECOM
 File Number:
 Route: Serra St
 Location: Between El Camino Real & Olmsted Rd

Site Ref: 08
 Direction: NB

Count Date	4/25/2022		4/26/2022		4/27/2022		4/28/2022		4/29/2022		Average	
Count Time	AM	PM	AM	PM	AM	PM	AM	PM	AM	PM	AM	PM
00:00	22	64	12	57	16	54	17	46	19	67	17	58
00:15	16	42	16	51	18	48	18	57	28	69	19	53
00:30	15	47	12	53	18	52	16	63	26	60	17	55
00:45	18	44	11	39	9	47	14	55	14	51	13	47
01:00	14	53	13	53	5	36	16	61	19	66	13	54
01:15	11	37	5	55	14	55	8	57	18	69	11	55
01:30	8	55	6	57	9	46	7	56	15	61	9	55
01:45	5	43	6	65	5	41	5	58	12	62	7	54
02:00	3	63	7	43	4	51	6	54	10	82	6	59
02:15	9	47	6	55	7	65	13	52	15	65	10	57
02:30	4	65	12	67	13	72	9	68	17	91	11	73
02:45	4	58	5	65	3	63	7	68	8	73	5	65
03:00	3	51	2	60	6	65	3	65	2	81	3	64
03:15	2	57	2	65	0	79	1	75	1	73	1	70
03:30	2	82	6	83	2	87	5	60	2	89	3	80
03:45	3	73	1	58	0	61	2	69	0	70	1	66
04:00	0	55	2	73	2	63	0	81	5	69	2	68
04:15	3	71	2	67	3	78	4	87	8	69	4	74
04:30	4	74	4	75	4	71	12	73	5	88	6	76
04:45	2	65	3	75	3	70	7	77	6	91	4	76
05:00	6	70	3	71	3	71	3	81	9	92	5	77
05:15	5	70	7	83	4	102	9	86	3	75	6	83
05:30	10	59	5	86	6	75	8	72	12	78	8	74
05:45	10	75	14	81	6	72	8	69	8	95	9	78
06:00	10	69	9	73	14	56	7	93	9	86	10	75
06:15	10	92	9	71	6	91	5	69	12	85	8	82
06:30	13	55	8	68	12	69	9	76	12	98	11	73
06:45	13	79	8	85	17	82	19	76	13	85	14	81
07:00	20	71	14	90	19	78	21	85	19	91	19	83
07:15	22	59	17	75	21	68	18	79	16	75	19	71
07:30	26	65	36	66	25	76	27	86	22	81	27	75
07:45	44	48	35	61	37	79	35	71	37	81	38	68
08:00	43	46	36	59	35	66	44	73	44	89	40	67
08:15	25	61	22	41	44	65	37	73	36	67	33	61
08:30	46	47	26	60	35	55	39	57	56	80	40	60
08:45	41	55	50	60	47	51	45	52	52	67	47	57
09:00	37	50	51	55	44	65	42	58	49	79	45	61
09:15	39	45	23	61	47	43	39	61	48	74	39	57
09:30	35	28	42	44	27	51	46	70	59	84	42	55
09:45	45	42	54	56	45	50	55	54	57	56	51	52
10:00	40	38	37	38	38	36	51	48	60	71	45	46
10:15	43	34	29	33	44	33	29	48	47	73	38	44
10:30	39	42	27	30	36	36	55	56	69	54	45	44
10:45	34	34	50	34	34	21	39	31	51	38	42	32
11:00	51	21	34	36	57	28	40	40	51	24	47	30
11:15	41	14	58	16	49	23	49	27	48	30	49	22
11:30	46	21	47	17	45	24	43	26	58	33	48	24
11:45	31	14	40	20	45	16	56	35	61	23	47	22
Totals	973	2550	924	2786	983	2786	1048	3034	1248	3410	1035	2913
Day Total	3523		3710		3769		4082		4658		3948	
AM Pct	27.6%		24.9%		26.1%		25.7%		26.8%		26.2%	

AECOM

7:00-8:00 AM	112	102	102	101	94	102
7:15-8:15 AM	135	124	118	124	119	124
7:30-8:30 AM	138	129	141	143	139	138
7:45-8:45 AM	158	119	151	155	173	151
8:00-9:00 AM	155	134	161	165	188	161

4:00-5:00 PM	265	290	282	318	317	294
4:15-5:15 PM	280	288	290	318	340	303
4:30-5:30 PM	279	304	314	317	346	312
4:45-5:45 PM	264	315	318	316	336	310
5:00-6:00 PM	274	321	320	308	340	313

Client: AECOM
 File Number:
 Route: Yale St
 Location: Between Olmsted Rd & Stanford Ave

Site Ref: 09
 Direction: WB

Count Date	4/25/2022		4/26/2022		4/27/2022		4/28/2022		4/29/2022		Average	
Count Time	AM	PM	AM	PM	AM	PM	AM	PM	AM	PM	AM	PM
00:00	1	8	1	8	1	6	5	5	3	7	2	7
00:15	3	4	0	6	1	9	3	8	1	8	2	7
00:30	2	7	2	7	3	8	0	5	0	6	1	7
00:45	0	7	0	10	1	7	4	11	1	11	1	9
01:00	0	9	1	7	0	7	0	10	1	10	0	9
01:15	1	8	0	13	0	7	1	10	0	10	0	10
01:30	1	15	0	10	1	14	0	7	0	8	0	11
01:45	0	7	0	3	0	14	0	7	0	13	0	9
02:00	0	13	0	7	0	6	0	11	1	16	0	11
02:15	0	8	0	7	0	3	0	6	0	11	0	7
02:30	0	11	0	13	0	5	0	13	0	10	0	10
02:45	0	3	0	5	2	11	0	9	0	4	0	6
03:00	1	3	0	6	0	3	0	12	0	5	0	6
03:15	0	6	0	8	0	7	0	8	0	14	0	9
03:30	1	8	0	16	0	14	1	13	0	18	0	14
03:45	0	7	0	7	0	13	0	14	0	11	0	10
04:00	0	7	0	7	0	6	0	13	0	11	0	9
04:15	0	11	1	22	1	15	0	16	0	14	0	16
04:30	0	12	0	7	0	14	0	7	0	12	0	10
04:45	0	9	0	13	1	11	0	12	0	15	0	12
05:00	0	16	0	11	0	5	0	11	0	15	0	12
05:15	0	12	0	13	1	15	0	8	0	7	0	11
05:30	1	9	3	16	1	16	0	12	2	11	1	13
05:45	2	11	1	8	0	12	1	16	1	16	1	13
06:00	0	13	2	12	0	14	0	22	1	9	1	14
06:15	2	13	2	13	1	12	2	12	2	11	2	12
06:30	3	2	6	9	7	15	3	10	6	11	5	9
06:45	7	7	5	6	3	14	4	9	3	8	4	9
07:00	8	12	4	13	6	9	8	12	3	6	6	10
07:15	6	9	9	12	7	9	5	13	6	13	7	11
07:30	8	6	8	8	7	12	2	7	5	16	6	10
07:45	9	12	7	15	5	14	11	13	3	8	7	12
08:00	12	5	12	10	10	12	9	14	12	9	11	10
08:15	12	6	15	8	12	15	11	8	12	11	12	10
08:30	14	6	15	13	13	20	14	8	19	4	15	10
08:45	8	12	15	9	9	7	18	4	10	4	12	7
09:00	5	7	6	7	13	5	5	4	8	10	7	7
09:15	16	7	6	7	9	8	7	7	13	8	10	7
09:30	9	5	6	6	6	2	10	8	5	10	7	6
09:45	6	2	10	11	10	4	8	9	11	9	9	7
10:00	6	4	9	6	5	7	5	9	7	6	6	6
10:15	6	2	3	5	12	3	8	4	6	5	7	4
10:30	8	1	6	2	5	0	0	6	5	6	5	3
10:45	5	5	8	2	6	2	6	0	12	7	7	3
11:00	12	1	6	3	7	1	11	4	8	3	9	2
11:15	8	0	11	0	5	3	9	3	8	4	8	2
11:30	5	2	8	1	7	4	6	1	7	3	7	2
11:45	9	2	6	3	15	1	12	1	13	2	11	2
Totals	197	352	194	411	193	421	189	432	195	446	194	412
Day Total	549		605		614		621		641		606	
AM Pct	35.9%		32.1%		31.4%		30.4%		30.4%		31.9%	

AECOM

7:00-8:00 AM	31	28	25	26	17	25
7:15-8:15 AM	35	36	29	27	26	31
7:30-8:30 AM	41	42	34	33	32	36
7:45-8:45 AM	47	49	40	45	46	45
8:00-9:00 AM	46	57	44	52	53	50

4:00-5:00 PM	39	49	46	48	52	47
4:15-5:15 PM	48	53	45	46	56	50
4:30-5:30 PM	49	44	45	38	49	45
4:45-5:45 PM	46	53	47	43	48	47
5:00-6:00 PM	48	48	48	47	49	48

Client: AECOM
 File Number:
 Route: Yale St
 Location: Between Olmsted Rd & Stanford Ave

Site Ref: 09
 Direction: EB

Count Date	4/25/2022		4/26/2022		4/27/2022		4/28/2022		4/29/2022		Average	
Count Time	AM	PM	AM	PM	AM	PM	AM	PM	AM	PM	AM	PM
00:00	0	2	0	9	1	10	2	7	2	7	1	7
00:15	2	5	0	3	0	5	3	6	0	14	1	7
00:30	0	4	1	7	0	5	0	7	0	10	0	7
00:45	1	4	0	11	0	7	3	4	1	13	1	8
01:00	1	9	0	9	1	7	0	6	0	7	0	8
01:15	0	9	0	10	0	7	0	5	1	7	0	8
01:30	1	5	0	6	0	7	1	5	0	16	0	8
01:45	0	9	0	8	0	6	0	4	0	10	0	7
02:00	0	6	0	7	1	6	0	7	0	4	0	6
02:15	0	12	0	7	0	10	0	10	0	9	0	10
02:30	0	6	0	12	1	6	0	9	0	10	0	9
02:45	0	6	0	4	1	6	0	4	0	8	0	6
03:00	0	6	0	11	0	7	0	4	0	7	0	7
03:15	0	11	0	9	0	12	0	18	0	11	0	12
03:30	0	8	0	11	0	11	0	13	0	9	0	10
03:45	0	3	0	8	0	5	0	5	0	8	0	6
04:00	0	10	0	11	0	8	0	8	0	16	0	11
04:15	0	8	0	11	0	8	0	14	0	12	0	11
04:30	0	13	1	8	0	12	0	12	0	16	0	12
04:45	0	17	1	13	1	10	0	9	1	8	1	11
05:00	0	12	0	13	0	11	1	9	1	17	0	12
05:15	1	13	3	10	3	19	0	14	1	14	2	14
05:30	2	8	0	10	1	12	1	11	0	14	1	11
05:45	1	11	3	13	1	10	3	14	3	8	2	11
06:00	0	10	3	14	1	10	0	14	0	10	1	12
06:15	1	7	1	6	3	10	0	13	2	15	1	10
06:30	2	13	4	8	1	13	1	18	0	20	2	14
06:45	1	4	3	11	7	9	2	6	3	7	3	7
07:00	3	5	1	7	1	10	5	8	2	7	2	7
07:15	2	4	3	10	4	15	1	10	1	8	2	9
07:30	8	3	7	7	6	4	7	10	6	8	7	6
07:45	10	9	18	8	11	5	5	6	13	6	11	7
08:00	10	9	11	5	11	9	11	6	13	5	11	7
08:15	12	6	13	2	8	9	22	9	13	7	14	7
08:30	11	2	9	9	11	5	8	0	10	4	10	4
08:45	7	5	13	3	12	3	13	5	11	8	11	5
09:00	10	4	11	6	10	2	9	3	12	5	10	4
09:15	6	5	6	3	5	6	11	2	7	3	7	4
09:30	4	6	11	2	4	8	7	1	7	5	7	4
09:45	5	1	5	2	11	6	9	9	12	3	8	4
10:00	7	4	1	3	7	3	3	1	8	6	5	3
10:15	4	2	3	2	7	0	5	3	7	3	5	2
10:30	5	0	5	3	12	0	1	1	8	7	6	2
10:45	6	2	6	0	10	2	4	1	11	3	7	2
11:00	4	2	12	2	12	1	10	2	7	1	9	2
11:15	7	0	5	1	4	2	9	4	12	2	7	2
11:30	6	1	6	0	7	2	7	0	6	7	6	2
11:45	6	0	3	2	8	0	7	2	9	0	7	1
Totals	146	301	169	337	184	341	171	339	190	405	172	345
Day Total	447		506		525		510		595		517	
AM Pct	32.7%		33.4%		35.0%		33.5%		31.9%		33.3%	

AECOM

7:00-8:00 AM	23	29	22	18	22	23
7:15-8:15 AM	30	39	32	24	33	32
7:30-8:30 AM	40	49	36	45	45	43
7:45-8:45 AM	43	51	41	46	49	46
8:00-9:00 AM	40	46	42	54	47	46

4:00-5:00 PM	48	43	38	43	52	45
4:15-5:15 PM	50	45	41	44	53	47
4:30-5:30 PM	55	44	52	44	55	50
4:45-5:45 PM	50	46	52	43	53	49
5:00-6:00 PM	44	46	52	48	53	49

Client: AECOM
 File Number:
 Route: Wellesley St
 Location: Between Olmsted Rd & Stanford Ave

Site Ref: 10
 Direction: WB

Count Date	4/25/2022		4/26/2022		4/27/2022		4/28/2022		4/29/2022		Average	
Count Time	AM	PM	AM	PM	AM	PM	AM	PM	AM	PM	AM	PM
00:00	2	5	1	5	4	5	1	4	3	3	2	4
00:15	4	4	0	7	0	4	2	10	2	4	2	6
00:30	1	4	1	7	1	5	0	6	2	5	1	5
00:45	3	8	1	10	2	5	0	10	1	6	1	8
01:00	2	2	0	3	1	4	1	3	2	12	1	5
01:15	1	4	0	4	0	5	2	3	3	13	1	6
01:30	0	5	0	4	0	5	0	3	1	8	0	5
01:45	1	1	1	2	0	6	1	4	2	5	1	4
02:00	2	5	0	4	0	3	0	5	2	6	1	5
02:15	0	2	0	6	0	5	0	5	0	8	0	5
02:30	1	2	0	2	0	3	1	9	1	9	1	5
02:45	0	6	0	2	0	4	0	8	1	4	0	5
03:00	0	7	0	3	0	7	0	1	0	8	0	5
03:15	0	7	1	1	0	8	0	3	0	7	0	5
03:30	0	5	0	11	0	8	1	6	0	8	0	8
03:45	0	3	0	4	0	3	0	6	0	10	0	5
04:00	1	6	0	7	1	8	0	10	0	7	0	8
04:15	0	7	0	7	0	7	0	8	0	3	0	6
04:30	0	8	0	4	0	3	0	5	0	12	0	6
04:45	0	7	0	6	1	7	0	1	0	4	0	5
05:00	0	7	0	8	0	8	0	12	1	9	0	9
05:15	0	7	0	4	1	9	0	9	0	4	0	7
05:30	0	8	0	7	1	7	0	5	0	9	0	7
05:45	0	8	2	6	0	8	0	8	1	12	1	8
06:00	0	8	1	11	1	9	1	10	1	10	1	10
06:15	1	5	2	11	1	15	1	9	3	11	2	10
06:30	0	6	2	5	1	9	1	12	0	20	1	10
06:45	0	9	1	10	2	6	0	4	2	15	1	9
07:00	0	10	0	11	0	6	0	15	1	10	0	10
07:15	0	11	2	13	1	4	2	16	1	10	1	11
07:30	1	13	1	5	5	4	1	11	2	11	2	9
07:45	3	7	1	7	7	10	2	17	3	10	3	10
08:00	3	10	5	13	1	7	1	4	5	6	3	8
08:15	2	6	2	6	3	6	5	8	4	13	3	8
08:30	2	11	6	6	3	11	5	5	5	10	4	9
08:45	4	7	1	7	3	8	3	7	2	9	3	8
09:00	2	6	3	9	4	7	7	15	3	3	4	8
09:15	5	6	5	6	4	6	4	11	9	9	5	8
09:30	6	6	3	6	6	7	6	10	4	10	5	8
09:45	2	4	0	4	4	2	1	3	1	10	2	5
10:00	1	1	7	7	2	7	5	7	4	5	4	5
10:15	2	3	5	4	2	5	3	5	6	4	4	4
10:30	3	3	4	6	6	1	3	9	6	6	4	5
10:45	2	2	2	3	10	7	6	3	5	3	5	4
11:00	6	7	3	2	2	3	8	8	5	2	5	4
11:15	5	3	6	5	5	4	4	2	4	0	5	3
11:30	3	1	7	2	4	1	4	3	7	9	5	3
11:45	11	4	5	1	4	1	4	6	4	1	6	3
Totals	82	277	81	284	93	283	86	344	109	373	90	312
Day Total	359		365		376		430		482		402	
AM Pct	22.8%		22.2%		24.7%		20.0%		22.6%		22.4%	

AECOM

7:00-8:00 AM	4	4	13	5	7	7
7:15-8:15 AM	7	9	14	6	11	9
7:30-8:30 AM	9	9	16	9	14	11
7:45-8:45 AM	10	14	14	13	17	14
8:00-9:00 AM	11	14	10	14	16	13

4:00-5:00 PM	28	24	25	24	26	25
4:15-5:15 PM	29	25	25	26	28	27
4:30-5:30 PM	29	22	27	27	29	27
4:45-5:45 PM	29	25	31	27	26	28
5:00-6:00 PM	30	25	32	34	34	31

Client: AECOM
 File Number:
 Route: Wellesley St
 Location: Between Olmsted Rd & Stanford Ave

Site Ref: 10
 Direction: EB

Count Date	4/25/2022		4/26/2022		4/27/2022		4/28/2022		4/29/2022		Average	
Count Time	AM	PM	AM	PM	AM	PM	AM	PM	AM	PM	AM	PM
00:00	2	4	1	7	3	4	0	9	1	6	1	6
00:15	5	3	0	6	1	3	1	7	2	3	2	4
00:30	2	1	0	4	0	4	2	8	0	8	1	5
00:45	0	6	0	4	0	10	0	11	2	8	0	8
01:00	1	5	3	7	1	2	1	4	3	3	2	4
01:15	3	3	0	6	0	6	0	6	1	7	1	6
01:30	0	8	0	3	1	4	0	6	1	5	0	5
01:45	0	6	0	4	0	7	2	5	2	5	1	5
02:00	0	3	0	9	0	9	1	6	1	9	0	7
02:15	0	7	0	1	0	5	0	4	1	4	0	4
02:30	0	4	1	5	0	3	0	6	1	10	0	6
02:45	0	9	0	7	0	4	1	6	1	11	0	7
03:00	0	3	1	6	0	6	0	5	0	5	0	5
03:15	0	7	0	8	0	8	0	9	0	5	0	7
03:30	0	3	0	15	0	7	0	6	0	7	0	8
03:45	1	4	0	2	0	4	0	12	0	2	0	5
04:00	0	6	0	6	0	4	0	5	0	7	0	6
04:15	1	7	0	6	0	3	0	6	0	9	0	6
04:30	0	11	0	9	0	8	0	6	1	13	0	9
04:45	1	2	0	3	1	10	1	3	0	11	1	6
05:00	0	11	0	6	0	6	0	15	1	13	0	10
05:15	1	13	1	9	1	17	0	10	2	11	1	12
05:30	0	4	1	12	1	10	1	7	0	10	1	9
05:45	1	8	1	13	1	10	1	10	0	9	1	10
06:00	0	6	0	9	1	12	0	6	1	8	0	8
06:15	3	10	1	13	1	10	1	12	2	16	2	12
06:30	1	8	0	15	4	11	0	17	1	11	1	12
06:45	3	16	3	6	4	10	2	9	2	15	3	11
07:00	1	5	0	14	0	5	1	12	3	9	1	9
07:15	3	10	2	13	2	9	4	12	4	8	3	10
07:30	7	4	6	5	10	7	4	11	9	9	7	7
07:45	9	8	8	11	5	7	3	12	6	9	6	9
08:00	4	5	6	8	2	6	8	8	9	9	6	7
08:15	3	4	7	10	4	8	4	3	4	10	4	7
08:30	5	4	4	4	4	5	6	6	6	7	5	5
08:45	7	8	8	5	5	4	7	9	6	6	7	6
09:00	6	7	1	5	6	2	4	7	5	12	4	7
09:15	1	6	3	1	6	2	3	8	6	11	4	6
09:30	6	4	4	3	5	6	10	9	8	7	7	6
09:45	4	1	2	2	5	4	6	3	5	6	4	3
10:00	4	3	2	4	5	2	6	8	4	2	4	4
10:15	6	3	3	5	7	4	3	7	7	3	5	4
10:30	5	2	4	4	2	0	6	3	5	2	4	2
10:45	8	1	5	0	5	4	6	2	1	3	5	2
11:00	9	1	2	1	5	0	4	3	4	1	5	1
11:15	6	2	11	2	2	3	3	3	7	2	6	2
11:30	5	1	2	1	2	1	2	0	4	3	3	1
11:45	8	2	7	1	7	4	5	6	5	2	6	3
Totals	132	259	100	300	109	280	109	348	134	352	117	308
Day Total	391	400	389	457	486	425						
AM Pct	33.8%	25.0%	28.0%	23.9%	27.6%	27.5%						

AECOM

7:00-8:00 AM	20	16	17	12	22	17
7:15-8:15 AM	23	22	19	19	28	22
7:30-8:30 AM	23	27	21	19	28	24
7:45-8:45 AM	21	25	15	21	25	21
8:00-9:00 AM	19	25	15	25	25	22
4:00-5:00 PM	26	24	25	20	40	27
4:15-5:15 PM	31	24	27	30	46	32
4:30-5:30 PM	37	27	41	34	48	37
4:45-5:45 PM	30	30	43	35	45	37
5:00-6:00 PM	36	40	43	42	43	41

Client: AECOM
 File Number:
 Route: Oberlin St
 Location: Between Olmsted Rd & Stanford Ave

Site Ref: 11
 Direction: WB

Count Date	4/25/2022		4/26/2022		4/27/2022		4/28/2022		4/29/2022		Average	
Count Time	AM	PM	AM	PM	AM	PM	AM	PM	AM	PM	AM	PM
00:00	0	4	0	2	2	3	1	2	0	2	1	3
00:15	2	2	2	1	0	3	0	2	2	2	1	2
00:30	1	0	0	3	0	3	0	2	0	3	0	2
00:45	0	5	1	1	0	3	0	4	2	3	1	3
01:00	0	2	0	5	1	4	0	3	0	5	0	4
01:15	0	2	0	2	0	10	1	5	0	4	0	5
01:30	0	1	0	7	0	11	0	4	0	3	0	5
01:45	0	5	0	1	1	4	1	3	1	1	1	3
02:00	0	5	0	3	0	2	0	2	0	4	0	3
02:15	0	8	1	10	0	3	0	11	2	10	1	8
02:30	0	1	1	8	0	2	0	7	0	4	0	4
02:45	0	11	0	4	0	5	0	4	0	7	0	6
03:00	0	2	0	1	0	1	0	7	0	6	0	3
03:15	1	3	0	2	0	4	0	1	0	5	0	3
03:30	0	1	0	4	0	4	0	1	0	2	0	2
03:45	0	5	0	4	0	4	0	3	1	3	0	4
04:00	0	3	0	3	0	3	0	1	0	6	0	3
04:15	0	3	0	2	0	2	0	5	0	4	0	3
04:30	0	6	0	2	0	3	0	5	0	2	0	4
04:45	1	1	0	2	0	4	0	1	0	11	0	4
05:00	0	2	0	6	0	5	0	10	0	6	0	6
05:15	0	4	1	6	0	6	1	1	0	1	0	4
05:30	1	7	1	3	1	4	0	0	2	8	1	4
05:45	2	1	1	8	2	5	2	4	2	2	2	4
06:00	2	9	1	2	0	9	0	4	1	9	1	7
06:15	2	5	0	5	1	3	1	2	3	10	1	5
06:30	3	3	2	4	3	7	1	3	1	6	2	5
06:45	3	5	0	6	0	3	2	7	0	11	1	6
07:00	8	8	5	1	4	6	3	5	3	7	5	5
07:15	2	5	2	2	0	2	2	10	2	4	2	5
07:30	3	4	4	3	2	3	1	3	6	5	3	4
07:45	30	4	23	5	24	3	30	4	26	5	27	4
08:00	38	2	40	3	39	1	35	2	41	5	39	3
08:15	3	5	4	4	4	3	2	5	5	6	4	5
08:30	6	1	4	5	4	2	6	4	6	3	5	3
08:45	3	3	6	3	2	2	5	2	3	1	4	2
09:00	4	2	3	3	6	0	7	5	6	7	5	3
09:15	8	4	7	4	4	5	5	7	5	2	6	4
09:30	2	1	5	4	6	4	5	4	7	3	5	3
09:45	3	0	5	4	2	3	2	2	3	3	3	2
10:00	4	2	1	2	1	2	2	1	4	1	2	2
10:15	2	2	2	2	3	0	1	2	2	1	2	1
10:30	5	0	1	2	1	1	3	2	6	3	3	2
10:45	6	1	5	0	2	2	3	2	1	1	3	1
11:00	4	2	2	3	0	2	1	0	0	4	1	2
11:15	5	2	0	2	2	2	4	0	2	1	3	1
11:30	1	0	1	2	3	1	2	0	2	0	2	1
11:45	0	0	3	0	5	2	4	0	8	2	4	1
Totals	155	154	134	161	125	166	133	164	155	204	140	170
Day Total	309		295		291		297		359		310	
AM Pct	50.2%		45.4%		43.0%		44.8%		43.2%		45.3%	

AECOM

7:00-8:00 AM	43	34	30	36	37	36
7:15-8:15 AM	73	69	65	68	75	70
7:30-8:30 AM	74	71	69	68	78	72
7:45-8:45 AM	77	71	71	73	78	74
8:00-9:00 AM	50	54	49	48	55	51

4:00-5:00 PM	13	9	12	12	23	14
4:15-5:15 PM	12	12	14	21	23	16
4:30-5:30 PM	13	16	18	17	20	17
4:45-5:45 PM	14	17	19	12	26	18
5:00-6:00 PM	14	23	20	15	17	18

Client: AECOM
 File Number:
 Route: Oberlin St
 Location: Between Olmsted Rd & Stanford Ave

Site Ref: 11
 Direction: EB

Count Date	4/25/2022		4/26/2022		4/27/2022		4/28/2022		4/29/2022		Average	
Count Time	AM	PM	AM	PM	AM	PM	AM	PM	AM	PM	AM	PM
00:00	0	4	0	3	0	5	1	4	0	9	0	5
00:15	0	2	0	2	0	2	0	1	0	7	0	3
00:30	0	10	0	4	0	5	0	7	0	5	0	6
00:45	1	1	0	2	1	4	0	3	1	3	1	3
01:00	0	4	0	5	0	7	0	5	0	5	0	5
01:15	0	3	0	1	0	5	1	2	1	2	0	3
01:30	0	5	1	2	0	9	0	3	0	6	0	5
01:45	0	2	0	5	0	5	1	1	0	3	0	3
02:00	0	5	0	2	0	3	0	1	0	7	0	4
02:15	0	1	0	2	0	2	0	4	0	2	0	2
02:30	0	3	0	3	0	2	0	6	0	8	0	4
02:45	0	5	0	7	0	5	0	8	0	11	0	7
03:00	0	7	0	4	0	2	0	5	0	7	0	5
03:15	0	8	0	2	0	5	0	6	0	11	0	6
03:30	0	5	0	1	0	4	0	6	0	4	0	4
03:45	0	2	0	4	0	8	0	5	1	9	0	6
04:00	0	5	0	5	0	4	0	5	0	4	0	5
04:15	0	4	0	8	0	2	0	4	0	7	0	5
04:30	0	7	0	7	0	2	0	6	0	9	0	6
04:45	0	8	0	6	0	5	0	5	0	4	0	6
05:00	0	8	0	8	0	7	0	6	0	4	0	7
05:15	0	5	0	6	0	3	0	6	0	9	0	6
05:30	0	6	0	5	2	5	1	7	0	4	1	5
05:45	0	8	1	11	0	5	0	8	0	10	0	8
06:00	0	6	2	9	0	4	0	7	2	5	1	6
06:15	1	6	0	6	0	2	0	2	0	11	0	5
06:30	0	7	3	7	1	9	1	6	1	8	1	7
06:45	0	6	1	10	2	6	0	8	1	6	1	7
07:00	2	3	0	1	1	8	0	5	0	2	1	4
07:15	5	4	2	4	1	3	1	5	3	9	2	5
07:30	2	1	5	5	4	3	6	3	6	1	5	3
07:45	1	9	4	5	5	3	3	3	1	5	3	5
08:00	10	5	5	4	6	2	5	3	5	5	6	4
08:15	8	2	7	5	6	3	7	4	6	6	7	4
08:30	3	3	3	2	8	2	4	4	7	7	5	4
08:45	3	2	3	5	4	4	5	2	5	2	4	3
09:00	5	2	9	4	1	3	3	1	3	5	4	3
09:15	5	2	4	0	7	1	4	2	3	10	5	3
09:30	4	2	7	2	3	1	3	2	4	7	4	3
09:45	3	1	3	5	2	1	3	3	5	2	3	2
10:00	4	0	4	0	3	0	7	3	6	0	5	1
10:15	2	2	2	1	2	2	5	1	5	0	3	1
10:30	2	1	2	1	1	2	2	0	2	0	2	1
10:45	2	1	4	1	4	1	5	2	5	1	4	1
11:00	0	1	1	1	2	0	1	0	2	0	1	0
11:15	3	0	4	0	4	1	4	1	2	3	3	1
11:30	3	0	2	2	2	1	0	0	4	0	2	1
11:45	6	0	4	0	4	0	1	0	4	1	4	0
Totals	75	184	83	185	76	168	74	181	85	246	79	193
Day Total	259		268		244		255		331		271	
AM Pct	29.0%		31.0%		31.1%		29.0%		25.7%		29.0%	

AECOM

7:00-8:00 AM	10	11	11	10	10	10
7:15-8:15 AM	18	16	16	15	15	16
7:30-8:30 AM	21	21	21	21	18	20
7:45-8:45 AM	22	19	25	19	19	21
8:00-9:00 AM	24	18	24	21	23	22

4:00-5:00 PM	24	26	13	20	24	21
4:15-5:15 PM	27	29	16	21	24	23
4:30-5:30 PM	28	27	17	23	26	24
4:45-5:45 PM	27	25	20	24	21	23
5:00-6:00 PM	27	30	20	27	27	26

Client: AECOM
 File Number:
 Route: Olmsted Rd
 Location: North of Escondido Rd

Site Ref: 12
 Direction: NB

Count Date	4/25/2022		4/26/2022		4/27/2022		4/28/2022		4/29/2022		Average	
Count Time	AM	PM	AM	PM	AM	PM	AM	PM	AM	PM	AM	PM
00:00	0	2	0	2	0	2	0	0	0	3	0	2
00:15	0	3	0	1	0	1	0	1	0	2	0	2
00:30	0	0	0	3	0	3	1	1	0	3	0	2
00:45	0	2	0	4	0	1	0	2	0	1	0	2
01:00	1	3	0	3	0	8	0	2	1	2	0	4
01:15	0	2	0	2	1	11	0	3	0	2	0	4
01:30	0	2	0	2	0	13	0	0	0	1	0	4
01:45	0	2	0	2	0	5	0	1	0	1	0	2
02:00	0	3	0	1	0	2	0	4	0	3	0	3
02:15	0	4	0	5	0	1	0	5	0	6	0	4
02:30	0	2	0	6	0	4	0	4	0	6	0	4
02:45	0	9	0	5	0	1	0	6	0	4	0	5
03:00	0	1	0	2	0	2	0	2	0	7	0	3
03:15	0	3	0	3	0	3	0	4	0	4	0	3
03:30	0	2	0	5	0	1	0	4	0	2	0	3
03:45	0	2	0	3	0	2	0	2	0	4	0	3
04:00	0	6	0	6	0	7	0	5	0	4	0	6
04:15	0	2	0	7	0	2	0	2	0	5	0	4
04:30	0	4	0	3	0	3	0	2	0	3	0	3
04:45	0	3	0	5	0	1	0	5	0	3	0	3
05:00	0	3	0	6	0	4	0	2	0	5	0	4
05:15	0	4	0	3	0	8	0	5	0	4	0	5
05:30	0	3	0	2	0	6	0	4	0	4	0	4
05:45	1	3	1	6	3	2	1	2	1	6	1	4
06:00	1	4	3	5	2	4	2	4	1	8	2	5
06:15	4	5	7	5	3	4	5	2	4	13	5	6
06:30	4	5	4	3	4	2	4	0	5	23	4	7
06:45	0	2	3	1	4	3	2	1	3	5	2	2
07:00	2	2	1	2	1	4	3	1	1	3	2	2
07:15	0	1	1	2	2	1	2	1	2	2	1	1
07:30	8	0	9	0	6	0	7	1	6	5	7	1
07:45	6	0	9	1	8	1	6	0	7	3	7	1
08:00	16	0	13	2	19	2	21	3	15	3	17	2
08:15	3	1	4	1	4	0	1	1	4	1	3	1
08:30	0	2	0	0	1	1	1	0	3	2	1	1
08:45	3	1	1	1	2	0	1	0	1	1	2	1
09:00	5	0	3	0	0	2	1	1	1	2	2	1
09:15	2	1	2	0	4	1	2	1	1	5	2	2
09:30	0	0	2	0	1	0	2	0	2	1	1	0
09:45	1	0	0	0	2	2	2	0	2	0	1	0
10:00	1	1	1	0	0	1	0	1	0	0	0	1
10:15	1	1	3	1	0	1	0	3	1	0	1	1
10:30	2	0	2	0	1	0	2	0	0	0	1	0
10:45	2	0	2	1	2	0	2	0	1	1	2	0
11:00	4	0	3	0	1	0	6	0	5	1	4	0
11:15	5	0	3	0	6	0	7	1	6	0	5	0
11:30	1	0	7	0	3	0	1	0	1	1	3	0
11:45	1	0	4	1	3	0	1	0	5	0	3	0
Totals	74	96	88	113	83	122	83	89	79	165	81	117
Day Total	170		201		205		172		244		198	
AM Pct	43.5%		43.8%		40.5%		48.3%		32.4%		41.0%	

AECOM

7:00-8:00 AM	16	20	17	18	16	17
7:15-8:15 AM	30	32	35	36	30	33
7:30-8:30 AM	33	35	37	35	32	34
7:45-8:45 AM	25	26	32	29	29	28
8:00-9:00 AM	22	18	26	24	23	23

4:00-5:00 PM	15	21	13	14	15	16
4:15-5:15 PM	12	21	10	11	16	14
4:30-5:30 PM	14	17	16	14	15	15
4:45-5:45 PM	13	16	19	16	16	16
5:00-6:00 PM	13	17	20	13	19	16

Client: AECOM
 File Number:
 Route: Olmsted Rd
 Location: North of Escondido Rd

Site Ref: 12
 Direction: SB

Count Date	4/25/2022		4/26/2022		4/27/2022		4/28/2022		4/29/2022		Average	
Count Time	AM	PM	AM	PM	AM	PM	AM	PM	AM	PM	AM	PM
00:00	0	3	0	5	0	4	0	3	0	2	0	3
00:15	0	1	0	2	0	4	0	5	0	2	0	3
00:30	0	1	0	3	0	3	0	1	1	3	0	2
00:45	0	5	0	4	0	1	0	0	0	2	0	2
01:00	0	2	0	8	0	4	0	2	0	3	0	4
01:15	0	1	0	3	0	11	0	0	0	5	0	4
01:30	0	1	0	3	0	12	0	3	0	3	0	4
01:45	0	3	0	0	0	2	0	2	0	3	0	2
02:00	0	3	0	4	0	2	0	4	0	4	0	3
02:15	0	9	0	8	0	0	0	14	0	13	0	9
02:30	0	2	0	5	0	1	0	6	0	6	0	4
02:45	0	7	0	7	0	3	0	7	0	2	0	5
03:00	0	6	0	9	0	9	0	3	0	12	0	8
03:15	0	6	0	10	0	5	0	9	0	6	0	7
03:30	0	2	0	5	0	3	0	3	1	3	0	3
03:45	0	3	0	4	0	7	0	5	0	6	0	5
04:00	0	4	0	5	1	3	0	6	0	3	0	4
04:15	0	8	0	3	0	8	0	4	0	5	0	6
04:30	0	4	0	4	0	2	0	3	0	6	0	4
04:45	0	2	0	5	0	3	0	1	0	3	0	3
05:00	0	4	0	4	0	8	0	3	0	5	0	5
05:15	0	5	0	6	0	7	0	0	0	4	0	4
05:30	0	0	0	5	0	5	0	4	0	7	0	4
05:45	0	7	2	2	0	3	0	7	1	4	1	5
06:00	2	3	2	2	1	1	2	6	0	6	1	4
06:15	0	5	0	1	1	1	0	3	1	9	0	4
06:30	1	1	1	2	0	0	0	0	1	9	1	2
06:45	1	1	0	2	0	0	2	1	1	5	1	2
07:00	0	2	0	0	0	1	1	1	0	2	0	1
07:15	1	1	2	0	0	1	1	0	0	4	1	1
07:30	1	1	2	1	0	1	2	0	1	4	1	1
07:45	36	0	24	2	24	1	29	0	33	4	29	1
08:00	36	3	49	2	47	0	41	1	42	5	43	2
08:15	6	2	1	1	7	1	3	2	3	3	4	2
08:30	4	1	8	0	2	0	6	0	5	3	5	1
08:45	1	1	7	1	7	1	3	0	6	1	5	1
09:00	6	1	1	0	4	3	2	1	3	4	3	2
09:15	5	0	7	1	5	1	8	3	4	13	6	4
09:30	2	1	6	0	6	0	5	0	1	3	4	1
09:45	1	0	1	2	2	0	2	0	6	0	2	0
10:00	3	0	0	0	1	0	0	0	3	0	1	0
10:15	4	0	4	1	1	0	1	1	2	0	2	0
10:30	2	0	2	0	1	0	1	0	6	0	2	0
10:45	3	0	3	0	2	0	1	0	3	0	2	0
11:00	6	0	2	0	0	0	6	0	2	1	3	0
11:15	4	0	1	0	5	0	6	1	0	0	3	0
11:30	2	2	2	1	3	0	3	0	3	0	3	1
11:45	4	0	5	0	3	2	3	0	12	0	5	0
Totals	131	114	132	133	123	124	128	115	141	188	131	135
Day Total	245		265		247		243		329		266	
AM Pct	53.5%		49.8%		49.8%		52.7%		42.9%		49.3%	

AECOM

7:00-8:00 AM	38		28		24		33		34		31	
7:15-8:15 AM	74		77		71		73		76		74	
7:30-8:30 AM	79		76		78		75		79		77	
7:45-8:45 AM	82		82		80		79		83		81	
8:00-9:00 AM	47		65		63		53		56		57	

4:00-5:00 PM		18		17		16		14		17		16
4:15-5:15 PM		18		16		21		11		19		17
4:30-5:30 PM		15		19		20		7		18		16
4:45-5:45 PM		11		20		23		8		19		16
5:00-6:00 PM		16		17		23		14		20		18

Client: AECOM
 File Number:
 Route: Bowdoin St
 Location: Between Stanford Ave & Pine Hill Rd

Site Ref: 13
 Direction: WB

Count Date	4/25/2022		4/26/2022		4/27/2022		4/28/2022		4/29/2022		Average	
Count Time	AM	PM	AM	PM	AM	PM	AM	PM	AM	PM	AM	PM
00:00	6	54	1	51	4	37	4	58	1	57	3	51
00:15	14	30	5	48	4	35	2	47	9	38	7	40
00:30	9	42	0	43	1	46	6	58	10	53	5	48
00:45	9	44	1	64	6	35	4	49	5	37	5	46
01:00	3	54	2	39	2	51	6	39	5	50	4	47
01:15	7	40	2	55	0	52	2	47	3	66	3	52
01:30	2	32	4	39	1	52	4	36	4	51	3	42
01:45	0	36	1	47	0	52	4	39	2	47	1	44
02:00	5	36	1	26	2	24	1	34	5	52	3	34
02:15	2	37	3	24	0	31	0	55	0	52	1	40
02:30	0	45	1	48	0	39	2	55	1	64	1	50
02:45	0	29	2	47	1	42	0	54	3	60	1	46
03:00	1	32	2	40	0	38	1	40	2	55	1	41
03:15	2	55	1	45	1	44	1	41	1	68	1	51
03:30	1	39	1	35	1	40	1	39	4	46	2	40
03:45	1	57	3	55	3	50	1	59	1	62	2	57
04:00	4	55	6	55	6	45	4	42	2	67	4	53
04:15	5	51	3	42	6	43	1	51	3	62	4	50
04:30	3	41	4	44	4	43	6	47	6	56	5	46
04:45	4	52	5	43	7	76	8	63	7	61	6	59
05:00	11	45	12	38	15	47	11	62	14	58	13	50
05:15	23	38	15	48	15	52	21	58	12	62	17	52
05:30	18	68	25	63	23	75	23	67	22	63	22	67
05:45	66	72	57	70	51	58	71	61	60	59	61	64
06:00	36	48	51	37	47	50	38	45	40	58	42	48
06:15	34	36	40	48	34	46	38	40	29	45	35	43
06:30	34	35	43	48	37	38	30	45	29	51	35	43
06:45	50	47	43	38	54	43	41	64	48	54	47	49
07:00	43	43	45	44	37	37	43	57	21	42	38	45
07:15	58	37	50	39	60	32	47	43	60	46	55	39
07:30	58	36	75	44	65	41	72	34	74	39	69	39
07:45	76	29	91	29	85	37	103	45	81	37	87	35
08:00	84	35	100	35	115	30	108	36	91	28	100	33
08:15	82	28	93	30	94	33	98	30	80	31	89	30
08:30	74	32	112	32	100	37	73	24	89	38	90	33
08:45	90	34	99	33	93	32	92	32	105	31	96	32
09:00	91	35	82	25	60	32	65	35	69	40	73	33
09:15	73	23	82	19	77	20	69	23	68	46	74	26
09:30	70	10	76	18	67	15	78	24	62	32	71	20
09:45	44	10	59	20	53	15	60	19	61	22	55	17
10:00	36	15	39	17	48	12	58	24	58	30	48	20
10:15	41	18	49	9	48	14	41	9	45	20	45	14
10:30	42	5	59	8	43	12	53	11	52	25	50	12
10:45	47	7	62	11	47	9	43	9	60	14	52	10
11:00	41	7	49	7	34	13	38	8	68	19	46	11
11:15	31	9	39	15	43	10	54	9	61	8	46	10
11:30	49	5	44	7	47	6	33	6	49	15	44	8
11:45	52	3	44	5	49	6	56	7	66	10	53	6
Totals	1532	1671	1683	1727	1590	1727	1615	1880	1648	2127	1614	1826
Day Total	3203		3410		3317		3495		3775		3440	
AM Pct	47.8%		49.4%		47.9%		46.2%		43.7%		46.9%	

AECOM

7:00-8:00 AM	235	261	247	265	236	249
7:15-8:15 AM	276	316	325	330	306	311
7:30-8:30 AM	300	359	359	381	326	345
7:45-8:45 AM	316	396	394	382	341	366
8:00-9:00 AM	330	404	402	371	365	374
4:00-5:00 PM	199	184	207	203	246	208
4:15-5:15 PM	189	167	209	223	237	205
4:30-5:30 PM	176	173	218	230	237	207
4:45-5:45 PM	203	192	250	250	244	228
5:00-6:00 PM	223	219	232	248	242	233

Client: AECOM
 File Number:
 Route: Bowdoin St
 Location: Between Stanford Ave & Pine Hill Rd

Site Ref: 13
 Direction: EB

Count Date	4/25/2022		4/26/2022		4/27/2022		4/28/2022		4/29/2022		Average	
Count Time	AM	PM	AM	PM	AM	PM	AM	PM	AM	PM	AM	PM
00:00	6	35	5	37	7	37	7	38	6	50	6	39
00:15	9	38	2	41	3	38	4	40	15	43	7	40
00:30	10	31	9	33	5	32	7	51	12	43	9	38
00:45	5	31	2	47	6	45	11	47	8	54	6	45
01:00	3	35	4	46	7	31	4	49	6	56	5	43
01:15	4	57	4	27	1	50	5	47	6	68	4	50
01:30	3	61	0	56	2	55	3	45	7	65	3	56
01:45	2	45	2	46	0	40	6	50	4	50	3	46
02:00	0	51	0	33	0	47	0	53	2	81	0	53
02:15	4	57	4	51	3	55	5	51	4	76	4	58
02:30	3	95	8	95	5	103	8	94	6	97	6	97
02:45	2	71	3	79	5	48	3	88	5	75	4	72
03:00	1	51	1	80	1	76	1	76	2	77	1	72
03:15	3	89	5	74	2	81	2	84	1	98	3	85
03:30	1	69	2	84	0	79	1	76	0	88	1	79
03:45	0	71	0	62	2	72	0	81	0	73	0	72
04:00	1	73	2	94	0	82	0	92	1	85	1	85
04:15	1	81	2	81	3	83	1	90	1	99	2	87
04:30	1	91	1	82	2	97	0	94	0	89	1	91
04:45	1	78	1	75	0	98	2	94	0	105	1	90
05:00	2	113	5	104	5	114	0	112	3	100	3	109
05:15	3	91	5	110	6	102	4	119	4	119	4	108
05:30	2	85	2	99	6	83	8	78	5	114	5	92
05:45	6	87	5	79	4	89	6	84	6	104	5	89
06:00	3	69	9	84	10	93	5	109	8	69	7	85
06:15	4	62	10	68	11	74	5	64	8	89	8	71
06:30	9	70	9	67	9	72	10	79	6	88	9	75
06:45	10	67	11	56	14	62	16	64	12	104	13	71
07:00	13	56	15	63	17	39	22	79	20	65	17	60
07:15	13	53	24	46	21	55	15	55	15	54	18	53
07:30	28	41	23	57	22	33	24	54	19	62	23	49
07:45	31	38	49	58	41	76	38	45	38	60	39	55
08:00	31	39	33	45	39	67	39	45	45	41	37	47
08:15	33	21	25	44	36	34	36	32	28	47	32	36
08:30	36	35	33	44	33	36	31	29	26	51	32	39
08:45	33	23	39	29	30	43	35	34	32	38	34	33
09:00	26	30	23	27	29	25	28	44	27	41	27	33
09:15	26	37	28	54	25	37	15	39	25	35	24	40
09:30	18	19	21	37	20	26	31	25	31	32	24	28
09:45	24	19	35	21	32	30	30	23	28	22	30	23
10:00	23	30	31	22	23	26	21	22	32	32	26	26
10:15	23	16	27	18	26	22	26	15	36	36	28	21
10:30	31	15	32	19	24	13	26	14	27	22	28	17
10:45	30	15	29	21	34	15	25	14	16	22	27	17
11:00	29	13	43	6	30	13	29	11	40	21	34	13
11:15	26	8	24	9	26	12	28	16	39	17	29	12
11:30	24	5	34	7	34	7	46	11	34	14	34	9
11:45	37	4	37	8	32	6	51	9	51	13	42	8
Totals	634	2371	718	2525	693	2553	720	2665	747	2984	702	2620
Day Total	3005		3243		3246		3385		3731		3322	
AM Pct	21.1%		22.1%		21.3%		21.3%		20.0%		21.1%	

AECOM

7:00-8:00 AM	85	111	101	99	92	98
7:15-8:15 AM	103	129	123	116	117	118
7:30-8:30 AM	123	130	138	137	130	132
7:45-8:45 AM	131	140	149	144	137	140
8:00-9:00 AM	133	130	138	141	131	135

4:00-5:00 PM	323	332	360	370	378	353
4:15-5:15 PM	363	342	392	390	393	376
4:30-5:30 PM	373	371	411	419	413	397
4:45-5:45 PM	367	388	397	403	438	399
5:00-6:00 PM	376	392	388	393	437	397

Client: AECOM
 File Number:
 Route: Raimundo Way
 Location: Between Stanford Ave & Pine Hill Rd

Site Ref: 14
 Direction: WB

Count Date	4/25/2022		4/26/2022		4/27/2022		4/28/2022		4/29/2022		Average	
Count Time	AM	PM	AM	PM	AM	PM	AM	PM	AM	PM	AM	PM
00:00	0	10	0	9	0	15	0	11	0	15	0	12
00:15	0	12	0	13	0	20	1	11	0	16	0	14
00:30	1	14	0	5	2	6	0	5	0	16	1	9
00:45	0	9	0	8	0	14	1	7	0	5	0	9
01:00	0	11	0	11	0	6	1	12	0	12	0	10
01:15	0	15	0	11	0	11	0	8	0	9	0	11
01:30	1	15	0	5	0	17	1	8	0	10	0	11
01:45	0	13	0	15	0	6	0	12	0	7	0	11
02:00	0	9	0	9	0	7	0	9	0	17	0	10
02:15	0	7	0	7	0	14	0	9	0	10	0	9
02:30	0	12	0	10	0	15	0	9	0	12	0	12
02:45	0	10	0	18	0	10	0	9	1	14	0	12
03:00	0	14	0	8	0	13	0	11	0	12	0	12
03:15	1	18	0	13	0	9	0	21	0	16	0	15
03:30	0	8	0	17	0	9	0	15	0	12	0	12
03:45	0	14	1	9	0	13	0	6	0	14	0	11
04:00	0	15	0	15	0	23	0	15	0	13	0	16
04:15	0	12	0	22	0	12	0	19	0	8	0	15
04:30	0	10	0	18	0	9	0	17	0	10	0	13
04:45	0	13	0	10	0	14	0	12	0	6	0	11
05:00	0	10	0	10	0	14	0	12	0	11	0	11
05:15	0	14	0	7	0	10	0	10	0	10	0	10
05:30	0	14	0	9	1	10	1	6	1	16	1	11
05:45	0	12	3	9	2	19	1	10	0	9	1	12
06:00	0	11	2	17	1	14	1	9	2	19	1	14
06:15	3	15	4	13	1	10	3	7	2	11	3	11
06:30	5	6	5	8	4	9	2	10	1	6	3	8
06:45	6	13	0	11	7	6	6	8	4	13	5	10
07:00	6	11	3	11	6	11	4	16	6	9	5	12
07:15	4	7	10	8	9	16	3	9	6	6	6	9
07:30	10	8	11	8	12	13	11	8	5	5	10	8
07:45	19	4	11	9	19	3	11	10	12	5	14	6
08:00	14	3	15	7	19	6	20	5	19	8	17	6
08:15	22	6	11	11	18	5	13	8	12	3	15	7
08:30	18	7	21	9	16	5	16	6	15	2	17	6
08:45	8	6	18	4	22	2	14	2	15	10	15	5
09:00	7	1	13	9	16	7	31	10	18	4	17	6
09:15	11	4	14	4	15	4	14	5	18	12	14	6
09:30	5	7	9	4	11	3	12	6	17	5	11	5
09:45	16	3	9	1	12	3	16	0	11	8	13	3
10:00	12	1	8	2	9	3	7	7	14	7	10	4
10:15	7	3	10	2	10	6	7	0	10	4	9	3
10:30	11	3	13	2	8	0	16	2	12	5	12	2
10:45	6	2	8	2	9	3	10	0	11	3	9	2
11:00	13	2	9	0	12	3	13	1	15	3	12	2
11:15	4	0	7	1	15	1	11	3	14	0	10	1
11:30	7	0	8	1	12	0	7	2	12	5	9	2
11:45	17	0	12	1	12	0	11	1	16	4	14	1
Totals	234	414	235	413	280	429	265	399	269	437	257	418
Day Total	648		648		709		664		706		675	
AM Pct	36.1%		36.3%		39.5%		39.9%		38.1%		38.0%	

AECOM

7:00-8:00 AM	39	35	46	29	29	36
7:15-8:15 AM	47	47	59	45	42	48
7:30-8:30 AM	65	48	68	55	48	57
7:45-8:45 AM	73	58	72	60	58	64
8:00-9:00 AM	62	65	75	63	61	65
4:00-5:00 PM	50	65	58	63	37	55
4:15-5:15 PM	45	60	49	60	35	50
4:30-5:30 PM	47	45	47	51	37	45
4:45-5:45 PM	51	36	48	40	43	44
5:00-6:00 PM	50	35	53	38	46	44

Client: AECOM
 File Number:
 Route: Raimundo Way
 Location: Between Stanford Ave & Pine Hill Rd

Site Ref: 14
 Direction: EB

Count Date	4/25/2022		4/26/2022		4/27/2022		4/28/2022		4/29/2022		Average	
Count Time	AM	PM	AM	PM	AM	PM	AM	PM	AM	PM	AM	PM
00:00	0	14	1	9	0	11	0	8	0	11	0	11
00:15	0	13	0	11	0	11	0	9	1	11	0	11
00:30	0	5	0	10	0	9	0	9	0	9	0	8
00:45	0	14	0	10	0	15	0	5	0	12	0	11
01:00	0	9	0	12	0	17	0	12	0	15	0	13
01:15	0	15	0	8	0	13	0	8	0	11	0	11
01:30	0	16	0	6	0	11	0	14	0	13	0	12
01:45	2	10	0	11	0	10	0	9	0	11	0	10
02:00	0	14	0	17	0	9	0	4	0	13	0	11
02:15	1	25	0	15	0	12	0	17	0	13	0	16
02:30	2	14	2	11	2	14	3	14	2	13	2	13
02:45	0	10	0	10	0	8	0	16	0	14	0	12
03:00	0	13	0	18	0	11	0	15	0	19	0	15
03:15	1	17	0	14	0	14	0	21	0	29	0	19
03:30	0	14	0	10	0	19	0	33	0	20	0	19
03:45	0	18	1	25	0	11	0	17	0	15	0	17
04:00	0	10	0	22	0	26	0	19	1	14	0	18
04:15	1	15	0	24	0	23	0	17	0	22	0	20
04:30	0	22	1	27	2	15	1	16	1	19	1	20
04:45	0	11	0	20	0	14	0	16	0	15	0	15
05:00	0	21	0	17	0	18	0	17	0	17	0	18
05:15	0	19	0	19	0	14	1	14	0	20	0	17
05:30	0	12	0	19	0	17	0	21	0	13	0	16
05:45	0	11	1	13	0	10	0	13	0	15	0	12
06:00	0	16	2	17	0	19	0	17	3	21	1	18
06:15	1	18	2	17	0	16	1	9	0	10	1	14
06:30	2	6	4	10	2	15	1	11	2	15	2	11
06:45	3	4	5	10	2	12	6	11	5	13	4	10
07:00	5	18	2	8	7	11	4	16	6	3	5	11
07:15	4	6	6	13	8	10	8	7	3	9	6	9
07:30	9	10	14	6	5	9	5	7	8	6	8	8
07:45	30	3	23	10	34	5	30	5	23	9	28	6
08:00	13	6	18	8	18	7	20	6	19	8	18	7
08:15	15	8	14	8	13	4	8	6	10	5	12	6
08:30	15	2	13	7	15	4	18	0	16	2	15	3
08:45	14	4	14	4	17	4	16	8	21	2	16	4
09:00	13	1	16	3	17	2	12	5	13	4	14	3
09:15	8	0	17	1	13	2	8	4	13	6	12	3
09:30	12	3	16	2	14	4	5	5	9	4	11	4
09:45	17	1	13	2	11	5	15	3	9	4	13	3
10:00	8	4	5	0	21	1	13	1	11	1	12	1
10:15	6	0	16	4	10	1	18	1	13	1	13	1
10:30	9	0	12	1	13	0	18	2	19	0	14	1
10:45	12	1	13	0	14	0	13	1	18	3	14	1
11:00	14	1	3	1	10	2	9	3	19	2	11	2
11:15	17	0	9	1	19	0	14	0	18	0	15	0
11:30	13	0	17	0	12	0	14	2	13	4	14	1
11:45	12	0	8	1	17	0	13	1	17	0	13	0
Totals	259	454	268	492	296	465	274	475	293	496	278	476
Day Total	713	760	760	761	749	749	789	789	754	754	754	754
AM Pct	36.3%	35.3%	38.9%	36.6%	37.1%	36.9%	36.9%	36.9%	36.9%	36.9%	36.9%	36.9%

AECOM

7:00-8:00 AM	48	45	54	47	40	47
7:15-8:15 AM	56	61	65	63	53	60
7:30-8:30 AM	67	69	70	63	60	66
7:45-8:45 AM	73	68	80	76	68	73
8:00-9:00 AM	57	59	63	62	66	61

4:00-5:00 PM	58	93	78	68	70	73
4:15-5:15 PM	69	88	70	66	73	73
4:30-5:30 PM	73	83	61	63	71	70
4:45-5:45 PM	63	75	63	68	65	67
5:00-6:00 PM	63	68	59	65	65	64

Client: AECOM
 File Number:
 Route: Santa Maria Ave
 Location: Between Junipero Serra Blvd & Gerona Rd

Site Ref: 15
 Direction: NB

Count Date	4/25/2022		4/26/2022		4/27/2022		4/28/2022		4/29/2022		Average	
Count Time	AM	PM	AM	PM	AM	PM	AM	PM	AM	PM	AM	PM
00:00	0	1	0	1	0	3	0	2	0	1	0	2
00:15	1	4	0	0	2	4	0	3	0	6	1	3
00:30	0	4	0	2	0	1	0	4	0	3	0	3
00:45	0	3	0	5	0	4	0	3	0	2	0	3
01:00	0	3	0	2	0	4	2	3	1	4	1	3
01:15	0	3	0	3	0	10	0	2	0	2	0	4
01:30	0	5	1	2	0	3	0	5	0	5	0	4
01:45	0	1	0	0	0	2	0	1	0	0	0	1
02:00	0	4	0	2	0	1	0	3	0	0	0	2
02:15	0	1	0	2	0	2	0	2	0	2	0	2
02:30	0	2	0	6	0	3	0	3	0	2	0	3
02:45	0	1	0	2	0	1	0	2	0	3	0	2
03:00	0	5	0	3	0	2	0	1	0	3	0	3
03:15	0	3	0	5	0	0	0	8	0	2	0	4
03:30	0	2	0	1	0	2	0	2	0	0	0	1
03:45	0	1	0	4	0	2	0	0	0	3	0	2
04:00	0	0	0	2	1	1	0	0	1	0	0	1
04:15	0	0	0	9	0	2	1	1	0	1	0	3
04:30	0	4	0	4	0	1	0	1	0	2	0	2
04:45	2	0	0	2	0	1	0	0	0	1	0	1
05:00	0	2	0	3	0	0	0	3	0	6	0	3
05:15	0	2	0	0	2	2	0	5	0	1	0	2
05:30	1	2	0	0	0	1	0	6	0	2	0	2
05:45	0	3	1	0	0	2	0	1	0	2	0	2
06:00	0	2	2	1	1	3	1	1	0	3	1	2
06:15	0	1	2	3	0	0	0	1	0	1	0	1
06:30	2	1	1	0	1	0	1	6	0	1	1	2
06:45	0	0	2	1	2	3	2	0	4	1	2	1
07:00	3	3	3	1	5	2	6	3	4	1	4	2
07:15	4	2	6	3	9	1	4	4	5	2	6	2
07:30	3	0	3	1	1	1	6	2	3	1	3	1
07:45	10	0	13	0	9	2	8	1	9	3	10	1
08:00	4	0	7	0	10	1	4	0	2	2	5	1
08:15	7	1	2	1	6	2	6	0	4	1	5	1
08:30	6	0	0	2	1	2	0	0	1	1	2	1
08:45	3	0	4	0	4	0	3	0	2	0	3	0
09:00	3	0	6	0	3	1	5	0	3	3	4	1
09:15	3	0	2	0	1	0	6	0	2	0	3	0
09:30	1	1	2	0	4	1	1	0	3	0	2	0
09:45	3	1	1	2	3	2	4	1	2	0	3	1
10:00	2	0	4	1	2	1	1	0	5	1	3	1
10:15	2	0	3	2	4	1	1	1	5	2	3	1
10:30	1	0	5	0	4	1	6	0	0	1	3	0
10:45	1	0	2	4	5	0	2	0	3	1	3	1
11:00	2	0	0	0	1	1	2	1	3	1	2	1
11:15	1	0	3	0	2	0	2	0	5	1	3	0
11:30	1	0	3	0	4	0	7	0	2	0	3	0
11:45	4	0	1	0	3	1	3	0	3	1	3	0
Totals	70	68	79	82	90	80	84	82	71	82	79	79
Day Total	138		161		170		166		153		158	
AM Pct	50.7%		49.1%		52.9%		50.6%		46.4%		50.0%	

AECOM

7:00-8:00 AM	20	25	24	24	21	23
7:15-8:15 AM	21	29	29	22	19	24
7:30-8:30 AM	24	25	26	24	18	23
7:45-8:45 AM	27	22	26	18	16	22
8:00-9:00 AM	20	13	21	13	9	15

4:00-5:00 PM	4	17	5	2	5	7
4:15-5:15 PM	6	18	4	5	10	9
4:30-5:30 PM	8	9	4	9	10	8
4:45-5:45 PM	6	5	4	14	10	8
5:00-6:00 PM	9	3	5	15	11	9

Client: AECOM
 File Number:
 Route: Santa Maria Ave
 Location: Between Junipero Serra Blvd & Gerona Rd

Site Ref: 15
 Direction: SB

Count Date	4/25/2022		4/26/2022		4/27/2022		4/28/2022		4/29/2022		Average	
Count Time	AM	PM	AM	PM	AM	PM	AM	PM	AM	PM	AM	PM
00:00	0	1	0	2	0	3	0	1	0	0	0	1
00:15	0	2	0	1	0	0	0	1	0	1	0	1
00:30	0	0	0	1	0	1	0	1	0	1	0	1
00:45	0	2	0	2	0	2	0	2	0	2	0	2
01:00	0	0	0	1	0	2	1	3	0	3	0	2
01:15	0	1	0	1	0	2	0	2	1	4	0	2
01:30	0	2	0	2	0	3	0	3	0	0	0	2
01:45	0	2	0	1	0	3	0	1	0	3	0	2
02:00	0	0	0	1	0	0	0	3	0	2	0	1
02:15	0	0	0	1	0	1	0	0	0	0	0	0
02:30	0	1	0	0	0	1	0	3	0	2	0	1
02:45	0	2	0	0	0	0	0	0	0	1	0	1
03:00	0	2	0	3	0	0	0	0	0	1	0	1
03:15	0	1	0	3	0	1	0	1	0	1	0	1
03:30	0	1	0	1	0	2	0	3	0	2	0	2
03:45	0	1	0	2	0	2	0	4	0	1	0	2
04:00	0	2	0	3	0	2	0	1	0	2	0	2
04:15	0	0	0	1	0	3	0	2	0	1	0	1
04:30	0	1	0	1	0	0	0	0	0	3	0	1
04:45	1	1	0	1	1	6	0	0	0	2	0	2
05:00	0	2	0	2	0	2	0	1	0	2	0	2
05:15	2	1	0	4	0	2	2	2	2	5	1	3
05:30	0	0	0	0	0	2	0	4	0	1	0	1
05:45	0	0	0	2	0	2	0	3	0	1	0	2
06:00	0	4	0	4	0	1	0	1	0	3	0	3
06:15	0	0	0	2	0	1	0	2	0	2	0	1
06:30	0	3	0	2	1	0	0	6	0	3	0	3
06:45	0	0	0	0	0	0	1	0	1	1	0	0
07:00	2	0	2	0	2	2	3	0	2	0	2	0
07:15	0	0	0	2	1	0	0	4	1	2	0	2
07:30	1	0	2	0	1	1	1	0	2	2	1	1
07:45	1	2	2	2	0	2	0	0	1	0	1	1
08:00	0	1	0	1	5	1	2	0	1	0	2	1
08:15	0	1	1	1	0	0	0	0	2	0	1	0
08:30	2	0	2	0	1	1	4	1	2	1	2	1
08:45	0	0	1	0	1	0	2	1	2	0	1	0
09:00	0	1	0	2	2	0	0	1	0	0	0	1
09:15	0	0	1	0	1	1	3	0	1	0	1	0
09:30	1	0	3	0	4	1	0	1	0	0	2	0
09:45	2	0	1	0	2	0	0	0	4	0	2	0
10:00	3	0	0	2	0	0	1	0	1	0	1	0
10:15	2	0	1	0	4	0	1	0	0	0	2	0
10:30	2	0	2	0	1	1	5	0	2	0	2	0
10:45	0	0	2	2	4	0	5	0	0	0	2	0
11:00	0	0	4	0	1	0	3	0	2	0	2	0
11:15	1	0	0	0	0	0	0	0	0	0	0	0
11:30	0	0	5	0	2	0	5	0	1	0	3	0
11:45	6	0	2	0	2	1	4	0	2	1	3	0
Totals	26	37	31	56	36	55	43	58	30	56	33	52
Day Total	63		87		91		101		86		86	
AM Pct	41.3%		35.6%		39.6%		42.6%		34.9%		38.8%	

AECOM

7:00-8:00 AM	4	6	4	4	6	5
7:15-8:15 AM	2	4	7	3	5	4
7:30-8:30 AM	2	5	6	3	6	4
7:45-8:45 AM	3	5	6	6	6	5
8:00-9:00 AM	2	4	7	8	7	6

4:00-5:00 PM	4	6	11	3	8	6
4:15-5:15 PM	4	5	11	3	8	6
4:30-5:30 PM	5	8	10	3	12	8
4:45-5:45 PM	4	7	12	7	10	8
5:00-6:00 PM	3	8	8	10	9	8

Client: AECOM
 File Number:
 Route: Campus Dr
 Location: Between Junipero Serra Blvd & Gerona Rd

Site Ref: 16
 Direction: EB

Count Date	4/25/2022		4/26/2022		4/27/2022		4/28/2022		4/29/2022		Average	
Count Time	AM	PM	AM	PM	AM	PM	AM	PM	AM	PM	AM	PM
00:00	5	27	1	33	8	31	7	44	6	36	5	34
00:15	11	20	10	29	3	35	7	25	3	52	7	32
00:30	7	20	5	29	0	25	2	40	8	32	4	29
00:45	7	27	4	36	4	39	1	54	2	50	4	41
01:00	6	30	1	38	2	41	0	37	8	47	3	39
01:15	1	27	0	39	3	35	1	50	3	48	2	40
01:30	2	15	1	39	1	33	6	31	1	37	2	31
01:45	1	30	2	29	1	37	1	31	7	38	2	33
02:00	2	24	1	33	0	28	1	29	5	42	2	31
02:15	1	26	2	40	3	28	3	27	2	26	2	29
02:30	1	25	2	30	0	30	0	39	2	37	1	32
02:45	1	27	1	21	2	29	0	38	2	49	1	33
03:00	1	39	0	31	0	39	0	33	3	48	1	38
03:15	0	34	0	34	0	35	0	40	1	41	0	37
03:30	1	27	2	34	2	32	1	42	2	40	2	35
03:45	0	38	1	44	1	50	0	45	0	50	0	45
04:00	0	31	1	42	0	29	0	42	2	50	1	39
04:15	1	38	0	36	1	36	0	33	1	32	1	35
04:30	1	32	0	39	0	40	1	36	0	46	0	39
04:45	4	35	2	45	4	28	5	48	4	46	4	40
05:00	2	31	4	42	3	30	5	61	3	50	3	43
05:15	3	36	1	43	0	61	5	44	4	57	3	48
05:30	9	22	6	38	9	37	6	40	6	51	7	38
05:45	9	39	10	36	11	41	13	53	11	61	11	46
06:00	8	30	11	43	7	49	12	44	17	40	11	41
06:15	14	39	16	34	11	37	16	41	13	54	14	41
06:30	16	31	29	25	26	31	16	40	20	62	21	38
06:45	23	35	21	32	16	54	19	42	23	54	20	43
07:00	14	28	21	31	14	37	14	35	18	42	16	35
07:15	27	46	39	39	29	35	24	34	33	32	30	37
07:30	32	26	39	21	37	27	37	34	46	31	38	28
07:45	56	31	66	27	48	28	74	35	45	39	58	32
08:00	43	17	59	19	51	30	72	13	54	23	56	20
08:15	70	31	71	22	58	22	76	24	65	22	68	24
08:30	85	15	76	23	75	28	77	34	77	18	78	24
08:45	72	21	81	21	61	28	81	29	74	22	74	24
09:00	63	22	70	15	62	27	59	26	56	20	62	22
09:15	40	15	56	26	61	22	61	24	73	31	58	24
09:30	55	8	48	14	51	23	61	24	41	21	51	18
09:45	38	14	51	14	43	30	56	28	44	27	46	23
10:00	35	16	30	20	37	17	35	24	30	20	33	19
10:15	29	13	33	11	34	12	46	11	54	20	39	13
10:30	32	9	27	13	43	7	40	18	42	16	37	13
10:45	44	8	43	17	36	15	44	19	37	17	41	15
11:00	31	7	30	9	31	11	40	13	29	19	32	12
11:15	42	6	40	9	35	13	43	10	54	18	43	11
11:30	29	9	32	12	38	7	25	8	46	5	34	8
11:45	31	2	45	11	44	8	37	8	61	6	44	7
Totals	1005	1179	1091	1368	1006	1447	1130	1580	1138	1725	1074	1460
Day Total	2184		2459		2453		2710		2863		2534	
AM Pct	46.0%		44.4%		41.0%		41.7%		39.7%		42.4%	

AECOM

7:00-8:00 AM	129	165	128	149	142	143
7:15-8:15 AM	158	203	165	207	178	182
7:30-8:30 AM	201	235	194	259	210	220
7:45-8:45 AM	254	272	232	299	241	260
8:00-9:00 AM	270	287	245	306	270	276

4:00-5:00 PM	136	162	133	159	174	153
4:15-5:15 PM	136	162	134	178	174	157
4:30-5:30 PM	134	169	159	189	199	170
4:45-5:45 PM	124	168	156	193	204	169
5:00-6:00 PM	128	159	169	198	219	175

Client: AECOM
 File Number:
 Route: Campus Dr
 Location: Between Junipero Serra Blvd & Gerona Rd

Site Ref: 16
 Direction: WB

Count Date	4/25/2022		4/26/2022		4/27/2022		4/28/2022		4/29/2022		Average	
Count Time	AM	PM	AM	PM	AM	PM	AM	PM	AM	PM	AM	PM
00:00	6	40	6	28	5	39	7	44	7	33	6	37
00:15	2	29	11	24	2	28	2	35	4	43	4	32
00:30	6	22	5	32	6	22	4	50	2	54	5	36
00:45	9	37	3	37	0	36	4	33	6	56	4	40
01:00	4	55	2	57	3	40	1	41	6	63	3	51
01:15	3	48	2	46	3	38	1	44	5	63	3	48
01:30	6	36	1	43	1	44	2	43	5	52	3	44
01:45	2	40	0	33	2	48	1	37	5	42	2	40
02:00	2	50	4	43	1	36	1	46	2	70	2	49
02:15	1	35	0	48	0	34	1	35	10	65	2	43
02:30	0	55	3	42	0	55	2	77	6	83	2	62
02:45	1	45	0	44	0	39	3	57	2	70	1	51
03:00	0	36	3	60	0	52	2	61	2	84	1	59
03:15	0	60	0	67	0	51	1	58	0	70	0	61
03:30	0	46	0	45	0	45	0	54	1	64	0	51
03:45	0	41	2	55	1	57	0	72	1	62	1	57
04:00	1	51	0	60	3	72	1	55	1	71	1	62
04:15	0	59	1	61	2	65	2	66	0	70	1	64
04:30	0	60	0	71	0	70	2	58	1	79	1	68
04:45	0	71	1	67	1	82	1	83	1	78	1	76
05:00	2	54	2	115	3	87	4	86	0	79	2	84
05:15	2	59	4	75	2	86	2	77	4	107	3	81
05:30	4	42	3	61	1	76	3	84	1	85	2	70
05:45	1	56	4	75	2	74	2	71	2	86	2	72
06:00	8	54	8	69	1	71	3	68	3	81	5	69
06:15	3	50	5	67	5	65	9	82	7	52	6	63
06:30	9	46	8	51	11	44	5	80	9	67	8	58
06:45	11	53	10	58	18	70	7	69	15	67	12	63
07:00	13	43	16	63	18	66	24	59	9	56	16	57
07:15	18	41	14	42	22	59	16	50	15	51	17	49
07:30	22	42	17	53	28	55	32	41	28	47	25	48
07:45	31	37	25	39	35	38	31	45	23	49	29	42
08:00	26	33	29	34	25	40	23	44	43	48	29	40
08:15	18	42	35	27	28	42	29	33	26	35	27	36
08:30	29	24	35	28	31	33	46	38	29	35	34	32
08:45	22	22	28	34	27	29	28	38	34	55	28	36
09:00	21	28	36	35	28	24	29	35	56	46	34	34
09:15	34	35	33	28	21	26	44	46	30	39	32	35
09:30	41	25	41	20	41	35	45	28	44	49	42	31
09:45	34	20	36	20	31	33	31	17	37	53	34	29
10:00	21	47	24	23	31	27	33	23	27	40	27	32
10:15	12	10	18	21	25	10	18	24	32	30	21	19
10:30	26	5	21	9	22	14	24	17	22	19	23	13
10:45	36	7	33	10	29	9	35	12	27	20	32	12
11:00	30	5	22	9	31	11	32	19	38	21	31	13
11:15	26	16	25	11	37	10	41	21	39	18	34	15
11:30	30	8	54	7	42	5	43	16	43	13	42	10
11:45	26	6	33	10	37	4	29	13	55	17	36	10
Totals	599	1826	663	2057	662	2096	706	2285	765	2637	679	2180
Day Total	2425	2720	2758	2991	3402	2859						
AM Pct	24.7%	24.4%	24.0%	23.6%	22.5%	23.7%						

AECOM

7:00-8:00 AM	84	72	103	103	75	87
7:15-8:15 AM	97	85	110	102	109	101
7:30-8:30 AM	97	106	116	115	120	111
7:45-8:45 AM	104	124	119	129	121	119
8:00-9:00 AM	95	127	111	126	132	118

4:00-5:00 PM	241	259	289	262	298	270
4:15-5:15 PM	244	314	304	293	306	292
4:30-5:30 PM	244	328	325	304	343	309
4:45-5:45 PM	226	318	331	330	349	311
5:00-6:00 PM	211	326	323	318	357	307

Client: AECOM
 File Number:
 Route: Campus Drive
 Location: Between Junipero Serra Blvd & Golf Club Driveway

Site Ref: 01
 Direction: SB

Count Date	5/2/2022		5/3/2022		5/4/2022		5/5/2022		5/6/2022		Average	
Count Time	AM	PM	AM	PM	AM	PM	AM	PM	AM	PM	AM	PM
00:00	6	42	5	72	8	60	9	57	9	69	7	60
00:15	5	50	7	54	4	52	13	54	5	59	7	54
00:30	2	48	6	48	10	67	3	53	5	69	5	57
00:45	6	59	5	65	3	64	3	62	3	73	4	65
01:00	4	41	5	58	3	82	4	52	2	81	4	63
01:15	2	57	3	79	5	91	7	55	8	78	5	72
01:30	1	66	3	75	6	61	4	94	5	81	4	75
01:45	0	70	2	73	2	86	6	94	1	92	2	83
02:00	1	105	2	110	6	98	1	112	4	118	3	109
02:15	2	111	6	123	3	113	4	125	7	114	4	117
02:30	4	116	9	108	12	122	11	114	10	107	9	113
02:45	0	79	4	108	0	109	2	95	3	117	2	102
03:00	2	113	3	127	6	113	1	122	2	140	3	123
03:15	0	137	3	150	0	142	3	141	1	185	1	151
03:30	3	126	3	145	1	154	1	139	2	137	2	140
03:45	0	85	2	118	5	138	1	139	3	139	2	124
04:00	2	156	1	150	1	151	2	165	1	168	1	158
04:15	5	133	2	137	0	151	1	149	3	104	2	135
04:30	3	154	0	176	1	172	1	183	1	172	1	171
04:45	2	127	0	161	2	182	2	163	0	150	1	157
05:00	2	156	3	194	0	165	1	206	1	164	1	177
05:15	3	150	3	181	8	197	2	189	5	198	4	183
05:30	4	145	5	199	5	179	4	148	6	157	5	166
05:45	5	102	10	153	10	158	6	148	7	126	8	137
06:00	8	124	12	134	10	114	9	131	11	104	10	121
06:15	10	121	11	129	11	120	10	115	8	121	10	121
06:30	12	110	12	113	14	111	14	113	10	100	12	109
06:45	19	84	14	98	15	97	10	93	17	93	15	93
07:00	16	80	15	97	25	76	17	99	19	82	18	87
07:15	15	65	29	69	45	93	32	86	38	82	32	79
07:30	46	68	58	54	66	85	62	80	52	96	57	77
07:45	80	49	77	70	82	73	69	76	64	75	74	69
08:00	40	45	36	73	47	77	49	70	48	55	44	64
08:15	36	43	39	44	33	67	31	67	36	61	35	56
08:30	32	43	46	50	39	44	40	50	33	41	38	46
08:45	37	34	39	45	34	39	39	61	39	47	38	45
09:00	37	29	40	37	60	37	39	51	31	48	41	40
09:15	45	36	29	28	27	39	34	59	35	43	34	41
09:30	24	32	40	32	47	30	38	35	34	42	37	34
09:45	35	30	32	22	39	27	44	24	44	37	39	28
10:00	31	29	49	27	42	29	38	44	38	21	40	30
10:15	39	15	36	30	36	28	47	21	47	38	41	26
10:30	32	19	33	9	28	18	43	11	41	18	35	15
10:45	51	10	47	17	39	9	57	17	44	10	48	13
11:00	41	13	45	12	45	15	56	18	43	19	46	15
11:15	56	12	43	13	59	9	68	10	46	13	54	11
11:30	42	13	72	17	53	16	52	16	57	14	55	15
11:45	49	5	60	11	59	12	63	17	67	8	60	11
Totals	897	3537	1006	4095	1056	4172	1053	4223	996	4166	1002	4039
Day Total	4434		5101		5228		5276		5162		5040	
AM Pct	20.2%		19.7%		20.2%		20.0%		19.3%		19.9%	

AECOM

7:00-8:00 AM	157	179	218	180	173	181
7:15-8:15 AM	181	200	240	212	202	207
7:30-8:30 AM	202	210	228	211	200	210
7:45-8:45 AM	188	198	201	189	181	191
8:00-9:00 AM	145	160	153	159	156	155

4:00-5:00 PM	570	624	656	660	594	620.8
4:15-5:15 PM	570	668	670	701	590	639.8
4:30-5:30 PM	587	712	716	741	684	688
4:45-5:45 PM	578	735	723	706	669	682.2
5:00-6:00 PM	553	727	699	691	645	663

Client: AECOM
 File Number:
 Route: Campus Drive
 Location: Between Junipero Serra Blvd & Golf Club Driveway

Site Ref: 01
 Direction: SB

Count Date	5/2/2022		5/3/2022		5/4/2022		5/5/2022		5/6/2022		Average	
Count Time	AM	PM	AM	PM	AM	PM	AM	PM	AM	PM	AM	PM
00:00	6	42	5	72	8	60	9	57	9	69	7	60
00:15	5	50	7	54	4	52	13	54	5	59	7	54
00:30	2	48	6	48	10	67	3	53	5	69	5	57
00:45	6	59	5	65	3	64	3	62	3	73	4	65
01:00	4	41	5	58	3	82	4	52	2	81	4	63
01:15	2	57	3	79	5	91	7	55	8	78	5	72
01:30	1	66	3	75	6	61	4	94	5	81	4	75
01:45	0	70	2	73	2	86	6	94	1	92	2	83
02:00	1	105	2	110	6	98	1	112	4	118	3	109
02:15	2	111	6	123	3	113	4	125	7	114	4	117
02:30	4	116	9	108	12	122	11	114	10	107	9	113
02:45	0	79	4	108	0	109	2	95	3	117	2	102
03:00	2	113	3	127	6	113	1	122	2	140	3	123
03:15	0	137	3	150	0	142	3	141	1	185	1	151
03:30	3	126	3	145	1	154	1	139	2	137	2	140
03:45	0	85	2	118	5	138	1	139	3	139	2	124
04:00	2	156	1	150	1	151	2	165	1	168	1	158
04:15	5	133	2	137	0	151	1	149	3	104	2	135
04:30	3	154	0	176	1	172	1	183	1	172	1	171
04:45	2	127	0	161	2	182	2	163	0	150	1	157
05:00	2	156	3	194	0	165	1	206	1	164	1	177
05:15	3	150	3	181	8	197	2	189	5	198	4	183
05:30	4	145	5	199	5	179	4	148	6	157	5	166
05:45	5	102	10	153	10	158	6	148	7	126	8	137
06:00	8	124	12	134	10	114	9	131	11	104	10	121
06:15	10	121	11	129	11	120	10	115	8	121	10	121
06:30	12	110	12	113	14	111	14	113	10	100	12	109
06:45	19	84	14	98	15	97	10	93	17	93	15	93
07:00	16	80	15	97	25	76	17	99	19	82	18	87
07:15	15	65	29	69	45	93	32	86	38	82	32	79
07:30	46	68	58	54	66	85	62	80	52	96	57	77
07:45	80	49	77	70	82	73	69	76	64	75	74	69
08:00	40	45	36	73	47	77	49	70	48	55	44	64
08:15	36	43	39	44	33	67	31	67	36	61	35	56
08:30	32	43	46	50	39	44	40	50	33	41	38	46
08:45	37	34	39	45	34	39	39	61	39	47	38	45
09:00	37	29	40	37	60	37	39	51	31	48	41	40
09:15	45	36	29	28	27	39	34	59	35	43	34	41
09:30	24	32	40	32	47	30	38	35	34	42	37	34
09:45	35	30	32	22	39	27	44	24	44	37	39	28
10:00	31	29	49	27	42	29	38	44	38	21	40	30
10:15	39	15	36	30	36	28	47	21	47	38	41	26
10:30	32	19	33	9	28	18	43	11	41	18	35	15
10:45	51	10	47	17	39	9	57	17	44	10	48	13
11:00	41	13	45	12	45	15	56	18	43	19	46	15
11:15	56	12	43	13	59	9	68	10	46	13	54	11
11:30	42	13	72	17	53	16	52	16	57	14	55	15
11:45	49	5	60	11	59	12	63	17	67	8	60	11
Totals	897	3537	1006	4095	1056	4172	1053	4223	996	4166	1002	4039
Day Total	4434		5101		5228		5276		5162		5040	
AM Pct	20.2%		19.7%		20.2%		20.0%		19.3%		19.9%	

AECOM

7:00-8:00 AM	157	179	218	180	173	181
7:15-8:15 AM	181	200	240	212	202	207
7:30-8:30 AM	202	210	228	211	200	210
7:45-8:45 AM	188	198	201	189	181	191
8:00-9:00 AM	145	160	153	159	156	155

4:00-5:00 PM	570	624	656	660	594	620.8
4:15-5:15 PM	570	668	670	701	590	639.8
4:30-5:30 PM	587	712	716	741	684	688
4:45-5:45 PM	578	735	723	706	669	682.2
5:00-6:00 PM	553	727	699	691	645	663

Client: AECOM
 File Number:
 Route: Stock Farm Rd
 Location: Between Sand Hill Rd & Oak Rd

Site Ref: 02
 Direction: EB

Count Date	5/2/2022		5/3/2022		5/4/2022		5/5/2022		5/6/2022		Average	
Count Time	AM	PM	AM	PM	AM	PM	AM	PM	AM	PM	AM	PM
00:00	4	41	1	33	3	45	2	38	3	39	3	39
00:15	3	33	0	29	4	31	3	33	2	43	2	34
00:30	2	33	2	45	6	53	4	43	2	50	3	45
00:45	4	47	4	42	6	41	2	39	1	46	3	43
01:00	0	24	1	40	0	58	1	39	2	50	1	42
01:15	2	38	0	45	1	44	0	29	2	41	1	39
01:30	0	38	0	26	0	35	1	31	3	36	1	33
01:45	1	36	1	37	0	35	0	42	0	50	0	40
02:00	0	39	1	42	1	47	1	51	2	49	1	46
02:15	1	52	2	58	1	46	0	49	3	44	1	50
02:30	1	23	1	37	1	25	2	37	2	38	1	32
02:45	2	34	3	39	1	37	3	50	0	41	2	40
03:00	1	21	1	32	1	24	1	40	1	36	1	31
03:15	1	39	1	25	2	30	1	44	2	41	1	36
03:30	3	34	3	41	3	35	4	35	4	42	3	37
03:45	4	27	2	35	3	40	2	56	1	42	2	40
04:00	6	36	8	22	4	28	4	46	4	34	5	33
04:15	2	28	4	35	5	49	7	37	4	48	4	39
04:30	6	33	10	46	9	36	12	40	9	45	9	40
04:45	7	27	10	40	9	46	4	41	6	48	7	40
05:00	7	29	22	30	12	29	13	35	14	52	14	35
05:15	19	35	37	44	20	35	18	33	19	53	23	40
05:30	36	37	42	51	28	47	34	34	27	50	33	44
05:45	44	32	53	36	57	40	55	40	51	45	52	39
06:00	59	33	89	53	89	30	85	30	60	46	76	38
06:15	76	37	116	41	141	44	140	62	131	56	121	48
06:30	85	18	124	31	117	32	128	38	105	53	112	34
06:45	90	24	87	32	98	31	103	30	89	42	93	32
07:00	76	20	94	20	97	22	91	25	74	13	86	20
07:15	93	21	95	23	107	20	108	24	83	14	97	20
07:30	100	15	120	16	110	19	132	19	115	23	115	18
07:45	148	11	151	24	151	11	123	22	114	20	137	18
08:00	118	14	104	16	123	8	112	13	102	18	112	14
08:15	114	10	131	16	115	17	115	24	116	23	118	18
08:30	114	9	128	6	111	12	125	8	96	9	115	9
08:45	123	10	127	8	137	10	120	9	103	13	122	10
09:00	105	12	97	6	95	8	115	15	87	9	100	10
09:15	97	15	118	12	98	8	106	13	83	10	100	12
09:30	86	9	112	7	97	9	99	9	74	11	94	9
09:45	56	12	78	7	74	19	83	11	68	12	72	12
10:00	62	8	62	10	60	9	65	7	64	13	63	9
10:15	52	7	61	5	55	10	66	9	52	7	57	8
10:30	45	6	55	6	51	3	54	8	63	11	54	7
10:45	53	4	54	5	69	5	57	7	58	6	58	5
11:00	43	3	43	2	45	6	48	6	39	6	44	5
11:15	52	4	46	3	49	3	58	2	34	5	48	3
11:30	39	3	47	6	54	6	43	6	48	8	46	6
11:45	36	2	35	3	48	4	43	6	45	7	41	4
Totals	2078	1123	2383	1268	2368	1282	2393	1365	2067	1498	2258	1307
Day Total	3201		3651		3650		3758		3565		3565	
AM Pct	64.9%		65.3%		64.9%		63.7%		58.0%		63.3%	

AECOM

7:00-8:00 AM	417	460	465	454	386	436
7:15-8:15 AM	459	470	491	475	414	462
7:30-8:30 AM	480	506	499	482	447	483
7:45-8:45 AM	494	514	500	475	428	482
8:00-9:00 AM	469	490	486	472	417	467

4:00-5:00 PM	124	143	159	164	175	153
4:15-5:15 PM	117	151	160	153	193	154.8
4:30-5:30 PM	124	160	146	149	198	155.4
4:45-5:45 PM	128	165	157	143	203	159.2
5:00-6:00 PM	133	161	151	142	200	157.4

Client: AECOM
 File Number:
 Route: Stock Farm Rd
 Location: Between Sand Hill Rd & Oak Rd

Site Ref: 02
 Direction: WB

Count Date	5/2/2022		5/3/2022		5/4/2022		5/5/2022		5/6/2022		Average	
Count Time	AM	PM	AM	PM	AM	PM	AM	PM	AM	PM	AM	PM
00:00	5	34	5	39	7	38	5	34	9	43	6	38
00:15	4	35	6	31	7	43	5	31	9	39	6	36
00:30	5	37	3	28	6	40	4	41	5	36	5	36
00:45	2	40	6	38	3	42	4	38	4	36	4	39
01:00	2	33	2	53	4	33	5	51	0	49	3	44
01:15	4	39	2	45	4	46	4	53	1	40	3	45
01:30	1	41	1	65	4	60	1	41	3	65	2	54
01:45	1	34	2	50	6	50	1	45	1	63	2	48
02:00	1	43	1	59	0	55	2	56	0	46	1	52
02:15	4	51	1	51	2	59	1	52	1	56	2	54
02:30	1	66	4	78	4	69	4	73	2	66	3	70
02:45	0	75	0	88	1	58	2	79	1	65	1	73
03:00	0	60	2	62	1	77	3	68	0	51	1	64
03:15	1	67	1	92	1	70	1	80	0	80	1	78
03:30	1	97	4	85	0	96	0	89	2	94	1	92
03:45	0	75	0	81	1	97	1	79	1	99	1	86
04:00	1	83	0	82	1	103	1	104	3	104	1	95
04:15	3	101	1	108	1	90	3	111	1	104	2	103
04:30	0	101	1	124	1	100	0	120	1	101	1	109
04:45	2	93	3	114	1	105	2	116	2	113	2	108
05:00	1	133	2	105	4	111	1	149	1	116	2	123
05:15	2	138	12	143	3	153	4	123	1	115	4	134
05:30	3	122	6	128	6	109	5	130	3	110	5	120
05:45	8	100	10	113	8	102	5	114	1	99	6	106
06:00	10	117	16	110	9	117	11	119	4	94	10	111
06:15	8	80	17	106	15	97	17	101	11	102	14	97
06:30	15	96	18	96	21	108	13	104	8	84	15	98
06:45	14	71	19	96	10	88	12	87	12	68	13	82
07:00	16	78	30	85	20	62	10	75	13	67	18	73
07:15	23	63	21	84	24	78	22	93	20	72	22	78
07:30	14	67	21	80	32	88	25	96	28	81	24	82
07:45	32	58	33	56	29	70	39	60	36	65	34	62
08:00	49	40	44	46	51	63	44	48	36	60	45	51
08:15	34	36	37	49	35	37	30	44	30	52	33	44
08:30	28	34	25	33	29	31	35	43	24	38	28	36
08:45	23	23	21	26	29	27	21	27	19	27	23	26
09:00	24	27	27	21	35	25	27	28	19	34	26	27
09:15	22	20	25	34	30	29	24	32	11	39	22	31
09:30	24	19	33	31	30	23	27	34	21	29	27	27
09:45	25	14	31	16	36	17	23	19	35	30	30	19
10:00	25	21	25	20	21	25	32	21	36	30	28	23
10:15	21	15	28	12	18	8	21	13	26	23	23	14
10:30	25	7	20	13	22	12	26	18	24	20	23	14
10:45	24	9	30	7	40	9	22	17	48	18	33	12
11:00	19	10	41	17	26	10	27	12	43	18	31	13
11:15	28	16	20	15	36	10	40	12	39	23	33	15
11:30	35	3	26	10	34	16	39	13	28	5	32	9
11:45	34	8	21	6	44	10	41	12	42	10	36	9
Totals	624	2630	704	2931	752	2866	692	3005	665	2879	687	2862
Day Total	3254		3635		3618		3697		3544		3550	
AM Pct	19.2%		19.4%		20.8%		18.7%		18.8%		19.4%	

AECOM

7:00-8:00 AM	85	105	105	96	97	98
7:15-8:15 AM	118	119	136	130	120	125
7:30-8:30 AM	129	135	147	138	130	136
7:45-8:45 AM	143	139	144	148	126	140
8:00-9:00 AM	134	127	144	130	109	129

4:00-5:00 PM	378	428	398	451	422	415.4
4:15-5:15 PM	428	451	406	496	434	443
4:30-5:30 PM	465	486	469	508	445	474.6
4:45-5:45 PM	486	490	478	518	454	485.2
5:00-6:00 PM	493	489	475	516	440	482.6

Client: AECOM
 File Number:
 Route: Welch Rd
 Location: Between Oak Rd & S Pasteur Dr

Site Ref: 03
 Direction: SB

Count Date	5/2/2022		5/3/2022		5/4/2022		5/5/2022		5/6/2022		Average	
Count Time	AM	PM	AM	PM	AM	PM	AM	PM	AM	PM	AM	PM
00:00	1	24	7	39	7	20	0	27	3	26	4	27
00:15	0	21	2	19	5	27	1	28	2	30	2	25
00:30	3	29	5	25	2	33	4	28	2	19	3	27
00:45	0	20	4	34	3	30	0	33	2	14	2	26
01:00	1	25	2	16	2	27	0	32	1	21	1	24
01:15	0	18	1	26	7	28	2	33	0	25	2	26
01:30	0	20	0	19	5	21	2	35	1	31	2	25
01:45	2	27	4	33	1	38	1	38	2	28	2	33
02:00	0	36	1	40	1	31	0	33	2	29	1	34
02:15	2	31	4	33	6	32	7	29	4	34	5	32
02:30	3	26	4	22	0	35	1	26	0	24	2	27
02:45	1	15	2	25	2	39	2	29	5	43	2	30
03:00	3	33	5	26	4	23	0	30	1	32	3	29
03:15	1	35	2	33	4	34	0	34	0	52	1	38
03:30	1	30	2	47	4	35	4	49	6	50	3	42
03:45	1	34	4	34	3	52	1	41	4	33	3	39
04:00	5	57	5	36	1	45	1	40	3	38	3	43
04:15	8	39	8	40	5	46	7	37	4	35	6	39
04:30	3	37	12	55	8	48	7	42	8	56	8	48
04:45	10	42	13	47	14	53	8	39	6	40	10	44
05:00	15	32	18	38	11	48	9	32	14	49	13	40
05:15	18	34	16	44	12	46	18	42	13	42	15	42
05:30	17	41	23	49	10	46	18	45	18	23	17	41
05:45	30	36	24	60	18	42	24	38	26	36	24	42
06:00	24	33	38	38	27	44	24	36	30	28	29	36
06:15	40	21	29	26	31	35	44	23	31	23	35	26
06:30	31	24	34	19	31	22	31	19	24	21	30	21
06:45	31	24	36	36	40	15	23	33	30	18	32	25
07:00	24	16	30	17	29	16	20	21	39	12	28	16
07:15	34	15	32	14	40	34	37	21	31	16	35	20
07:30	52	14	48	26	48	21	36	13	45	29	46	21
07:45	47	19	46	18	39	15	62	23	48	17	48	18
08:00	36	12	50	17	41	21	32	16	41	16	40	16
08:15	42	8	44	13	33	16	25	13	36	18	36	14
08:30	46	10	43	13	41	11	37	11	47	12	43	11
08:45	26	8	66	13	48	6	50	8	32	15	44	10
09:00	49	2	43	3	46	5	54	8	31	8	45	5
09:15	47	7	34	13	45	9	38	10	40	7	41	9
09:30	39	8	43	10	46	6	40	10	37	15	41	10
09:45	28	8	56	11	34	7	32	3	34	6	37	7
10:00	27	8	32	6	35	12	32	9	33	2	32	7
10:15	37	2	34	5	36	2	29	7	36	4	34	4
10:30	22	6	32	9	35	4	31	5	34	9	31	7
10:45	27	7	24	11	27	4	25	5	30	6	27	7
11:00	21	3	24	8	23	3	31	12	24	2	25	6
11:15	28	7	24	3	32	9	32	3	28	8	29	6
11:30	25	8	22	8	24	3	25	9	36	7	26	7
11:45	26	1	32	8	24	3	24	4	37	1	29	3
Totals	934	1013	1064	1185	990	1202	931	1162	961	1110	976	1134
Day Total	1947		2249		2192		2093		2071		2110	
AM Pct	48.0%		47.3%		45.2%		44.5%		46.4%		46.2%	

AECOM

7:00-8:00 AM	157	156	156	155	163	157
7:15-8:15 AM	169	176	168	167	165	169
7:30-8:30 AM	177	188	161	155	170	170
7:45-8:45 AM	171	183	154	156	172	167
8:00-9:00 AM	150	203	163	144	156	163

4:00-5:00 PM	175	178	192	158	169	174.4
4:15-5:15 PM	150	180	195	150	180	171
4:30-5:30 PM	145	184	195	155	187	173.2
4:45-5:45 PM	149	178	193	158	154	166.4
5:00-6:00 PM	143	191	182	157	150	164.6

Client: AECOM
 File Number:
 Route: Welch Rd
 Location: Between Oak Rd & S Pasteur Dr

Site Ref: 03
 Direction: NB

Count Date	5/2/2022		5/3/2022		5/4/2022		5/5/2022		5/6/2022		Average	
Count Time	AM	PM	AM	PM	AM	PM	AM	PM	AM	PM	AM	PM
00:00	5	25	5	30	5	19	2	19	1	17	4	22
00:15	0	27	3	25	2	35	5	29	9	30	4	29
00:30	2	33	2	32	1	35	2	37	3	23	2	32
00:45	2	44	1	32	2	45	2	45	2	14	2	36
01:00	3	16	2	16	2	32	1	42	5	37	3	29
01:15	0	30	2	33	3	31	1	33	1	35	1	32
01:30	1	30	2	40	1	39	3	46	0	31	1	37
01:45	1	24	3	26	2	45	1	41	4	36	2	34
02:00	1	30	1	31	2	38	1	35	0	49	1	37
02:15	3	37	4	44	3	32	4	27	5	38	4	36
02:30	1	30	25	29	21	38	26	42	26	45	20	37
02:45	1	32	1	24	2	33	3	32	3	36	2	31
03:00	1	25	2	28	1	25	0	32	0	41	1	30
03:15	0	29	0	33	1	33	0	37	1	35	0	33
03:30	0	28	0	35	1	30	0	35	1	51	0	36
03:45	3	35	1	37	1	38	1	25	0	29	1	33
04:00	2	26	4	34	3	29	2	30	1	44	2	33
04:15	3	37	3	35	1	37	1	36	3	39	2	37
04:30	0	30	4	26	4	38	8	51	3	39	4	37
04:45	3	37	3	36	1	40	2	36	4	42	3	38
05:00	4	33	3	42	6	33	9	38	7	33	6	36
05:15	8	40	10	47	4	44	5	37	9	44	7	42
05:30	5	35	15	34	6	32	7	33	16	33	10	33
05:45	18	42	14	42	17	35	11	37	8	42	14	40
06:00	18	32	19	49	13	42	12	30	11	40	15	39
06:15	15	44	26	56	28	60	25	59	29	52	25	54
06:30	21	35	32	31	29	44	20	57	22	47	25	43
06:45	19	28	16	32	23	23	23	31	18	21	20	27
07:00	19	23	20	32	23	25	16	28	21	32	20	28
07:15	25	26	29	35	36	30	36	39	24	29	30	32
07:30	32	22	26	21	36	33	26	25	29	36	30	27
07:45	29	18	34	23	34	22	38	23	26	21	32	21
08:00	33	24	25	13	28	24	26	20	32	21	29	20
08:15	32	17	40	14	24	18	39	13	23	18	32	16
08:30	34	13	37	8	24	14	29	14	22	6	29	11
08:45	29	10	43	6	37	16	44	10	27	15	36	11
09:00	29	6	34	7	27	5	26	6	23	11	28	7
09:15	38	11	22	12	26	9	22	16	17	9	25	11
09:30	14	8	34	9	33	13	27	8	28	12	27	10
09:45	17	15	25	11	29	8	13	9	28	14	22	11
10:00	17	8	17	8	19	6	18	9	21	10	18	8
10:15	22	12	23	9	37	9	42	4	25	9	30	9
10:30	19	12	34	9	20	12	28	7	22	14	25	11
10:45	25	6	32	6	25	8	23	10	21	7	25	7
11:00	24	2	31	1	23	9	24	6	25	8	25	5
11:15	27	5	26	6	20	7	28	8	26	5	25	6
11:30	22	3	19	5	14	5	33	9	18	8	21	6
11:45	23	2	25	1	29	2	18	5	30	3	25	3
Totals	650	1137	779	1195	729	1280	733	1301	680	1311	714	1245
Day Total	1787		1974		2009		2034		1991		1959	
AM Pct	36.4%		39.5%		36.3%		36.0%		34.2%		36.5%	

AECOM

7:00-8:00 AM	105	109	129	116	100	112
7:15-8:15 AM	119	114	134	126	111	121
7:30-8:30 AM	126	125	122	129	110	122
7:45-8:45 AM	128	136	110	132	103	122
8:00-9:00 AM	128	145	113	138	104	126

4:00-5:00 PM	130	131	144	153	164	144.4
4:15-5:15 PM	137	139	148	161	153	147.6
4:30-5:30 PM	140	151	155	162	158	153.2
4:45-5:45 PM	145	159	149	144	152	149.8
5:00-6:00 PM	150	165	144	145	152	151.2

Client: AECOM
 File Number:
 Route: Quarry Rd
 Location: Between Welch Rd & Campus Drive West

Site Ref: 04
 Direction: SB

Count Date	5/2/2022		5/3/2022		5/4/2022		5/5/2022		5/6/2022		Average	
Count Time	AM	PM	AM	PM	AM	PM	AM	PM	AM	PM	AM	PM
00:00	6	21	4	23	4	36	5	32	5	30	5	28
00:15	2	24	1	20	4	33	9	24	5	33	4	27
00:30	4	19	4	20	1	30	1	40	3	33	3	28
00:45	4	20	1	24	1	40	3	34	3	42	2	32
01:00	4	19	3	25	3	34	1	22	1	41	2	28
01:15	5	30	3	20	0	35	2	28	2	41	2	31
01:30	2	29	3	26	1	25	1	35	1	26	2	28
01:45	0	36	3	37	2	31	3	23	1	27	2	31
02:00	1	26	0	28	2	38	2	24	4	39	2	31
02:15	2	25	2	34	2	21	6	32	3	30	3	28
02:30	4	23	0	33	0	34	0	40	1	39	1	34
02:45	6	15	2	22	1	25	1	42	1	42	2	29
03:00	1	27	3	27	0	27	2	28	2	34	2	29
03:15	2	25	3	38	1	29	2	45	1	34	2	34
03:30	9	35	6	26	5	29	6	33	9	32	7	31
03:45	4	31	6	30	8	37	7	40	5	33	6	34
04:00	6	28	5	27	5	32	4	34	6	31	5	30
04:15	11	29	7	28	5	29	3	32	8	35	7	31
04:30	6	31	9	34	5	35	6	31	9	32	7	33
04:45	13	26	11	29	11	34	6	35	6	38	9	32
05:00	10	32	9	28	5	45	11	23	6	33	8	32
05:15	10	32	21	27	9	36	10	38	10	28	12	32
05:30	31	27	30	25	19	22	18	23	16	28	23	25
05:45	21	19	29	28	37	38	32	27	27	25	29	27
06:00	21	19	19	30	26	26	19	15	18	38	21	26
06:15	13	30	26	28	24	25	25	32	21	19	22	27
06:30	23	25	25	32	25	19	23	17	23	29	24	24
06:45	16	27	28	18	28	15	21	24	27	32	24	23
07:00	21	18	14	19	23	27	20	15	10	26	18	21
07:15	21	20	29	14	33	13	24	13	24	12	26	14
07:30	26	25	23	22	26	22	29	22	17	22	24	23
07:45	33	30	28	19	29	18	27	22	27	15	29	21
08:00	25	15	28	9	19	16	23	20	16	13	22	15
08:15	20	10	17	11	26	10	26	20	24	13	23	13
08:30	29	10	23	14	15	20	28	23	22	13	23	16
08:45	18	14	13	11	27	14	24	12	24	17	21	14
09:00	34	7	33	11	31	12	28	11	40	15	33	11
09:15	37	11	30	6	39	18	31	13	31	12	34	12
09:30	28	13	33	20	36	8	36	18	30	13	33	14
09:45	26	12	33	10	28	3	24	17	32	15	29	11
10:00	27	11	25	13	28	13	32	11	31	10	29	12
10:15	26	3	25	6	34	12	31	11	27	9	29	8
10:30	24	15	34	5	28	11	27	6	25	10	28	9
10:45	34	5	29	6	36	9	31	7	33	6	33	7
11:00	23	3	31	6	23	4	30	3	30	6	27	4
11:15	33	5	17	2	25	11	37	5	25	4	27	5
11:30	28	8	36	5	18	5	24	2	32	6	28	5
11:45	29	2	33	1	29	6	32	1	28	6	30	3
Totals	779	967	797	977	787	1112	793	1105	752	1167	782	1066
Day Total	1746		1774		1899		1898		1919		1847	
AM Pct	44.6%		44.9%		41.4%		41.8%		39.2%		42.3%	

AECOM

7:00-8:00 AM	101	94	111	100	78	97
7:15-8:15 AM	105	108	107	103	84	101
7:30-8:30 AM	104	96	100	105	84	98
7:45-8:45 AM	107	96	89	104	89	97
8:00-9:00 AM	92	81	87	101	86	89

4:00-5:00 PM	114	118	130	132	136	126
4:15-5:15 PM	118	119	143	121	138	127.8
4:30-5:30 PM	121	118	150	127	131	129.4
4:45-5:45 PM	117	109	137	119	127	121.8
5:00-6:00 PM	110	108	141	111	114	116.8

Client: AECOM
 File Number:
 Route: Quarry Rd
 Location: Between Welch Rd & Campus Drive West

Site Ref: 04
 Direction: NB

Count Date	5/2/2022		5/3/2022		5/4/2022		5/5/2022		5/6/2022		Average	
Count Time	AM	PM	AM	PM	AM	PM	AM	PM	AM	PM	AM	PM
00:00	4	20	5	26	6	37	5	33	5	19	5	27
00:15	4	22	5	30	4	28	4	35	7	33	5	30
00:30	5	31	4	28	5	24	3	41	4	29	4	31
00:45	3	20	1	25	3	29	6	27	2	43	3	29
01:00	4	25	4	27	3	30	6	41	6	27	5	30
01:15	3	30	6	24	5	38	5	36	2	38	4	33
01:30	2	29	1	33	1	43	3	41	2	34	2	36
01:45	4	26	3	27	2	32	1	37	3	29	3	30
02:00	0	32	2	31	3	33	3	26	2	31	2	31
02:15	5	29	2	32	1	32	6	33	1	38	3	33
02:30	3	31	0	27	0	32	0	42	1	31	1	33
02:45	6	38	3	34	0	32	1	27	2	43	2	35
03:00	2	23	4	32	0	33	3	33	1	43	2	33
03:15	2	22	4	31	2	22	2	34	4	53	3	32
03:30	3	31	2	36	4	35	6	32	3	39	4	35
03:45	2	29	4	25	9	28	3	47	3	44	4	35
04:00	5	31	2	37	2	28	2	29	7	61	4	37
04:15	5	29	4	33	4	40	2	32	5	56	4	38
04:30	12	36	8	43	8	49	8	37	7	49	9	43
04:45	13	32	7	26	9	37	11	32	8	57	10	37
05:00	3	37	9	45	11	58	4	39	9	59	7	48
05:15	9	37	20	51	6	42	2	51	12	67	10	50
05:30	9	33	6	41	11	42	10	40	8	58	9	43
05:45	17	36	18	45	14	38	14	29	12	43	15	38
06:00	18	34	15	29	26	31	15	37	23	56	19	37
06:15	26	43	33	29	30	37	34	40	30	63	31	42
06:30	38	28	41	28	43	26	51	36	31	61	41	36
06:45	21	30	33	18	33	22	31	31	27	47	29	30
07:00	25	16	24	19	25	23	17	20	25	40	23	24
07:15	21	17	30	17	29	20	23	21	26	29	26	21
07:30	40	23	32	31	25	22	30	29	31	27	32	26
07:45	39	15	40	21	37	19	34	16	38	23	38	19
08:00	36	17	33	12	30	19	32	11	29	27	32	17
08:15	24	16	28	15	20	12	22	21	29	23	25	17
08:30	36	17	33	14	31	12	24	18	29	23	31	17
08:45	23	19	26	9	26	14	22	12	21	16	24	14
09:00	25	9	27	9	24	14	20	8	18	20	23	12
09:15	21	8	26	13	24	11	23	10	19	17	23	12
09:30	28	10	23	9	19	12	23	11	29	26	24	14
09:45	26	15	24	12	32	7	19	12	30	16	26	12
10:00	23	11	14	8	22	9	20	17	35	20	23	13
10:15	18	9	19	9	26	13	21	8	18	16	20	11
10:30	23	11	26	3	25	3	21	6	26	16	24	8
10:45	30	4	27	7	39	13	33	13	33	13	32	10
11:00	29	7	25	3	31	7	28	17	31	14	29	10
11:15	22	12	19	12	17	8	33	8	29	5	24	9
11:30	24	7	26	9	25	9	28	11	29	13	26	10
11:45	22	9	34	5	29	6	29	4	31	3	29	5
Totals	763	1096	782	1130	781	1211	743	1271	783	1638	770	1269
Day Total	1859		1912		1992		2014		2421		2040	
AM Pct	41.0%		40.9%		39.2%		36.9%		32.3%		37.8%	

AECOM

7:00-8:00 AM	125	126	116	104	120	118
7:15-8:15 AM	136	135	121	119	124	127
7:30-8:30 AM	139	133	112	118	127	126
7:45-8:45 AM	135	134	118	112	125	125
8:00-9:00 AM	119	120	107	100	108	111

4:00-5:00 PM	128	139	154	130	223	154.8
4:15-5:15 PM	134	147	184	140	221	165.2
4:30-5:30 PM	142	165	186	159	232	176.8
4:45-5:45 PM	139	163	179	162	241	176.8
5:00-6:00 PM	143	182	180	159	227	178.2

Client: AECOM
 File Number:
 Route: Palm Dr
 Location: Between Campus Dr & Arboretum Rd

Site Ref: 05
 Direction: SB

Count Date	5/2/2022		5/3/2022		5/4/2022		5/5/2022		5/6/2022		Average	
Count Time	AM	PM	AM	PM	AM	PM	AM	PM	AM	PM	AM	PM
00:00	9	62	2	59	9	75	11	61	24	82	11	68
00:15	3	63	3	48	2	61	18	79	16	63	8	63
00:30	8	62	1	58	7	61	16	74	16	53	10	62
00:45	7	58	2	56	5	60	21	71	15	72	10	63
01:00	6	49	3	55	4	65	18	56	22	80	11	61
01:15	3	62	5	58	2	70	17	69	12	66	8	65
01:30	0	56	1	48	5	37	10	66	12	51	6	52
01:45	1	50	3	38	1	52	4	51	17	82	5	55
02:00	3	41	3	48	2	52	3	54	6	79	3	55
02:15	2	55	0	52	1	60	2	56	3	74	2	59
02:30	0	38	2	52	2	58	2	63	13	65	4	55
02:45	0	55	0	54	1	52	2	51	0	83	1	59
03:00	1	62	5	47	4	52	2	50	1	85	3	59
03:15	1	59	6	41	3	45	2	59	4	85	3	58
03:30	5	53	4	50	4	70	6	50	4	98	5	64
03:45	5	66	5	59	5	57	5	83	8	96	6	72
04:00	6	50	5	47	7	57	8	63	6	97	6	63
04:15	11	56	11	54	12	72	15	67	8	86	11	67
04:30	6	71	4	50	9	59	11	50	13	88	9	64
04:45	25	55	25	77	20	70	17	66	19	102	21	74
05:00	20	60	31	64	18	56	19	67	13	102	20	70
05:15	28	61	36	60	31	70	29	66	26	88	30	69
05:30	32	68	36	68	44	61	40	61	31	92	37	70
05:45	42	81	44	82	47	83	49	80	52	104	47	86
06:00	42	74	60	50	66	62	54	61	48	95	54	68
06:15	75	68	72	53	61	83	70	95	69	105	69	81
06:30	62	57	67	57	77	57	70	70	71	109	69	70
06:45	62	40	70	45	71	54	67	85	55	106	65	66
07:00	55	46	60	55	57	82	53	61	51	91	55	67
07:15	61	66	56	50	61	56	61	51	49	65	58	58
07:30	65	43	64	48	64	52	67	60	60	48	64	50
07:45	81	48	90	58	90	47	73	58	72	53	81	53
08:00	71	47	69	43	74	37	81	38	80	64	75	46
08:15	99	37	103	41	101	32	114	30	100	52	103	38
08:30	99	32	92	38	109	40	122	47	91	60	103	43
08:45	99	38	145	34	137	33	143	35	105	73	126	43
09:00	117	30	99	49	113	31	115	38	90	38	107	37
09:15	111	25	92	37	105	34	100	42	84	55	98	39
09:30	88	33	125	42	77	32	100	20	114	42	101	34
09:45	61	26	90	36	86	33	75	34	79	42	78	34
10:00	62	28	63	37	70	28	62	36	69	41	65	34
10:15	72	18	60	24	59	36	66	27	74	42	66	29
10:30	45	12	68	18	63	12	81	17	76	31	67	18
10:45	58	14	55	18	62	22	67	17	78	32	64	21
11:00	53	9	56	6	47	15	60	18	62	27	56	15
11:15	43	4	51	14	75	31	82	23	69	31	64	21
11:30	65	6	57	8	57	18	67	23	64	22	62	15
11:45	59	11	48	3	62	16	66	30	66	17	60	15
Totals	1929	2205	2049	2189	2089	2398	2243	2529	2117	3314	2085	2527
Day Total	4134		4238		4487		4772		5431		4612	
AM Pct	46.7%		48.3%		46.6%		47.0%		39.0%		45.2%	

AECOM

7:00-8:00 AM	262	270	272	254	232	258
7:15-8:15 AM	278	279	289	282	261	278
7:30-8:30 AM	316	326	329	335	312	324
7:45-8:45 AM	350	354	374	390	343	362
8:00-9:00 AM	368	409	421	460	376	407

4:00-5:00 PM	232	228	258	246	373	267.4
4:15-5:15 PM	242	245	257	250	378	274.4
4:30-5:30 PM	247	251	255	249	380	276.4
4:45-5:45 PM	244	269	257	260	384	282.8
5:00-6:00 PM	270	274	270	274	386	294.8

Client: AECOM
 File Number:
 Route: Palm Dr
 Location: Between Campus Dr & Arboretum Rd

Site Ref: 05
 Direction: NB

Count Date	5/2/2022		5/3/2022		5/4/2022		5/5/2022		5/6/2022		Average	
Count Time	AM	PM	AM	PM	AM	PM	AM	PM	AM	PM	AM	PM
00:00	9	41	8	34	8	55	8	44	13	66	9	48
00:15	16	40	4	37	4	43	11	67	9	75	9	52
00:30	11	32	1	30	12	39	15	50	12	41	10	38
00:45	6	33	8	45	6	54	21	64	3	72	9	54
01:00	4	44	13	46	13	42	15	48	12	52	11	46
01:15	4	43	3	49	7	43	17	53	11	58	8	49
01:30	3	35	0	35	3	57	1	43	6	46	3	43
01:45	4	36	5	30	3	44	8	60	5	70	5	48
02:00	2	60	1	71	1	61	2	59	6	71	2	64
02:15	3	36	6	58	4	46	10	62	4	63	5	53
02:30	13	64	20	69	17	91	18	74	15	63	17	72
02:45	0	40	0	75	1	58	1	56	1	79	1	62
03:00	2	55	2	58	0	58	5	57	4	73	3	60
03:15	0	70	1	70	0	83	3	69	4	94	2	77
03:30	1	83	3	82	0	68	0	78	1	76	1	77
03:45	0	66	0	50	3	80	0	87	2	64	1	69
04:00	0	43	1	57	0	61	1	66	1	84	1	62
04:15	3	50	3	66	0	70	1	55	0	87	1	66
04:30	15	63	11	71	11	86	13	96	13	85	13	80
04:45	0	63	14	71	1	78	10	62	2	85	5	72
05:00	3	97	4	81	4	84	2	106	0	104	3	94
05:15	2	110	1	102	3	104	2	114	2	114	2	109
05:30	3	71	3	92	6	82	5	79	3	93	4	83
05:45	5	86	13	78	5	97	6	68	4	79	7	82
06:00	4	79	5	97	7	85	8	92	5	71	6	85
06:15	11	110	7	85	11	97	7	104	9	101	9	99
06:30	11	91	9	58	13	77	14	75	14	89	12	78
06:45	21	91	7	71	18	74	16	88	15	83	15	81
07:00	36	76	27	45	34	82	24	69	16	86	27	72
07:15	16	52	20	72	22	90	34	81	12	84	21	76
07:30	26	61	21	73	30	94	31	93	29	85	27	81
07:45	26	62	20	59	22	89	30	60	21	74	24	69
08:00	30	64	26	56	36	55	32	71	21	75	29	64
08:15	18	54	23	65	22	61	32	61	19	77	23	64
08:30	26	36	26	61	24	49	23	51	25	80	25	55
08:45	23	20	28	22	27	47	33	54	33	61	29	41
09:00	19	30	23	33	25	36	31	26	34	32	26	31
09:15	22	23	28	38	38	51	24	33	25	52	27	39
09:30	31	24	25	27	33	41	31	80	32	48	30	44
09:45	40	21	29	24	35	52	32	55	29	34	33	37
10:00	28	30	22	16	34	49	27	40	27	47	28	36
10:15	23	15	18	14	25	43	24	38	23	32	23	28
10:30	24	15	22	11	29	29	26	20	31	35	26	22
10:45	31	9	37	7	20	8	33	44	56	26	35	19
11:00	41	11	27	18	40	25	49	25	39	30	39	22
11:15	31	10	24	15	26	18	42	28	50	19	35	18
11:30	39	27	29	12	38	12	45	19	37	27	38	19
11:45	44	8	39	3	61	14	43	17	47	15	47	11
Totals	730	2380	667	2439	782	2862	866	2941	782	3157	765	2756
Day Total	3110		3106		3644		3807		3939		3521	
AM Pct	23.5%		21.5%		21.5%		22.7%		19.9%		21.7%	

AECOM

7:00-8:00 AM	104	88	108	119	78	99
7:15-8:15 AM	98	87	110	127	83	101
7:30-8:30 AM	100	90	110	125	90	103
7:45-8:45 AM	100	95	104	117	86	100
8:00-9:00 AM	97	103	109	120	98	105

4:00-5:00 PM	219	265	295	279	341	279.8
4:15-5:15 PM	273	289	318	319	361	312
4:30-5:30 PM	333	325	352	378	388	355.2
4:45-5:45 PM	341	346	348	361	396	358.4
5:00-6:00 PM	364	353	367	367	390	368.2

Client: AECOM
 File Number:
 Route: Lasuen St
 Location: Between Campus Dr & Arboretum Rd

Site Ref: 06
 Direction: NB

Count Date	5/2/2022		5/3/2022		5/4/2022		5/5/2022		5/6/2022		Average	
Count Time	AM	PM	AM	PM	AM	PM	AM	PM	AM	PM	AM	PM
00:00	26	3	0	3	0	4	0	4	0	12	5	5
00:15	7	2	0	3	0	9	0	5	1	11	2	6
00:30	2	3	1	6	0	1	0	2	0	9	1	4
00:45	6	2	0	4	1	3	1	5	0	10	2	5
01:00	5	3	0	1	0	6	0	4	0	16	1	6
01:15	2	2	0	1	0	7	0	4	0	16	0	6
01:30	0	0	0	1	0	2	0	5	0	10	0	4
01:45	0	2	0	2	1	2	0	1	1	10	0	3
02:00	0	3	0	4	0	2	0	1	0	8	0	4
02:15	1	1	0	3	0	1	0	5	0	7	0	3
02:30	3	4	0	6	0	3	0	5	0	8	1	5
02:45	0	2	0	1	0	3	0	4	0	4	0	3
03:00	0	5	0	0	0	3	0	5	0	8	0	4
03:15	0	1	0	0	0	7	0	3	0	9	0	4
03:30	0	2	0	4	0	3	0	7	0	11	0	5
03:45	0	5	0	5	0	5	0	3	0	8	0	5
04:00	0	3	0	3	0	3	0	0	0	3	0	2
04:15	3	2	0	11	0	5	0	7	0	13	1	8
04:30	0	5	3	6	0	4	0	7	0	5	1	5
04:45	0	4	1	3	0	9	0	9	0	8	0	7
05:00	0	8	0	9	0	9	0	2	0	4	0	6
05:15	2	8	0	8	0	9	0	8	0	7	0	8
05:30	1	1	0	3	0	7	0	1	0	11	0	5
05:45	2	10	0	4	0	8	1	6	0	8	1	7
06:00	2	7	0	3	1	3	0	8	1	9	1	6
06:15	2	4	0	7	4	2	0	5	0	10	1	6
06:30	2	4	0	3	2	4	1	5	1	6	1	4
06:45	0	3	0	1	0	5	0	2	0	6	0	3
07:00	0	2	0	4	1	3	0	4	1	5	0	4
07:15	1	1	2	9	1	3	3	1	1	0	2	3
07:30	0	2	0	3	1	2	0	1	3	2	1	2
07:45	3	2	2	4	2	3	3	1	4	6	3	3
08:00	0	4	1	1	4	6	1	3	4	4	2	4
08:15	1	0	0	2	4	0	5	1	7	13	3	3
08:30	1	1	1	1	2	1	2	2	1	16	1	4
08:45	0	1	2	2	2	1	1	1	5	8	2	3
09:00	0	1	1	0	0	0	0	2	6	7	1	2
09:15	2	0	1	1	0	2	1	2	4	10	2	3
09:30	4	1	2	2	1	0	2	2	6	9	3	3
09:45	2	1	3	2	2	2	5	0	1	18	3	5
10:00	1	0	3	0	3	0	2	0	8	42	3	8
10:15	2	0	1	0	3	0	5	2	3	51	3	11
10:30	2	0	1	0	4	0	3	0	9	28	4	6
10:45	5	0	2	0	6	0	2	1	9	24	5	5
11:00	0	0	0	1	0	0	4	0	5	13	2	3
11:15	0	0	2	0	1	0	6	0	4	3	3	1
11:30	3	2	3	2	1	2	3	2	8	8	4	3
11:45	1	0	1	0	3	0	2	0	7	0	3	0
Totals	94	117	33	139	50	154	53	148	100	514	66	214
Day Total	211		172		204		201		614		280	
AM Pct	44.5%		19.2%		24.5%		26.4%		16.3%		23.5%	

AECOM

7:00-8:00 AM	4	4	5	6	9	6
7:15-8:15 AM	4	5	8	7	12	7
7:30-8:30 AM	4	3	11	9	18	9
7:45-8:45 AM	5	4	12	11	16	10
8:00-9:00 AM	2	4	12	9	17	9

4:00-5:00 PM	14	23	21	23	29	22
4:15-5:15 PM	19	29	27	25	30	26
4:30-5:30 PM	25	26	31	26	24	26.4
4:45-5:45 PM	21	23	34	20	30	25.6
5:00-6:00 PM	27	24	33	17	30	26.2

Client: AECOM
 File Number:
 Route: Galvez St
 Location: Between Campus Dr & Arboretum Rd

Site Ref: 07
 Direction: SB

Count Date	5/2/2022		5/3/2022		5/4/2022		5/5/2022		5/6/2022		Average	
Count Time	AM	PM	AM	PM	AM	PM	AM	PM	AM	PM	AM	PM
00:00	5	53	7	55	6	46	2	53	7	48	5	51
00:15	7	41	6	48	5	49	3	45	5	62	5	49
00:30	7	49	0	37	7	39	3	50	3	51	4	45
00:45	5	46	5	52	6	63	2	57	6	62	5	56
01:00	8	55	3	53	6	48	1	47	1	66	4	54
01:15	0	39	1	42	4	47	3	45	7	52	3	45
01:30	4	35	0	40	1	48	1	43	2	58	2	45
01:45	1	25	2	40	3	43	3	44	5	62	3	43
02:00	2	42	1	29	2	37	0	41	4	70	2	44
02:15	0	40	0	33	0	35	2	43	2	57	1	42
02:30	2	46	0	52	0	40	1	40	0	62	1	48
02:45	1	46	0	51	0	35	1	50	0	57	0	48
03:00	1	50	0	53	0	42	0	49	1	94	0	58
03:15	1	52	1	46	0	49	2	52	3	115	1	63
03:30	2	52	1	41	1	36	1	62	3	105	2	59
03:45	2	36	3	35	1	63	2	62	3	103	2	60
04:00	2	38	2	51	1	47	2	55	2	127	2	64
04:15	2	57	5	56	2	47	2	58	4	131	3	70
04:30	9	57	10	59	9	48	4	44	8	129	8	67
04:45	18	55	15	74	14	62	11	67	11	130	14	78
05:00	28	61	40	63	29	77	28	56	24	150	30	81
05:15	9	54	20	69	11	80	18	62	17	148	15	83
05:30	40	63	33	72	39	69	30	61	32	156	35	84
05:45	55	53	60	84	47	82	50	63	62	141	55	85
06:00	40	83	42	84	39	85	35	66	31	160	37	96
06:15	50	70	67	97	66	57	57	99	58	196	60	104
06:30	69	59	57	63	58	55	57	67	49	174	58	84
06:45	42	51	48	64	35	58	46	64	52	179	45	83
07:00	53	54	37	43	64	56	45	56	44	130	49	68
07:15	52	45	53	49	53	44	45	49	50	112	51	60
07:30	68	40	53	40	63	52	63	49	59	83	61	53
07:45	80	29	78	38	65	41	69	48	66	86	72	48
08:00	69	32	68	46	87	39	59	51	78	74	72	48
08:15	54	48	69	33	70	42	66	50	69	75	66	50
08:30	59	24	81	39	74	31	91	48	63	73	74	43
08:45	54	27	71	23	81	37	62	33	66	53	67	35
09:00	62	30	83	17	84	25	68	14	67	53	73	28
09:15	54	31	81	11	63	18	85	34	61	37	69	26
09:30	64	17	75	13	75	15	63	17	63	46	68	22
09:45	88	12	78	18	55	19	79	11	58	40	72	20
10:00	60	12	50	11	51	17	38	11	52	28	50	16
10:15	35	15	47	17	36	10	45	9	57	48	44	20
10:30	64	10	44	5	49	6	55	12	65	32	55	13
10:45	57	6	57	8	39	7	54	15	65	26	54	12
11:00	38	8	43	6	55	4	59	16	55	22	50	11
11:15	46	6	47	7	49	11	47	8	49	15	48	9
11:30	61	7	55	7	55	5	71	6	60	21	60	9
11:45	51	2	68	8	55	8	64	10	70	12	62	8
Totals	1581	1863	1667	1982	1615	1974	1595	2092	1619	4011	1615	2384
Day Total	3444		3649		3589		3687		5630		4000	
AM Pct	45.9%		45.7%		45.0%		43.3%		28.8%		40.4%	

AECOM

7:00-8:00 AM	253	221	245	222	219	232
7:15-8:15 AM	269	252	268	236	253	256
7:30-8:30 AM	271	268	285	257	272	271
7:45-8:45 AM	262	296	296	285	276	283
8:00-9:00 AM	236	289	312	278	276	278

4:00-5:00 PM	207	240	204	224	517	278.4
4:15-5:15 PM	230	252	234	225	540	296.2
4:30-5:30 PM	227	265	267	229	557	309
4:45-5:45 PM	233	278	288	246	584	325.8
5:00-6:00 PM	231	288	308	242	595	332.8

Client: AECOM
 File Number:
 Route: Galvez St
 Location: Between Campus Dr & Arboretum Rd

Site Ref: 07
 Direction: NB

Count Date	5/2/2022		5/3/2022		5/4/2022		5/5/2022		5/6/2022		Average	
Count Time	AM	PM	AM	PM	AM	PM	AM	PM	AM	PM	AM	PM
00:00	22	47	4	45	7	60	8	53	3	56	9	52
00:15	24	41	7	49	2	62	5	42	6	56	9	50
00:30	12	45	5	50	4	58	3	56	5	43	6	50
00:45	8	44	3	43	6	38	7	48	4	46	6	44
01:00	7	52	4	56	2	46	3	54	6	58	4	53
01:15	5	70	4	65	7	74	4	47	8	73	6	66
01:30	5	65	2	78	1	67	4	66	2	83	3	72
01:45	0	54	1	42	0	66	2	57	5	74	2	59
02:00	3	66	2	60	2	71	5	57	4	64	3	64
02:15	7	56	5	74	4	51	3	62	2	77	4	64
02:30	3	80	7	62	9	70	8	89	9	98	7	80
02:45	4	68	2	73	5	68	4	56	4	79	4	69
03:00	2	86	1	57	1	73	0	89	3	87	1	78
03:15	1	88	6	91	0	102	3	96	0	104	2	96
03:30	0	99	1	105	1	95	3	92	1	116	1	101
03:45	2	93	0	91	1	83	0	79	2	103	1	90
04:00	0	83	0	77	1	78	0	106	2	111	1	91
04:15	3	75	3	78	2	74	4	84	3	123	3	87
04:30	5	94	1	94	3	85	0	78	2	126	2	95
04:45	1	95	2	97	2	93	2	114	1	136	2	107
05:00	0	112	0	132	1	154	1	126	3	135	1	132
05:15	3	114	3	117	2	95	3	115	1	118	2	112
05:30	5	117	14	118	7	110	8	100	6	112	8	111
05:45	5	79	3	118	4	91	8	87	4	122	5	99
06:00	9	98	11	105	5	102	3	86	3	114	6	101
06:15	1	97	7	113	9	107	3	130	2	86	4	107
06:30	28	87	13	100	16	78	13	117	9	96	16	96
06:45	29	85	18	72	15	73	11	106	17	95	18	86
07:00	22	64	23	84	19	81	19	93	30	132	23	91
07:15	24	59	37	80	34	76	29	62	23	96	29	75
07:30	24	63	23	82	22	87	28	97	24	137	24	93
07:45	26	77	23	113	37	76	29	76	21	112	27	91
08:00	35	64	31	94	34	70	37	58	36	73	35	72
08:15	26	51	27	68	21	48	27	65	39	97	28	66
08:30	28	78	37	91	19	64	23	98	27	97	27	86
08:45	28	48	27	45	32	62	24	62	31	109	28	65
09:00	23	31	36	41	25	33	37	44	28	112	30	52
09:15	17	28	26	70	22	34	28	32	31	89	25	51
09:30	54	26	33	81	46	28	32	25	53	123	44	57
09:45	39	13	36	47	36	31	23	22	42	200	35	63
10:00	36	31	46	41	46	48	23	29	27	135	36	57
10:15	38	16	37	16	24	24	38	17	49	81	37	31
10:30	41	14	27	15	21	10	37	25	36	58	32	24
10:45	31	17	45	15	39	12	31	29	35	47	36	24
11:00	22	12	41	11	41	9	32	15	48	36	37	17
11:15	36	15	42	11	41	7	35	15	45	40	40	18
11:30	49	10	36	8	33	10	47	18	34	24	40	14
11:45	45	7	52	5	52	5	48	15	60	14	51	9
Totals	838	2914	814	3280	763	3039	745	3189	836	4403	799	3365
Day Total	3752		4094		3802		3934		5239		4164	
AM Pct	22.3%		19.9%		20.1%		18.9%		16.0%		19.2%	

AECOM

7:00-8:00 AM	96	106	112	105	98	103
7:15-8:15 AM	109	114	127	123	104	115
7:30-8:30 AM	111	104	114	121	120	114
7:45-8:45 AM	115	118	111	116	123	117
8:00-9:00 AM	117	122	106	111	133	118

4:00-5:00 PM	347	346	330	382	496	380.2
4:15-5:15 PM	376	401	406	402	520	421
4:30-5:30 PM	415	440	427	433	515	446
4:45-5:45 PM	438	464	452	455	501	462
5:00-6:00 PM	422	485	450	428	487	454.4

Client: AECOM
 File Number:
 Route: Serra St
 Location: Between El Camino Real & Olmsted Rd

Site Ref: 08
 Direction: SB

Count Date	5/2/2022		5/3/2022		5/4/2022		5/5/2022		5/6/2022		Average	
Count Time	AM	PM	AM	PM	AM	PM	AM	PM	AM	PM	AM	PM
00:00	12	57	21	55	14	47	14	41	25	62	17	52
00:15	14	56	11	50	10	61	7	48	24	60	13	55
00:30	19	52	8	53	7	63	12	62	24	75	14	61
00:45	12	41	11	48	12	49	11	45	19	52	13	47
01:00	12	51	7	45	10	61	12	60	10	48	10	53
01:15	14	45	8	47	6	49	14	44	18	51	12	47
01:30	9	34	6	45	4	39	10	58	12	54	8	46
01:45	5	48	4	49	4	62	6	61	14	62	7	56
02:00	5	35	8	45	4	44	3	39	14	58	7	44
02:15	0	45	3	47	3	51	4	44	4	48	3	47
02:30	4	31	3	26	1	40	5	44	3	40	3	36
02:45	3	36	2	42	0	30	3	42	2	47	2	39
03:00	1	35	1	53	5	47	1	39	3	62	2	47
03:15	3	47	4	42	3	57	2	53	3	53	3	50
03:30	0	55	1	47	2	49	2	46	3	62	2	52
03:45	2	39	0	39	3	50	3	52	2	55	2	47
04:00	4	54	2	45	3	61	2	33	5	63	3	51
04:15	4	44	4	40	4	59	4	44	7	66	5	51
04:30	6	50	4	59	6	50	6	37	3	63	5	52
04:45	8	46	8	60	9	47	6	56	9	78	8	57
05:00	2	45	5	45	8	62	9	54	8	72	6	56
05:15	14	50	13	66	10	56	15	47	17	75	14	59
05:30	25	61	22	51	20	81	29	50	23	64	24	61
05:45	40	61	44	52	48	75	47	86	48	90	45	73
06:00	14	72	22	54	24	62	22	73	28	69	22	66
06:15	23	48	23	48	28	62	24	57	16	69	23	57
06:30	18	45	24	60	33	52	23	52	35	54	27	53
06:45	33	50	26	59	20	50	27	52	26	81	26	58
07:00	19	53	27	57	28	49	21	55	23	70	24	57
07:15	35	59	26	67	27	45	39	68	23	82	30	64
07:30	47	43	29	43	36	60	41	48	26	76	36	54
07:45	50	60	63	56	59	54	70	68	60	51	60	58
08:00	44	44	64	55	49	38	43	44	59	62	52	49
08:15	55	47	53	49	56	57	65	51	47	54	55	52
08:30	87	46	54	48	65	60	71	58	56	64	67	55
08:45	52	28	64	57	77	55	52	63	53	46	60	50
09:00	74	58	74	40	69	59	74	64	62	75	71	59
09:15	57	46	73	49	57	45	57	53	77	62	64	51
09:30	48	32	60	40	62	62	62	45	55	69	57	50
09:45	59	44	60	41	42	40	57	44	39	59	51	46
10:00	42	34	47	52	52	34	53	32	43	47	47	40
10:15	30	28	56	48	51	32	43	42	53	49	47	40
10:30	46	29	56	27	48	40	52	28	51	41	51	33
10:45	58	25	47	21	57	30	65	16	59	40	57	26
11:00	39	28	38	31	52	9	47	35	55	31	46	27
11:15	51	19	53	25	65	25	49	26	54	30	54	25
11:30	47	16	55	16	50	15	47	35	64	31	53	23
11:45	48	20	66	17	72	15	54	24	67	34	61	22
Totals	1294	2092	1360	2211	1375	2340	1385	2318	1431	2806	1369	2353
Day Total	3386		3571		3715		3703		4237		3722	
AM Pct	38.2%		38.1%		37.0%		37.4%		33.8%		36.8%	

AECOM

7:00-8:00 AM	151	145	150	171	132	150
7:15-8:15 AM	176	182	171	193	168	178
7:30-8:30 AM	196	209	200	219	192	203
7:45-8:45 AM	236	234	229	249	222	234
8:00-9:00 AM	238	235	247	231	215	233

4:00-5:00 PM	194	204	217	170	270	211
4:15-5:15 PM	185	204	218	191	279	215.4
4:30-5:30 PM	191	230	215	194	288	223.6
4:45-5:45 PM	202	222	246	207	289	233.2
5:00-6:00 PM	217	214	274	237	301	248.6

Client: AECOM
 File Number:
 Route: Serra St
 Location: Between El Camino Real & Olmsted Rd

Site Ref: 08
 Direction: NB

Count Date	5/2/2022		5/3/2022		5/4/2022		5/5/2022		5/6/2022		Average	
Count Time	AM	PM	AM	PM	AM	PM	AM	PM	AM	PM	AM	PM
00:00	9	47	13	57	19	55	20	53	27	65	18	55
00:15	17	64	19	51	18	39	17	55	32	66	21	55
00:30	21	52	13	65	25	53	19	62	22	75	20	61
00:45	10	50	10	66	11	59	8	69	24	65	13	62
01:00	8	53	10	66	14	52	13	58	19	67	13	59
01:15	17	58	10	49	7	46	17	52	21	47	14	50
01:30	5	47	7	50	5	63	12	53	17	81	9	59
01:45	6	41	5	47	5	60	10	49	16	68	8	53
02:00	6	62	7	57	6	60	5	71	8	59	6	62
02:15	5	57	11	57	8	43	10	62	10	74	9	59
02:30	6	72	10	67	11	66	14	75	17	85	12	73
02:45	1	58	7	69	5	63	6	78	6	69	5	67
03:00	2	65	2	57	3	53	4	63	5	69	3	61
03:15	0	72	1	76	3	95	1	89	3	93	2	85
03:30	1	61	3	57	2	67	2	71	6	83	3	68
03:45	4	65	1	49	3	52	2	67	3	73	3	61
04:00	1	64	3	59	3	78	3	75	2	77	2	71
04:15	1	62	1	85	2	71	5	66	8	74	3	72
04:30	2	89	1	55	5	76	2	80	4	94	3	79
04:45	3	69	2	93	4	62	6	84	5	84	4	78
05:00	5	70	2	75	5	84	5	90	6	91	5	82
05:15	5	82	5	73	3	92	7	91	6	78	5	83
05:30	6	70	5	85	5	89	4	65	9	79	6	78
05:45	12	84	10	76	7	75	6	75	10	72	9	76
06:00	9	65	7	74	12	77	10	73	12	97	10	77
06:15	9	80	10	76	11	91	9	99	11	95	10	88
06:30	11	61	20	64	13	71	15	101	12	104	14	80
06:45	16	70	13	76	15	102	16	73	27	97	17	84
07:00	12	56	16	87	15	86	12	79	14	95	14	81
07:15	17	76	27	71	24	100	22	80	18	102	22	86
07:30	20	79	23	62	32	53	25	77	25	102	25	75
07:45	42	50	46	62	33	79	26	54	23	97	34	68
08:00	43	58	36	78	48	88	40	79	51	65	44	74
08:15	32	69	36	62	35	55	26	65	38	82	33	67
08:30	43	55	58	58	47	53	52	67	38	77	48	62
08:45	40	58	30	61	55	58	42	59	50	62	43	60
09:00	45	53	40	59	49	63	46	63	30	64	42	60
09:15	33	53	38	67	43	63	34	66	46	75	39	65
09:30	48	62	36	62	42	45	39	68	37	66	40	61
09:45	43	51	46	51	41	52	41	60	42	57	43	54
10:00	39	53	34	43	36	40	38	59	42	57	38	50
10:15	37	29	43	46	41	37	43	46	58	55	44	43
10:30	46	42	30	38	27	46	38	51	54	60	39	47
10:45	32	20	45	43	47	27	46	38	37	46	41	35
11:00	42	25	44	27	36	27	55	32	59	36	47	29
11:15	54	19	55	21	52	28	63	36	69	39	59	29
11:30	50	19	58	23	56	29	52	29	57	29	55	26
11:45	51	5	65	20	49	18	57	28	46	33	54	21
Totals	967	2722	1014	2872	1038	2941	1045	3135	1182	3480	1049	3030
Day Total	3689		3886		3979		4180		4662		4079	
AM Pct	26.2%		26.1%		26.1%		25.0%		25.4%		25.7%	

AECOM

7:00-8:00 AM	91	112	104	85	80	94
7:15-8:15 AM	122	132	137	113	117	124
7:30-8:30 AM	137	141	148	117	137	136
7:45-8:45 AM	160	176	163	144	150	159
8:00-9:00 AM	158	160	185	160	177	168

4:00-5:00 PM	284	292	287	305	329	299.4
4:15-5:15 PM	290	308	293	320	343	310.8
4:30-5:30 PM	310	296	314	345	347	322.4
4:45-5:45 PM	291	326	327	330	332	321.2
5:00-6:00 PM	306	309	340	321	320	319.2

Client: AECOM
 File Number:
 Route: Yale St
 Location: Between Olmsted Rd & Stanford Ave

Site Ref: 09
 Direction: WB

Count Date	5/2/2022		5/3/2022		5/4/2022		5/5/2022		5/6/2022		Average	
Count Time	AM	PM	AM	PM	AM	PM	AM	PM	AM	PM	AM	PM
00:00	0	12	0	7	0	8	1	8	1	7	0	8
00:15	0	6	0	12	2	18	0	6	0	11	0	11
00:30	0	9	1	14	1	13	0	5	0	14	0	11
00:45	0	9	1	15	0	7	1	6	2	9	1	9
01:00	0	12	1	8	1	7	0	8	1	7	1	8
01:15	0	6	0	7	0	10	0	3	2	7	0	7
01:30	0	13	0	9	0	6	0	6	0	5	0	8
01:45	0	4	0	11	0	4	0	9	0	12	0	8
02:00	1	7	0	13	0	1	0	4	0	8	0	7
02:15	0	10	0	13	0	12	0	5	1	9	0	10
02:30	0	7	0	13	0	6	0	11	0	4	0	8
02:45	0	13	0	8	0	16	0	11	0	8	0	11
03:00	1	6	2	19	3	4	0	17	0	10	1	11
03:15	0	12	0	10	0	15	0	10	0	8	0	11
03:30	0	7	0	15	0	9	0	7	1	12	0	10
03:45	0	10	0	20	2	15	0	15	0	14	0	15
04:00	0	15	0	10	1	8	1	9	0	9	0	10
04:15	1	16	0	14	1	12	2	8	0	13	1	13
04:30	1	9	0	2	0	10	0	8	1	13	0	8
04:45	0	11	0	12	1	9	0	10	1	11	0	11
05:00	1	11	1	10	1	17	0	13	2	15	1	13
05:15	0	10	0	22	1	11	1	15	2	7	1	13
05:30	1	12	1	14	1	17	0	18	0	14	1	15
05:45	0	15	1	9	1	9	1	15	4	16	1	13
06:00	5	8	5	15	3	12	5	7	3	21	4	13
06:15	3	12	6	9	7	22	4	8	5	16	5	13
06:30	5	12	6	10	2	13	6	12	6	16	5	13
06:45	5	9	6	17	6	13	7	18	5	13	6	14
07:00	5	9	6	8	6	10	4	16	9	14	6	11
07:15	8	5	6	14	8	12	8	20	7	9	7	12
07:30	9	6	9	10	14	14	8	16	16	8	11	11
07:45	15	7	12	10	14	11	10	6	14	10	13	9
08:00	13	10	14	8	10	8	9	10	10	14	11	10
08:15	17	10	9	11	16	6	18	9	16	10	15	9
08:30	10	8	14	6	12	8	9	6	9	8	11	7
08:45	7	11	7	7	7	5	9	7	16	9	9	8
09:00	7	0	9	6	7	6	8	9	6	9	7	6
09:15	5	8	4	5	11	5	11	8	6	7	7	7
09:30	5	6	6	6	9	6	8	5	6	10	7	7
09:45	4	3	4	10	5	3	3	9	7	4	5	6
10:00	8	1	7	3	8	7	9	4	13	4	9	4
10:15	2	2	5	3	8	9	7	2	6	3	6	4
10:30	11	1	15	7	9	3	7	2	2	7	9	4
10:45	8	1	7	4	4	3	8	3	7	3	7	3
11:00	4	3	7	0	10	4	2	1	10	7	7	3
11:15	7	1	12	1	10	3	8	2	4	3	8	2
11:30	5	1	12	0	12	1	6	0	10	3	9	1
11:45	6	1	10	0	7	0	5	2	8	3	7	1
Totals	180	377	206	457	221	428	186	409	219	454	202	425
Day Total	557		663		649		595		673		627	
AM Pct	32.3%		31.1%		34.1%		31.3%		32.5%		32.3%	

AECOM

7:00-8:00 AM	37	33	42	30	46	38
7:15-8:15 AM	45	41	46	35	47	43
7:30-8:30 AM	54	44	54	45	56	51
7:45-8:45 AM	55	49	52	46	49	50
8:00-9:00 AM	47	44	45	45	51	46

4:00-5:00 PM	51	38	39	35	46	41.8
4:15-5:15 PM	47	38	48	39	52	44.8
4:30-5:30 PM	41	46	47	46	46	45.2
4:45-5:45 PM	44	58	54	56	47	51.8
5:00-6:00 PM	48	55	54	61	52	54

Client: AECOM
 File Number:
 Route: Yale St
 Location: Between Olmsted Rd & Stanford Ave

Site Ref: 09
 Direction: EB

Count Date	5/2/2022		5/3/2022		5/4/2022		5/5/2022		5/6/2022		Average	
Count Time	AM	PM	AM	PM	AM	PM	AM	PM	AM	PM	AM	PM
00:00	0	6	0	5	0	14	0	7	1	8	0	8
00:15	1	7	0	5	2	6	0	7	2	5	1	6
00:30	0	2	2	8	1	10	0	8	0	8	1	7
00:45	1	7	0	11	0	8	0	2	1	7	0	7
01:00	0	5	1	9	0	4	0	6	1	11	0	7
01:15	0	8	0	9	0	6	0	4	0	8	0	7
01:30	0	7	0	6	0	8	0	8	1	7	0	7
01:45	1	8	1	8	0	8	0	9	0	9	0	8
02:00	1	8	0	7	0	9	0	5	0	6	0	7
02:15	0	10	0	12	0	9	0	6	0	14	0	10
02:30	0	8	0	10	0	5	0	6	0	8	0	7
02:45	0	8	0	12	0	17	0	12	0	6	0	11
03:00	0	7	0	8	1	11	0	8	0	10	0	9
03:15	0	9	0	13	1	12	0	9	0	9	0	10
03:30	0	11	0	14	0	5	0	9	0	12	0	10
03:45	0	14	1	8	0	9	0	6	0	15	0	10
04:00	0	10	1	13	1	14	1	11	0	7	1	11
04:15	0	12	0	11	0	14	2	11	2	13	1	12
04:30	1	11	0	14	0	19	0	10	2	15	1	14
04:45	1	11	1	12	4	12	0	12	1	12	1	12
05:00	0	18	1	17	3	13	3	10	0	17	1	15
05:15	2	11	1	15	1	17	1	22	3	12	2	15
05:30	1	10	0	20	0	10	2	14	1	14	1	14
05:45	1	15	3	18	1	19	0	7	2	11	1	14
06:00	2	10	1	12	2	9	2	9	1	16	2	11
06:15	2	10	2	10	0	11	5	15	0	23	2	14
06:30	1	6	3	10	3	11	4	9	1	10	2	9
06:45	2	8	5	4	6	11	4	8	1	14	4	9
07:00	8	6	4	7	5	7	5	11	5	13	5	9
07:15	5	11	10	3	12	10	7	11	7	3	8	8
07:30	14	11	17	8	11	4	12	13	11	9	13	9
07:45	12	5	11	12	17	4	7	8	12	5	12	7
08:00	14	4	9	4	14	7	10	5	14	5	12	5
08:15	8	5	11	5	11	9	12	4	9	7	10	6
08:30	8	2	15	4	15	5	11	3	10	2	12	3
08:45	7	3	7	4	3	5	6	4	6	6	6	4
09:00	6	1	10	4	7	7	14	7	10	10	9	6
09:15	8	2	12	3	5	4	3	5	10	4	8	4
09:30	8	2	9	3	7	2	9	2	13	3	9	2
09:45	3	5	8	0	6	2	10	4	6	2	7	3
10:00	7	1	4	0	7	6	6	1	8	5	6	3
10:15	4	0	5	1	6	2	9	1	8	3	6	1
10:30	5	1	6	2	11	2	3	0	9	4	7	2
10:45	6	2	8	1	10	1	10	0	5	5	8	2
11:00	8	1	8	3	6	4	3	3	8	6	7	3
11:15	10	1	14	0	9	0	8	2	5	0	9	1
11:30	5	0	9	1	11	2	11	2	11	1	9	1
11:45	5	1	7	1	8	1	6	2	7	3	7	2
Totals	168	321	207	367	207	385	186	338	194	403	192	363
Day Total	489		574		592		524		597		555	
AM Pct	34.4%		36.1%		35.0%		35.5%		32.5%		34.7%	

AECOM

7:00-8:00 AM	39	42	45	31	35	38
7:15-8:15 AM	45	47	54	36	44	45
7:30-8:30 AM	48	48	53	41	46	47
7:45-8:45 AM	42	46	57	40	45	46
8:00-9:00 AM	37	42	43	39	39	40

4:00-5:00 PM	44	50	59	44	47	48.8
4:15-5:15 PM	52	54	58	43	57	52.8
4:30-5:30 PM	51	58	61	54	56	56
4:45-5:45 PM	50	64	52	58	55	55.8
5:00-6:00 PM	54	70	59	53	54	58

Client: AECOM
 File Number:
 Route: Wellesley St
 Location: Between Olmsted Rd & Stanford Ave

Site Ref: 10
 Direction: WB

Count Date	5/2/2022		5/3/2022		5/4/2022		5/5/2022		5/6/2022		Average	
Count Time	AM	PM	AM	PM	AM	PM	AM	PM	AM	PM	AM	PM
00:00	3	6	2	6	5	11	1	5	3	3	3	6
00:15	4	3	1	7	2	5	2	6	1	2	2	5
00:30	1	5	0	8	0	5	2	8	1	6	1	6
00:45	1	4	1	4	2	4	1	6	2	8	1	5
01:00	4	7	0	7	0	5	3	9	2	2	2	6
01:15	1	4	0	10	3	3	0	5	3	7	1	6
01:30	0	5	2	8	1	7	0	8	1	6	1	7
01:45	0	4	1	3	0	7	2	7	1	3	1	5
02:00	0	1	0	3	0	4	0	2	2	8	0	4
02:15	1	5	1	5	0	2	0	4	3	11	1	5
02:30	1	5	1	6	0	7	0	7	1	6	1	6
02:45	0	9	0	6	0	5	0	8	0	8	0	7
03:00	0	4	0	3	0	5	0	4	0	6	0	4
03:15	0	6	0	3	0	12	0	2	0	9	0	6
03:30	0	4	0	6	0	5	0	7	0	4	0	5
03:45	0	4	0	6	0	7	0	5	0	4	0	5
04:00	0	4	1	13	0	4	1	7	0	8	0	7
04:15	0	4	0	6	0	5	0	3	0	11	0	6
04:30	0	4	0	5	0	6	1	9	0	8	0	6
04:45	0	5	0	9	0	6	0	9	0	6	0	7
05:00	0	4	0	12	0	10	0	10	0	6	0	8
05:15	0	9	0	6	0	12	0	9	1	10	0	9
05:30	0	9	0	2	0	6	2	6	0	15	0	8
05:45	0	8	0	9	0	7	1	16	0	10	0	10
06:00	0	20	2	7	1	9	1	12	1	9	1	11
06:15	1	11	1	9	2	9	1	10	2	5	1	9
06:30	0	4	2	10	1	4	1	12	0	13	1	9
06:45	0	14	0	4	2	13	1	14	2	8	1	11
07:00	0	13	1	12	2	11	0	9	2	12	1	11
07:15	2	11	1	11	0	7	0	9	1	11	1	10
07:30	2	6	4	6	1	13	1	11	3	14	2	10
07:45	2	16	5	8	1	7	2	8	3	6	3	9
08:00	1	9	4	7	1	6	3	10	1	8	2	8
08:15	3	5	3	7	4	14	4	9	3	7	3	8
08:30	5	12	0	14	3	12	3	8	0	5	2	10
08:45	6	7	3	8	2	12	7	11	4	5	4	9
09:00	4	5	6	4	4	9	5	8	5	13	5	8
09:15	7	6	6	6	2	3	7	8	3	5	5	6
09:30	4	5	5	8	4	5	7	6	7	8	5	6
09:45	2	8	6	3	5	7	3	2	5	13	4	7
10:00	5	3	3	6	5	7	4	6	3	2	4	5
10:15	5	2	5	1	0	4	6	5	3	8	4	4
10:30	1	5	6	3	6	3	0	5	3	5	3	4
10:45	6	2	4	4	5	3	8	7	9	1	6	3
11:00	2	6	3	5	5	8	3	1	8	7	4	5
11:15	1	4	6	2	5	1	5	5	7	5	5	3
11:30	7	5	4	1	4	6	5	2	2	7	4	4
11:45	5	1	5	7	7	3	7	1	6	4	6	3
Totals	87	303	95	306	85	326	100	341	104	348	94	325
Day Total	390		401		411		441		452		419	
AM Pct	22.3%		23.7%		20.7%		22.7%		23.0%		22.5%	

AECOM

7:00-8:00 AM	6	11	4	3	9	7
7:15-8:15 AM	7	14	3	6	8	8
7:30-8:30 AM	8	16	7	10	10	10
7:45-8:45 AM	11	12	9	12	7	10
8:00-9:00 AM	15	10	10	17	8	12

4:00-5:00 PM	17	33	21	28	33	26.4
4:15-5:15 PM	17	32	27	31	31	27.6
4:30-5:30 PM	22	32	34	37	30	31
4:45-5:45 PM	27	29	34	34	37	32.2
5:00-6:00 PM	30	29	35	41	41	35.2

Client: AECOM
 File Number:
 Route: Wellesley St
 Location: Between Olmsted Rd & Stanford Ave

Site Ref: 10
 Direction: EB

Count Date	5/2/2022		5/3/2022		5/4/2022		5/5/2022		5/6/2022		Average	
Count Time	AM	PM	AM	PM	AM	PM	AM	PM	AM	PM	AM	PM
00:00	0	0	1	3	6	8	1	7	0	7	2	5
00:15	0	4	0	6	2	7	1	3	2	8	1	6
00:30	2	1	0	5	1	3	1	4	0	4	1	3
00:45	0	6	0	10	0	4	2	5	2	3	1	6
01:00	0	8	2	5	0	4	1	6	1	8	1	6
01:15	2	6	0	4	0	5	1	9	2	8	1	6
01:30	0	5	1	7	1	1	0	4	0	6	0	5
01:45	0	5	0	13	1	5	0	3	0	2	0	6
02:00	0	8	0	6	0	12	1	4	1	6	0	7
02:15	0	2	0	5	0	6	0	4	0	12	0	6
02:30	0	7	1	5	0	3	0	6	1	5	0	5
02:45	0	3	0	5	0	8	0	7	0	5	0	6
03:00	0	3	0	7	0	2	0	5	0	7	0	5
03:15	0	5	1	7	0	12	0	9	0	3	0	7
03:30	0	4	0	12	0	4	0	6	0	9	0	7
03:45	0	4	0	2	0	3	0	7	0	4	0	4
04:00	0	8	0	5	0	7	0	7	1	11	0	8
04:15	0	3	0	12	0	8	0	6	0	3	0	6
04:30	0	8	0	7	0	4	1	10	0	13	0	8
04:45	1	4	0	6	0	11	1	8	0	8	0	7
05:00	0	6	0	9	0	5	0	8	0	17	0	9
05:15	1	9	2	6	1	11	1	11	2	12	1	10
05:30	0	7	1	8	0	13	3	3	1	10	1	8
05:45	1	12	0	12	0	6	0	9	1	8	0	9
06:00	1	15	0	7	0	9	0	16	0	10	0	11
06:15	2	14	1	10	2	13	3	12	1	14	2	13
06:30	1	7	3	10	3	9	1	9	2	11	2	9
06:45	3	7	1	10	1	7	2	10	3	7	2	8
07:00	0	10	1	11	2	8	1	15	3	10	1	11
07:15	4	6	4	10	2	10	1	10	7	11	4	9
07:30	10	7	9	7	7	8	5	12	6	11	7	9
07:45	10	8	7	1	6	8	9	4	6	9	8	6
08:00	5	8	5	5	4	8	3	5	6	4	5	6
08:15	6	3	4	15	2	6	7	13	4	3	5	8
08:30	5	9	2	3	3	6	7	8	3	4	4	6
08:45	9	6	3	4	8	8	8	6	4	7	6	6
09:00	2	6	9	8	3	2	4	6	4	12	4	7
09:15	4	2	9	1	4	6	3	10	8	4	6	5
09:30	4	1	5	1	3	5	3	7	5	7	4	4
09:45	6	4	2	3	6	7	5	4	8	7	5	5
10:00	3	1	5	3	4	4	3	3	5	5	4	3
10:15	3	4	4	2	2	4	6	3	5	4	4	3
10:30	3	1	2	4	7	2	6	1	3	5	4	3
10:45	2	3	7	1	5	0	3	4	4	2	4	2
11:00	8	3	4	3	5	4	5	4	4	5	5	4
11:15	2	1	3	2	2	3	5	2	6	2	4	2
11:30	3	3	4	1	6	2	7	3	9	1	6	2
11:45	5	6	9	3	5	0	3	1	5	5	5	3
Totals	108	263	112	292	104	291	114	319	125	339	113	301
Day Total	371		404		395		433		464		413	
AM Pct	29.1%		27.7%		26.3%		26.3%		26.9%		27.2%	

AECOM

7:00-8:00 AM	24	21	17	16	22	20
7:15-8:15 AM	29	25	19	18	25	23
7:30-8:30 AM	31	25	19	24	22	24
7:45-8:45 AM	26	18	15	26	19	21
8:00-9:00 AM	25	14	17	25	17	20

4:00-5:00 PM	23	30	30	31	35	29.8
4:15-5:15 PM	21	34	28	32	41	31.2
4:30-5:30 PM	27	28	31	37	50	34.6
4:45-5:45 PM	26	29	40	30	47	34.4
5:00-6:00 PM	34	35	35	31	47	36.4

Client: AECOM
 File Number:
 Route: Oberlin St
 Location: Between Olmsted Rd & Stanford Ave

Site Ref: 11
 Direction: WB

Count Date	5/2/2022		5/3/2022		5/4/2022		5/5/2022		5/6/2022		Average	
Count Time	AM	PM	AM	PM	AM	PM	AM	PM	AM	PM	AM	PM
00:00	0	6	0	2	1	3	2	1	1	6	1	4
00:15	1	1	1	4	1	3	2	4	3	6	2	4
00:30	0	0	0	3	0	5	1	1	2	4	1	3
00:45	0	5	1	1	0	5	1	6	0	0	0	3
01:00	0	1	2	2	0	7	0	5	0	4	0	4
01:15	1	3	0	2	0	7	2	3	0	2	1	3
01:30	0	2	1	8	1	7	0	5	0	5	0	5
01:45	1	3	0	2	0	3	0	3	1	5	0	3
02:00	0	1	0	3	0	1	0	3	1	1	0	2
02:15	0	8	0	4	0	5	0	7	0	14	0	8
02:30	0	3	0	9	0	3	0	7	0	9	0	6
02:45	0	4	0	8	0	2	0	3	0	4	0	4
03:00	0	1	0	2	0	2	0	4	0	1	0	2
03:15	0	2	0	1	0	3	0	4	0	3	0	3
03:30	0	5	0	1	0	1	1	1	0	4	0	2
03:45	0	3	0	3	0	2	0	2	0	5	0	3
04:00	0	4	0	4	0	3	0	6	0	5	0	4
04:15	0	3	0	3	1	4	0	3	0	6	0	4
04:30	0	4	0	4	0	1	0	4	0	4	0	3
04:45	0	2	0	5	0	2	0	3	0	1	0	3
05:00	0	5	0	5	0	8	0	6	0	4	0	6
05:15	0	5	1	2	0	5	2	3	0	3	1	4
05:30	1	12	1	7	2	7	1	3	1	9	1	8
05:45	7	5	1	3	2	5	2	5	3	6	3	5
06:00	0	7	1	4	0	5	0	2	1	8	0	5
06:15	2	9	1	3	1	4	3	5	2	8	2	6
06:30	2	3	4	7	1	7	0	3	2	8	2	6
06:45	4	9	2	6	2	4	4	6	0	3	2	6
07:00	4	5	4	4	2	2	2	5	5	5	3	4
07:15	3	4	1	0	2	10	3	7	3	4	2	5
07:30	4	2	3	3	4	5	0	3	4	4	3	3
07:45	30	3	24	4	30	4	25	8	17	5	25	5
08:00	48	1	43	2	43	6	44	7	47	2	45	4
08:15	7	6	8	5	9	5	6	8	3	5	7	6
08:30	6	6	7	2	3	0	3	5	4	2	5	3
08:45	3	1	1	3	6	4	4	4	6	4	4	3
09:00	3	2	5	1	5	2	6	5	6	5	5	3
09:15	8	0	8	2	3	3	4	1	8	3	6	2
09:30	5	4	5	5	4	3	6	0	3	2	5	3
09:45	4	3	3	0	3	2	6	3	5	6	4	3
10:00	3	4	4	0	6	4	1	4	2	2	3	3
10:15	2	2	1	0	2	1	0	4	1	4	1	2
10:30	2	1	1	5	3	4	5	1	1	2	2	3
10:45	2	1	2	0	2	2	5	1	2	1	3	1
11:00	2	0	0	0	4	2	1	1	7	1	3	1
11:15	2	0	1	0	1	1	5	1	6	2	3	1
11:30	1	0	5	0	0	0	4	2	4	1	3	1
11:45	2	0	3	0	2	1	2	0	4	1	3	0
Totals	160	161	145	144	146	175	153	178	155	199	152	171
Day Total	321	289	321	331	354	323						
AM Pct	49.8%	50.2%	45.5%	46.2%	43.8%	47.0%						

AECOM

7:00-8:00 AM	41	32	38	30	29	34
7:15-8:15 AM	85	71	79	72	71	76
7:30-8:30 AM	89	78	86	75	71	80
7:45-8:45 AM	91	82	85	78	71	81
8:00-9:00 AM	64	59	61	57	60	60

4:00-5:00 PM	13	16	10	16	16	14.2
4:15-5:15 PM	14	17	15	16	15	15.4
4:30-5:30 PM	16	16	16	16	12	15.2
4:45-5:45 PM	24	19	22	15	17	19.4
5:00-6:00 PM	27	17	25	17	22	21.6

Client: AECOM
 File Number:
 Route: Oberlin St
 Location: Between Olmsted Rd & Stanford Ave

Site Ref: 11
 Direction: EB

Count Date	5/2/2022		5/3/2022		5/4/2022		5/5/2022		5/6/2022		Average	
Count Time	AM	PM	AM	PM	AM	PM	AM	PM	AM	PM	AM	PM
00:00	1	4	0	4	0	6	1	5	0	8	0	5
00:15	2	2	0	3	2	0	1	5	0	1	1	2
00:30	0	6	0	4	0	6	0	4	3	5	1	5
00:45	0	2	1	2	0	3	1	7	0	5	0	4
01:00	0	4	1	5	0	3	1	5	0	5	0	4
01:15	0	2	0	4	0	2	0	2	0	4	0	3
01:30	0	3	0	5	1	5	0	3	0	3	0	4
01:45	0	2	1	3	0	4	0	0	1	3	0	2
02:00	0	2	1	5	0	1	0	4	0	2	0	3
02:15	0	1	0	3	0	1	0	4	0	3	0	2
02:30	0	5	1	4	0	2	0	6	1	4	0	4
02:45	0	6	0	4	0	3	0	5	0	6	0	5
03:00	0	4	0	2	0	1	0	8	0	7	0	4
03:15	0	3	0	4	0	6	0	7	0	6	0	5
03:30	0	3	0	2	1	5	1	7	0	4	0	4
03:45	0	4	0	6	0	5	0	6	0	4	0	5
04:00	0	6	0	8	0	2	1	4	0	10	0	6
04:15	0	6	0	4	0	3	0	4	0	9	0	5
04:30	1	3	0	7	1	9	0	5	0	12	0	7
04:45	1	5	0	5	0	8	0	5	1	9	0	6
05:00	0	10	0	12	0	6	0	6	0	5	0	8
05:15	0	13	0	5	0	10	0	6	0	7	0	8
05:30	0	4	0	9	0	4	1	5	1	8	0	6
05:45	0	7	1	9	1	6	1	16	1	7	1	9
06:00	0	5	0	5	0	11	1	9	1	12	0	8
06:15	0	2	2	6	2	6	1	2	0	3	1	4
06:30	1	2	0	6	2	6	3	11	1	8	1	7
06:45	3	5	3	2	2	9	0	5	1	7	2	6
07:00	0	4	1	3	1	6	0	5	0	3	0	4
07:15	1	3	2	4	2	3	1	4	7	8	3	4
07:30	4	1	6	4	7	5	5	2	2	4	5	3
07:45	0	6	3	4	3	4	3	4	5	4	3	4
08:00	6	3	4	6	6	1	6	2	7	1	6	3
08:15	5	4	6	7	1	3	5	4	7	3	5	4
08:30	4	3	6	2	8	2	4	4	2	2	5	3
08:45	6	5	3	2	7	5	3	8	6	1	5	4
09:00	4	3	4	2	7	0	4	0	4	5	5	2
09:15	6	0	3	1	5	2	4	1	3	2	4	1
09:30	7	1	3	1	7	1	4	0	3	1	5	1
09:45	3	1	3	0	6	2	5	1	6	3	5	1
10:00	6	2	3	0	2	2	4	2	3	6	4	2
10:15	3	0	5	2	4	5	4	2	5	1	4	2
10:30	0	1	2	2	3	2	2	1	3	3	2	2
10:45	5	1	1	2	3	0	6	2	2	0	3	1
11:00	1	1	1	1	2	0	2	1	1	3	1	1
11:15	1	2	2	1	3	2	4	0	8	2	4	1
11:30	5	0	3	0	2	0	5	1	6	1	4	0
11:45	5	0	8	0	5	0	2	0	4	0	5	0
Totals	81	162	80	182	96	178	86	200	95	220	88	188
Day Total	243	262	274	286	315	276						
AM Pct	33.3%	30.5%	35.0%	30.1%	30.2%	31.7%						

AECOM

7:00-8:00 AM	5	12	13	9	14	11
7:15-8:15 AM	11	15	18	15	21	16
7:30-8:30 AM	15	19	17	19	21	18
7:45-8:45 AM	15	19	18	18	21	18
8:00-9:00 AM	21	19	22	18	22	20

4:00-5:00 PM	20	24	22	18	40	24.8
4:15-5:15 PM	24	28	26	20	35	26.6
4:30-5:30 PM	31	29	33	22	33	29.6
4:45-5:45 PM	32	31	28	22	29	28.4
5:00-6:00 PM	34	35	26	33	27	31

Client: AECOM
 File Number:
 Route: Olmsted Rd
 Location: North of Escondido Rd

Site Ref: 12
 Direction: NB

Count Date	5/2/2022		5/3/2022		5/4/2022		5/5/2022		5/6/2022		Average	
Count Time	AM	PM	AM	PM	AM	PM	AM	PM	AM	PM	AM	PM
00:00	0	5	0	4	0	3	2	3	0	4	0	4
00:15	0	3	1	0	0	1	1	2	0	1	0	1
00:30	0	1	0	0	0	0	1	2	0	0	0	1
00:45	1	3	0	5	0	3	0	6	0	3	0	4
01:00	0	2	0	1	0	5	0	2	0	3	0	3
01:15	0	1	0	1	0	9	0	0	0	2	0	3
01:30	0	1	0	1	1	4	0	2	0	3	0	2
01:45	0	4	0	1	0	2	0	3	0	0	0	2
02:00	0	1	0	4	0	1	1	5	0	0	0	2
02:15	0	4	0	8	0	2	0	4	0	5	0	5
02:30	0	5	0	5	0	5	0	5	0	4	0	5
02:45	0	8	0	6	0	2	0	4	0	5	0	5
03:00	0	4	0	0	0	3	0	3	0	0	0	2
03:15	0	0	0	5	0	0	0	2	0	3	0	2
03:30	0	1	0	4	0	0	0	3	0	2	0	2
03:45	0	3	0	2	0	8	0	2	0	4	0	4
04:00	0	4	0	4	0	2	0	2	0	7	0	4
04:15	0	3	0	2	1	4	0	2	0	1	0	2
04:30	0	2	1	6	0	3	1	5	1	3	1	4
04:45	0	6	0	2	0	1	0	2	0	4	0	3
05:00	0	6	0	6	0	6	0	6	0	0	0	5
05:15	0	4	0	1	0	5	0	3	0	1	0	3
05:30	0	4	0	3	0	6	0	7	0	6	0	5
05:45	0	3	3	4	2	4	1	4	2	3	2	4
06:00	1	3	0	1	2	3	2	2	2	1	1	2
06:15	3	3	6	3	4	5	3	2	1	4	3	3
06:30	4	0	5	2	5	5	5	3	6	2	5	2
06:45	1	2	1	1	1	2	2	1	2	4	1	2
07:00	1	0	3	2	1	3	2	2	1	1	2	2
07:15	1	0	0	1	0	2	1	1	1	1	1	1
07:30	7	1	7	1	10	2	5	3	7	1	7	2
07:45	5	1	10	2	5	0	10	1	4	0	7	1
08:00	15	0	24	3	23	1	18	0	16	0	19	1
08:15	3	1	1	1	0	0	2	0	3	2	2	1
08:30	2	1	0	2	0	0	1	2	1	1	1	1
08:45	3	0	3	0	1	1	5	2	4	1	3	1
09:00	1	0	4	1	3	0	2	0	1	4	2	1
09:15	4	1	0	0	6	0	6	0	2	1	4	0
09:30	0	0	2	0	1	0	0	0	2	0	1	0
09:45	2	1	1	0	0	0	0	1	2	0	1	0
10:00	4	1	1	0	0	0	0	0	1	0	1	0
10:15	1	1	1	1	2	1	3	0	0	2	1	1
10:30	2	0	0	1	1	1	0	0	0	1	1	1
10:45	3	0	3	0	2	0	1	0	0	0	2	0
11:00	3	0	1	0	1	2	4	1	6	0	3	1
11:15	4	0	3	0	9	0	4	0	10	0	6	0
11:30	3	1	1	2	7	0	6	0	4	0	4	1
11:45	2	0	5	0	1	0	1	1	0	1	2	0
Totals	76	95	87	99	89	107	90	101	79	91	84	99
Day Total	171		186		196		191		170		183	
AM Pct	44.4%		46.8%		45.4%		47.1%		46.5%		46.1%	

AECOM

7:00-8:00 AM	14	20	16	18	13	16
7:15-8:15 AM	28	41	38	34	28	34
7:30-8:30 AM	30	42	38	35	30	35
7:45-8:45 AM	25	35	28	31	24	29
8:00-9:00 AM	23	28	24	26	24	25

4:00-5:00 PM	15	14	10	11	15	13
4:15-5:15 PM	17	16	14	15	8	14
4:30-5:30 PM	18	15	15	16	8	14.4
4:45-5:45 PM	20	12	18	18	11	15.8
5:00-6:00 PM	17	14	21	20	10	16.4

Client: AECOM
 File Number:
 Route: Olmsted Rd
 Location: North of Escondido Rd

Site Ref: 12
 Direction: SB

Count Date	5/2/2022		5/3/2022		5/4/2022		5/5/2022		5/6/2022		Average	
Count Time	AM	PM	AM	PM	AM	PM	AM	PM	AM	PM	AM	PM
00:00	0	6	0	2	0	3	0	2	0	4	0	3
00:15	0	3	0	4	0	4	1	6	0	4	0	4
00:30	0	0	0	1	0	1	1	3	0	3	0	2
00:45	0	3	0	2	0	1	0	3	0	3	0	2
01:00	0	1	0	2	0	6	0	4	0	2	0	3
01:15	0	5	0	3	0	9	0	2	0	4	0	5
01:30	0	0	0	5	1	14	0	3	0	4	0	5
01:45	0	1	0	0	0	5	0	4	0	2	0	2
02:00	0	1	0	4	0	3	0	0	0	2	0	2
02:15	0	7	0	8	0	2	0	8	0	9	0	7
02:30	0	7	0	4	0	1	0	6	0	8	0	5
02:45	0	3	0	12	0	2	0	2	0	4	0	5
03:00	0	4	0	9	0	11	0	6	0	7	0	7
03:15	0	8	0	4	0	7	0	8	0	8	0	7
03:30	0	5	0	1	0	5	0	2	1	3	0	3
03:45	0	4	0	3	0	3	0	1	0	2	0	3
04:00	0	8	0	5	0	7	0	8	0	4	0	6
04:15	0	6	0	5	0	5	0	2	0	3	0	4
04:30	0	1	0	5	0	2	0	6	0	6	0	4
04:45	0	7	0	6	0	3	0	4	0	1	0	4
05:00	0	4	0	2	0	5	0	3	0	2	0	3
05:15	0	3	0	2	0	5	0	2	0	2	0	3
05:30	0	4	1	3	0	4	0	5	0	4	0	4
05:45	2	3	1	4	2	6	1	8	2	4	2	5
06:00	1	8	2	6	1	4	0	3	0	3	1	5
06:15	0	3	1	0	1	3	2	1	1	6	1	3
06:30	0	1	1	2	0	0	0	1	0	1	0	1
06:45	0	0	2	0	0	2	1	3	3	0	1	1
07:00	0	2	0	1	1	3	1	0	0	2	0	2
07:15	0	0	1	0	0	2	0	0	0	1	0	1
07:30	3	0	2	0	1	3	0	1	2	1	2	1
07:45	27	1	27	0	24	0	24	4	15	0	23	1
08:00	47	1	42	1	45	1	43	1	44	4	44	2
08:15	2	0	6	0	6	3	6	1	3	1	5	1
08:30	2	0	2	1	2	1	5	0	5	0	3	0
08:45	5	0	7	1	2	0	9	1	4	1	5	1
09:00	6	0	3	0	3	2	8	0	1	1	4	1
09:15	6	1	3	0	2	0	6	1	9	0	5	0
09:30	3	0	3	0	5	1	3	0	4	0	4	0
09:45	6	0	2	0	1	0	2	0	6	1	3	0
10:00	3	0	1	0	0	0	3	0	1	0	2	0
10:15	2	0	1	0	3	0	3	0	0	0	2	0
10:30	2	1	1	0	1	1	3	0	1	0	2	0
10:45	1	0	1	0	1	1	4	0	1	0	2	0
11:00	4	0	1	0	4	0	3	1	4	0	3	0
11:15	0	0	3	0	4	0	5	0	6	0	4	0
11:30	5	0	5	0	10	0	7	0	3	0	6	0
11:45	3	0	2	0	6	0	4	0	9	0	5	0
Totals	130	112	121	108	126	141	145	116	125	117	129	119
Day Total	242		229		267		261		242		248	
AM Pct	53.7%		52.8%		47.2%		55.6%		51.7%		52.1%	

AECOM

7:00-8:00 AM	30	30	26	25	17	26
7:15-8:15 AM	77	72	70	67	61	69
7:30-8:30 AM	79	77	76	73	64	74
7:45-8:45 AM	78	77	77	78	67	75
8:00-9:00 AM	56	57	55	63	56	57

4:00-5:00 PM	22	21	17	20	14	18.8
4:15-5:15 PM	18	18	15	15	12	15.6
4:30-5:30 PM	15	15	15	15	11	14.2
4:45-5:45 PM	18	13	17	14	9	14.2
5:00-6:00 PM	14	11	20	18	12	15

Client: AECOM
 File Number:
 Route: Bowdoin St
 Location: Between Stanford Ave & Pine Hill Rd

Site Ref: 13
 Direction: WB

Count Date	5/2/2022		5/3/2022		5/4/2022		5/5/2022		5/6/2022		Average	
Count Time	AM	PM	AM	PM	AM	PM	AM	PM	AM	PM	AM	PM
00:00	9	42	4	54	8	52	6	39	6	55	7	48
00:15	4	37	6	39	11	48	7	42	7	42	7	42
00:30	6	34	4	41	6	43	5	59	12	57	7	47
00:45	5	45	6	46	2	34	1	53	9	51	5	46
01:00	0	52	6	52	3	42	5	42	10	61	5	50
01:15	4	26	4	54	0	56	0	52	6	55	3	49
01:30	2	29	3	39	4	49	6	43	3	57	4	43
01:45	1	31	2	44	3	43	6	44	4	36	3	40
02:00	2	26	3	41	2	30	4	41	1	57	2	39
02:15	0	40	1	30	0	29	2	40	0	45	1	37
02:30	2	44	2	56	1	27	1	48	2	58	2	47
02:45	1	50	1	51	1	36	1	47	1	57	1	48
03:00	1	48	2	48	3	36	4	43	0	44	2	44
03:15	1	38	1	45	1	55	0	48	0	53	1	48
03:30	1	48	1	43	2	52	2	48	6	45	2	47
03:45	2	45	2	50	3	57	1	53	1	59	2	53
04:00	3	51	5	48	5	29	3	58	3	77	4	53
04:15	2	49	3	52	3	55	2	48	2	73	2	55
04:30	7	41	6	43	9	48	5	45	6	75	7	50
04:45	5	51	4	54	6	67	5	54	6	82	5	62
05:00	16	50	16	43	9	52	8	61	10	53	12	52
05:15	16	66	14	62	18	67	20	50	18	72	17	63
05:30	26	82	22	55	25	63	24	78	23	68	24	69
05:45	53	70	56	76	65	75	62	70	58	68	59	72
06:00	37	56	42	55	36	61	37	46	39	71	38	58
06:15	27	25	33	56	31	46	33	46	28	70	30	49
06:30	29	32	32	40	33	54	26	42	28	74	30	48
06:45	37	39	37	32	41	46	41	55	45	56	40	46
07:00	29	46	39	36	42	43	44	46	37	35	38	41
07:15	53	35	61	44	54	38	60	42	51	47	56	41
07:30	63	28	81	39	82	47	59	36	58	49	69	40
07:45	107	36	82	31	72	27	81	36	71	47	83	35
08:00	80	41	110	23	100	34	91	22	89	35	94	31
08:15	85	26	103	35	88	40	65	45	80	38	84	37
08:30	115	30	78	31	94	38	91	38	84	34	92	34
08:45	64	27	80	29	80	32	115	33	53	41	78	32
09:00	81	33	85	25	77	26	90	24	60	36	79	29
09:15	82	18	74	21	90	28	63	22	56	29	73	24
09:30	62	17	62	20	67	17	73	32	67	24	66	22
09:45	59	18	67	12	55	13	56	14	40	25	55	16
10:00	31	13	45	13	52	19	47	23	65	26	48	19
10:15	47	10	48	17	39	12	43	20	40	27	43	17
10:30	45	14	58	23	47	15	38	17	61	16	50	17
10:45	55	8	55	6	60	19	58	12	67	17	59	12
11:00	44	8	54	10	47	14	60	11	59	13	53	11
11:15	32	3	42	11	39	11	51	12	46	9	42	9
11:30	44	4	41	2	50	5	51	10	51	13	47	7
11:45	53	4	49	11	59	5	68	6	68	13	59	8
Totals	1530	1666	1632	1788	1625	1835	1621	1896	1537	2245	1589	1886
Day Total	3196		3420		3460		3517		3782		3475	
AM Pct	47.9%		47.7%		47.0%		46.1%		40.6%		45.7%	

AECOM

7:00-8:00 AM	252	263	250	244	217	245
7:15-8:15 AM	303	334	308	291	269	301
7:30-8:30 AM	335	376	342	296	298	329
7:45-8:45 AM	387	373	354	328	324	353
8:00-9:00 AM	344	371	362	362	306	349

4:00-5:00 PM	192	197	199	205	307	220
4:15-5:15 PM	191	192	222	208	283	219.2
4:30-5:30 PM	208	202	234	210	282	227.2
4:45-5:45 PM	249	214	249	243	275	246
5:00-6:00 PM	268	236	257	259	261	256.2

Client: AECOM
 File Number:
 Route: Bowdoin St
 Location: Between Stanford Ave & Pine Hill Rd

Site Ref: 13
 Direction: EB

Count Date	5/2/2022		5/3/2022		5/4/2022		5/5/2022		5/6/2022		Average	
Count Time	AM	PM	AM	PM	AM	PM	AM	PM	AM	PM	AM	PM
00:00	6	51	7	33	5	44	3	41	7	48	6	43
00:15	5	32	8	42	7	34	7	39	9	54	7	40
00:30	11	32	6	30	8	36	15	41	12	47	10	37
00:45	7	42	4	48	4	43	1	37	3	42	4	42
01:00	9	41	4	37	9	56	5	53	6	51	7	48
01:15	3	46	5	39	5	49	3	48	3	64	4	49
01:30	4	42	6	48	5	57	6	51	3	61	5	52
01:45	1	44	2	46	5	48	5	48	3	59	3	49
02:00	2	50	4	42	0	38	1	43	2	75	2	50
02:15	3	62	2	71	2	62	1	61	3	75	2	66
02:30	3	94	6	99	5	98	8	96	2	111	5	100
02:45	3	61	3	63	3	56	6	72	2	74	3	65
03:00	0	66	0	81	0	60	2	68	1	82	1	71
03:15	0	71	1	90	0	87	0	94	1	98	0	88
03:30	1	80	1	64	1	82	0	80	2	100	1	81
03:45	0	71	0	75	0	62	0	78	0	72	0	72
04:00	1	75	1	89	0	91	1	88	3	90	1	87
04:15	2	80	2	89	1	87	1	81	1	94	1	86
04:30	1	76	3	93	0	96	2	80	2	109	2	91
04:45	3	84	1	88	1	99	0	84	3	82	2	87
05:00	0	113	2	132	3	118	2	99	1	109	2	114
05:15	3	77	3	94	3	93	3	111	1	107	3	96
05:30	4	88	4	94	5	100	5	85	3	118	4	97
05:45	7	78	6	86	2	85	10	83	5	88	6	84
06:00	7	65	7	107	7	100	6	87	2	103	6	92
06:15	6	79	5	98	5	70	10	94	6	88	6	86
06:30	14	78	16	54	12	69	6	86	14	99	12	77
06:45	5	46	11	58	15	65	9	75	13	75	11	64
07:00	7	59	19	58	12	54	16	58	13	89	13	64
07:15	18	57	13	50	18	74	21	51	18	55	18	57
07:30	19	30	27	47	33	50	25	60	27	50	26	47
07:45	30	33	43	55	31	56	30	50	36	62	34	51
08:00	36	45	38	36	41	53	38	40	54	39	41	43
08:15	38	44	35	36	31	34	41	43	31	55	35	42
08:30	30	47	28	44	38	36	24	52	26	48	29	45
08:45	32	50	49	36	26	50	30	38	41	36	36	42
09:00	33	29	21	16	36	45	26	34	26	38	28	32
09:15	23	24	37	45	26	21	35	34	46	36	33	32
09:30	29	26	35	46	25	30	25	25	32	44	29	34
09:45	28	21	26	34	25	29	25	32	25	46	26	32
10:00	32	32	28	15	45	31	28	33	32	40	33	30
10:15	33	21	30	21	24	26	31	18	33	29	30	23
10:30	30	10	31	17	33	20	27	26	31	20	30	19
10:45	29	14	37	21	19	19	40	13	36	29	32	19
11:00	20	7	35	9	32	11	36	15	35	24	32	13
11:15	24	13	34	12	36	11	35	16	46	12	35	13
11:30	26	6	33	7	36	14	44	11	49	21	38	12
11:45	37	5	35	5	54	11	36	19	42	8	41	10
Totals	665	2397	754	2600	734	2660	731	2671	792	3056	735	2677
Day Total	3062		3354		3394		3402		3848		3412	
AM Pct	21.7%		22.5%		21.6%		21.5%		20.6%		21.5%	

AECOM

7:00-8:00 AM	74	102	94	92	94	91
7:15-8:15 AM	103	121	123	114	135	119
7:30-8:30 AM	123	143	136	134	148	137
7:45-8:45 AM	134	144	141	133	147	140
8:00-9:00 AM	136	150	136	133	152	141

4:00-5:00 PM	315	359	373	333	375	351
4:15-5:15 PM	353	402	400	344	394	378.6
4:30-5:30 PM	350	407	406	374	407	388.8
4:45-5:45 PM	362	408	410	379	416	395
5:00-6:00 PM	356	406	396	378	422	391.6

Client: AECOM
 File Number:
 Route: Raimundo Way
 Location: Between Stanford Ave & Pine Hill Rd

Site Ref: 14
 Direction: WB

Count Date	5/2/2022		5/3/2022		5/4/2022		5/5/2022		5/6/2022		Average	
Count Time	AM	PM	AM	PM	AM	PM	AM	PM	AM	PM	AM	PM
00:00	0	11	0	7	0	12	0	10	0	14	0	11
00:15	0	8	0	10	0	10	0	13	0	18	0	12
00:30	0	15	0	12	1	13	0	12	1	10	0	12
00:45	1	7	0	14	1	14	0	10	1	5	1	10
01:00	0	9	0	10	0	6	0	11	1	11	0	9
01:15	0	14	0	12	0	18	0	9	0	14	0	13
01:30	0	10	0	6	0	13	0	7	0	13	0	10
01:45	0	6	0	15	0	7	0	6	0	12	0	9
02:00	0	7	0	10	1	13	0	12	0	14	0	11
02:15	0	3	0	11	0	8	0	7	0	13	0	8
02:30	0	15	0	14	0	14	0	13	0	6	0	12
02:45	0	18	1	5	0	13	0	9	0	16	0	12
03:00	0	9	0	9	0	7	0	11	0	14	0	10
03:15	0	16	0	4	0	9	0	8	0	6	0	9
03:30	0	16	0	23	0	6	0	22	0	14	0	16
03:45	0	9	0	15	0	16	0	9	0	16	0	13
04:00	0	20	0	10	0	6	0	10	0	14	0	12
04:15	0	14	0	16	0	7	1	17	0	12	0	13
04:30	0	11	0	15	0	7	0	13	1	16	0	12
04:45	1	8	0	16	0	10	0	8	0	10	0	10
05:00	0	14	0	10	0	11	0	10	0	10	0	11
05:15	0	10	0	13	0	8	0	13	1	11	0	11
05:30	2	15	1	16	0	10	2	9	0	12	1	12
05:45	0	14	2	9	1	16	0	12	0	13	1	13
06:00	0	11	0	7	1	20	0	14	2	21	1	15
06:15	4	5	3	11	2	7	2	6	3	17	3	9
06:30	5	6	5	13	4	13	4	12	3	5	4	10
06:45	5	8	3	6	4	9	4	13	8	11	5	9
07:00	4	7	2	4	5	9	4	8	5	11	4	8
07:15	5	4	4	7	11	11	7	9	4	7	6	8
07:30	4	4	7	7	17	8	7	7	16	10	10	7
07:45	18	8	12	11	17	10	14	5	18	17	16	10
08:00	16	0	24	7	18	12	16	4	20	5	19	6
08:15	13	3	14	8	16	4	12	10	13	7	14	6
08:30	17	1	17	5	20	1	16	5	14	3	17	3
08:45	11	7	21	4	13	4	13	4	12	3	14	4
09:00	17	4	23	4	22	10	21	4	20	5	21	5
09:15	9	6	10	5	16	6	21	3	15	6	14	5
09:30	6	3	15	3	14	2	18	7	14	6	13	4
09:45	14	1	12	5	17	1	16	3	10	4	14	3
10:00	14	1	5	2	7	1	10	4	12	1	10	2
10:15	6	3	14	0	10	5	8	3	10	5	10	3
10:30	9	1	9	1	11	4	13	3	6	3	10	2
10:45	10	0	13	0	6	2	11	3	9	1	10	1
11:00	7	1	9	2	12	2	12	2	13	4	11	2
11:15	7	1	7	1	8	0	13	3	9	2	9	1
11:30	6	0	14	0	16	0	13	0	8	2	11	0
11:45	12	0	7	1	15	1	13	1	9	1	11	1
Totals	223	364	254	396	286	396	271	394	258	451	258	400
Day Total	587		650		682		665		709		659	
AM Pct	38.0%		39.1%		41.9%		40.8%		36.4%		39.2%	

AECOM

7:00-8:00 AM	31	25	50	32	43	36
7:15-8:15 AM	43	47	63	44	58	51
7:30-8:30 AM	51	57	68	49	67	58
7:45-8:45 AM	64	67	71	58	65	65
8:00-9:00 AM	57	76	67	57	59	63

4:00-5:00 PM	53	57	30	48	52	48
4:15-5:15 PM	47	57	35	48	48	47
4:30-5:30 PM	43	54	36	44	47	44.8
4:45-5:45 PM	47	55	39	40	43	44.8
5:00-6:00 PM	53	48	45	44	46	47.2

Client: AECOM
 File Number:
 Route: Raimundo Way
 Location: Between Stanford Ave & Pine Hill Rd

Site Ref: 14
 Direction: EB

Count Date	5/2/2022		5/3/2022		5/4/2022		5/5/2022		5/6/2022		Average	
Count Time	AM	PM	AM	PM	AM	PM	AM	PM	AM	PM	AM	PM
00:00	0	14	0	7	1	16	0	13	1	12	0	12
00:15	0	10	0	8	0	13	0	5	0	8	0	9
00:30	0	9	0	6	0	15	0	7	2	10	0	9
00:45	0	7	0	17	0	9	1	10	0	21	0	13
01:00	0	12	0	12	0	12	1	14	0	8	0	12
01:15	1	16	1	14	0	15	0	7	0	15	0	13
01:30	0	6	0	10	0	11	0	10	2	14	0	10
01:45	0	8	2	10	0	14	0	13	0	14	0	12
02:00	0	19	0	12	1	11	0	10	0	15	0	13
02:15	0	15	0	15	0	17	0	16	0	14	0	15
02:30	2	16	2	14	2	16	2	18	1	22	2	17
02:45	0	12	0	12	0	10	0	13	0	12	0	12
03:00	0	12	0	21	0	12	0	19	0	15	0	16
03:15	0	15	0	12	1	16	0	10	0	23	0	15
03:30	0	14	0	17	0	18	0	18	0	18	0	17
03:45	0	17	1	19	0	17	0	18	0	12	0	17
04:00	0	21	0	20	0	14	0	23	3	17	1	19
04:15	0	17	0	13	0	12	0	19	0	16	0	15
04:30	1	15	1	12	0	13	0	19	1	19	1	16
04:45	0	11	0	12	0	11	0	23	0	16	0	15
05:00	1	21	0	14	1	18	1	20	1	17	1	18
05:15	0	21	0	20	0	13	0	19	1	17	0	18
05:30	0	17	0	13	0	21	0	15	0	25	0	18
05:45	0	6	0	10	0	12	0	16	0	14	0	12
06:00	0	8	0	20	1	13	1	16	2	15	1	14
06:15	4	14	0	12	0	8	2	10	0	18	1	12
06:30	0	8	1	10	1	12	2	15	1	10	1	11
06:45	7	8	7	9	4	8	3	9	2	15	5	10
07:00	6	8	3	5	3	13	8	7	4	8	5	8
07:15	4	8	4	10	7	9	8	9	7	10	6	9
07:30	13	11	9	9	21	6	14	6	9	8	13	8
07:45	28	6	35	8	23	4	27	10	26	4	28	6
08:00	17	4	19	8	17	7	18	8	13	4	17	6
08:15	12	3	12	5	21	8	13	4	20	2	16	4
08:30	16	7	17	2	12	4	19	4	11	8	15	5
08:45	12	2	19	6	18	6	7	0	25	2	16	3
09:00	8	2	10	2	18	4	7	3	12	5	11	3
09:15	11	3	10	2	19	4	11	4	11	2	12	3
09:30	10	4	7	3	5	0	13	6	15	3	10	3
09:45	15	2	15	4	12	1	9	2	15	0	13	2
10:00	11	2	14	0	16	1	15	4	7	0	13	1
10:15	10	2	12	2	15	0	18	3	17	3	14	2
10:30	18	1	8	1	4	1	21	3	19	1	14	1
10:45	7	0	15	0	12	2	8	0	13	2	11	1
11:00	10	0	13	1	19	2	7	1	10	3	12	1
11:15	15	0	15	0	16	0	19	2	13	2	16	1
11:30	6	0	21	0	9	0	20	0	11	4	13	1
11:45	10	0	14	0	14	2	11	2	14	2	13	1
Totals	255	434	287	439	293	451	286	483	289	505	292	462
Day Total	689		726		744		769		794		744	
AM Pct	37.0%		39.5%		39.4%		37.2%		36.4%		37.9%	

AECOM

7:00-8:00 AM	51	51	54	57	46	52
7:15-8:15 AM	62	67	68	67	55	64
7:30-8:30 AM	70	75	82	72	68	73
7:45-8:45 AM	73	83	73	77	70	75
8:00-9:00 AM	57	67	68	57	69	64

4:00-5:00 PM	64	57	50	84	68	64.6
4:15-5:15 PM	64	51	54	81	68	63.6
4:30-5:30 PM	68	58	55	81	69	66.2
4:45-5:45 PM	70	59	63	77	75	68.8
5:00-6:00 PM	65	57	64	70	73	65.8

Client: AECOM
 File Number:
 Route: Santa Maria Ave
 Location: Between Junipero Serra Blvd & Gerona Rd

Site Ref: 15
 Direction: NB

Count Date	5/2/2022		5/3/2022		5/4/2022		5/5/2022		5/6/2022		Average	
Count Time	AM	PM	AM	PM	AM	PM	AM	PM	AM	PM	AM	PM
00:00	1	1	0	2	0	3	0	2	1	5	0	3
00:15	0	2	0	2	0	3	0	2	0	1	0	2
00:30	0	3	0	1	0	3	0	2	0	7	0	3
00:45	0	5	0	3	0	2	0	0	0	3	0	3
01:00	0	6	0	1	0	3	0	1	0	1	0	2
01:15	0	0	0	1	0	2	0	4	0	1	0	2
01:30	1	2	0	1	0	5	0	3	0	6	0	3
01:45	0	0	0	1	0	3	0	3	0	3	0	2
02:00	0	2	0	0	0	4	0	4	0	3	0	3
02:15	0	3	0	3	0	2	0	5	0	2	0	3
02:30	0	2	0	2	0	3	0	2	0	1	0	2
02:45	0	3	0	6	0	5	0	3	0	1	0	4
03:00	0	1	0	1	0	2	0	1	0	3	0	2
03:15	0	1	0	3	0	5	0	2	0	2	0	3
03:30	0	0	0	2	0	3	0	2	0	2	0	2
03:45	0	2	0	2	0	3	0	0	0	3	0	2
04:00	0	1	0	1	0	4	0	6	0	1	0	3
04:15	0	3	0	4	0	1	1	0	0	0	0	2
04:30	0	1	0	2	0	3	0	5	0	0	0	2
04:45	0	4	0	4	0	1	0	1	0	0	0	2
05:00	1	3	0	5	0	1	0	0	1	0	0	2
05:15	0	4	1	0	0	2	0	1	1	0	0	1
05:30	0	2	0	0	0	1	0	1	0	0	0	1
05:45	0	3	0	4	0	3	0	0	0	0	0	2
06:00	0	4	0	4	1	2	0	4	0	0	0	3
06:15	0	3	1	1	0	1	0	3	0	0	0	2
06:30	3	0	0	2	0	3	2	2	0	0	1	1
06:45	3	0	5	1	2	1	1	3	0	3	1	1
07:00	4	3	4	2	6	5	1	4	6	0	4	3
07:15	4	1	0	0	3	1	11	2	4	0	4	1
07:30	5	0	9	7	2	2	6	2	4	0	5	2
07:45	10	0	6	1	6	0	6	3	3	0	6	1
08:00	2	1	5	1	6	1	4	0	3	0	4	1
08:15	9	0	4	1	3	1	3	3	4	0	5	1
08:30	2	1	4	2	1	3	3	0	10	0	4	1
08:45	6	2	3	1	7	1	1	0	2	0	4	1
09:00	1	0	2	0	3	0	1	0	5	0	2	0
09:15	1	1	5	0	3	3	1	1	6	0	3	1
09:30	1	0	3	0	0	0	1	2	1	0	1	0
09:45	1	1	2	1	3	1	2	0	10	0	4	1
10:00	1	1	3	0	3	1	2	0	3	0	2	0
10:15	3	0	1	1	3	0	0	1	3	0	2	0
10:30	0	1	3	0	0	0	5	0	1	0	2	0
10:45	1	0	4	1	3	1	6	0	4	0	4	0
11:00	6	0	1	0	2	0	1	0	2	0	2	0
11:15	1	1	3	0	1	0	1	0	1	0	1	0
11:30	1	0	2	0	3	0	4	0	2	0	2	0
11:45	2	0	2	0	6	0	2	2	1	0	3	0
Totals	70	74	73	77	67	94	65	81	81	45	71	74
Day Total	144		150		161		146		126		145	
AM Pct	48.6%		48.7%		41.6%		44.5%		64.3%		49.0%	

AECOM

7:00-8:00 AM	23	19	17	24	17	20
7:15-8:15 AM	21	20	17	27	14	20
7:30-8:30 AM	26	24	17	19	14	20
7:45-8:45 AM	23	19	16	16	20	19
8:00-9:00 AM	19	16	17	11	19	16

4:00-5:00 PM	9	11	9	13	1	8.6
4:15-5:15 PM	11	15	6	7	0	7.8
4:30-5:30 PM	12	11	7	7	0	7.4
4:45-5:45 PM	13	9	5	3	0	6
5:00-6:00 PM	12	9	7	2	0	6

Client: AECOM
 File Number:
 Route: Santa Maria Ave
 Location: Between Junipero Serra Blvd & Gerona Rd

Site Ref: 15
 Direction: SB

Count Date	5/2/2022		5/3/2022		5/4/2022		5/5/2022		5/6/2022		Average	
Count Time	AM	PM	AM	PM	AM	PM	AM	PM	AM	PM	AM	PM
00:00	0	2	0	3	0	3	0	2	0	1	0	2
00:15	0	1	1	2	0	2	0	2	0	1	0	2
00:30	0	1	0	1	0	1	0	0	0	1	0	1
00:45	0	2	0	1	0	2	0	1	0	4	0	2
01:00	0	1	0	1	0	4	0	3	0	2	0	2
01:15	0	2	0	1	0	1	0	3	0	2	0	2
01:30	0	3	0	4	0	5	0	0	0	2	0	3
01:45	0	0	0	1	0	3	0	1	0	5	0	2
02:00	0	0	0	1	0	0	0	3	0	3	0	1
02:15	1	0	0	2	0	3	0	1	0	2	0	2
02:30	0	0	0	1	0	2	0	4	0	0	0	1
02:45	0	0	0	0	0	0	0	3	0	2	0	1
03:00	0	2	0	1	0	3	0	1	0	2	0	2
03:15	0	1	0	3	0	2	0	1	0	1	0	2
03:30	0	0	0	1	0	1	0	1	0	2	0	1
03:45	0	2	0	1	0	3	0	2	0	1	0	2
04:00	0	3	0	2	0	2	0	6	0	1	0	3
04:15	0	0	0	2	0	1	0	0	0	0	0	1
04:30	0	2	0	1	0	7	0	7	0	0	0	3
04:45	0	2	0	1	0	2	0	0	0	0	0	1
05:00	0	4	0	5	0	2	0	5	0	0	0	3
05:15	0	3	0	3	0	1	2	3	0	0	0	2
05:30	0	2	0	1	0	2	0	1	0	0	0	1
05:45	0	5	0	1	0	2	2	6	0	0	0	3
06:00	0	0	0	4	0	1	0	2	0	0	0	1
06:15	1	2	2	0	1	0	0	0	0	0	1	0
06:30	0	1	0	0	0	1	1	1	0	0	0	1
06:45	0	0	0	1	3	0	0	0	0	0	1	0
07:00	2	1	4	0	2	0	2	2	3	0	3	1
07:15	0	0	0	1	0	3	1	1	2	0	1	1
07:30	1	0	2	0	3	0	1	0	2	0	2	0
07:45	2	1	1	0	1	0	2	3	1	0	1	1
08:00	0	0	1	0	1	1	1	1	0	0	1	0
08:15	3	1	1	0	0	1	1	0	1	0	1	0
08:30	2	3	0	3	1	0	0	0	4	0	1	1
08:45	0	0	2	0	1	0	3	2	0	0	1	0
09:00	0	1	3	0	1	3	1	0	1	0	1	1
09:15	0	0	0	0	1	2	0	0	0	0	0	0
09:30	0	0	5	0	2	0	3	1	0	0	2	0
09:45	1	0	3	0	1	0	1	0	2	0	2	0
10:00	1	1	0	1	3	0	2	0	2	0	2	0
10:15	2	0	0	0	2	0	1	0	1	0	1	0
10:30	1	1	1	1	1	0	2	0	3	0	2	0
10:45	2	0	3	0	1	1	0	0	0	0	1	0
11:00	3	0	2	0	1	0	2	0	2	0	2	0
11:15	1	0	1	0	1	0	2	0	2	0	1	0
11:30	0	0	0	0	1	0	2	0	1	0	1	0
11:45	3	0	2	0	0	0	2	0	4	0	2	0
Totals	26	50	34	51	28	67	34	69	31	32	31	54
Day Total	76		85		95		103		63		84	
AM Pct	34.2%		40.0%		29.5%		33.0%		49.2%		36.3%	

AECOM

7:00-8:00 AM	5	7	6	6	8	6
7:15-8:15 AM	3	4	5	5	5	4
7:30-8:30 AM	6	5	5	5	4	5
7:45-8:45 AM	7	3	3	4	6	5
8:00-9:00 AM	5	4	3	5	5	4

4:00-5:00 PM	7	6	12	13	1	7.8
4:15-5:15 PM	8	9	12	12	0	8.2
4:30-5:30 PM	11	10	12	15	0	9.6
4:45-5:45 PM	11	10	7	9	0	7.4
5:00-6:00 PM	14	10	7	15	0	9.2

Client: AECOM
 File Number:
 Route: Campus Drive
 Location: Between Junipero Serra Blvd & Gerona Rd

Site Ref: 16
 Direction: WB

Count Date	5/2/2022		5/3/2022		5/4/2022		5/5/2022		5/6/2022		Average	
Count Time	AM	PM	AM	PM	AM	PM	AM	PM	AM	PM	AM	PM
00:00	8	31	6	37	8	52	15	54	5	37	8	42
00:15	9	32	4	35	5	34	3	36	15	43	7	36
00:30	6	31	2	35	4	40	7	37	6	48	5	38
00:45	5	29	5	36	1	40	5	41	5	43	4	38
01:00	1	42	3	37	1	50	3	42	7	40	3	42
01:15	3	36	3	54	1	55	5	50	4	65	3	52
01:30	2	46	5	54	2	43	2	62	3	55	3	52
01:45	2	38	1	36	2	49	7	47	9	42	4	42
02:00	1	35	1	44	2	45	2	30	2	78	2	46
02:15	3	35	2	30	3	30	0	50	2	50	2	39
02:30	3	52	1	54	0	63	3	75	4	82	2	65
02:45	0	43	0	38	0	44	1	54	1	63	0	48
03:00	0	45	1	66	0	47	1	40	0	63	0	52
03:15	0	42	1	60	1	62	3	43	0	70	1	55
03:30	0	42	0	63	1	60	1	72	0	68	0	61
03:45	2	51	1	57	1	54	0	49	2	65	1	55
04:00	2	71	1	44	1	67	1	60	1	70	1	62
04:15	1	55	1	80	1	71	0	54	4	55	1	63
04:30	1	54	1	66	0	66	3	62	1	72	1	64
04:45	0	60	1	77	3	79	5	58	5	79	3	71
05:00	2	86	2	82	1	65	2	82	2	98	2	83
05:15	2	71	6	72	3	84	3	75	1	88	3	78
05:30	1	53	3	69	2	74	5	79	1	98	2	75
05:45	3	45	3	62	7	66	8	52	7	52	6	55
06:00	4	64	4	94	3	82	1	80	2	76	3	79
06:15	6	52	6	71	8	63	1	67	7	61	6	63
06:30	8	47	13	55	11	54	12	64	8	60	10	56
06:45	12	57	12	65	16	77	8	60	9	70	11	66
07:00	10	42	17	45	17	63	14	56	10	52	14	52
07:15	14	50	9	50	15	61	23	49	22	49	17	52
07:30	23	35	22	47	25	39	26	50	19	55	23	45
07:45	30	42	25	37	24	36	20	50	21	39	24	41
08:00	29	36	22	39	25	51	38	35	27	42	28	41
08:15	19	38	26	37	27	51	23	44	19	33	23	41
08:30	32	35	32	49	29	44	31	44	26	41	30	43
08:45	12	16	24	34	27	44	29	32	30	27	24	31
09:00	30	22	32	34	40	48	43	44	33	33	36	36
09:15	35	28	36	18	31	35	27	27	36	34	33	28
09:30	23	21	41	27	30	29	24	37	45	42	33	31
09:45	34	19	45	22	31	31	30	30	35	47	35	30
10:00	27	54	28	23	31	31	26	26	27	46	28	36
10:15	29	15	30	18	33	14	19	16	32	29	29	18
10:30	15	14	18	16	25	16	30	22	31	20	24	18
10:45	32	8	32	13	27	7	32	17	35	17	32	12
11:00	34	12	37	8	28	12	45	11	44	16	38	12
11:15	31	7	38	12	36	12	42	18	39	8	37	11
11:30	33	8	32	6	38	12	38	15	31	12	34	11
11:45	39	5	42	5	39	5	39	12	44	12	41	8
Totals	618	1852	677	2113	666	2257	706	2210	719	2445	677	2175
Day Total	2470		2790		2923		2916		3164		2853	
AM Pct	25.0%		24.3%		22.8%		24.2%		22.7%		23.7%	

AECOM

7:00-8:00 AM	77	73	81	83	72	77
7:15-8:15 AM	96	78	89	107	89	92
7:30-8:30 AM	101	95	101	107	86	98
7:45-8:45 AM	110	105	105	112	93	105
8:00-9:00 AM	92	104	108	121	102	105

4:00-5:00 PM	240	267	283	234	276	260
4:15-5:15 PM	255	305	281	256	304	280.2
4:30-5:30 PM	271	297	294	277	337	295.2
4:45-5:45 PM	270	300	302	294	363	305.8
5:00-6:00 PM	255	285	289	288	336	290.6

Client: AECOM
 File Number:
 Route: Campus Drive
 Location: Between Junipero Serra Blvd & Gerona Rd

Site Ref: 16
 Direction: EB

Count Date	5/2/2022		5/3/2022		5/4/2022		5/5/2022		5/6/2022		Average	
Count Time	AM	PM	AM	PM	AM	PM	AM	PM	AM	PM	AM	PM
00:00	9	36	1	25	10	46	6	38	12	43	8	38
00:15		30	5	35	9	49	6	37	2	48	6	40
00:30	11	31	3	22	5	30	3	51	6	37	6	34
00:45	4	33	4	33	4	34	8	33	3	45	5	36
01:00	5	32	2	37	1	40	6	30	9	33	5	34
01:15	3	28	2	33	2	39	2	31	3	30	2	32
01:30	2	35	1	29	0	30	6	36	1	35	2	33
01:45	0	18	1	25	2	34	3	23	3	39	2	28
02:00	4	25	0	39	0	32	3	41	4	31	2	34
02:15	2	34	1	27	0	33	1	35	1	27	1	31
02:30	1	28	1	38	1	26	0	32	3	33	1	31
02:45	0	43	2	36	0	31	1	40	0	33	1	37
03:00	0	24	1	22	0	31	0	48	1	48	0	35
03:15	0	27	0	37	0	48	0	42	1	47	0	40
03:30	0	22	0	29	0	66	0	30	1	48	0	39
03:45	1	56	1	39	0	52	0	43	2	55	1	49
04:00	2	38	0	47	0	47	2	34	1	47	1	43
04:15	1	34	0	37	1	38	0	28	1	73	1	42
04:30	0	34	0	28	0	47	0	42	1	54	0	41
04:45	3	44	4	40	2	31	2	44	1	51	2	42
05:00	3	32	1	41	1	42	5	45	2	57	2	43
05:15	3	42	5	44	4	36	5	37	2	51	4	42
05:30	7	38	10	43	2	37	6	39	8	47	7	41
05:45	7	34	10	58	14	51	13	40	10	51	11	47
06:00	9	48	17	42	7	38	11	38	14	44	12	42
06:15	7	52	14	40	17	36	15	41	15	48	14	43
06:30	25	45	27	34	28	42	23	37	16	39	24	39
06:45	20	30	20	22	24	32	18	39	19	40	20	33
07:00	13	32	13	32	17	38	13	34	18	48	15	37
07:15	27	39	38	34	21	31	28	42	27	45	28	38
07:30	45	26	45	17	41	36	36	34	45	31	42	29
07:45	61	21	50	24	50	36	63	31	59	37	57	30
08:00	58	31	64	25	74	13	61	36	63	21	64	25
08:15	76	21	75	30	60	31	76	18	64	47	70	29
08:30	57	21	81	14	82	27	72	21	51	42	69	25
08:45	63	15	63	31	72	25	65	24	68	27	66	24
09:00	59	15	80	22	80	16	78	35	63	25	72	23
09:15	59	19	60	20	45	17	64	23	54	24	56	21
09:30	47	13	66	21	49	25	48	22	40	34	50	23
09:45	35	18	38	7	46	21	46	13	36	23	40	16
10:00	29	10	45	16	43	13	31	21	32	28	36	18
10:15	41	13	40	19	33	11	54	11	31	29	40	17
10:30	20	10	37	16	35	19	31	13	24	17	29	15
10:45	39	8	33	10	43	11	49	7	51	22	43	12
11:00	40	12	31	10	31	10	44	18	51	5	39	11
11:15	36	4	33	16	42	15	51	10	47	9	42	11
11:30	34	8	40	18	45	4	41	14	34	8	39	10
11:45	33	5	44	9	35	9	37	5	44	3	39	6
Totals	1007	1314	1109	1373	1078	1506	1133	1486	1044	1759	1074	1488
Day Total	2321		2482		2584		2619		2803		2562	
AM Pct	43.4%		44.7%		41.7%		43.3%		37.2%		41.9%	

AECOM

7:00-8:00 AM	146	146	129	140	149	142
7:15-8:15 AM	191	197	186	188	194	191
7:30-8:30 AM	240	234	225	236	231	233
7:45-8:45 AM	252	270	266	272	237	259
8:00-9:00 AM	254	283	288	274	246	269

4:00-5:00 PM	150	152	163	148	225	167.6
4:15-5:15 PM	144	146	158	159	235	168.4
4:30-5:30 PM	152	153	156	168	213	168.4
4:45-5:45 PM	156	168	146	165	206	168.2
5:00-6:00 PM	146	186	166	161	206	173

Client: AECOM

Site Ref: 01

File Number:

Direction: NB

Route: Campus Drive

Location: Between Junipero Serra Blvd & Golf Club Driveway

Count Date	5/9/2022		5/10/2022		5/11/2022		5/12/2022		5/13/2022		Average	
	AM	PM	AM	PM	AM	PM	AM	PM	AM	PM	AM	PM
00:00	3	72	5	56	5	72	11	70	5	66	6	67
00:15	5	59	5	58	5	64	4	73	10	78	6	66
00:30	7	62	3	59	4	49	4	74	8	55	5	60
00:45	3	65	3	77	7	63	8	99	13	78	7	76
01:00	3	51	2	71	6	63	4	84	5	72	4	68
01:15	3	88	2	71	2	81	6	71	6	64	4	75
01:30	3	60	2	66	3	113	2	64	3	82	3	77
01:45	1	71	2	60	2	86	3	54	5	66	3	67
02:00	3	46	4	62	3	98	11	61	5	65	5	66
02:15	2	70	6	54	1	57	3	59	7	76	4	63
02:30	0	87	2	78	1	81	1	81	4	83	2	82
02:45	0	88	1	64	1	92	3	79	1	87	1	82
03:00	1	56	1	87	0	80	3	56	0	67	1	69
03:15	2	50	4	78	4	78	2	69	4	67	3	68
03:30	10	58	5	83	7	82	5	81	7	73	7	75
03:45	4	66	7	109	6	97	4	90	5	102	5	93
04:00	1	40	3	64	3	69	3	76	3	79	3	66
04:15	4	61	4	64	3	93	6	74	5	73	4	73
04:30	8	48	8	49	14	77	9	54	6	60	9	58
04:45	12	59	13	58	9	71	17	83	8	85	12	71
05:00	14	44	17	55	14	57	18	62	12	81	15	60
05:15	17	59	28	70	26	85	23	58	20	64	23	67
05:30	45	61	50	47	48	62	52	56	47	70	48	59
05:45	62	62	84	70	74	68	69	73	62	79	70	70
06:00	55	57	50	72	71	83	68	64	61	69	61	69
06:15	73	57	90	66	104	87	77	93	77	69	84	74
06:30	86	58	89	57	102	75	83	51	82	76	88	63
06:45	80	41	93	55	91	54	99	56	77	48	88	51
07:00	86	38	95	45	93	48	76	53	74	39	85	45
07:15	97	24	95	48	105	49	87	34	57	45	88	40
07:30	109	33	109	43	123	49	105	39	95	44	108	42
07:45	126	25	139	45	153	36	142	34	134	44	139	37
08:00	138	33	159	43	152	36	150	49	117	44	143	41
08:15	131	29	163	42	163	28	146	38	130	29	147	33
08:30	132	18	149	29	141	23	140	29	130	17	138	23
08:45	150	18	151	19	189	35	131	14	140	23	152	22
09:00	122	9	156	29	158	21	146	22	104	21	137	20
09:15	98	20	130	26	133	16	128	15	97	23	117	20
09:30	125	25	131	17	124	13	125	29	102	17	121	20
09:45	103	21	110	20	123	14	122	14	90	17	110	17
10:00	64	10	94	18	94	16	100	14	87	18	88	15
10:15	86	11	74	14	96	12	87	12	81	17	85	13
10:30	68	17	54	21	80	15	68	15	75	21	69	18
10:45	63	13	68	6	105	15	77	8	75	7	78	10
11:00	57	4	61	11	64	9	73	4	60	10	63	8
11:15	71	7	76	9	80	8	70	6	67	17	73	9
11:30	57	8	68	10	71	9	87	7	82	12	73	9
11:45	63	6	75	2	84	6	106	5	71	7	80	5
Totals	2453	2065	2740	2357	2947	2595	2764	2406	2416	2506	2664	2386
Day Total	4518		5097		5542		5170		4922		5050	
AM Pct	54.3%		53.8%		53.2%		53.5%		49.1%		52.8%	

AECOM

7:00-8:00 AM	418	438	474	410	360	420
7:15-8:15 AM	470	502	533	484	403	478
7:30-8:30 AM	504	570	591	543	476	537
7:45-8:45 AM	527	610	609	578	511	567
8:00-9:00 AM	551	622	645	567	517	580

4:00-5:00 PM	208	235	310	287	297	267.4
4:15-5:15 PM	212	226	298	273	299	261.6
4:30-5:30 PM	210	232	290	257	290	255.8
4:45-5:45 PM	223	230	275	259	300	257.4
5:00-6:00 PM	226	242	272	249	294	256.6

Client: AECOM
 File Number:
 Route: Campus Drive
 Location: Between Junipero Serra Blvd & Golf Club Driveway

Site Ref: 01
 Direction: SB

Count Date	5/9/2022		5/10/2022		5/11/2022		5/12/2022		5/13/2022		Average	
Count Time	AM	PM	AM	PM	AM	PM	AM	PM	AM	PM	AM	PM
00:00	14	54	12	48	16	76	10	68	12	76	13	64
00:15	8	50	8	60	4	70	12	46	12	55	9	56
00:30	3	47	2	53	5	93	7	69	8	77	5	68
00:45	1	54	3	47	3	72	6	56	13	66	5	59
01:00	2	65	4	79	6	78	5	72	11	98	6	78
01:15	4	63	4	65	3	84	4	74	3	84	4	74
01:30	3	74	4	69	4	74	6	96	5	91	4	81
01:45	1	68	4	85	3	83	1	71	6	106	3	83
02:00	4	107	2	111	2	117	5	108	3	109	3	110
02:15	6	117	5	117	7	111	7	117	7	125	6	117
02:30	5	110	11	110	11	143	13	121	15	123	11	121
02:45	3	79	4	114	2	122	0	111	1	126	2	110
03:00	1	111	4	132	1	114	4	124	1	144	2	125
03:15	5	143	2	163	0	151	1	135	0	120	2	142
03:30	2	131	2	149	8	175	5	131	5	151	4	147
03:45	2	139	1	176	0	155	0	150	5	147	2	153
04:00	1	167	3	178	7	162	3	159	0	179	3	169
04:15	1	127	1	185	2	170	2	158	2	160	2	160
04:30	2	166	3	156	0	176	1	173	1	171	1	168
04:45	3	159	2	154	3	165	1	173	1	137	2	158
05:00	3	163	2	185	2	192	0	175	2	173	2	178
05:15	2	180	3	182	5	187	3	200	2	151	3	180
05:30	7	158	8	170	4	197	13	174	5	145	7	169
05:45	13	136	11	165	9	167	6	144	4	142	9	151
06:00	14	102	20	136	14	160	13	118	12	119	15	127
06:15	13	137	18	144	14	141	13	127	13	123	14	134
06:30	9	116	18	120	16	105	13	125	15	115	14	116
06:45	21	82	25	88	18	121	14	104	17	90	19	97
07:00	19	89	24	93	29	79	13	116	19	95	21	94
07:15	40	73	27	96	43	96	29	86	37	79	35	86
07:30	65	73	50	87	65	97	52	77	52	59	57	79
07:45	73	64	93	61	91	66	76	70	77	76	82	67
08:00	56	45	58	58	43	62	46	70	38	67	48	60
08:15	30	45	34	42	37	57	30	53	28	55	32	50
08:30	40	43	54	33	57	49	43	44	39	37	47	41
08:45	42	38	41	39	45	38	40	35	36	41	41	38
09:00	42	39	40	62	45	40	28	50	29	30	37	44
09:15	38	27	34	42	34	30	50	32	45	27	40	32
09:30	38	33	37	38	41	35	40	40	39	30	39	35
09:45	28	32	43	34	41	41	44	25	44	45	40	35
10:00	36	28	29	29	36	38	38	26	39	30	36	30
10:15	35	10	50	22	42	15	52	17	48	27	45	18
10:30	46	10	50	21	50	27	42	16	33	21	44	19
10:45	42	18	44	17	35	11	50	17	58	19	46	16
11:00	41	15	33	9	53	25	56	21	50	23	47	19
11:15	52	13	61	18	53	14	56	14	46	32	54	18
11:30	47	19	46	20	53	13	67	11	56	23	54	17
11:45	50	8	54	14	60	13	56	10	65	16	57	12
Totals	1013	3827	1088	4276	1122	4507	1076	4209	1059	4235	1072	4211
Day Total	4840		5364		5629		5285		5294		5282	
AM Pct	20.9%		20.3%		19.9%		20.4%		20.0%		20.3%	

AECOM

7:00-8:00 AM	197	194	228	170	185	195
7:15-8:15 AM	234	228	242	203	204	222
7:30-8:30 AM	224	235	236	204	195	219
7:45-8:45 AM	199	239	228	195	182	209
8:00-9:00 AM	168	187	182	159	141	167

4:00-5:00 PM	619	673	673	663	647	655
4:15-5:15 PM	615	680	703	679	641	663.6
4:30-5:30 PM	668	677	720	721	632	683.6
4:45-5:45 PM	660	691	741	722	606	684
5:00-6:00 PM	637	702	743	693	611	677.2

Client: AECOM
 File Number:
 Route: Stock Farm Rd
 Location: Between Sand Hill Rd & Oak Rd

Site Ref: 02
 Direction: EB

Count Date	5/9/2022		5/10/2022		5/11/2022		5/12/2022		5/13/2022		Average	
	AM	PM	AM	PM	AM	PM	AM	PM	AM	PM	AM	PM
00:00	3	24	1	38	5	48	5	45	2	38	3	39
00:15	2	36	0	34	2	39	3	51	1	58	2	44
00:30	2	45	1	42	3	35	1	65	1	49	2	47
00:45	4	45	3	45	3	57	6	49	6	61	4	51
01:00	0	32	1	39	1	52	1	44	5	32	2	40
01:15	0	35	3	30	0	37	5	36	3	43	2	36
01:30	3	37	1	36	0	33	0	29	2	60	1	39
01:45	2	22	0	35	0	33	2	43	3	42	1	35
02:00	1	53	0	49	1	55	0	47	0	47	0	50
02:15	0	49	0	55	0	40	1	55	1	45	0	49
02:30	2	36	2	29	0	40	0	40	0	40	1	37
02:45	1	26	1	56	1	39	2	44	1	47	1	42
03:00	1	29	0	40	3	24	1	35	0	43	1	34
03:15	0	33	0	37	0	38	2	33	2	42	1	37
03:30	2	55	4	31	6	52	0	44	4	37	3	44
03:45	2	34	4	44	5	32	5	49	1	36	3	39
04:00	4	41	2	35	5	41	2	48	2	41	3	41
04:15	3	34	5	37	4	38	5	38	7	44	5	38
04:30	8	22	11	36	10	44	10	50	13	43	10	39
04:45	3	47	8	53	7	43	7	34	7	43	6	44
05:00	13	22	8	33	11	48	16	40	15	49	13	38
05:15	17	29	24	42	29	30	26	37	22	54	24	38
05:30	38	35	45	40	42	43	44	32	29	41	40	38
05:45	63	29	54	39	64	32	62	38	62	41	61	36
06:00	100	22	102	45	94	27	102	34	80	42	96	34
06:15	124	40	175	39	169	54	132	60	135	48	147	48
06:30	124	36	129	41	125	40	116	27	116	34	122	36
06:45	95	28	107	26	104	27	110	17	78	25	99	25
07:00	89	19	101	18	88	22	107	21	90	25	95	21
07:15	114	18	115	23	102	13	101	21	96	20	106	19
07:30	148	11	106	18	97	14	125	23	124	23	120	18
07:45	127	17	162	12	148	16	132	20	118	11	137	15
08:00	126	13	112	16	122	18	107	12	93	24	112	17
08:15	103	15	130	15	110	15	116	19	108	18	113	16
08:30	112	12	120	10	117	11	111	11	111	13	114	11
08:45	121	11	121	8	132	6	125	14	99	14	120	11
09:00	96	12	96	10	102	10	91	10	88	3	95	9
09:15	95	9	91	14	112	9	99	12	96	12	99	11
09:30	97	5	107	12	98	9	82	11	71	9	91	9
09:45	83	10	87	11	66	12	90	6	66	18	78	11
10:00	45	9	71	5	66	12	54	11	54	14	58	10
10:15	62	3	49	5	54	13	64	4	46	6	55	6
10:30	46	6	53	8	63	6	58	8	48	10	54	8
10:45	61	6	44	3	64	3	52	13	62	8	57	7
11:00	47	6	47	5	42	5	46	5	36	4	44	5
11:15	39	3	40	4	59	4	53	3	48	4	48	4
11:30	42	5	44	3	44	3	41	5	36	4	41	4
11:45	38	6	48	4	64	4	45	3	43	4	48	4
Totals	2308	1172	2435	1310	2444	1326	2365	1396	2131	1469	2337	1335
Day Total	3480		3745		3770		3761		3600		3671	
AM Pct	66.3%		65.0%		64.8%		62.9%		59.2%		63.6%	

AECOM

7:00-8:00 AM	478	484	435	465	428	458
7:15-8:15 AM	515	495	469	465	431	475
7:30-8:30 AM	504	510	477	480	443	483
7:45-8:45 AM	468	524	497	466	430	477
8:00-9:00 AM	462	483	481	459	411	459

4:00-5:00 PM	144	161	166	170	171	162.4
4:15-5:15 PM	125	159	173	162	179	159.6
4:30-5:30 PM	120	164	165	161	189	159.8
4:45-5:45 PM	133	168	164	143	187	159
5:00-6:00 PM	115	154	153	147	185	150.8

Client: AECOM
 File Number:
 Route: Stock Farm Rd
 Location: Between Sand Hill Rd & Oak Rd

Site Ref: 02
 Direction: WB

Count Date	5/9/2022		5/10/2022		5/11/2022		5/12/2022		5/13/2022		Average	
	AM	PM	AM	PM	AM	PM	AM	PM	AM	PM	AM	PM
00:00	5	35	10	28	9	36	11	49	9	44	9	38
00:15	6	39	5	40	3	46	5	53	8	36	5	43
00:30	7	27	4	29	7	40	11	29	4	39	7	33
00:45	3	33	5	22	3	39	5	45	5	31	4	34
01:00	3	44	1	35	1	48	2	33	4	40	2	40
01:15	3	35	5	60	3	45	2	58	2	38	3	47
01:30	1	43	3	42	2	71	5	51	2	56	3	53
01:45	1	40	2	43	3	60	1	33	0	66	1	48
02:00	4	44	2	42	3	42	1	42	3	43	3	43
02:15	0	52	0	54	1	49	2	65	2	68	1	58
02:30	1	83	1	72	2	66	1	83	2	64	1	74
02:45	0	75	2	66	0	67	3	68	0	62	1	68
03:00	1	77	0	62	1	76	2	70	0	73	1	72
03:15	1	75	2	81	1	79	1	78	1	74	1	77
03:30	0	69	2	91	3	111	0	101	1	103	1	95
03:45	1	82	1	75	1	79	0	100	0	97	1	87
04:00	1	80	1	95	0	86	0	88	0	94	0	89
04:15	1	109	1	98	1	99	0	113	3	86	1	101
04:30	1	125	2	110	2	109	0	89	0	97	1	106
04:45	3	101	2	114	3	116	1	115	1	90	2	107
05:00	2	123	1	136	1	107	0	120	3	110	1	119
05:15	6	135	4	131	4	134	2	139	2	110	4	130
05:30	2	109	3	128	2	120	1	133	3	123	2	123
05:45	4	113	0	122	2	111	2	102	3	97	2	109
06:00	7	109	1	135	6	106	2	112	4	100	4	112
06:15	10	93	12	107	14	82	13	108	7	69	11	92
06:30	4	93	8	90	9	95	8	103	5	77	7	92
06:45	10	57	9	73	7	82	7	84	5	79	8	75
07:00	7	77	7	97	14	54	10	72	11	65	10	73
07:15	18	63	20	84	25	73	17	70	10	73	18	73
07:30	16	75	19	105	26	105	16	70	19	86	19	88
07:45	38	42	16	63	28	75	22	74	24	66	26	64
08:00	37	36	40	45	37	60	52	55	49	38	43	47
08:15	34	50	26	38	31	36	37	41	24	49	30	43
08:30	17	31	23	38	21	34	16	33	16	41	19	35
08:45	25	25	19	32	19	23	23	24	23	37	22	28
09:00	24	27	34	28	32	24	29	18	21	19	28	23
09:15	19	31	25	27	16	24	22	31	17	14	20	25
09:30	23	20	27	26	27	23	21	37	27	30	25	27
09:45	32	13	31	28	24	22	32	23	28	19	29	21
10:00	19	17	25	16	25	19	26	25	23	22	24	20
10:15	16	18	25	9	24	13	27	14	27	20	24	15
10:30	21	8	15	9	27	10	29	21	29	11	24	12
10:45	27	15	19	8	25	8	27	19	36	11	27	12
11:00	33	8	30	10	28	14	27	7	30	18	30	11
11:15	36	16	21	12	30	9	41	9	35	11	33	11
11:30	24	10	35	8	36	13	26	13	27	7	30	10
11:45	29	8	25	11	27	6	32	10	31	7	29	8
Totals	583	2690	571	2875	616	2846	620	2930	586	2710	595	2810
Day Total	3273		3446		3462		3550		3296		3405	
AM Pct	17.8%		16.6%		17.8%		17.5%		17.8%		17.5%	

AECOM

7:00-8:00 AM	79	62	93	65	64	73
7:15-8:15 AM	109	95	116	107	102	106
7:30-8:30 AM	125	101	122	127	116	118
7:45-8:45 AM	126	105	117	127	113	118
8:00-9:00 AM	113	108	108	128	112	114

4:00-5:00 PM	415	417	410	405	367	402.8
4:15-5:15 PM	458	458	431	437	383	433.4
4:30-5:30 PM	484	491	466	463	407	462.2
4:45-5:45 PM	468	509	477	507	433	478.8
5:00-6:00 PM	480	517	472	494	440	480.6

Client: AECOM
 File Number:
 Route: Welch Rd
 Location: Between Oak Rd & S Pasteur Dr

Site Ref: 03
 Direction: SB

Count Date	5/9/2022		5/10/2022		5/11/2022		5/12/2022		5/13/2022		Average	
	AM	PM	AM	PM	AM	PM	AM	PM	AM	PM	AM	PM
00:00	5	38	5	32	3	27	1	25	1	38	3	32
00:15	2	29	0	37	2	29	3	17	4	30	2	28
00:30	2	18	3	26	0	37	3	30	1	34	2	29
00:45	2	21	3	24	1	32	2	31	4	31	2	28
01:00	0	35	0	27	4	42	2	26	4	29	2	32
01:15	2	22	4	26	1	32	0	30	1	30	2	28
01:30	1	27	3	36	5	24	2	30	2	32	3	30
01:45	1	31	0	26	3	27	0	32	1	52	1	34
02:00	0	44	0	38	5	23	1	48	6	32	2	37
02:15	2	33	5	38	4	28	4	59	2	35	3	39
02:30	0	31	3	32	2	42	0	38	1	31	1	35
02:45	3	18	6	27	1	34	2	38	1	38	3	31
03:00	1	23	3	28	0	47	2	34	1	40	1	34
03:15	3	44	3	42	1	32	0	25	0	41	1	37
03:30	5	49	5	61	4	55	3	46	3	45	4	51
03:45	0	37	3	33	2	43	3	37	3	56	2	41
04:00	5	46	1	52	3	39	3	48	1	30	3	43
04:15	5	33	8	38	5	40	7	52	4	43	6	41
04:30	5	42	7	53	10	45	13	52	9	49	9	48
04:45	6	44	13	45	13	37	8	28	10	26	10	36
05:00	10	33	11	32	14	35	16	38	14	47	13	37
05:15	13	39	8	33	7	22	13	40	8	41	10	35
05:30	25	54	26	38	21	32	16	42	18	33	21	40
05:45	22	35	22	33	28	52	27	38	26	34	25	38
06:00	29	26	39	43	39	30	23	34	24	32	31	33
06:15	34	28	36	37	32	13	39	31	40	29	36	28
06:30	31	21	32	29	39	22	36	31	32	21	34	25
06:45	18	25	26	29	29	16	19	15	17	27	22	22
07:00	35	13	34	13	26	12	29	18	23	25	29	16
07:15	41	21	35	28	45	29	47	29	31	19	40	25
07:30	51	19	37	18	46	18	46	18	51	17	46	18
07:45	41	11	43	13	49	13	50	28	46	25	46	18
08:00	35	7	49	15	50	13	40	17	42	14	43	13
08:15	30	10	52	13	38	8	38	16	36	22	39	14
08:30	34	9	45	4	33	11	40	9	37	10	38	9
08:45	36	11	45	11	40	1	36	10	45	13	40	9
09:00	40	7	44	10	41	18	39	9	30	13	39	11
09:15	39	6	39	6	30	4	33	4	37	10	36	6
09:30	46	10	35	12	33	4	39	6	32	3	37	7
09:45	42	5	24	13	38	17	34	7	42	12	36	11
10:00	28	9	27	6	36	2	27	5	28	4	29	5
10:15	28	4	44	6	17	2	33	5	34	5	31	4
10:30	32	3	26	6	30	4	21	8	37	3	29	5
10:45	31	4	31	5	33	3	35	5	27	2	31	4
11:00	29	3	24	4	27	5	34	4	26	7	28	5
11:15	17	7	33	7	26	5	27	7	24	9	25	7
11:30	26	8	30	9	28	6	28	4	43	12	31	8
11:45	28	10	17	6	23	8	28	4	27	1	25	6
Totals	921	1103	989	1200	967	1120	952	1208	936	1232	953	1173
Day Total	2024		2189		2087		2160		2168		2126	
AM Pct	45.5%		45.2%		46.3%		44.1%		43.2%		44.8%	

AECOM

7:00-8:00 AM	168	149	166	172	151	161
7:15-8:15 AM	168	164	190	183	170	175
7:30-8:30 AM	157	181	183	174	175	174
7:45-8:45 AM	140	189	170	168	161	166
8:00-9:00 AM	135	191	161	154	160	160

4:00-5:00 PM	165	188	161	180	148	168.4
4:15-5:15 PM	152	168	157	170	165	162.4
4:30-5:30 PM	158	163	139	158	163	156.2
4:45-5:45 PM	170	148	126	148	147	147.8
5:00-6:00 PM	161	136	141	158	155	150.2

Client: AECOM
 File Number:
 Route: Welch Rd
 Location: Between Oak Rd & S Pasteur Dr

Site Ref: 03
 Direction: NB

Count Date	5/9/2022		5/10/2022		5/11/2022		5/12/2022		5/13/2022		Average	
	AM	PM	AM	PM	AM	PM	AM	PM	AM	PM	AM	PM
00:00	0	16	4	30	8	24	2	32	3	28	3	26
00:15	4	19	2	24	2	28	0	27	6	37	3	27
00:30	2	38	2	34	3	39	1	34	1	31	2	35
00:45	1	35	1	30	3	45	7	44	2	33	3	37
01:00	0	26	2	25	5	27	1	30	1	33	2	28
01:15	0	33	1	35	1	39	2	37	3	27	1	34
01:30	3	28	0	34	1	34	2	24	2	36	2	31
01:45	0	40	2	32	1	42	0	36	0	43	1	39
02:00	1	37	1	31	2	25	0	23	1	32	1	30
02:15	0	38	3	37	5	30	4	31	8	30	4	33
02:30	0	37	26	37	23	41	21	35	21	38	18	38
02:45	0	32	2	32	1	29	1	41	2	54	1	38
03:00	1	33	0	23	0	40	2	26	0	32	1	31
03:15	1	41	2	32	0	30	0	39	3	40	1	36
03:30	0	40	1	34	1	30	0	32	2	31	1	33
03:45	0	40	1	42	1	30	0	31	2	38	1	36
04:00	2	28	0	35	4	37	2	39	2	28	2	33
04:15	1	37	3	38	2	34	0	26	2	45	2	36
04:30	3	27	4	43	2	42	5	22	5	27	4	32
04:45	2	38	4	35	2	35	2	41	6	31	3	36
05:00	3	22	5	36	4	45	10	38	5	36	5	35
05:15	5	30	6	45	10	38	9	33	9	39	8	37
05:30	7	33	7	34	2	45	8	33	8	34	6	36
05:45	9	33	11	38	12	45	7	45	9	36	10	39
06:00	12	44	13	32	17	46	12	43	18	48	14	43
06:15	19	38	29	46	35	61	34	59	26	59	29	53
06:30	16	35	27	41	29	48	23	41	26	52	24	43
06:45	21	28	15	26	16	28	24	30	17	39	19	30
07:00	14	28	18	31	18	28	23	29	11	26	17	28
07:15	28	27	26	25	28	29	16	36	17	16	23	27
07:30	32	23	31	29	26	26	21	24	36	25	29	25
07:45	22	22	46	22	36	25	41	29	28	27	35	25
08:00	21	13	33	25	29	13	28	16	18	10	26	15
08:15	36	11	26	16	41	13	38	18	37	14	36	14
08:30	34	16	39	14	33	12	27	12	25	9	32	13
08:45	23	7	35	8	38	11	30	13	27	9	31	10
09:00	25	5	38	5	17	8	38	6	25	7	29	6
09:15	19	6	20	10	25	11	20	14	25	11	22	10
09:30	20	5	33	13	28	7	21	12	20	11	24	10
09:45	31	13	33	18	23	14	28	13	26	9	28	13
10:00	21	10	24	11	17	8	29	11	26	14	23	11
10:15	26	4	36	13	25	8	24	9	12	11	25	9
10:30	21	12	24	12	23	7	30	4	20	8	24	9
10:45	23	7	14	4	25	7	17	8	29	2	22	6
11:00	17	7	23	4	20	7	34	6	26	7	24	6
11:15	24	5	34	4	16	4	32	6	31	3	27	4
11:30	26	5	33	6	28	9	29	8	26	4	28	6
11:45	16	2	20	1	28	1	29	1	31	5	25	2
Totals	592	1154	760	1232	716	1285	734	1247	686	1265	698	1237
Day Total	1746		1992		2001		1981		1951		1934	
AM Pct	33.9%		38.2%		35.8%		37.1%		35.2%		36.1%	

AECOM

7:00-8:00 AM	96	121	108	101	92	104
7:15-8:15 AM	103	136	119	106	99	113
7:30-8:30 AM	111	136	132	128	119	125
7:45-8:45 AM	113	144	139	134	108	128
8:00-9:00 AM	114	133	141	123	107	124

4:00-5:00 PM	130	151	148	128	131	137.6
4:15-5:15 PM	124	152	156	127	139	139.6
4:30-5:30 PM	117	159	160	134	133	140.6
4:45-5:45 PM	123	150	163	145	140	144.2
5:00-6:00 PM	118	153	173	149	145	147.6

Client: AECOM
 File Number:
 Route: Quarry Rd
 Location: Between Welch Rd & Campus Drive West

Site Ref: 04
 Direction: SB

Count Date	5/9/2022		5/10/2022		5/11/2022		5/12/2022		5/13/2022		Average	
	AM	PM	AM	PM	AM	PM	AM	PM	AM	PM	AM	PM
00:00	2	27	4	32	2	27	4	19	0	24	2	26
00:15	3	25	6	24	3	31	8	37	2	25	4	28
00:30	2	23	3	25	1	32	5	26	4	38	3	29
00:45	0	29	2	29	2	23	4	32	8	27	3	28
01:00	2	20	2	28	0	36	6	42	1	35	2	32
01:15	0	23	2	33	0	34	1	36	0	31	1	31
01:30	2	32	3	25	0	26	2	31	0	39	1	31
01:45	0	27	3	26	4	29	2	20	3	33	2	27
02:00	0	30	3	29	2	31	2	27	2	32	2	30
02:15	3	29	1	30	4	20	2	32	5	27	3	28
02:30	1	27	0	31	2	28	2	43	0	32	1	32
02:45	1	27	0	33	1	26	3	34	4	29	2	30
03:00	3	22	2	39	2	27	1	23	1	27	2	28
03:15	3	33	3	30	5	27	3	36	5	27	4	31
03:30	7	39	7	28	3	46	5	24	6	35	6	34
03:45	5	28	8	28	8	31	5	41	6	36	6	33
04:00	6	32	2	24	4	28	8	30	2	31	4	29
04:15	2	24	3	23	6	37	5	32	8	28	5	29
04:30	8	32	7	26	7	36	12	25	6	16	8	27
04:45	12	39	11	24	9	30	6	27	12	33	10	31
05:00	4	33	6	25	8	33	9	25	5	37	6	31
05:15	12	32	10	34	10	34	8	27	9	24	10	30
05:30	16	36	27	24	23	29	21	23	23	20	22	26
05:45	26	26	28	21	30	25	32	24	20	34	27	26
06:00	23	35	21	27	21	34	21	28	22	27	22	30
06:15	23	27	25	25	23	17	21	16	24	32	23	23
06:30	22	26	29	18	22	22	29	17	19	25	24	22
06:45	17	13	18	13	20	21	18	15	17	26	18	18
07:00	22	12	22	15	24	18	19	27	19	23	21	19
07:15	30	10	28	25	34	18	22	17	21	26	27	19
07:30	28	25	22	25	22	26	18	27	22	19	22	24
07:45	21	21	26	18	34	17	24	19	20	19	25	19
08:00	14	8	16	21	15	11	26	13	12	13	17	13
08:15	24	9	17	13	16	11	39	13	24	11	24	11
08:30	30	12	34	16	23	11	29	17	26	13	28	14
08:45	28	11	27	16	33	9	18	7	35	13	28	11
09:00	14	7	40	9	42	12	40	12	25	20	32	12
09:15	36	6	22	9	34	10	26	18	34	7	30	10
09:30	29	13	33	17	29	9	36	13	29	9	31	12
09:45	34	9	39	13	34	20	33	14	29	9	34	13
10:00	32	15	23	12	26	13	48	10	29	12	32	12
10:15	31	3	30	10	32	9	26	8	32	10	30	8
10:30	29	7	29	4	36	7	24	12	29	3	29	7
10:45	20	7	32	7	31	4	33	6	28	4	29	6
11:00	33	4	32	4	29	7	28	3	32	10	31	6
11:15	21	4	28	5	27	7	32	8	25	4	27	6
11:30	31	6	21	3	34	4	27	1	27	4	28	4
11:45	26	3	32	1	27	4	31	1	35	5	30	3
Totals	738	988	789	997	804	1047	824	1038	747	1064	780	1027
Day Total	1726		1786		1851		1862		1811		1807	
AM Pct	42.8%		44.2%		43.4%		44.3%		41.2%		43.2%	

AECOM

7:00-8:00 AM	101	98	114	83	82	96
7:15-8:15 AM	93	92	105	90	75	91
7:30-8:30 AM	87	81	87	107	78	88
7:45-8:45 AM	89	93	88	118	82	94
8:00-9:00 AM	96	94	87	112	97	97

4:00-5:00 PM	127	97	131	114	108	115.4
4:15-5:15 PM	128	98	136	109	114	117
4:30-5:30 PM	136	109	133	104	110	118.4
4:45-5:45 PM	140	107	126	102	114	117.8
5:00-6:00 PM	127	104	121	99	115	113.2

Client: AECOM
 File Number:
 Route: Quarry Rd
 Location: Between Welch Rd & Campus Drive West

Site Ref: 04
 Direction: NB

Count Date	5/9/2022		5/10/2022		5/11/2022		5/12/2022		5/13/2022		Average	
	AM	PM	AM	PM	AM	PM	AM	PM	AM	PM	AM	PM
00:00	3	0	5	32	4	23	5	30	5	33	4	24
00:15	2	0	3	28	1	29	5	30	4	29	3	23
00:30	1	0	4	29	5	32	4	27	2	40	3	26
00:45	2	0	3	25	6	28	5	9	2	41	4	21
01:00	2	0	4	32	4	34	5	33	1	37	3	27
01:15	2	0	2	25	0	28	1	47	4	37	2	27
01:30	6	0	5	35	3	34	6	41	3	34	5	29
01:45	3	0	4	38	4	26	6	33	4	28	4	25
02:00	1	0	2	26	2	30	2	26	3	30	2	22
02:15	3	0	2	20	1	26	4	37	3	37	3	24
02:30	1	0	1	24	4	34	5	45	3	35	3	28
02:45	1	0	3	38	2	35	2	39	3	38	2	30
03:00	0	16	0	27	2	37	6	35	1	30	2	29
03:15	2	32	0	35	4	33	2	40	1	26	2	33
03:30	1	23	1	30	2	38	2	28	4	32	2	30
03:45	4	38	11	32	1	31	4	26	5	32	5	32
04:00	2	35	3	33	7	35	4	27	5	32	4	32
04:15	7	26	0	31	2	31	6	34	1	34	3	31
04:30	9	37	14	32	4	43	9	37	6	41	8	38
04:45	6	34	10	33	8	37	7	34	7	58	8	39
05:00	8	46	6	43	11	36	7	44	9	39	8	42
05:15	8	50	11	32	7	53	9	43	8	38	9	43
05:30	7	47	10	45	4	46	8	48	4	47	7	47
05:45	10	29	12	30	17	35	15	29	10	34	13	31
06:00	21	43	22	31	17	34	19	40	12	47	18	39
06:15	40	25	22	35	28	35	33	30	34	35	31	32
06:30	39	22	49	21	49	31	47	26	33	42	43	28
06:45	39	20	35	19	31	27	53	20	32	15	38	20
07:00	20	22	23	23	21	21	15	21	30	24	22	22
07:15	27	17	33	16	27	24	24	20	16	19	25	19
07:30	35	16	27	23	38	25	35	25	27	23	32	22
07:45	8	20	41	20	39	20	34	18	29	11	30	18
08:00	0	16	37	21	33	17	35	16	31	21	27	18
08:15	0	11	19	8	25	15	24	15	34	12	20	12
08:30	0	7	44	14	28	11	28	19	29	15	26	13
08:45	0	10	25	16	36	6	28	13	23	11	22	11
09:00	0	15	23	7	27	12	27	10	24	8	20	10
09:15	0	5	16	14	20	18	29	13	24	13	18	13
09:30	0	12	22	10	17	14	24	17	21	18	17	14
09:45	0	10	25	12	32	13	26	10	27	15	22	12
10:00	0	8	19	12	14	15	21	8	22	15	15	12
10:15	0	12	23	11	29	8	30	3	28	8	22	8
10:30	0	4	28	3	20	4	24	5	22	2	19	4
10:45	0	7	30	6	32	3	26	9	34	8	24	7
11:00	0	12	28	8	31	8	29	8	27	13	23	10
11:15	0	7	21	7	34	17	32	12	22	7	22	10
11:30	0	9	26	6	33	11	26	7	31	8	23	8
11:45	0	4	25	5	30	3	20	6	38	4	23	4
Totals	320	747	779	1103	796	1206	818	1193	748	1256	692	1101
Day Total	1067		1882		2002		2011		2004		1793	
AM Pct	30.0%		41.4%		39.8%		40.7%		37.3%		38.6%	

AECOM

7:00-8:00 AM	90	124	125	108	102	110
7:15-8:15 AM	70	138	137	128	103	115
7:30-8:30 AM	43	124	135	128	121	110
7:45-8:45 AM	8	141	125	121	123	104
8:00-9:00 AM	0	125	122	115	117	96

4:00-5:00 PM	132	129	146	132	165	140.8
4:15-5:15 PM	143	139	147	149	172	150
4:30-5:30 PM	167	140	169	158	176	162
4:45-5:45 PM	177	153	172	169	182	170.6
5:00-6:00 PM	172	150	170	164	158	162.8

Client: AECOM
 File Number:
 Route: Palm Dr
 Location: Between Campus Dr & Arboretum Rd

Site Ref: 05
 Direction: SB

Count Date	5/9/2022		5/10/2022		5/11/2022		5/12/2022		5/13/2022		Average	
Count Time	AM	PM	AM	PM	AM	PM	AM	PM	AM	PM	AM	PM
00:00	9	69	2	59	10	62	4	56	13	61	8	61
00:15	6	60	4	44	2	71	3	57	19	70	7	60
00:30	5	49	3	55	4	55	4	68	12	74	6	60
00:45	1	60	4	75	0	75	6	71	10	103	4	77
01:00	1	67	3	50	4	64	0	45	11	74	4	60
01:15	3	66	2	80	3	73	4	80	13	72	5	74
01:30	2	45	1	46	1	66	0	75	14	55	4	57
01:45	4	53	4	51	2	82	3	59	17	65	6	62
02:00	2	57	3	43	1	37	4	61	5	66	3	53
02:15	2	48	2	45	3	53	6	59	3	67	3	54
02:30	4	48	2	53	0	45	3	45	3	53	2	49
02:45	1	51	2	63	4	47	4	46	3	67	3	55
03:00	1	55	4	61	0	54	6	68	2	63	3	60
03:15	2	63	8	48	1	65	1	60	1	65	3	60
03:30	4	44	4	58	1	80	6	46	5	65	4	59
03:45	3	62	6	55	8	72	8	74	8	81	7	69
04:00	2	88	2	74	2	65	6	69	4	71	3	73
04:15	9	68	9	54	11	71	10	80	14	83	11	71
04:30	13	66	10	60	13	63	10	74	17	79	13	68
04:45	26	64	28	76	19	61	28	56	29	80	26	67
05:00	23	57	15	72	28	70	15	49	23	69	21	63
05:15	17	60	31	84	35	69	30	79	21	84	27	75
05:30	28	53	45	71	49	58	39	73	27	64	38	64
05:45	47	61	43	78	48	92	51	72	53	58	48	72
06:00	62	55	67	59	59	70	67	70	48	66	61	64
06:15	82	68	70	68	81	74	70	78	74	82	75	74
06:30	57	75	70	59	69	66	67	76	60	78	65	71
06:45	57	44	67	48	71	69	81	72	58	74	67	61
07:00	58	60	64	55	43	66	49	39	49	75	53	59
07:15	59	39	76	63	64	49	58	61	48	81	61	59
07:30	66	60	80	34	80	51	73	55	50	63	70	53
07:45	76	40	81	42	64	39	91	57	65	51	75	46
08:00	65	32	63	29	83	38	81	49	76	44	74	38
08:15	84	33	88	34	102	37	102	43	106	66	96	43
08:30	108	21	109	43	126	44	103	52	126	36	114	39
08:45	113	38	123	31	115	46	107	49	89	42	109	41
09:00	88	42	114	38	99	39	103	34	106	48	102	40
09:15	119	27	107	37	96	41	113	37	99	41	107	37
09:30	100	28	85	23	103	17	96	32	78	33	92	27
09:45	77	28	98	26	87	33	82	38	80	59	85	37
10:00	83	30	69	20	70	34	55	35	71	40	70	32
10:15	47	24	66	37	66	26	64	38	71	30	63	31
10:30	55	19	72	17	70	19	70	26	55	42	64	25
10:45	50	10	47	11	66	15	86	43	69	30	64	22
11:00	50	14	71	12	67	11	50	26	63	30	60	19
11:15	62	7	75	10	61	13	68	23	68	12	67	13
11:30	58	6	68	10	54	10	58	20	80	12	64	12
11:45	55	3	63	6	81	8	75	18	71	26	69	12
Totals	1946	2217	2130	2267	2126	2465	2120	2593	2087	2850	2082	2478
Day Total	4163		4397		4591		4713		4937		4560	
AM Pct	46.7%		48.4%		46.3%		45.0%		42.3%		45.7%	

AECOM

7:00-8:00 AM	259	301	251	271	212	259
7:15-8:15 AM	266	300	291	303	239	280
7:30-8:30 AM	291	312	329	347	297	315
7:45-8:45 AM	333	341	375	377	373	360
8:00-9:00 AM	370	383	426	393	397	394

4:00-5:00 PM	286	264	260	279	313	280.4
4:15-5:15 PM	255	262	265	259	311	270.4
4:30-5:30 PM	247	292	263	258	312	274.4
4:45-5:45 PM	234	303	258	257	297	269.8

Client: AECOM
 File Number:
 Route: Palm Dr
 Location: Between Campus Dr & Arboretum Rd

Site Ref: 05
 Direction: NB

Count Date	5/9/2022		5/10/2022		5/11/2022		5/12/2022		5/13/2022		Average	
	AM	PM	AM	PM	AM	PM	AM	PM	AM	PM	AM	PM
00:00	6	55	3	53	8	54	8	62	11	68	7	58
00:15	0	34	8	43	4	31	10	56	11	61	7	45
00:30	4	37	6	43	6	50	12	36	8	36	7	40
00:45	4	42	7	47	4	35	6	42	13	46	7	42
01:00	3	46	9	41	12	37	18	48	21	57	13	46
01:15	6	37	6	50	4	66	4	44	9	78	6	55
01:30	2	42	3	52	8	43	2	64	7	64	4	53
01:45	3	31	5	51	5	48	6	47	13	47	6	45
02:00	2	47	3	51	2	56	1	63	5	60	3	55
02:15	1	61	6	68	5	61	2	62	12	57	5	62
02:30	14	64	20	66	14	65	25	71	16	81	18	69
02:45	0	49	2	65	4	55	3	69	3	79	2	63
03:00	0	50	0	70	1	70	2	65	2	63	1	64
03:15	1	66	3	76	0	78	0	69	2	83	1	74
03:30	3	83	2	93	0	72	2	73	2	58	2	76
03:45	1	69	1	85	1	77	1	75	0	60	1	73
04:00	0	58	0	78	4	68	2	90	0	86	1	76
04:15	1	58	2	57	0	77	0	75	4	99	1	73
04:30	11	71	10	83	14	88	18	66	13	84	13	78
04:45	0	81	6	76	3	81	0	92	4	98	3	86
05:00	0	97	1	113	3	100	0	100	2	89	1	100
05:15	0	91	3	122	2	130	4	126	4	100	3	114
05:30	3	78	11	76	3	116	7	92	4	114	6	95
05:45	3	73	4	87	10	112	3	86	3	110	5	94
06:00	6	78	2	76	6	87	3	98	4	86	4	85
06:15	6	67	6	99	2	107	4	96	10	93	6	92
06:30	10	74	25	74	12	88	13	99	18	75	16	82
06:45	11	68	7	92	16	94	8	84	18	72	12	82
07:00	39	74	32	62	24	62	22	88	19	78	27	73
07:15	19	62	28	92	39	76	42	68	29	76	31	75
07:30	29	51	24	102	26	81	33	58	27	78	28	74
07:45	22	46	19	48	26	52	17	70	22	63	21	56
08:00	22	52	20	42	25	54	28	66	23	81	24	59
08:15	9	38	23	52	15	58	19	48	23	47	18	49
08:30	16	36	29	43	40	46	34	56	17	54	27	47
08:45	31	32	39	46	34	52	19	49	19	25	28	41
09:00	25	71	12	31	45	51	26	51	21	30	26	47
09:15	21	38	32	30	37	34	30	44	39	46	32	38
09:30	22	24	26	34	27	33	22	67	32	92	26	50
09:45	38	18	27	40	37	40	31	48	31	45	33	38
10:00	16	15	39	19	32	26	33	48	29	45	30	31
10:15	18	22	21	14	18	18	33	32	31	29	24	23
10:30	27	19	37	20	27	21	25	34	28	18	29	22
10:45	49	9	32	14	28	19	30	32	41	23	36	19
11:00	29	15	31	19	31	24	20	30	40	20	30	22
11:15	40	16	47	10	40	9	47	25	48	22	44	16
11:30	31	14	49	13	39	15	38	36	40	15	39	19
11:45	38	6	39	12	59	7	46	13	58	22	48	12
Totals	642	2365	767	2730	802	2824	759	3013	836	3013	761	2789
Day Total	3007		3497		3626		3772		3849		3550	
AM Pct	21.4%		21.9%		22.1%		20.1%		21.7%		21.4%	

AECOM

7:00-8:00 AM	109	103	115	114	97	108
7:15-8:15 AM	92	91	116	120	101	104
7:30-8:30 AM	82	86	92	97	95	90
7:45-8:45 AM	69	91	106	98	85	90
8:00-9:00 AM	78	111	114	100	82	97

4:00-5:00 PM	268	294	314	323	367	313.2
4:15-5:15 PM	307	329	346	333	370	337
4:30-5:30 PM	340	394	399	384	371	377.6
4:45-5:45 PM	347	387	427	410	401	394.4
5:00-6:00 PM	339	398	458	404	413	402.4

Client: AECOM
 File Number:
 Route: Lasuen St
 Location: Between Campus Dr & Arboretum Rd

Site Ref: 06
 Direction: NB

Count Date	5/9/2022		5/10/2022		5/11/2022		5/12/2022		5/13/2022		Average	
	AM	PM	AM	PM	AM	PM	AM	PM	AM	PM	AM	PM
00:00	0	1	0	3	0	4	0	6	0	1	0	3
00:15	0	9	0	4	1	4	0	6	0	3	0	5
00:30	0	2	1	0	0	2	0	3	0	3	0	2
00:45	0	2	0	1	1	1	0	3	0	3	0	2
01:00	0	5	1	2	0	4	1	4	1	1	1	3
01:15	0	3	0	3	0	4	0	5	0	1	0	3
01:30	1	2	0	4	0	2	0	3	0	5	0	3
01:45	1	3	0	4	0	1	0	0	0	2	0	2
02:00	0	4	0	3	0	3	0	0	0	2	0	2
02:15	0	3	0	3	0	6	0	0	0	6	0	4
02:30	0	3	0	2	0	1	0	4	0	3	0	3
02:45	0	1	0	2	0	1	0	1	0	3	0	2
03:00	0	0	0	2	0	2	0	3	0	2	0	2
03:15	0	0	0	2	0	2	0	3	0	7	0	3
03:30	1	2	0	4	0	4	0	5	0	0	0	3
03:45	0	3	0	4	0	3	0	5	0	3	0	4
04:00	0	4	0	4	0	3	0	4	0	4	0	4
04:15	1	7	0	8	0	3	0	8	1	2	0	6
04:30	0	1	1	2	0	4	0	3	0	4	0	3
04:45	0	5	0	2	0	4	0	3	0	4	0	4
05:00	0	3	0	6	0	7	0	7	0	8	0	6
05:15	0	4	0	4	0	7	0	8	0	11	0	7
05:30	0	2	0	6	0	6	0	5	0	4	0	5
05:45	1	4	0	5	0	4	0	3	0	5	0	4
06:00	0	5	1	7	1	6	0	0	1	1	1	4
06:15	1	3	0	4	1	2	1	6	1	7	1	4
06:30	1	1	1	4	0	2	0	6	0	5	0	4
06:45	0	3	1	1	0	3	0	3	2	9	1	4
07:00	1	1	0	5	1	5	0	2	0	1	0	3
07:15	0	3	2	4	0	2	2	2	1	1	1	2
07:30	1	2	0	3	2	1	2	2	1	0	1	2
07:45	1	0	1	1	0	3	0	3	2	1	1	2
08:00	7	0	2	1	0	2	1	3	0	0	2	1
08:15	0	3	1	1	2	2	1	1	3	0	1	1
08:30	3	0	1	2	1	0	3	1	0	0	2	1
08:45	3	3	0	1	0	2	0	0	1	1	1	1
09:00	1	4	2	1	0	2	0	0	0	0	1	1
09:15	3	0	1	0	2	1	0	0	1	2	1	1
09:30	3	0	0	3	2	2	0	7	1	15	1	5
09:45	3	0	2	1	3	2	2	2	1	6	2	2
10:00	2	0	4	0	1	0	0	0	1	1	2	0
10:15	3	0	0	0	0	1	1	0	0	1	1	0
10:30	2	0	0	1	1	2	2	0	1	1	1	1
10:45	1	0	3	0	1	0	2	0	3	4	2	1
11:00	0	1	1	1	2	0	1	0	0	1	1	1
11:15	5	0	1	0	5	0	3	0	1	0	3	0
11:30	2	0	9	0	6	1	2	1	3	2	4	1
11:45	1	0	1	0	2	0	1	0	2	1	1	0
Totals	49	102	37	121	35	123	25	131	28	147	35	125
Day Total	151	158	158	156	175	160						
AM Pct	32.5%	23.4%	22.2%	16.0%	16.0%	21.8%						

AECOM

7:00-8:00 AM	3	3	3	4	4	3
7:15-8:15 AM	9	5	2	5	4	5
7:30-8:30 AM	9	4	4	4	6	5
7:45-8:45 AM	11	5	3	5	5	6
8:00-9:00 AM	13	4	3	5	4	6

4:00-5:00 PM	17	16	14	18	14	15.8
4:15-5:15 PM	16	18	18	21	18	18.2
4:30-5:30 PM	13	14	22	21	27	19.4
4:45-5:45 PM	14	18	24	23	27	21.2
5:00-6:00 PM	13	21	24	23	28	21.8

Client: AECOM
 File Number:
 Route: Galvez St
 Location: Between Campus Dr & Arboretum Rd

Site Ref: 07
 Direction: SB

Count Date	5/9/2022		5/10/2022		5/11/2022		5/12/2022		5/13/2022		Average	
	AM	PM	AM	PM	AM	PM	AM	PM	AM	PM	AM	PM
00:00	3	27	2	48	4	38	5	54	5	52	4	44
00:15	2	38	4	41	6	41	5	48	3	47	4	43
00:30	5	34	4	25	7	52	2	40	7	57	5	42
00:45	2	50	2	38	3	55	3	54	7	47	3	49
01:00	0	35	3	50	2	48	3	64	2	53	2	50
01:15	3	50	2	44	6	40	2	54	6	43	4	46
01:30	3	28	2	44	2	28	6	42	2	47	3	38
01:45	1	37	1	54	2	37	0	37	3	50	1	43
02:00	0	38	1	49	0	37	2	37	1	37	1	40
02:15	0	38	3	34	0	34	0	38	3	58	1	40
02:30	0	42	0	42	0	44	4	47	2	47	1	44
02:45	0	34	2	47	0	43	2	49	2	51	1	45
03:00	2	63	1	46	1	51	3	46	1	55	2	52
03:15	1	44	1	37	0	41	2	37	1	50	1	42
03:30	3	45	2	45	2	54	2	59	2	50	2	51
03:45	1	46	3	53	2	45	0	53	2	53	2	50
04:00	4	40	2	52	3	55	1	40	2	59	2	49
04:15	2	48	2	54	5	57	4	41	7	39	4	48
04:30	3	48	8	55	3	56	6	78	10	54	6	58
04:45	11	57	13	71	15	67	11	67	10	59	12	64
05:00	23	48	29	66	24	75	32	67	22	75	26	66
05:15	13	42	14	46	13	56	16	54	19	56	15	51
05:30	33	42	33	72	36	59	41	63	26	68	34	61
05:45	46	57	47	69	55	65	51	67	51	55	50	63
06:00	29	49	41	73	33	59	29	70	32	64	33	63
06:15	64	57	52	76	59	60	51	62	51	67	55	64
06:30	45	60	62	43	52	60	58	59	53	46	54	54
06:45	51	55	52	55	67	41	54	68	59	44	57	53
07:00	28	38	35	54	45	62	41	45	44	65	39	53
07:15	48	45	66	60	51	57	42	58	53	60	52	56
07:30	63	39	51	38	49	52	62	39	49	49	55	43
07:45	71	44	72	31	81	36	73	50	70	43	73	41
08:00	77	19	62	35	68	43	74	37	62	38	69	34
08:15	60	27	74	35	68	19	79	49	69	39	70	34
08:30	74	26	72	46	81	40	82	34	69	29	76	35
08:45	68	29	59	20	79	29	73	29	72	37	70	29
09:00	83	29	77	34	97	16	77	20	81	34	83	27
09:15	53	22	72	22	60	20	69	27	58	24	62	23
09:30	65	15	78	20	60	23	63	9	60	24	65	18
09:45	75	16	59	13	45	14	62	19	66	24	61	17
10:00	56	4	55	13	52	18	61	21	53	20	55	15
10:15	52	7	34	10	43	7	38	8	54	16	44	10
10:30	51	7	36	10	49	11	49	12	40	19	45	12
10:45	58	9	41	5	52	14	54	7	45	22	50	11
11:00	47	4	37	8	52	12	50	17	46	18	46	12
11:15	45	14	49	8	57	10	39	7	43	15	47	11
11:30	47	3	50	4	44	7	42	5	42	10	45	6
11:45	53	5	72	6	54	6	59	6	65	3	61	5
Totals	1524	1654	1539	1901	1589	1894	1584	1994	1532	2072	1554	1903
Day Total	3178		3440		3483		3578		3604		3457	
AM Pct	48.0%		44.7%		45.6%		44.3%		42.5%		44.9%	

AECOM

7:00-8:00 AM	210	224	226	218	216	219
7:15-8:15 AM	259	251	249	251	234	249
7:30-8:30 AM	271	259	266	288	250	267
7:45-8:45 AM	282	280	298	308	270	288
8:00-9:00 AM	279	267	296	308	272	284

4:00-5:00 PM	193	232	235	226	211	219.4
4:15-5:15 PM	201	246	255	253	227	236.4
4:30-5:30 PM	195	238	254	266	244	239.4
4:45-5:45 PM	189	255	257	251	258	242
5:00-6:00 PM	189	253	255	251	254	240.4

Client: AECOM
 File Number:
 Route: Galvez St
 Location: Between Campus Dr & Arboretum Rd

Site Ref: 07
 Direction: NB

Count Date	5/9/2022		5/10/2022		5/11/2022		5/12/2022		5/13/2022		Average	
	AM	PM	AM	PM	AM	PM	AM	PM	AM	PM	AM	PM
00:00	6	53	5	36	4	54	6	48	6	57	5	50
00:15	3	45	6	51	3	45	2	53	5	77	4	54
00:30	2	36	7	37	4	48	7	43	7	67	5	46
00:45	1	34	7	49	4	38	2	42	3	53	3	43
01:00	5	65	2	52	2	57	6	69	9	53	5	59
01:15	1	47	6	53	5	51	8	54	7	79	5	57
01:30	3	64	0	59	7	56	4	60	1	78	3	63
01:45	1	54	1	49	3	57	1	48	2	42	2	50
02:00	1	50	7	62	3	57	4	57	4	55	4	56
02:15	2	55	5	42	3	48	4	64	4	57	4	53
02:30	3	83	5	82	12	68	10	71	7	104	7	82
02:45	3	59	1	65	1	63	4	60	2	63	2	62
03:00	1	64	2	77	4	79	1	81	2	89	2	78
03:15	1	103	1	95	0	100	0	93	2	90	1	96
03:30	1	88	0	94	1	75	3	90	1	89	1	87
03:45	0	67	0	76	3	85	1	96	0	82	1	81
04:00	0	90	1	99	1	107	0	98	1	77	1	94
04:15	2	85	2	95	2	85	4	89	1	80	2	87
04:30	4	96	4	80	3	93	6	99	4	87	4	91
04:45	0	88	2	89	3	110	0	123	0	89	1	100
05:00	1	146	1	134	5	127	2	141	2	127	2	135
05:15	0	107	2	117	2	107	1	103	2	109	1	109
05:30	5	93	6	99	3	98	3	95	4	85	4	94
05:45	3	78	4	109	5	106	7	72	3	92	4	91
06:00	7	93	6	100	10	91	9	102	7	98	8	97
06:15	7	100	3	123	8	111	4	98	8	70	6	100
06:30	12	86	19	96	10	83	17	105	22	73	16	89
06:45	16	75	14	91	19	88	17	91	13	63	16	82
07:00	22	74	30	66	29	68	18	71	24	59	25	68
07:15	16	75	26	70	21	63	33	58	16	60	22	65
07:30	20	52	26	93	17	55	27	80	29	65	24	69
07:45	18	75	21	77	31	79	23	76	18	62	22	74
08:00	39	37	24	62	32	57	26	75	28	73	30	61
08:15	31	43	20	48	23	70	23	87	34	60	26	62
08:30	25	42	27	55	22	53	25	58	31	37	26	49
08:45	32	69	28	76	28	58	30	87	35	33	31	65
09:00	29	39	23	34	40	31	24	41	29	40	29	37
09:15	25	23	24	50	37	26	33	41	24	22	29	32
09:30	27	23	28	34	24	17	40	48	42	61	32	37
09:45	35	20	43	27	29	30	28	39	40	47	35	33
10:00	46	18	27	25	27	37	41	22	25	30	33	26
10:15	35	16	28	17	21	26	44	13	30	20	32	18
10:30	38	13	37	14	33	17	39	14	31	20	36	16
10:45	32	6	32	14	32	9	38	12	35	20	34	12
11:00	28	6	27	13	36	11	37	11	32	24	32	13
11:15	42	9	35	8	46	15	42	5	37	26	40	13
11:30	36	9	35	6	44	20	39	9	44	12	40	11
11:45	45	7	52	5	42	11	45	11	57	18	48	10
Totals	712	2760	712	3005	744	2940	788	3103	770	2974	745	2956
Day Total	3472		3717		3684		3891		3744		3702	
AM Pct	20.5%		19.2%		20.2%		20.3%		20.6%		20.1%	

AECOM

7:00-8:00 AM	76	103	98	101	87	93
7:15-8:15 AM	93	97	101	109	91	98
7:30-8:30 AM	108	91	103	99	109	102
7:45-8:45 AM	113	92	108	97	111	104
8:00-9:00 AM	127	99	105	104	128	113

4:00-5:00 PM	359	363	395	409	333	371.8
4:15-5:15 PM	415	398	415	452	383	412.6
4:30-5:30 PM	437	420	437	466	412	434.4
4:45-5:45 PM	434	439	442	462	410	437.4
5:00-6:00 PM	424	459	438	411	413	429

Client: AECOM
 File Number:
 Route: Serra St
 Location: Between El Camino Real & Olmsted Rd

Site Ref: 08
 Direction: SB

Count Date	5/9/2022		5/10/2022		5/11/2022		5/12/2022		5/13/2022		Average	
	AM	PM	AM	PM	AM	PM	AM	PM	AM	PM	AM	PM
00:00	23	40	16	51	16	67	25	61	20	53	20	54
00:15	12	60	13	39	17	51	17	39	21	59	16	50
00:30	13	58	8	59	14	50	13	72	18	49	13	58
00:45	15	57	16	57	20	45	13	48	19	51	17	52
01:00	5	51	9	47	17	47	14	65	14	60	12	54
01:15	16	62	6	36	6	36	8	56	10	53	9	49
01:30	6	45	4	44	10	45	6	56	21	47	9	47
01:45	8	53	6	43	9	65	9	51	14	47	9	52
02:00	4	44	4	41	5	47	4	48	16	46	7	45
02:15	6	45	3	39	6	46	3	51	5	55	5	47
02:30	2	37	2	54	5	43	2	40	6	53	3	45
02:45	1	52	4	42	1	65	5	60	1	61	2	56
03:00	4	30	4	53	4	42	4	52	8	40	5	43
03:15	3	39	2	44	4	45	5	36	2	62	3	45
03:30	2	50	4	47	2	43	3	42	1	53	2	47
03:45	6	42	5	43	4	50	4	54	3	59	4	50
04:00	1	41	2	47	3	54	2	41	7	52	3	47
04:15	3	42	5	40	2	63	5	39	5	66	4	50
04:30	4	41	6	40	8	56	3	40	7	54	6	46
04:45	11	49	12	52	12	62	8	62	10	74	11	60
05:00	12	56	7	56	8	49	7	47	8	64	8	54
05:15	14	51	21	50	10	46	26	55	20	59	18	52
05:30	24	58	19	59	21	66	29	67	27	66	24	63
05:45	38	61	40	65	53	74	39	62	42	65	42	65
06:00	23	61	25	50	19	60	26	55	19	53	22	56
06:15	14	43	30	55	24	65	22	66	20	73	22	60
06:30	31	58	28	59	34	68	25	46	25	91	29	64
06:45	25	66	23	53	30	61	22	33	26	71	25	57
07:00	21	58	26	60	28	70	28	36	27	63	26	57
07:15	33	56	34	56	27	49	27	54	24	53	29	54
07:30	48	50	47	49	35	55	51	58	45	52	45	53
07:45	53	52	64	45	50	50	77	58	52	92	59	59
08:00	41	39	58	41	50	56	35	66	44	58	46	52
08:15	65	42	57	58	52	45	56	50	50	37	56	46
08:30	68	35	57	48	67	55	51	48	49	78	58	53
08:45	62	49	62	54	72	56	76	65	71	54	69	56
09:00	54	51	67	52	63	68	90	50	61	61	67	56
09:15	58	46	62	38	57	56	65	50	54	61	59	50
09:30	44	56	55	48	43	66	73	55	59	52	55	55
09:45	61	46	61	33	61	44	56	53	51	63	58	48
10:00	43	38	44	44	55	48	44	40	42	51	46	44
10:15	42	25	49	32	52	40	39	51	50	38	46	37
10:30	45	20	44	42	39	28	47	40	48	50	45	36
10:45	52	25	51	21	58	26	46	21	56	50	53	29
11:00	47	21	36	29	40	25	46	25	54	50	45	30
11:15	51	21	53	20	59	24	56	18	57	32	55	23
11:30	47	24	39	17	45	15	45	27	53	43	46	25
11:45	54	15	47	15	42	18	51	23	47	39	48	22
Totals	1315	2161	1337	2167	1359	2405	1408	2332	1389	2713	1362	2356
Day Total	3476		3504		3764		3740		4102		3717	
AM Pct	37.8%		38.2%		36.1%		37.6%		33.9%		36.6%	

AECOM

7:00-8:00 AM	155	171	140	183	148	159
7:15-8:15 AM	175	203	162	190	165	179
7:30-8:30 AM	207	226	187	219	191	206
7:45-8:45 AM	227	236	219	219	195	219
8:00-9:00 AM	236	234	241	218	214	229

4:00-5:00 PM	173	179	235	182	246	203
4:15-5:15 PM	188	188	230	188	258	210.4
4:30-5:30 PM	197	198	213	204	251	212.6
4:45-5:45 PM	214	217	223	231	263	229.6
5:00-6:00 PM	226	230	235	231	254	235.2

Client: AECOM
 File Number:
 Route: Serra St
 Location: Between El Camino Real & Olmsted Rd

Site Ref: 08
 Direction: NB

Count Date	5/9/2022		5/10/2022		5/11/2022		5/12/2022		5/13/2022		Average	
	AM	PM	AM	PM	AM	PM	AM	PM	AM	PM	AM	PM
00:00	23	55	16	59	19	61	16	64	17	48	18	57
00:15	13	64	12	40	23	50	26	47	33	58	21	52
00:30	20	64	12	67	23	48	22	52	23	62	20	59
00:45	8	53	17	49	5	46	8	55	18	65	11	54
01:00	12	57	13	48	15	49	12	75	12	63	13	58
01:15	6	62	7	53	9	60	15	47	14	56	10	56
01:30	10	66	10	64	7	58	11	65	23	72	12	65
01:45	5	55	3	44	8	64	8	53	22	65	9	56
02:00	5	60	4	64	8	54	7	60	19	66	9	61
02:15	5	52	14	62	9	47	8	52	18	65	11	56
02:30	8	68	9	59	11	73	16	76	16	72	12	70
02:45	2	79	4	56	3	75	7	62	10	73	5	69
03:00	3	64	6	72	4	70	3	61	3	72	4	68
03:15	1	73	3	80	3	70	3	80	6	86	3	78
03:30	2	68	3	76	4	72	6	76	4	97	4	78
03:45	1	49	1	73	1	64	5	54	3	73	2	63
04:00	4	60	4	69	2	70	4	83	5	82	4	73
04:15	1	71	2	72	4	77	4	74	13	77	5	74
04:30	3	70	5	81	5	86	2	66	7	77	4	76
04:45	4	76	4	79	3	76	3	73	3	79	3	77
05:00	4	81	4	72	5	77	2	77	10	100	5	81
05:15	3	83	4	75	4	74	5	78	9	81	5	78
05:30	5	65	6	71	3	90	5	99	8	94	5	84
05:45	11	70	10	87	11	77	8	88	7	91	9	83
06:00	8	61	8	54	16	75	8	94	16	68	11	70
06:15	7	91	8	77	6	80	7	86	11	87	8	84
06:30	13	81	14	62	16	78	13	90	11	100	13	82
06:45	17	80	16	72	12	66	15	80	14	96	15	79
07:00	12	84	11	79	17	76	14	51	15	100	14	78
07:15	37	72	20	71	15	73	15	53	25	77	22	69
07:30	31	60	22	71	32	74	24	75	30	89	28	74
07:45	34	62	32	64	36	65	31	70	43	78	35	68
08:00	49	60	44	63	44	79	46	68	33	76	43	69
08:15	33	58	36	45	49	69	28	72	49	66	39	62
08:30	50	65	59	49	46	73	33	60	41	71	46	64
08:45	49	46	52	51	42	46	44	69	50	69	47	56
09:00	39	72	48	68	45	50	32	52	40	60	41	60
09:15	43	48	39	59	41	68	48	53	45	76	43	61
09:30	42	63	45	44	47	36	39	66	48	58	44	53
09:45	29	43	40	44	26	56	48	63	46	49	38	51
10:00	45	31	50	41	40	46	35	53	39	48	42	44
10:15	48	42	47	40	45	51	42	49	56	38	48	44
10:30	44	34	35	42	49	43	41	44	60	59	46	44
10:45	37	29	36	33	37	37	38	41	47	60	39	40
11:00	39	30	39	29	35	22	54	20	50	37	43	28
11:15	54	24	37	25	37	27	40	26	64	55	46	31
11:30	46	20	51	19	47	25	67	27	56	48	53	28
11:45	67	19	53	28	53	21	48	36	64	35	57	28
Totals	1032	2840	1015	2802	1022	2924	1016	3015	1256	3374	1068	2991
Day Total	3872		3817		3946		4031		4630		4059	
AM Pct	26.7%		26.6%		25.9%		25.2%		27.1%		26.3%	

AECOM

7:00-8:00 AM	114	85	100	84	113	99
7:15-8:15 AM	151	118	127	116	131	129
7:30-8:30 AM	147	134	161	129	155	145
7:45-8:45 AM	166	171	175	138	166	163
8:00-9:00 AM	181	191	181	151	173	175

4:00-5:00 PM	277	301	309	296	315	299.6
4:15-5:15 PM	298	304	316	290	333	308.2
4:30-5:30 PM	310	307	313	294	337	312.2
4:45-5:45 PM	305	297	317	327	354	320
5:00-6:00 PM	299	305	318	342	366	326

Client: AECOM
 File Number:
 Route: Yale St
 Location: Between Olmsted Rd & Stanford Ave

Site Ref: 09
 Direction: WB

Count Date	5/9/2022		5/10/2022		5/11/2022		5/12/2022		5/13/2022		Average	
	AM	PM	AM	PM	AM	PM	AM	PM	AM	PM	AM	PM
00:00	0	14	2	5	1	12	0	11	0	7	1	10
00:15	1	13	1	6	1	8	1	6	1	11	1	9
00:30	2	5	0	7	1	6	2	4	2	6	1	6
00:45	2	7	0	9	0	15	0	12	0	13	0	11
01:00	1	4	0	8	0	7	1	8	1	9	1	7
01:15	2	12	0	13	1	9	1	10	2	9	1	11
01:30	0	8	1	6	0	3	0	4	0	5	0	5
01:45	0	9	1	14	0	9	0	6	0	12	0	10
02:00	0	9	0	9	0	11	0	11	0	12	0	10
02:15	1	8	0	6	0	9	0	10	2	6	1	8
02:30	0	11	0	9	0	11	0	7	1	11	0	10
02:45	0	10	0	9	0	14	0	7	1	8	0	10
03:00	0	6	0	5	0	6	0	14	0	6	0	7
03:15	0	10	0	6	0	11	2	6	0	12	0	9
03:30	0	5	0	9	0	8	0	13	0	10	0	9
03:45	0	6	0	18	1	10	0	12	0	14	0	12
04:00	0	15	0	9	0	11	0	13	0	6	0	11
04:15	0	9	0	11	0	10	0	9	0	7	0	9
04:30	0	12	0	8	0	5	0	8	1	10	0	9
04:45	1	6	1	11	0	9	0	9	0	16	0	10
05:00	0	15	1	5	0	6	0	10	0	8	0	9
05:15	1	12	0	15	0	11	0	14	1	10	0	12
05:30	1	12	1	12	0	10	0	17	1	14	1	13
05:45	0	10	1	16	0	14	1	17	1	19	1	15
06:00	0	14	0	13	0	10	1	15	0	22	0	15
06:15	1	15	1	11	1	13	1	14	1	20	1	15
06:30	3	8	3	15	6	9	2	15	6	12	4	12
06:45	4	16	3	10	4	17	4	10	5	9	4	12
07:00	5	10	2	10	6	9	4	10	5	15	4	11
07:15	6	8	4	9	5	12	9	15	2	9	5	11
07:30	8	7	5	11	9	7	5	11	5	12	6	10
07:45	8	9	7	19	3	8	2	17	7	10	5	13
08:00	10	11	10	13	11	7	7	10	13	11	10	10
08:15	22	5	12	13	15	13	13	7	13	12	15	10
08:30	14	16	15	8	14	14	12	9	14	19	14	13
08:45	15	7	21	9	9	8	9	9	8	14	12	9
09:00	10	6	10	11	9	4	14	8	16	7	12	7
09:15	10	6	13	8	11	7	8	5	8	4	10	6
09:30	4	7	5	8	6	10	15	5	10	6	8	7
09:45	8	5	5	5	8	6	9	6	8	9	8	6
10:00	5	7	7	11	13	7	0	10	9	7	7	8
10:15	9	4	9	5	8	4	9	6	9	5	9	5
10:30	5	2	4	4	4	5	6	7	3	8	4	5
10:45	4	3	5	4	6	2	9	5	6	5	6	4
11:00	6	0	7	1	7	2	10	2	9	7	8	2
11:15	6	2	1	1	10	3	6	1	8	2	6	2
11:30	6	1	4	1	4	3	7	3	13	3	7	2
11:45	4	1	11	0	9	3	11	3	7	0	8	1
Totals	185	398	173	426	183	408	181	441	199	469	184	428
Day Total	583	599	591	622	668	613						
AM Pct	31.7%	28.9%	31.0%	29.1%	29.8%	30.1%						

AECOM

7:00-8:00 AM	27	18	23	20	19	21
7:15-8:15 AM	32	26	28	23	27	27
7:30-8:30 AM	48	34	38	27	38	37
7:45-8:45 AM	54	44	43	34	47	44
8:00-9:00 AM	61	58	49	41	48	51

4:00-5:00 PM	42	39	35	39	39	38.8
4:15-5:15 PM	42	35	30	36	41	36.8
4:30-5:30 PM	45	39	31	41	44	40
4:45-5:45 PM	45	43	36	50	48	44.4
5:00-6:00 PM	49	48	41	58	51	49.4

Client: AECOM
 File Number:
 Route: Yale St
 Location: Between Olmsted Rd & Stanford Ave

Site Ref: 09
 Direction: EB

Count Date	5/9/2022		5/10/2022		5/11/2022		5/12/2022		5/13/2022		Average	
	AM	PM	AM	PM	AM	PM	AM	PM	AM	PM	AM	PM
00:00	2	9	3	4	0	9	2	8	0	12	1	8
00:15	0	13	2	4	0	9	2	6	1	3	1	7
00:30	1	9	1	13	1	11	0	7	0	12	1	10
00:45	0	7	0	5	1	6	1	8	0	6	0	6
01:00	2	5	0	6	1	9	0	3	0	11	1	7
01:15	2	3	0	11	0	10	0	7	4	4	1	7
01:30	0	8	1	4	0	9	0	5	0	7	0	7
01:45	0	9	0	8	0	13	0	5	0	7	0	8
02:00	0	10	0	8	0	10	0	13	0	11	0	10
02:15	0	10	0	4	0	5	0	7	1	10	0	7
02:30	0	7	0	11	0	10	0	6	1	5	0	8
02:45	0	9	0	4	0	8	0	4	0	6	0	6
03:00	0	2	0	8	1	9	0	11	0	12	0	8
03:15	0	7	0	10	0	11	0	6	0	8	0	8
03:30	0	6	1	3	0	10	0	11	0	8	0	8
03:45	0	9	0	10	0	4	0	8	0	6	0	7
04:00	0	11	0	19	0	8	1	9	0	12	0	12
04:15	0	6	0	5	0	3	1	9	0	11	0	7
04:30	0	14	0	7	0	8	0	6	0	15	0	10
04:45	0	9	0	11	0	12	1	12	2	9	1	11
05:00	0	13	2	12	0	7	0	9	1	20	1	12
05:15	2	7	3	12	1	10	0	11	1	14	1	11
05:30	1	12	2	16	1	19	2	15	1	8	1	14
05:45	0	10	0	19	1	11	1	18	2	17	1	15
06:00	0	10	1	10	0	10	0	10	0	17	0	11
06:15	1	15	1	20	3	14	1	10	0	16	1	15
06:30	1	15	1	14	1	15	3	11	0	12	1	13
06:45	4	11	2	14	1	13	2	11	4	19	3	14
07:00	1	6	1	8	2	17	3	10	3	7	2	10
07:15	2	10	4	9	3	12	2	10	3	11	3	10
07:30	5	5	9	7	7	11	8	14	2	10	6	9
07:45	14	2	9	5	10	8	12	13	13	6	12	7
08:00	14	6	11	7	14	10	21	4	13	4	15	6
08:15	11	7	9	5	6	6	13	10	9	10	10	8
08:30	11	3	12	3	13	3	7	7	12	7	11	5
08:45	9	8	5	5	10	6	8	6	5	4	7	6
09:00	7	3	17	6	9	2	8	8	11	6	10	5
09:15	4	0	9	5	5	3	10	6	8	4	7	4
09:30	8	3	8	8	7	8	7	7	13	4	9	6
09:45	10	6	6	8	7	1	12	5	12	2	9	4
10:00	2	1	7	2	12	1	6	2	5	6	6	2
10:15	6	4	5	4	6	0	10	2	5	8	6	4
10:30	8	2	2	1	8	4	5	1	7	6	6	3
10:45	6	3	6	2	7	0	5	1	8	0	6	1
11:00	5	0	7	1	13	2	9	4	11	5	9	2
11:15	9	1	8	1	8	3	2	0	7	7	7	2
11:30	6	0	6	1	7	2	10	2	9	2	8	1
11:45	6	1	6	1	2	1	11	1	11	3	7	1
Totals	160	327	167	361	168	373	186	359	185	410	173	366
Day Total	487		528		541		545		595		539	
AM Pct	32.9%		31.6%		31.1%		34.1%		31.1%		32.1%	

AECOM

7:00-8:00 AM	22	23	22	25	21	23
7:15-8:15 AM	35	33	34	43	31	35
7:30-8:30 AM	44	38	37	54	37	42
7:45-8:45 AM	50	41	43	53	47	47
8:00-9:00 AM	45	37	43	49	39	43

4:00-5:00 PM	40	42	31	36	47	39.2
4:15-5:15 PM	42	35	30	36	55	39.6
4:30-5:30 PM	43	42	37	38	58	43.6
4:45-5:45 PM	41	51	48	47	51	47.6
5:00-6:00 PM	42	59	47	53	59	52

Client: AECOM
 File Number:
 Route: Wellesley St
 Location: Between Olmsted Rd & Stanford Ave

Site Ref: 10
 Direction: WB

Count Date	5/9/2022		5/10/2022		5/11/2022		5/12/2022		5/13/2022		Average	
	AM	PM	AM	PM	AM	PM	AM	PM	AM	PM	AM	PM
00:00	0	6	1	6	1	8	1	3	5	5	2	6
00:15	1	5	0	6	1	5	5	1	1	9	2	5
00:30	2	4	3	6	1	6	1	10	2	7	2	7
00:45	1	3	2	10	1	7	2	7	1	5	1	6
01:00	2	8	0	4	0	3	1	10	1	4	1	6
01:15	1	11	0	4	1	9	1	6	2	7	1	7
01:30	2	5	0	6	0	5	1	8	1	7	1	6
01:45	0	2	0	1	1	7	1	2	4	5	1	3
02:00	0	3	0	2	0	5	3	7	0	7	1	5
02:15	0	1	0	3	0	1	0	3	0	3	0	2
02:30	0	7	0	6	0	3	0	9	0	10	0	7
02:45	0	5	0	7	1	2	0	9	1	5	0	6
03:00	0	2	0	2	0	6	0	8	0	8	0	5
03:15	0	5	3	5	0	5	1	9	0	5	1	6
03:30	0	6	0	6	0	7	0	6	0	6	0	6
03:45	0	2	1	6	0	4	1	4	0	2	0	4
04:00	0	7	1	9	0	13	0	6	0	10	0	9
04:15	1	5	0	4	2	12	0	8	2	9	1	8
04:30	0	9	0	6	0	3	0	6	0	9	0	7
04:45	0	8	0	8	0	3	0	6	0	11	0	7
05:00	0	8	0	3	0	4	1	9	2	10	1	7
05:15	1	7	2	8	0	10	0	6	1	9	1	8
05:30	0	8	0	11	0	9	0	13	0	15	0	11
05:45	0	11	0	11	0	9	1	6	0	10	0	9
06:00	1	9	2	13	1	6	1	7	2	14	1	10
06:15	2	7	1	10	3	11	1	11	0	6	1	9
06:30	0	7	1	3	1	3	2	18	0	12	1	9
06:45	1	8	1	12	2	9	1	9	1	14	1	10
07:00	0	12	0	6	2	17	0	2	0	10	0	9
07:15	2	9	5	12	3	7	1	11	1	7	2	9
07:30	2	6	1	6	3	8	1	8	3	9	2	7
07:45	1	8	4	7	3	11	4	9	3	10	3	9
08:00	5	5	1	6	5	10	6	5	2	9	4	7
08:15	0	7	1	2	2	2	1	11	1	12	1	7
08:30	6	7	7	5	4	9	3	10	3	10	5	8
08:45	4	9	4	2	1	8	6	11	2	6	3	7
09:00	5	7	5	4	6	6	1	9	4	9	4	7
09:15	3	5	7	8	2	7	6	9	9	5	5	7
09:30	4	3	7	8	6	14	5	6	6	9	6	8
09:45	5	4	2	6	1	4	3	5	4	8	3	5
10:00	0	3	1	3	3	8	3	4	4	2	2	4
10:15	3	6	2	7	2	9	4	2	7	8	4	6
10:30	5	3	5	4	1	7	5	4	7	4	5	4
10:45	6	2	6	2	7	6	6	7	5	9	6	5
11:00	5	4	6	3	4	8	10	6	3	3	6	5
11:15	6	5	6	2	5	2	6	2	3	3	5	3
11:30	1	2	4	2	5	2	5	6	5	4	4	3
11:45	7	3	4	2	3	0	3	4	4	3	4	2
Totals	85	279	96	275	84	320	104	338	102	364	94	315
Day Total	364	371	404	442	466	409						
AM Pct	23.4%	25.9%	20.8%	23.5%	21.9%	23.0%						

AECOM

7:00-8:00 AM	5	10	11	6	7	8
7:15-8:15 AM	10	11	14	12	9	11
7:30-8:30 AM	8	7	13	12	9	10
7:45-8:45 AM	12	13	14	14	9	12
8:00-9:00 AM	15	13	12	16	8	13

4:00-5:00 PM	29	27	31	26	39	30.4
4:15-5:15 PM	30	21	22	29	39	28.2
4:30-5:30 PM	32	25	20	27	39	28.6
4:45-5:45 PM	31	30	26	34	45	33.2
5:00-6:00 PM	34	33	32	34	44	35.4

Client: AECOM
 File Number:
 Route: Wellesley St
 Location: Between Olmsted Rd & Stanford Ave

Site Ref: 10
 Direction: EB

Count Date	5/9/2022		5/10/2022		5/11/2022		5/12/2022		5/13/2022		Average	
	AM	PM	AM	PM	AM	PM	AM	PM	AM	PM	AM	PM
00:00	0	4	0	5	0	5	0	7	2	8	0	6
00:15	0	7	0	6	0	8	1	3	1	7	0	6
00:30	2	7	0	5	0	3	0	10	1	7	1	6
00:45	0	3	1	4	0	5	2	8	0	5	1	5
01:00	0	4	1	10	0	6	2	12	1	6	1	8
01:15	1	2	1	4	0	5	0	8	2	6	1	5
01:30	0	6	0	4	1	5	1	3	1	8	1	5
01:45	1	5	1	6	0	5	2	4	1	2	1	4
02:00	0	1	0	4	0	4	2	3	0	10	0	4
02:15	1	2	0	7	0	7	0	6	0	6	0	6
02:30	0	2	0	3	0	2	0	5	0	8	0	4
02:45	1	6	1	2	0	1	0	5	0	12	0	5
03:00	0	0	0	5	0	7	0	6	0	7	0	5
03:15	0	8	1	8	0	8	1	8	0	7	0	8
03:30	0	4	0	6	0	3	0	6	0	10	0	6
03:45	0	7	0	8	0	9	1	11	0	5	0	8
04:00	0	6	0	8	0	5	0	7	0	10	0	7
04:15	0	7	0	7	2	8	0	5	1	7	1	7
04:30	2	7	0	11	0	9	0	6	0	9	0	8
04:45	1	6	0	6	0	4	1	13	0	11	0	8
05:00	0	10	0	8	0	7	1	13	0	10	0	10
05:15	0	10	1	4	1	11	1	7	2	11	1	9
05:30	0	7	1	10	0	8	0	6	0	14	0	9
05:45	0	6	0	14	1	9	0	6	0	14	0	10
06:00	1	9	0	9	1	8	1	9	1	12	1	9
06:15	1	10	1	8	2	10	0	8	0	15	1	10
06:30	3	6	1	12	3	11	0	12	0	10	1	10
06:45	3	8	1	12	3	6	2	12	2	15	2	11
07:00	2	10	2	11	3	11	1	9	0	18	2	12
07:15	3	8	3	6	4	7	2	7	5	13	3	8
07:30	2	8	10	10	6	6	7	10	6	11	6	9
07:45	6	3	6	3	5	4	11	7	5	4	7	4
08:00	4	7	6	6	3	13	3	8	4	2	4	7
08:15	6	9	5	8	1	4	4	12	2	10	4	9
08:30	6	5	4	3	0	5	5	1	9	5	5	4
08:45	7	4	8	6	11	7	5	7	5	4	7	6
09:00	5	7	1	9	4	6	5	10	6	3	4	7
09:15	7	4	3	6	5	4	6	5	6	5	5	5
09:30	7	0	5	4	5	7	5	6	9	5	6	4
09:45	5	5	5	1	5	5	4	5	9	3	6	4
10:00	0	2	3	2	3	4	1	4	4	3	2	3
10:15	2	1	2	4	2	3	7	1	6	7	4	3
10:30	2	1	8	0	6	4	6	2	3	5	5	2
10:45	6	1	3	0	3	2	7	4	6	3	5	2
11:00	3	0	7	1	5	3	4	5	2	3	4	2
11:15	6	2	7	3	5	4	7	4	9	1	7	3
11:30	6	1	10	1	7	2	6	3	6	5	7	2
11:45	7	1	6	1	8	1	9	0	8	1	8	1
Totals	109	239	115	281	105	281	123	319	125	363	115	297
Day Total	348	396	386	442	488	412						
AM Pct	31.3%	29.0%	27.2%	27.8%	25.6%	28.0%						

AECOM

7:00-8:00 AM	13	21	18	21	16	18
7:15-8:15 AM	15	25	18	23	20	20
7:30-8:30 AM	18	27	15	25	17	20
7:45-8:45 AM	22	21	9	23	20	19
8:00-9:00 AM	23	23	15	17	20	20

4:00-5:00 PM	26	32	26	31	37	30.4
4:15-5:15 PM	30	32	28	37	37	32.8
4:30-5:30 PM	33	29	31	39	41	34.6
4:45-5:45 PM	33	28	30	39	46	35.2
5:00-6:00 PM	33	36	35	32	49	37

Client: AECOM
 File Number:
 Route: Oberlin St
 Location: Between Olmsted Rd & Stanford Ave

Site Ref: 11
 Direction: WB

Count Date	5/9/2022		5/10/2022		5/11/2022		5/12/2022		5/13/2022		Average	
	AM	PM	AM	PM	AM	PM	AM	PM	AM	PM	AM	PM
00:00	3	5	0	2	0	0	1	4	0	4	1	3
00:15	0	2	0	1	0	4	0	5	0	6	0	4
00:30	0	5	1	5	0	3	0	3	0	3	0	4
00:45	0	2	0	5	0	7	0	5	0	2	0	4
01:00	0	4	0	3	1	2	1	4	1	4	1	3
01:15	1	3	0	1	0	7	1	4	0	1	0	3
01:30	0	4	0	3	2	14	0	3	0	7	0	6
01:45	1	1	0	5	0	3	1	4	1	5	1	4
02:00	1	6	0	5	0	6	0	7	0	7	0	6
02:15	0	6	1	7	0	2	0	9	1	10	0	7
02:30	0	5	0	6	0	3	0	6	0	10	0	6
02:45	0	3	0	5	0	3	0	7	0	5	0	5
03:00	0	2	0	2	0	3	0	3	0	3	0	3
03:15	0	7	0	2	0	5	0	3	0	3	0	4
03:30	0	1	0	3	0	3	0	9	0	5	0	4
03:45	0	3	1	4	0	3	0	2	0	4	0	3
04:00	0	3	0	1	0	1	0	2	0	9	0	3
04:15	0	3	0	3	0	4	0	7	0	4	0	4
04:30	0	1	0	10	0	2	0	4	0	4	0	4
04:45	0	1	0	4	0	1	0	5	0	3	0	3
05:00	0	4	0	1	0	6	0	5	0	13	0	6
05:15	1	3	0	3	0	4	0	4	0	7	0	4
05:30	0	6	1	6	3	6	3	6	1	4	2	6
05:45	2	11	3	3	0	5	2	8	1	1	2	6
06:00	0	4	0	3	3	6	0	4	2	8	1	5
06:15	0	8	2	4	0	4	1	4	1	7	1	5
06:30	3	2	0	3	4	6	2	9	3	4	2	5
06:45	1	3	2	3	1	2	0	5	1	4	1	3
07:00	3	3	3	5	1	3	0	2	3	3	2	3
07:15	4	1	0	5	2	7	5	1	1	5	2	4
07:30	4	3	2	7	5	2	2	3	5	4	4	4
07:45	23	7	31	3	21	3	25	1	23	3	25	3
08:00	37	5	35	1	36	4	43	5	39	3	38	4
08:15	6	6	3	3	3	3	2	6	3	5	3	5
08:30	7	1	6	3	5	0	5	2	7	1	6	1
08:45	2	2	1	1	4	1	5	0	5	4	3	2
09:00	5	2	5	4	6	1	2	3	6	2	5	2
09:15	7	1	5	2	5	0	7	5	5	3	6	2
09:30	2	2	4	5	6	0	3	4	7	1	4	2
09:45	0	2	2	1	3	0	5	1	4	6	3	2
10:00	3	1	4	3	2	4	0	5	2	6	2	4
10:15	2	1	2	2	1	0	0	3	0	3	1	2
10:30	1	0	0	1	0	1	0	2	0	1	0	1
10:45	1	1	5	2	2	1	2	2	3	0	3	1
11:00	4	1	3	1	2	1	6	1	0	0	3	1
11:15	2	1	3	1	6	1	1	0	4	1	3	1
11:30	1	1	2	0	1	4	5	0	6	1	3	1
11:45	4	0	4	0	1	0	2	0	3	0	3	0
Totals	131	149	131	153	126	151	132	187	138	199	132	168
Day Total	280		284		277		319		337		299	
AM Pct	46.8%		46.1%		45.5%		41.4%		40.9%		44.0%	

AECOM

7:00-8:00 AM	34	36	29	32	32	33
7:15-8:15 AM	68	68	64	75	68	69
7:30-8:30 AM	70	71	65	72	70	70
7:45-8:45 AM	73	75	65	75	72	72
8:00-9:00 AM	52	45	48	55	54	51

4:00-5:00 PM	8	18	8	18	20	14.4
4:15-5:15 PM	9	18	13	21	24	17
4:30-5:30 PM	9	18	13	18	27	17
4:45-5:45 PM	14	14	17	20	27	18.4
5:00-6:00 PM	24	13	21	23	25	21.2

Client: AECOM
 File Number:
 Route: Oberlin St
 Location: Between Olmsted Rd & Stanford Ave

Site Ref: 11
 Direction: EB

Count Date Count Time	5/9/2022		5/10/2022		5/11/2022		5/12/2022		5/13/2022		Average	
	AM	PM	AM	PM	AM	PM	AM	PM	AM	PM	AM	PM
00:00	0	4	1	1	0	1	0	2	1	5	0	3
00:15	1	2	0	4	0	4	1	1	0	2	0	3
00:30	0	4	0	6	1	6	1	6	0	8	0	6
00:45	1	2	0	7	0	5	0	3	0	6	0	5
01:00	1	4	0	4	0	6	0	9	0	11	0	7
01:15	0	2	0	3	0	4	0	6	0	1	0	3
01:30	1	3	0	3	0	8	0	2	0	6	0	4
01:45	0	2	0	6	0	6	0	5	0	2	0	4
02:00	0	3	0	3	0	3	0	3	1	6	0	4
02:15	0	3	1	3	0	7	0	0	1	2	0	3
02:30	0	5	0	2	0	5	0	9	0	2	0	5
02:45	0	7	0	6	0	8	0	6	1	5	0	6
03:00	0	4	0	3	0	5	0	3	0	3	0	4
03:15	0	4	0	4	0	8	0	6	0	8	0	6
03:30	0	4	0	3	0	3	0	5	0	2	0	3
03:45	0	3	0	5	0	3	0	4	0	4	0	4
04:00	0	3	0	7	0	4	0	5	0	4	0	5
04:15	0	7	0	7	0	4	0	6	0	8	0	6
04:30	0	5	0	6	0	4	0	5	0	6	0	5
04:45	0	3	0	5	0	6	1	2	0	6	0	4
05:00	0	10	0	7	0	6	1	13	2	11	1	9
05:15	1	7	0	6	0	7	0	3	0	10	0	7
05:30	0	4	0	3	0	5	1	8	1	8	0	6
05:45	0	7	0	11	1	8	0	6	1	4	0	7
06:00	1	7	0	9	1	6	1	7	0	12	1	8
06:15	1	2	0	7	1	2	0	4	1	8	1	5
06:30	1	4	2	8	2	3	0	5	3	5	2	5
06:45	2	8	1	6	1	2	1	6	0	9	1	6
07:00	1	1	1	3	3	6	1	2	1	3	1	3
07:15	2	6	1	8	2	3	1	4	1	8	1	6
07:30	3	2	4	2	3	3	3	3	4	5	3	3
07:45	6	1	5	3	6	5	5	3	7	3	6	3
08:00	3	2	2	2	8	3	6	1	8	4	5	2
08:15	4	6	5	6	3	2	3	4	3	2	4	4
08:30	4	1	4	1	3	1	2	3	6	3	4	2
08:45	6	2	5	2	8	0	3	1	3	1	5	1
09:00	4	0	8	0	4	2	1	1	4	1	4	1
09:15	4	2	4	0	5	1	5	4	3	4	4	2
09:30	3	1	5	3	4	2	5	2	5	0	4	2
09:45	4	0	3	2	1	2	6	1	2	2	3	1
10:00	8	0	7	0	3	2	5	0	4	0	5	0
10:15	4	1	3	1	4	0	1	0	3	1	3	1
10:30	4	1	1	3	2	0	0	2	2	0	2	1
10:45	1	1	3	1	5	4	4	1	5	1	4	2
11:00	2	1	0	0	1	2	1	1	3	0	1	1
11:15	4	2	2	0	5	0	5	0	4	0	4	0
11:30	3	1	5	2	2	0	2	0	6	1	4	1
11:45	5	0	4	0	7	2	3	3	6	1	5	1
Totals	85	154	77	184	86	179	69	176	92	204	82	179
Day Total	239		261		265		245		296		261	
AM Pct	35.6%		29.5%		32.5%		28.2%		31.1%		31.3%	

AECOM

7:00-8:00 AM	12	11	14	10	13	12
7:15-8:15 AM	14	12	19	15	20	16
7:30-8:30 AM	16	16	20	17	22	18
7:45-8:45 AM	17	16	20	16	24	19
8:00-9:00 AM	17	16	22	14	20	18

4:00-5:00 PM	18	25	18	18	24	20.6
4:15-5:15 PM	25	25	20	26	31	25.4
4:30-5:30 PM	25	24	23	23	33	25.6
4:45-5:45 PM	24	21	24	26	35	26
5:00-6:00 PM	28	27	26	30	33	28.8

Client: AECOM
 File Number:
 Route: Olmsted Rd
 Location: North of Escondido Rd

Site Ref: 12
 Direction: NB

Count Date	5/9/2022		5/10/2022		5/11/2022		5/12/2022		5/13/2022		Average	
	AM	PM	AM	PM	AM	PM	AM	PM	AM	PM	AM	PM
00:00	0	3	0	1	0	3	0	1	0	3	0	2
00:15	0	2	0	5	1	1	0	0	0	4	0	2
00:30	0	2	0	1	0	4	0	2	1	1	0	2
00:45	0	1	0	5	0	2	1	1	0	4	0	3
01:00	0	1	0	1	0	0	0	4	0	6	0	2
01:15	0	1	1	1	0	10	0	1	0	1	0	3
01:30	0	3	0	2	0	12	0	3	0	3	0	5
01:45	0	1	0	1	0	0	0	1	0	0	0	1
02:00	1	3	0	2	0	2	0	3	0	5	0	3
02:15	0	6	0	7	0	1	0	4	0	5	0	5
02:30	0	3	0	4	0	2	0	2	0	3	0	3
02:45	0	6	0	5	0	2	0	7	0	9	0	6
03:00	0	2	0	2	0	0	1	2	0	7	0	3
03:15	0	0	0	3	0	0	0	0	0	2	0	1
03:30	0	1	0	2	0	1	0	1	0	1	0	1
03:45	0	1	0	1	0	2	0	5	0	9	0	4
04:00	0	8	0	3	0	3	0	5	0	2	0	4
04:15	0	3	0	4	1	4	0	1	0	1	0	3
04:30	0	5	1	3	0	3	1	2	1	1	1	3
04:45	0	1	0	1	0	3	1	5	1	4	0	3
05:00	0	6	0	7	0	1	0	4	0	5	0	5
05:15	0	2	1	2	0	3	0	2	0	5	0	3
05:30	0	2	1	6	0	4	0	2	1	4	0	4
05:45	1	7	1	3	0	4	0	3	1	2	1	4
06:00	1	4	2	4	4	2	3	4	2	2	2	3
06:15	5	3	4	2	3	4	2	4	1	2	3	3
06:30	3	3	6	4	5	2	6	4	7	3	5	3
06:45	2	3	0	2	2	2	1	2	1	4	1	3
07:00	2	2	2	1	0	3	1	2	1	0	1	2
07:15	0	3	1	2	2	2	2	1	2	1	1	2
07:30	5	1	4	1	4	2	5	1	5	0	5	1
07:45	0	2	9	3	7	1	4	0	7	2	5	2
08:00	23	2	14	1	17	2	21	1	13	0	18	1
08:15	3	0	4	1	4	2	2	1	2	2	3	1
08:30	2	3	1	0	2	0	0	0	0	0	1	1
08:45	3	0	1	0	3	1	2	0	1	0	2	0
09:00	1	0	7	0	3	1	6	0	4	0	4	0
09:15	3	0	5	0	3	0	3	0	3	0	3	0
09:30	1	0	1	1	1	0	0	3	0	0	1	1
09:45	1	0	0	0	1	1	2	0	1	1	1	0
10:00	1	0	1	1	1	1	1	0	2	0	1	0
10:15	1	0	0	0	1	2	0	0	0	0	0	0
10:30	0	0	1	1	2	0	2	2	1	0	1	1
10:45	1	0	0	0	2	0	2	0	1	0	1	0
11:00	3	0	3	1	1	0	2	0	4	1	3	0
11:15	1	0	5	0	2	1	2	0	6	0	3	0
11:30	2	0	6	0	4	0	4	0	1	0	3	0
11:45	3	0	0	0	2	0	1	1	1	2	1	1
Totals	69	96	82	97	78	96	78	87	71	107	76	97
Day Total	165		179		174		165		178		172	
AM Pct	41.8%		45.8%		44.8%		47.3%		39.9%		43.9%	

AECOM

7:00-8:00 AM	7	16	13	12	15	13
7:15-8:15 AM	28	28	30	32	27	29
7:30-8:30 AM	31	31	32	32	27	31
7:45-8:45 AM	28	28	30	27	22	27
8:00-9:00 AM	31	20	26	25	16	24

4:00-5:00 PM	17	11	13	13	8	12.4
4:15-5:15 PM	15	15	11	12	11	12.8
4:30-5:30 PM	14	13	10	13	15	13
4:45-5:45 PM	11	16	11	13	18	13.8
5:00-6:00 PM	17	18	12	11	16	14.8

Client: AECOM
 File Number:
 Route: Olmsted Rd
 Location: North of Escondido Rd

Site Ref: 12
 Direction: SB

Count Date	5/9/2022		5/10/2022		5/11/2022		5/12/2022		5/13/2022		Average	
	AM	PM	AM	PM	AM	PM	AM	PM	AM	PM	AM	PM
00:00	0	3	0	3	0	5	0	4	0	4	0	4
00:15	0	5	0	4	0	3	0	5	0	3	0	4
00:30	0	4	0	2	1	3	0	2	0	0	0	2
00:45	0	0	0	2	0	6	0	5	0	1	0	3
01:00	0	1	0	4	1	2	0	1	0	3	0	2
01:15	0	0	1	1	0	4	0	2	0	5	0	2
01:30	0	4	0	3	0	14	0	3	0	4	0	6
01:45	0	0	0	3	0	5	0	3	0	2	0	3
02:00	0	5	0	3	0	1	0	4	0	6	0	4
02:15	0	5	0	7	0	3	0	8	0	19	0	8
02:30	0	4	0	6	0	3	0	6	0	10	0	6
02:45	0	6	0	9	0	4	0	7	1	10	0	7
03:00	0	6	0	8	0	5	0	7	0	6	0	6
03:15	0	8	0	8	0	7	1	4	0	9	0	7
03:30	0	2	0	6	0	1	0	3	0	3	0	3
03:45	0	3	1	3	0	3	0	2	0	5	0	3
04:00	0	6	0	3	0	4	0	3	0	6	0	4
04:15	0	7	0	3	0	5	0	3	0	3	0	4
04:30	0	4	0	6	0	3	0	3	0	4	0	4
04:45	0	4	0	3	0	3	0	5	0	4	0	4
05:00	0	5	0	6	0	3	0	2	0	6	0	4
05:15	0	4	0	1	0	3	1	3	0	2	0	3
05:30	0	6	1	0	0	3	1	2	0	6	0	3
05:45	0	4	0	3	0	4	0	4	1	5	0	4
06:00	1	8	1	3	4	4	2	6	1	2	2	5
06:15	1	0	0	2	2	2	1	4	1	3	1	2
06:30	2	3	0	1	1	2	0	3	1	0	1	2
06:45	0	1	1	0	0	2	0	2	0	1	0	1
07:00	0	0	1	0	0	0	0	0	0	2	0	0
07:15	1	1	0	1	0	0	0	3	0	2	0	1
07:30	1	2	1	1	4	1	1	0	3	0	2	1
07:45	21	0	28	1	25	0	22	0	22	1	24	0
08:00	44	0	41	1	49	0	47	2	43	2	45	1
08:15	4	1	2	1	3	1	7	1	4	0	4	1
08:30	3	0	9	0	5	1	5	0	2	1	5	0
08:45	1	1	5	1	4	1	6	0	7	0	5	1
09:00	6	0	5	2	1	0	3	0	1	0	3	0
09:15	4	0	8	0	4	1	5	1	6	2	5	1
09:30	5	0	3	0	5	0	3	0	3	0	4	0
09:45	2	1	3	0	0	1	3	0	2	1	2	1
10:00	0	0	2	0	0	1	3	1	2	0	1	0
10:15	3	0	1	0	1	1	0	0	2	0	1	0
10:30	1	0	2	1	0	0	2	0	0	0	1	0
10:45	3	0	2	0	2	0	2	1	0	1	2	0
11:00	2	0	5	0	2	0	2	0	3	0	3	0
11:15	5	0	4	0	3	0	4	0	2	0	4	0
11:30	4	1	4	0	3	1	7	0	7	0	5	0
11:45	5	0	5	0	5	0	6	0	6	0	5	0
Totals	119	115	136	112	125	116	134	115	120	144	127	120
Day Total	234		248		241		249		264		247	
AM Pct	50.9%		54.8%		51.9%		53.8%		45.5%		51.3%	

AECOM

7:00-8:00 AM	23	30	29	23	25	26
7:15-8:15 AM	67	70	78	70	68	71
7:30-8:30 AM	70	72	81	77	72	74
7:45-8:45 AM	72	80	82	81	71	77
8:00-9:00 AM	52	57	61	65	56	58

4:00-5:00 PM	21	15	15	14	17	16.4
4:15-5:15 PM	20	18	14	13	17	16.4
4:30-5:30 PM	17	16	12	13	16	14.8
4:45-5:45 PM	19	10	12	12	18	14.2
5:00-6:00 PM	19	10	13	11	19	14.4

Client: AECOM
 File Number:
 Route: Bowdoin St
 Location: Between Stanford Ave & Pine Hill Rd

Site Ref: 13
 Direction: WB

Count Date	5/9/2022		5/10/2022		5/11/2022		5/12/2022		5/13/2022		Average	
	AM	PM	AM	PM	AM	PM	AM	PM	AM	PM	AM	PM
00:00	2	43	3	33	1	45	5	51	6	47	3	44
00:15	2	36	2	54	2	46	8	42	7	38	4	43
00:30	7	44	4	44	4	54	3	40	4	56	4	48
00:45	3	43	0	54	3	38	1	53	3	48	2	47
01:00	3	43	3	42	5	52	2	58	6	45	4	48
01:15	3	44	3	47	2	46	4	61	6	62	4	52
01:30	4	29	4	51	4	41	3	33	3	51	4	41
01:45	0	46	1	42	1	52	2	30	5	51	2	44
02:00	0	36	1	24	1	42	3	40	2	46	1	38
02:15	2	29	5	41	2	35	2	43	2	55	3	41
02:30	0	56	0	51	0	36	0	45	4	56	1	49
02:45	2	43	1	37	0	51	0	49	1	53	1	47
03:00	1	50	0	43	1	47	1	41	2	57	1	48
03:15	1	40	1	40	1	52	2	35	3	54	2	44
03:30	0	38	2	41	1	42	1	54	0	36	1	42
03:45	2	45	1	54	1	58	2	54	0	38	1	50
04:00	1	60	2	52	2	49	3	57	6	82	3	60
04:15	4	47	3	42	3	55	4	45	7	54	4	49
04:30	3	45	3	47	4	40	2	52	6	47	4	46
04:45	4	45	7	64	3	59	6	74	5	54	5	59
05:00	9	36	11	43	12	61	9	49	18	79	12	54
05:15	13	43	15	54	14	57	19	60	14	63	15	55
05:30	22	64	20	66	20	60	21	68	25	75	22	67
05:45	64	51	73	68	72	61	60	55	54	62	65	59
06:00	47	48	42	61	42	58	42	46	47	52	44	53
06:15	28	42	29	49	31	60	35	54	29	47	30	50
06:30	23	46	38	40	46	43	37	65	42	64	37	52
06:45	39	41	41	36	38	43	44	64	27	70	38	51
07:00	35	35	40	40	35	36	34	33	39	37	37	36
07:15	59	23	60	48	56	43	56	39	54	47	57	40
07:30	66	40	63	37	72	30	82	36	65	42	70	37
07:45	83	28	94	25	90	34	86	35	70	40	85	32
08:00	98	30	89	39	74	24	92	31	86	42	88	33
08:15	86	32	90	32	80	33	87	33	67	57	82	37
08:30	87	23	88	31	100	34	81	31	78	34	87	31
08:45	99	26	93	21	80	24	83	30	87	31	88	26
09:00	65	21	87	28	80	18	67	24	64	30	73	24
09:15	66	24	75	29	85	12	65	30	58	28	70	25
09:30	70	14	59	16	67	17	68	20	45	22	62	18
09:45	57	14	47	23	55	17	55	30	69	28	57	22
10:00	49	12	46	14	35	18	63	14	53	17	49	15
10:15	43	14	56	20	46	15	60	13	54	19	52	16
10:30	42	8	53	13	49	15	36	14	37	23	43	15
10:45	49	12	56	9	49	12	53	14	57	20	53	13
11:00	43	8	42	8	29	9	44	6	35	22	39	11
11:15	41	5	39	12	44	3	57	9	45	15	45	9
11:30	31	7	56	8	47	4	55	4	46	11	47	7
11:45	52	8	62	6	45	11	51	19	54	11	53	11
Totals	1510	1617	1610	1779	1534	1792	1596	1883	1497	2118	1549	1838
Day Total	3127		3389		3326		3479		3615		3387	
AM Pct	48.3%		47.5%		46.1%		45.9%		41.4%		45.7%	

AECOM

7:00-8:00 AM	243	257	253	258	228	248
7:15-8:15 AM	306	306	292	316	275	299
7:30-8:30 AM	333	336	316	347	288	324
7:45-8:45 AM	354	361	344	346	301	341
8:00-9:00 AM	370	360	334	343	318	345

4:00-5:00 PM	197	205	203	228	237	214
4:15-5:15 PM	173	196	215	220	234	207.6
4:30-5:30 PM	169	208	217	235	243	214.4
4:45-5:45 PM	188	227	237	251	271	234.8
5:00-6:00 PM	194	231	239	232	279	235

Client: AECOM
 File Number:
 Route: Bowdoin St
 Location: Between Stanford Ave & Pine Hill Rd

Site Ref: 13
 Direction: EB

Count Date	5/9/2022		5/10/2022		5/11/2022		5/12/2022		5/13/2022		Average	
	AM	PM	AM	PM	AM	PM	AM	PM	AM	PM	AM	PM
00:00	8	40	6	39	4	43	4	49	4	47	5	44
00:15	3	37	6	50	7	47	5	41	3	53	5	46
00:30	8	44	9	42	5	33	4	47	11	50	7	43
00:45	4	51	1	39	7	41	4	51	7	61	5	49
01:00	2	33	4	37	4	47	2	51	5	54	3	44
01:15	5	50	4	57	5	54	5	39	6	58	5	52
01:30	3	51	2	43	1	38	4	49	4	54	3	47
01:45	0	43	3	48	4	44	0	51	3	55	2	48
02:00	4	49	1	37	2	49	3	49	5	70	3	51
02:15	0	52	2	72	4	66	3	75	2	79	2	69
02:30	5	89	4	101	3	107	2	100	5	107	4	101
02:45	3	69	2	67	5	89	6	50	4	80	4	71
03:00	1	69	0	61	1	78	2	67	2	74	1	70
03:15	0	82	1	71	2	92	3	89	4	76	2	82
03:30	1	76	2	89	0	82	2	79	0	84	1	82
03:45	0	65	2	75	1	83	0	74	0	73	1	74
04:00	5	82	2	97	4	63	1	101	1	68	3	82
04:15	1	93	1	117	1	102	2	86	3	83	2	96
04:30	0	98	0	93	1	100	1	87	1	77	1	91
04:45	0	83	1	83	4	92	0	102	4	98	2	92
05:00	1	110	3	134	1	123	4	118	3	125	2	122
05:15	3	98	2	100	1	114	4	104	3	117	3	107
05:30	2	90	3	104	5	95	5	83	5	98	4	94
05:45	8	90	9	91	9	87	3	71	10	101	8	88
06:00	2	65	10	78	9	88	5	81	7	92	7	81
06:15	5	67	5	75	6	84	4	81	5	90	5	79
06:30	15	57	10	54	13	78	5	78	9	80	10	69
06:45	5	58	14	64	14	55	6	61	14	78	11	63
07:00	15	56	23	57	10	67	20	57	24	67	18	61
07:15	13	46	13	52	13	59	19	58	19	44	15	52
07:30	40	44	37	56	29	47	26	51	29	46	32	49
07:45	45	34	29	64	28	46	32	47	33	47	33	48
08:00	39	42	33	50	40	42	25	53	47	49	37	47
08:15	34	28	38	39	32	33	46	48	29	54	36	40
08:30	39	41	30	39	31	41	30	50	40	52	34	45
08:45	29	28	33	38	40	50	36	32	31	34	34	36
09:00	34	41	22	35	36	31	28	42	27	23	29	34
09:15	36	26	25	31	36	39	34	29	34	26	33	30
09:30	19	16	34	36	24	33	35	50	34	38	29	35
09:45	43	16	28	28	22	22	38	35	28	39	32	28
10:00	24	20	34	17	22	21	23	27	23	24	25	22
10:15	21	17	43	23	29	20	26	16	35	24	31	20
10:30	28	15	31	18	23	24	32	19	30	29	29	21
10:45	27	15	34	23	29	12	34	18	30	19	31	17
11:00	31	8	29	11	52	13	30	11	46	20	38	13
11:15	20	13	26	11	37	16	26	7	36	18	29	13
11:30	30	5	36	10	33	8	30	13	40	14	34	10
11:45	35	9	30	7	34	6	63	8	48	14	42	9
Totals	696	2411	717	2663	723	2704	722	2685	793	2863	730	2665
Day Total	3107		3380		3427		3407		3656		3395	
AM Pct	22.4%		21.2%		21.1%		21.2%		21.7%		21.5%	

AECOM

7:00-8:00 AM	113	102	80	97	105	99
7:15-8:15 AM	137	112	110	102	128	118
7:30-8:30 AM	158	137	129	129	138	138
7:45-8:45 AM	157	130	131	133	149	140
8:00-9:00 AM	141	134	143	137	147	140

4:00-5:00 PM	356	390	357	376	326	361
4:15-5:15 PM	384	427	417	393	383	400.8
4:30-5:30 PM	389	410	429	411	417	411.2
4:45-5:45 PM	381	421	424	407	438	414.2
5:00-6:00 PM	388	429	419	376	441	410.6

Client: AECOM
 File Number:
 Route: Raimundo Way
 Location: Between Stanford Ave & Pine Hill Rd

Site Ref: 14
 Direction: WB

Count Date	5/9/2022		5/10/2022		5/11/2022		5/12/2022		5/13/2022		Average	
	AM	PM	AM	PM	AM	PM	AM	PM	AM	PM	AM	PM
00:00	0	9	0	10	0	13	2	7	0	20	0	12
00:15	0	16	1	7	0	10	0	9	0	15	0	11
00:30	0	8	1	9	0	7	0	14	0	8	0	9
00:45	0	9	0	10	0	9	0	10	1	10	0	10
01:00	0	7	0	3	0	13	0	11	0	16	0	10
01:15	0	16	0	10	0	17	0	8	0	16	0	13
01:30	0	12	0	9	0	11	0	13	1	12	0	11
01:45	1	7	0	9	0	10	0	8	0	10	0	9
02:00	0	12	0	12	0	14	0	9	0	14	0	12
02:15	1	7	0	9	0	8	0	11	0	12	0	9
02:30	0	11	0	11	0	12	0	14	0	11	0	12
02:45	0	14	0	12	0	18	0	15	1	10	0	14
03:00	0	10	0	14	0	6	0	9	0	12	0	10
03:15	0	9	0	17	0	14	0	9	0	10	0	12
03:30	0	8	1	16	0	8	0	16	0	13	0	12
03:45	0	8	0	11	0	20	0	15	0	12	0	13
04:00	0	20	0	12	0	6	0	14	1	10	0	12
04:15	0	12	0	22	0	13	1	21	0	13	0	16
04:30	0	9	1	10	0	13	0	9	0	7	0	10
04:45	0	6	0	6	0	4	0	10	1	10	0	7
05:00	0	6	0	12	0	15	0	10	1	13	0	11
05:15	0	10	0	13	0	10	0	7	1	12	0	10
05:30	1	13	2	6	1	15	0	12	1	7	1	11
05:45	2	16	1	11	2	12	2	11	0	11	1	12
06:00	1	11	0	11	3	12	1	10	0	10	1	11
06:15	1	12	5	16	1	8	2	7	4	10	3	11
06:30	4	13	6	15	7	7	4	9	5	12	5	11
06:45	6	7	2	6	7	6	2	13	4	8	4	8
07:00	4	8	3	10	9	7	6	9	2	4	5	8
07:15	4	6	10	12	2	6	5	6	4	6	5	7
07:30	9	8	3	9	7	7	12	9	10	8	8	8
07:45	16	4	16	11	14	9	19	11	11	4	15	8
08:00	15	8	16	11	15	7	21	5	17	7	17	8
08:15	13	4	10	10	16	7	9	6	14	8	12	7
08:30	10	7	17	6	12	3	22	10	14	2	15	6
08:45	17	3	13	6	17	2	10	8	15	4	14	5
09:00	19	2	21	5	17	5	13	9	22	3	18	5
09:15	8	3	11	8	15	4	13	2	11	4	12	4
09:30	10	3	8	3	5	4	18	6	8	4	10	4
09:45	9	2	13	9	17	2	12	8	8	3	12	5
10:00	9	2	7	6	15	4	13	2	7	0	10	3
10:15	9	1	10	2	13	0	3	2	11	0	9	1
10:30	10	0	11	0	6	4	19	0	11	4	11	2
10:45	20	0	12	1	14	2	6	3	10	6	12	2
11:00	8	2	8	0	10	1	9	4	12	4	9	2
11:15	8	4	10	2	12	1	11	0	12	1	11	2
11:30	15	1	14	1	8	1	15	1	12	6	13	2
11:45	11	1	12	0	11	1	11	1	14	1	12	1
Totals	241	367	245	421	256	388	261	413	246	403	250	398
Day Total	608		666		644		674		649		648	
AM Pct	39.6%		36.8%		39.8%		38.7%		37.9%		38.5%	

AECOM

7:00-8:00 AM	33	32	32	42	27	33
7:15-8:15 AM	44	45	38	57	42	45
7:30-8:30 AM	53	45	52	61	52	53
7:45-8:45 AM	54	59	57	71	56	59
8:00-9:00 AM	55	56	60	62	60	59

4:00-5:00 PM	47	50	36	54	40	45.4
4:15-5:15 PM	33	50	45	50	43	44.2
4:30-5:30 PM	31	41	42	36	42	38.4
4:45-5:45 PM	35	37	44	39	42	39.4
5:00-6:00 PM	45	42	52	40	43	44.4

Client: AECOM
 File Number:
 Route: Raimundo Way
 Location: Between Stanford Ave & Pine Hill Rd

Site Ref: 14
 Direction: EB

Count Date	5/9/2022		5/10/2022		5/11/2022		5/12/2022		5/13/2022		Average	
	AM	PM	AM	PM	AM	PM	AM	PM	AM	PM	AM	PM
00:00	1	12	0	17	1	17	1	11	1	21	1	16
00:15	0	12	1	13	0	7	0	11	0	10	0	11
00:30	2	11	0	10	1	9	0	10	0	14	1	11
00:45	0	12	0	10	0	10	0	11	1	12	0	11
01:00	1	16	0	18	0	8	0	20	0	17	0	16
01:15	0	13	0	8	0	14	0	11	0	12	0	12
01:30	0	13	1	7	0	12	0	20	0	19	0	14
01:45	0	15	0	11	0	18	0	13	0	12	0	14
02:00	0	13	0	6	1	12	1	17	0	12	0	12
02:15	0	15	0	15	0	11	0	19	0	17	0	15
02:30	0	21	1	10	1	15	1	15	1	13	1	15
02:45	1	17	0	14	0	7	0	11	0	6	0	11
03:00	0	16	0	20	0	21	0	20	0	16	0	19
03:15	0	15	0	16	0	20	1	14	0	19	0	17
03:30	0	14	0	23	0	13	0	20	0	12	0	16
03:45	0	17	1	19	0	11	0	15	0	16	0	16
04:00	0	20	0	21	0	25	0	22	1	18	0	21
04:15	0	13	1	12	0	19	1	29	0	17	0	18
04:30	1	12	0	15	0	11	1	9	1	16	1	13
04:45	0	17	0	15	0	20	0	16	0	17	0	17
05:00	0	16	0	14	0	13	0	21	1	6	0	14
05:15	0	15	0	15	1	11	0	15	0	16	0	14
05:30	1	13	1	19	0	13	1	21	0	10	1	15
05:45	0	20	0	18	0	16	1	8	1	12	0	15
06:00	1	12	2	22	1	25	0	17	0	16	1	18
06:15	0	11	1	7	3	13	1	9	1	10	1	10
06:30	6	8	1	13	3	9	3	15	0	14	3	12
06:45	1	12	4	5	4	10	1	8	5	10	3	9
07:00	5	11	2	12	4	11	8	13	6	11	5	12
07:15	8	9	3	8	11	12	7	10	7	6	7	9
07:30	12	9	10	11	20	6	16	5	8	5	13	7
07:45	35	6	24	7	30	6	22	7	27	9	28	7
08:00	12	2	13	9	11	9	12	5	16	10	13	7
08:15	17	3	21	16	13	3	12	4	14	9	15	7
08:30	17	3	14	11	10	10	12	7	9	3	12	7
08:45	17	2	15	2	16	1	22	7	18	5	18	3
09:00	7	1	11	4	6	0	12	6	10	8	9	4
09:15	13	3	10	7	8	1	7	6	12	0	10	3
09:30	13	3	9	5	6	0	15	1	16	2	12	2
09:45	6	2	11	4	13	1	16	5	12	3	12	3
10:00	12	3	14	3	5	3	10	5	13	0	11	3
10:15	7	0	6	1	14	2	21	1	14	4	12	2
10:30	16	0	11	1	17	4	12	0	13	1	14	1
10:45	10	0	13	2	5	1	20	1	9	0	11	1
11:00	11	0	9	1	13	0	14	0	13	2	12	1
11:15	13	1	17	0	13	1	10	2	21	3	15	1
11:30	12	0	20	0	14	0	18	3	17	2	16	1
11:45	10	1	15	0	19	0	22	0	16	3	16	1
Totals	268	460	262	497	264	461	301	516	284	476	276	482
Day Total	728		759		725		817		760		758	
AM Pct	36.8%		34.5%		36.4%		36.8%		37.4%		36.4%	

AECOM

7:00-8:00 AM	60	39	65	53	48	53
7:15-8:15 AM	67	50	72	57	58	61
7:30-8:30 AM	76	68	74	62	65	69
7:45-8:45 AM	81	72	64	58	66	68
8:00-9:00 AM	63	63	50	58	57	58

4:00-5:00 PM	62	63	75	76	68	68.8
4:15-5:15 PM	58	56	63	75	56	61.6
4:30-5:30 PM	60	59	55	61	55	58
4:45-5:45 PM	61	63	57	73	49	60.6
5:00-6:00 PM	64	66	53	65	44	58.4

Client: AECOM
 File Number:
 Route: Santa Maria Ave
 Location: Between Junipero Serra Blvd & Gerona Rd

Site Ref: 15
 Direction: NB

Count Date	5/9/2022		5/10/2022		5/11/2022		5/12/2022		5/13/2022		Average	
	AM	PM	AM	PM	AM	PM	AM	PM	AM	PM	AM	PM
00:00	0	0	0	0	0	1	0	2	0	0	0	1
00:15	0	0	0	1	0	6	0	1	0	2	0	2
00:30	0	0	0	2	0	5	0	1	0	5	0	3
00:45	0	0	0	4	0	6	0	5	1	2	0	3
01:00	0	0	0	2	0	4	0	1	0	2	0	2
01:15	0	0	0	1	0	3	0	1	0	3	0	2
01:30	0	0	0	4	0	3	0	0	0	4	0	2
01:45	0	0	0	3	0	1	0	4	0	2	0	2
02:00	0	0	0	0	0	2	0	2	0	1	0	1
02:15	0	0	0	1	0	5	0	2	0	0	0	2
02:30	0	0	0	4	0	0	0	4	0	3	0	2
02:45	0	0	0	0	0	2	0	5	0	0	0	1
03:00	0	0	0	2	0	0	0	3	0	3	0	2
03:15	0	0	0	5	0	2	0	2	0	1	0	2
03:30	0	0	0	4	0	3	0	7	0	3	0	3
03:45	0	0	0	2	0	1	0	2	0	3	0	2
04:00	0	0	0	0	0	4	0	3	0	1	0	2
04:15	0	0	0	4	0	2	0	0	0	1	0	1
04:30	0	0	0	1	0	6	0	5	0	1	0	3
04:45	0	0	0	2	0	2	0	2	0	3	0	2
05:00	0	0	0	2	0	0	0	3	0	4	0	2
05:15	0	0	0	0	0	3	0	0	0	3	0	1
05:30	0	0	0	0	0	1	0	4	0	1	0	1
05:45	0	0	1	1	0	1	0	1	0	3	0	1
06:00	0	0	0	4	2	3	1	1	0	0	1	2
06:15	0	0	0	0	2	1	0	0	0	2	0	1
06:30	0	0	1	0	0	3	0	1	0	0	0	1
06:45	0	0	4	0	1	3	4	0	0	2	2	1
07:00	0	0	5	1	3	1	5	3	2	3	3	2
07:15	0	0	4	3	4	0	3	1	6	2	3	1
07:30	0	0	4	1	9	2	5	0	7	1	5	1
07:45	0	0	10	1	10	3	9	1	7	1	7	1
08:00	0	0	3	2	5	1	6	3	2	4	3	2
08:15	0	0	3	1	2	1	5	0	2	0	2	0
08:30	0	0	1	3	5	0	2	1	4	1	2	1
08:45	0	0	1	1	1	2	3	0	3	0	2	1
09:00	0	0	1	1	2	0	4	0	4	1	2	0
09:15	0	0	9	1	3	1	3	1	5	2	4	1
09:30	0	0	2	0	1	0	1	0	2	1	1	0
09:45	0	0	2	1	4	3	1	1	5	0	2	1
10:00	0	0	1	0	3	0	3	3	1	1	2	1
10:15	0	0	2	0	3	0	2	0	2	0	2	0
10:30	0	0	4	0	2	0	5	3	3	2	3	1
10:45	0	0	8	1	2	0	5	0	3	0	4	0
11:00	0	0	0	0	1	0	2	0	2	1	1	0
11:15	0	0	5	0	0	0	2	0	3	1	2	0
11:30	0	0	3	0	2	0	7	0	3	1	3	0
11:45	0	0	2	0	2	0	2	0	1	1	1	0
Totals	0	0	76	66	69	87	80	79	68	78	59	62
Day Total	0		142		156		159		146		121	
AM Pct	#DIV/0!		53.5%		44.2%		50.3%		46.6%		48.6%	

AECOM

7:00-8:00 AM	0	23	26	22	22	19
7:15-8:15 AM	0	21	28	23	22	19
7:30-8:30 AM	0	20	26	25	18	18
7:45-8:45 AM	0	17	22	22	15	15
8:00-9:00 AM	0	8	13	16	11	10

4:00-5:00 PM	0	7	14	10	6	7.4
4:15-5:15 PM	0	9	10	10	9	7.6
4:30-5:30 PM	0	5	11	10	11	7.4
4:45-5:45 PM	0	4	6	9	11	6
5:00-6:00 PM	0	3	5	8	11	5.4

Client: AECOM
 File Number:
 Route: Santa Maria Ave
 Location: Between Junipero Serra Blvd & Gerona Rd

Site Ref: 15
 Direction: SB

Count Date	5/9/2022		5/10/2022		5/11/2022		5/12/2022		5/13/2022		Average	
	AM	PM	AM	PM	AM	PM	AM	PM	AM	PM	AM	PM
00:00	0	0	0	2	0	0	0	3	0	1	0	1
00:15	0	0	0	0	0	2	0	1	0	3	0	1
00:30	0	0	0	0	0	0	0	3	0	0	0	1
00:45	0	0	0	2	0	3	0	1	0	1	0	1
01:00	0	0	0	3	0	5	0	2	0	5	0	3
01:15	0	0	0	6	0	1	0	2	0	3	0	2
01:30	0	0	0	2	0	1	0	2	0	3	0	2
01:45	0	0	0	1	0	2	0	1	0	3	0	1
02:00	0	0	0	2	0	3	0	4	0	0	0	2
02:15	0	0	0	0	0	1	0	1	0	6	0	2
02:30	0	0	0	1	0	1	0	1	0	2	0	1
02:45	0	0	0	0	0	2	0	2	0	1	0	1
03:00	0	0	0	1	0	1	0	8	1	1	0	2
03:15	0	0	0	3	0	3	0	3	0	1	0	2
03:30	0	0	0	0	0	2	0	1	0	0	0	1
03:45	0	0	0	0	0	0	0	1	0	3	0	1
04:00	0	0	0	3	0	3	0	4	0	4	0	3
04:15	0	0	0	2	0	0	0	2	0	1	0	1
04:30	0	0	0	1	0	2	0	0	0	5	0	2
04:45	0	0	0	0	0	2	0	0	0	5	0	1
05:00	0	0	0	2	0	2	0	3	0	2	0	2
05:15	0	0	0	0	2	2	0	5	2	3	1	2
05:30	0	0	0	3	0	1	0	3	0	1	0	2
05:45	0	0	0	3	0	2	0	1	0	2	0	2
06:00	0	0	0	2	0	0	1	0	0	3	0	1
06:15	0	0	0	0	2	4	0	1	0	1	0	1
06:30	0	0	0	2	0	0	0	1	0	1	0	1
06:45	0	0	1	1	1	0	2	1	3	1	1	1
07:00	0	0	2	0	1	0	1	0	0	1	1	0
07:15	0	0	0	0	0	3	0	1	1	1	0	1
07:30	0	0	1	1	1	1	1	3	2	1	1	1
07:45	0	0	0	0	0	2	1	0	0	3	0	1
08:00	0	0	0	1	2	1	1	1	1	1	1	1
08:15	0	0	2	0	0	0	2	0	0	0	1	0
08:30	0	0	0	0	0	0	0	0	1	0	0	0
08:45	0	0	1	2	2	1	1	1	3	0	1	1
09:00	0	0	4	1	2	1	2	0	3	0	2	0
09:15	0	0	1	0	0	2	2	1	0	0	1	1
09:30	0	0	1	0	1	0	2	1	2	0	1	0
09:45	0	0	0	0	1	0	0	0	3	0	1	0
10:00	0	0	1	0	2	0	2	0	1	3	1	1
10:15	0	0	1	0	2	0	1	0	1	0	1	0
10:30	0	0	0	0	0	0	0	0	2	0	0	0
10:45	0	0	2	0	2	0	3	0	1	0	2	0
11:00	0	0	3	0	1	0	1	0	1	1	1	0
11:15	0	0	2	0	1	0	1	0	1	0	1	0
11:30	0	0	0	0	1	0	2	0	1	0	1	0
11:45	0	0	4	0	2	0	3	0	4	0	3	0
Totals	0	0	26	47	26	56	29	65	34	73	23	48
Day Total	0	0	73	82	82	94	94	107	107	71	71	71
AM Pct			35.6%	31.7%	31.7%	30.9%	30.9%	31.8%	31.8%	32.3%	32.3%	32.3%

AECOM

7:00-8:00 AM	0	3	2	3	3	3	2
7:15-8:15 AM	0	1	3	3	4	2	
7:30-8:30 AM	0	3	3	5	3	3	
7:45-8:45 AM	0	2	2	4	2	2	
8:00-9:00 AM	0	3	4	4	5	3	

4:00-5:00 PM	0	6	7	6	15	6.8
4:15-5:15 PM	0	5	6	5	13	5.8
4:30-5:30 PM	0	3	8	8	15	6.8
4:45-5:45 PM	0	5	7	11	11	6.8
5:00-6:00 PM	0	8	7	12	8	7

Client: AECOM
 File Number:
 Route: Campus Drive
 Location: Between Junipero Serra Blvd & Gerona Rd

Site Ref: 16
 Direction: WB

Count Date	5/9/2022		5/10/2022		5/11/2022		5/12/2022		5/13/2022		Average	
	AM	PM	AM	PM	AM	PM	AM	PM	AM	PM	AM	PM
00:00	8	39	11	36	6	51	4	41	10	55	8	44
00:15	6	24	3	28	7	47	10	30	16	42	8	34
00:30	6	27	2	33	3	47	4	44	9	48	5	40
00:45	3	34	4	34	4	40	5	40	12	55	6	41
01:00	1	36	3	39	9	41	2	35	4	60	4	42
01:15	1	44	1	53	2	49	7	46	10	59	4	50
01:30	3	33	3	39	8	46	1	49	3	47	4	43
01:45	5	42	2	42	4	49	3	42	7	69	4	49
02:00	2	25	2	39	3	49	0	50	8	56	3	44
02:15	1	40	0	39	0	39	3	43	4	80	2	48
02:30	0	51	0	60	3	62	3	68	7	54	3	59
02:45	0	52	1	64	0	42	0	54	0	76	0	58
03:00	1	46	2	52	0	56	0	66	3	70	1	58
03:15	0	41	0	63	0	42	2	58	1	77	1	56
03:30	1	44	0	54	2	52	1	65	3	66	1	56
03:45	1	37	0	62	0	68	0	50	2	62	1	56
04:00	0	45	2	66	0	54	1	67	2	74	1	61
04:15	1	53	0	47	1	62	0	66	0	77	0	61
04:30	0	61	3	79	1	72	1	50	1	72	1	67
04:45	1	49	0	73	0	70	1	78	4	74	1	69
05:00	1	80	1	83	1	86	1	113	2	81	1	89
05:15	1	67	0	65	2	88	3	90	1	95	1	81
05:30	3	68	6	65	5	86	6	66	4	67	5	70
05:45	6	53	9	75	5	53	5	55	7	84	6	64
06:00	3	70	7	77	5	81	6	53	6	69	5	70
06:15	7	40	4	64	6	54	6	66	8	76	6	60
06:30	10	55	8	67	7	74	6	80	12	69	9	69
06:45	13	44	11	66	20	67	6	59	15	72	13	62
07:00	6	51	11	66	13	53	16	55	19	58	13	57
07:15	15	37	12	55	15	55	13	46	19	56	15	50
07:30	21	41	28	48	20	55	13	45	22	41	21	46
07:45	23	28	26	43	22	62	29	43	26	51	25	45
08:00	33	36	23	50	33	42	24	50	29	55	28	47
08:15	27	27	18	42	25	44	29	58	35	51	27	44
08:30	36	33	41	21	15	50	28	47	28	60	30	42
08:45	20	18	27	40	40	42	20	42	30	19	27	32
09:00	26	36	35	36	35	33	34	37	50	41	36	37
09:15	37	25	34	44	16	19	30	40	33	34	30	32
09:30	34	24	45	31	39	24	27	38	42	23	37	28
09:45	28	29	32	29	35	27	29	23	38	28	32	27
10:00	31	19	31	22	41	23	31	38	34	27	34	26
10:15	19	19	25	26	25	16	44	25	26	28	28	23
10:30	34	11	32	18	32	25	31	24	30	20	32	20
10:45	25	8	41	16	32	19	32	17	31	25	32	17
11:00	24	3	36	11	33	12	29	10	36	20	32	11
11:15	30	7	37	9	24	10	47	16	38	16	35	12
11:30	47	11	33	9	44	6	45	9	43	9	42	9
11:45	36	7	35	4	34	14	38	8	39	14	36	9
Totals	637	1770	687	2184	677	2258	676	2295	809	2562	697	2214
Day Total	2407		2871		2935		2971		3371		2911	
AM Pct	26.5%		23.9%		23.1%		22.8%		24.0%		24.0%	

AECOM

7:00-8:00 AM	65	77	70	71	86	74
7:15-8:15 AM	92	89	90	79	96	89
7:30-8:30 AM	104	95	100	95	112	101
7:45-8:45 AM	119	108	95	110	118	110
8:00-9:00 AM	116	109	113	101	122	112

4:00-5:00 PM	208	265	258	261	297	257.8
4:15-5:15 PM	243	282	290	307	304	285.2
4:30-5:30 PM	257	300	316	331	322	305.2
4:45-5:45 PM	264	286	330	347	317	308.8
5:00-6:00 PM	268	288	313	324	327	304

Client: AECOM
 File Number:
 Route: Campus Drive
 Location: Between Junipero Serra Blvd & Gerona Rd

Site Ref: 16
 Direction: EB

Count Date	5/9/2022		5/10/2022		5/11/2022		5/12/2022		5/13/2022		Average	
	AM	PM	AM	PM	AM	PM	AM	PM	AM	PM	AM	PM
00:00	13	22	4	42	5	52	5	51	6	39	7	41
00:15	6	31	3	30	8	35	7	32	11	41	7	34
00:30	3	32	2	34	14	49	4	40	5	53	6	42
00:45	9	36	3	32	6	45	8	41	14	36	8	38
01:00	4	30	4	35	7	38	4	27	6	45	5	35
01:15	10	48	4	22	4	39	4	42	4	47	5	40
01:30	2	28	2	29	3	33	5	42	5	36	3	34
01:45	5	35	3	38	2	26	2	26	14	40	5	33
02:00	3	28	0	29	1	34	3	29	3	33	2	31
02:15	1	27	1	33	0	45	1	40	2	43	1	38
02:30	0	33	2	28	0	33	1	40	3	49	1	37
02:45	0	36	0	42	0	37	0	42	0	50	0	41
03:00	0	27	1	42	0	38	2	33	1	58	1	40
03:15	1	39	0	39	0	50	0	41	0	56	0	45
03:30	0	27	0	43	0	45	0	46	1	51	0	42
03:45	0	43	0	57	0	51	0	41	1	52	0	49
04:00	0	40	2	49	0	47	0	47	2	80	1	53
04:15	0	34	0	47	2	50	0	51	0	60	0	48
04:30	2	33	2	30	0	54	0	39	1	64	1	44
04:45	2	47	2	46	2	55	1	57	3	61	2	53
05:00	1	27	1	37	1	50	1	55	5	68	2	47
05:15	2	44	4	29	3	52	3	47	3	57	3	46
05:30	8	36	7	57	8	39	14	46	10	63	9	48
05:45	9	53	15	47	8	47	9	53	11	64	10	53
06:00	15	43	12	43	11	37	17	43	8	42	13	42
06:15	11	37	9	50	15	44	14	48	11	48	12	45
06:30	19	36	19	34	21	24	28	44	23	64	22	40
06:45	19	20	25	32	26	28	23	39	22	45	23	33
07:00	15	27	18	31	15	28	22	50	22	43	18	36
07:15	28	20	32	51	35	31	29	33	27	41	30	35
07:30	38	16	41	28	41	36	42	29	45	26	41	27
07:45	46	30	65	27	54	23	70	35	59	38	59	31
08:00	55	25	73	30	66	32	48	35	58	27	60	30
08:15	66	29	69	34	65	25	62	35	66	30	66	31
08:30	79	19	83	18	102	25	80	27	69	28	83	23
08:45	84	23	81	26	65	29	72	16	70	33	74	25
09:00	76	18	59	25	65	22	77	31	57	20	67	23
09:15	45	19	62	15	52	28	73	23	65	28	59	23
09:30	47	9	65	40	55	18	60	20	53	20	56	21
09:45	55	19	53	25	49	20	47	24	36	44	48	26
10:00	41	14	27	23	39	15	41	12	35	23	37	17
10:15	47	17	36	12	42	11	34	19	36	35	39	19
10:30	30	10	43	24	23	14	32	14	25	34	31	19
10:45	40	11	36	26	36	16	39	14	34	13	37	16
11:00	36	15	28	17	30	14	44	16	48	21	37	17
11:15	41	15	52	7	44	12	52	8	41	21	46	13
11:30	34	18	34	9	33	5	45	14	44	16	38	12
11:45	39	6	48	7	29	7	49	3	53	6	44	6
Totals	1087	1332	1132	1551	1087	1588	1174	1640	1118	1992	1120	1621
Day Total	2419		2683		2675		2814		3110		2740	
AM Pct	44.9%		42.2%		40.6%		41.7%		35.9%		40.9%	

AECOM

7:00-8:00 AM	127	156	145	163	153	149
7:15-8:15 AM	167	211	196	189	189	190
7:30-8:30 AM	205	248	226	222	228	226
7:45-8:45 AM	246	290	287	260	252	267
8:00-9:00 AM	284	306	298	262	263	283

4:00-5:00 PM	154	172	206	194	265	198.2
4:15-5:15 PM	141	160	209	202	253	193
4:30-5:30 PM	151	142	211	198	250	190.4
4:45-5:45 PM	154	169	196	205	249	194.6
5:00-6:00 PM	160	170	188	201	252	194.2

Client: AECOM
 File Number:
 Route: Campus Drive
 Location: Between Junipero Serra Blvd & Golf Club Driveway

Site Ref: 01
 Direction: NB

Count Date	5/16/2022		5/17/2022		5/18/2022		5/19/2022		5/20/2022		Average	
	AM	PM	AM	PM	AM	PM	AM	PM	AM	PM	AM	PM
00:00	11	50	7	60	7	61	6	89	6	76	7	67
00:15	8	58	6	54	5	71	8	83	11	74	8	68
00:30	8	71	3	64	5	76	8	63	5	80	6	71
00:45	6	59	3	61	7	61	8	65	2	74	5	64
01:00	3	67	3	58	5	77	6	61	2	65	4	66
01:15	5	77	2	85	6	88	4	80	3	82	4	82
01:30	0	58	2	81	2	81	1	63	2	72	1	71
01:45	2	40	3	54	1	41	2	69	2	73	2	55
02:00	2	62	4	49	4	48	3	51	6	78	4	58
02:15	3	42	3	55	5	63	6	75	5	66	4	60
02:30	1	67	1	72	0	85	2	78	0	77	1	76
02:45	0	71	2	58	0	114	2	84	1	67	1	79
03:00	0	64	3	66	2	74	3	66	1	55	2	65
03:15	5	50	5	66	4	58	1	72	4	80	4	65
03:30	7	62	4	67	6	71	4	74	3	72	5	69
03:45	8	73	5	64	10	65	5	76	6	78	7	71
04:00	5	64	3	48	5	52	3	79	3	73	4	63
04:15	4	76	5	70	5	63	6	73	3	67	5	70
04:30	6	45	9	55	6	69	7	73	8	84	7	65
04:45	11	54	11	72	14	49	17	71	13	49	13	59
05:00	15	43	13	61	12	58	6	67	11	71	11	60
05:15	20	52	25	72	18	51	19	73	19	58	20	61
05:30	38	57	43	63	40	56	58	55	39	95	44	65
05:45	68	57	59	84	72	86	56	83	52	68	61	76
06:00	49	74	69	85	67	73	72	74	63	75	64	76
06:15	81	60	84	91	85	75	90	69	77	73	83	74
06:30	67	54	76	96	97	60	78	79	70	57	78	69
06:45	70	49	97	82	99	48	92	53	74	56	86	58
07:00	61	48	84	69	61	45	84	34	64	39	71	47
07:15	95	28	86	58	84	57	88	48	73	51	85	48
07:30	102	29	97	51	114	19	106	41	92	42	102	36
07:45	127	26	119	44	153	37	120	46	119	36	128	38
08:00	144	33	196	44	160	35	146	33	160	41	161	37
08:15	136	18	153	26	175	29	150	23	155	34	154	26
08:30	116	19	169	21	160	22	165	48	141	33	150	29
08:45	159	16	173	34	134	18	150	25	131	25	149	24
09:00	136	25	205	13	181	20	162	20	123	22	161	20
09:15	125	18	145	18	133	13	152	16	97	19	130	17
09:30	124	18	129	11	121	17	148	28	106	14	126	18
09:45	112	15	120	13	119	21	111	15	97	26	112	18
10:00	71	12	105	7	78	16	124	20	76	21	91	15
10:15	90	8	103	15	97	14	82	20	82	11	91	14
10:30	63	12	85	18	84	9	104	18	86	17	84	15
10:45	61	14	108	6	75	8	92	15	71	16	81	12
11:00	77	5	80	5	75	7	71	9	72	10	75	7
11:15	92	8	81	3	80	9	72	9	74	9	80	8
11:30	61	6	70	10	60	5	65	16	87	2	69	8
11:45	71	6	70	7	78	4	66	8	88	14	75	8
Totals	2526	2020	2928	2366	2811	2279	2831	2490	2485	2477	2716	2326
Day Total	4546		5294		5090		5321		4962		5043	
AM Pct	55.6%		55.3%		55.2%		53.2%		50.1%		53.9%	

AECOM

7:00-8:00 AM	385	386	412	398	348	386
7:15-8:15 AM	468	498	511	460	444	476
7:30-8:30 AM	509	565	602	522	526	545
7:45-8:45 AM	523	637	648	581	575	593
8:00-9:00 AM	555	691	629	611	587	615

4:00-5:00 PM	239	245	233	296	273	257.2
4:15-5:15 PM	218	258	239	284	271	254
4:30-5:30 PM	194	260	227	284	262	245.4
4:45-5:45 PM	206	268	214	266	273	245.4
5:00-6:00 PM	209	280	251	278	292	262

Client: AECOM
 File Number:
 Route: Campus Drive
 Location: Between Junipero Serra Blvd & Golf Club Driveway

Site Ref: 01
 Direction: SB

Count Date Count Time	5/16/2022		5/17/2022		5/18/2022		5/19/2022		5/20/2022		Average	
	AM	PM	AM	PM	AM	PM	AM	PM	AM	PM	AM	PM
00:00	8	58	6	59	7	71	7	67	13	70	8	65
00:15	11	71	5	62	5	68	7	78	6	82	7	72
00:30	9	65	3	62	7	69	8	59	10	76	7	66
00:45	4	68	4	60	6	75	4	58	4	80	4	68
01:00	4	49	6	63	10	84	8	63	3	81	6	68
01:15	4	62	4	72	4	69	6	75	5	85	5	73
01:30	2	66	1	78	3	70	5	89	4	102	3	81
01:45	2	55	5	71	3	57	4	65	5	96	4	69
02:00	1	101	0	122	3	118	3	110	2	110	2	112
02:15	5	140	8	134	5	118	3	123	3	118	5	127
02:30	1	127	7	122	9	132	11	124	10	133	8	128
02:45	0	93	2	94	0	105	1	108	4	123	1	105
03:00	2	105	2	116	1	124	3	136	3	127	2	122
03:15	1	148	2	159	3	176	2	146	0	142	2	154
03:30	4	146	4	151	6	179	4	165	5	147	5	158
03:45	0	118	0	148	2	170	0	196	2	141	1	155
04:00	1	165	0	167	1	215	3	199	2	157	1	181
04:15	3	134	2	149	3	183	1	193	1	157	2	163
04:30	3	145	3	195	0	185	1	211	1	166	2	180
04:45	2	148	3	188	3	218	4	183	3	172	3	182
05:00	1	202	6	230	3	169	1	206	1	180	2	197
05:15	4	238	3	222	3	207	0	210	1	182	2	212
05:30	6	173	3	227	4	155	6	219	7	147	5	184
05:45	6	172	6	207	8	159	4	180	4	163	6	176
06:00	7	125	7	151	5	146	4	145	5	120	6	137
06:15	10	114	10	136	12	119	13	136	9	126	11	126
06:30	12	110	12	104	10	125	11	119	13	104	12	112
06:45	13	81	11	99	21	96	16	122	28	95	18	99
07:00	23	82	16	106	31	95	14	98	16	91	20	94
07:15	30	69	28	74	22	81	27	97	26	72	27	79
07:30	42	91	57	83	45	85	49	81	48	75	48	83
07:45	66	69	76	62	84	61	66	78	76	76	74	69
08:00	37	44	46	73	43	87	55	70	48	66	46	68
08:15	26	56	29	59	29	52	43	57	33	46	32	54
08:30	43	55	40	64	34	50	35	57	44	43	39	54
08:45	34	29	42	49	30	33	34	48	37	42	35	40
09:00	28	53	27	37	37	36	32	51	30	47	31	45
09:15	28	28	33	34	53	36	44	38	37	22	39	32
09:30	37	37	34	36	33	39	27	55	35	35	33	40
09:45	41	26	32	36	37	35	45	28	36	37	38	32
10:00	34	33	38	23	44	17	40	32	41	24	39	26
10:15	25	9	41	61	35	17	36	28	38	33	35	30
10:30	39	13	45	38	44	23	44	20	53	23	45	23
10:45	42	9	53	18	45	23	47	14	55	13	48	15
11:00	48	12	49	17	52	20	52	26	41	18	48	19
11:15	46	11	59	17	61	22	55	19	59	17	56	17
11:30	50	19	52	11	66	12	48	16	64	14	56	14
11:45	61	7	70	10	50	13	53	14	62	11	59	11
Totals	906	4031	992	4556	1022	4499	986	4712	1033	4287	988	4417
Day Total	4937		5548		5521		5698		5320		5405	
AM Pct	18.4%		17.9%		18.5%		17.3%		19.4%		18.3%	

AECOM

7:00-8:00 AM	161	177	182	156	166	168
7:15-8:15 AM	175	207	194	197	198	194
7:30-8:30 AM	171	208	201	213	205	200
7:45-8:45 AM	172	191	190	199	201	191
8:00-9:00 AM	140	157	136	167	162	152

4:00-5:00 PM	592	699	801	786	652	706
4:15-5:15 PM	629	762	755	793	675	722.8
4:30-5:30 PM	733	835	779	810	700	771.4
4:45-5:45 PM	761	867	749	818	681	775.2
5:00-6:00 PM	785	886	690	815	672	769.6

Client: AECOM
 File Number:
 Route: Stock Farm Rd
 Location: Between Sand Hill Rd & Oak Rd

Site Ref: 02
 Direction: EB

Count Date	5/16/2022		5/17/2022		5/18/2022		5/19/2022		5/20/2022		Average	
	AM	PM	AM	PM	AM	PM	AM	PM	AM	PM	AM	PM
00:00	3	39	1	37	5	40	2	32	3	29	3	35
00:15	2	43	2	32	2	47	3	30	7	44	3	39
00:30	4	47	3	41	3	62	3	56	4	54	3	52
00:45	2	41	5	36	3	49	3	49	1	54	3	46
01:00	1	46	0	49	2	49	1	37	1	50	1	46
01:15	0	43	0	29	0	49	1	31	2	44	1	39
01:30	0	31	0	32	0	29	0	39	1	52	0	37
01:45	0	43	2	42	2	33	1	34	1	26	1	36
02:00	3	56	0	50	2	51	1	54	0	45	1	51
02:15	1	52	1	65	1	36	3	46	1	46	1	49
02:30	1	37	3	39	2	40	0	48	1	45	1	42
02:45	2	32	2	48	2	33	2	51	1	46	2	42
03:00	2	30	1	31	0	44	2	44	0	39	1	38
03:15	0	28	1	43	1	27	1	48	3	31	1	35
03:30	4	44	2	37	3	42	5	53	5	37	4	43
03:45	2	40	5	32	4	54	3	68	6	40	4	47
04:00	5	34	3	38	6	41	4	44	5	40	5	39
04:15	2	36	4	47	3	63	1	46	3	63	3	51
04:30	4	35	10	50	13	45	12	44	8	46	9	44
04:45	8	49	9	59	7	51	8	42	11	65	9	53
05:00	14	36	9	63	17	43	14	59	18	50	14	50
05:15	21	59	22	71	22	58	16	58	16	36	19	56
05:30	36	34	37	69	37	55	37	64	36	40	37	52
05:45	68	33	56	54	61	59	52	58	56	48	59	50
06:00	76	36	91	61	77	38	86	51	85	39	83	45
06:15	103	37	124	72	139	62	115	42	109	43	118	51
06:30	124	27	105	77	125	39	108	46	103	32	113	44
06:45	87	30	108	78	98	28	92	25	95	32	96	39
07:00	67	25	99	59	96	32	77	20	81	21	84	31
07:15	93	18	97	48	87	23	94	18	84	14	91	24
07:30	109	19	123	33	124	17	118	21	101	17	115	21
07:45	132	12	146	20	130	13	143	10	116	16	133	14
08:00	87	10	139	17	113	15	83	19	96	17	104	16
08:15	115	13	105	14	118	8	122	14	82	15	108	13
08:30	99	12	117	14	107	6	112	13	103	11	108	11
08:45	93	7	119	9	109	9	120	12	100	13	108	10
09:00	106	9	79	8	105	11	101	7	78	7	94	8
09:15	86	8	99	16	98	8	73	17	82	8	88	11
09:30	93	9	98	9	104	13	83	14	86	6	93	10
09:45	92	9	84	11	76	8	88	7	77	13	83	10
10:00	44	11	59	10	51	10	63	4	58	9	55	9
10:15	47	6	72	9	56	12	58	9	44	8	55	9
10:30	42	3	51	12	62	6	57	5	56	8	54	7
10:45	61	9	45	6	64	4	44	12	48	11	52	8
11:00	36	2	40	4	47	7	47	5	49	6	44	5
11:15	42	6	41	3	52	6	43	3	45	2	45	4
11:30	49	3	42	3	43	5	49	5	45	3	46	4
11:45	44	2	45	8	49	5	42	5	49	8	46	6
Totals	2112	1291	2306	1695	2328	1485	2193	1519	2062	1429	2200	1484
Day Total	3403		4001		3813		3712		3491		3684	
AM Pct	62.1%		57.6%		61.1%		59.1%		59.1%		59.7%	

AECOM

7:00-8:00 AM	401	465	437	432	382	423
7:15-8:15 AM	421	505	454	438	397	443
7:30-8:30 AM	443	513	485	466	395	460
7:45-8:45 AM	433	507	468	460	397	453
8:00-9:00 AM	394	480	447	437	381	428

4:00-5:00 PM	154	194	200	176	214	187.6
4:15-5:15 PM	156	219	202	191	224	198.4
4:30-5:30 PM	179	243	197	203	197	203.8
4:45-5:45 PM	178	262	207	223	191	212.2
5:00-6:00 PM	162	257	215	239	174	209.4

Client: AECOM
 File Number:
 Route: Stock Farm Rd
 Location: Between Sand Hill Rd & Oak Rd

Site Ref: 02
 Direction: WB

Count Date	5/16/2022		5/17/2022		5/18/2022		5/19/2022		5/20/2022		Average	
	AM	PM	AM	PM	AM	PM	AM	PM	AM	PM	AM	PM
00:00	6	41	7	34	12	35	7	38	12	36	9	37
00:15	5	37	6	40	10	33	9	41	9	42	8	39
00:30	4	37	6	31	2	38	6	31	9	43	5	36
00:45	3	35	7	25	5	40	4	34	5	53	5	37
01:00	5	40	0	46	4	42	5	45	0	48	3	44
01:15	1	50	2	38	3	56	3	42	2	47	2	47
01:30	2	50	4	41	2	66	3	55	1	65	2	55
01:45	1	46	2	42	2	54	1	39	2	39	2	44
02:00	3	34	1	47	1	50	3	43	0	53	2	45
02:15	3	50	1	44	1	60	1	41	0	49	1	49
02:30	1	55	2	74	4	64	4	61	6	81	3	67
02:45	0	65	1	54	0	69	2	66	0	61	1	63
03:00	0	59	1	74	3	68	3	67	0	66	1	67
03:15	0	81	2	94	0	79	1	80	2	76	1	82
03:30	1	93	2	97	2	89	0	90	2	73	1	88
03:45	1	73	2	79	2	90	2	82	0	72	1	79
04:00	1	74	2	95	0	104	1	99	1	81	1	91
04:15	1	101	2	116	1	100	1	108	1	69	1	99
04:30	1	104	2	117	3	101	2	93	1	81	2	99
04:45	1	99	3	105	3	133	2	96	2	100	2	107
05:00	0	106	3	134	3	126	0	109	1	105	1	116
05:15	3	110	2	125	2	138	0	123	4	109	2	121
05:30	3	124	3	119	4	113	5	112	6	113	4	116
05:45	8	91	11	98	6	85	3	87	3	79	6	88
06:00	16	104	16	94	13	105	7	87	10	100	12	98
06:15	11	101	11	100	21	96	15	114	16	78	15	98
06:30	15	88	17	87	19	95	14	80	16	85	16	87
06:45	13	85	14	88	18	69	18	97	8	72	14	82
07:00	15	78	19	87	19	56	12	73	14	52	16	69
07:15	14	58	33	74	21	70	18	83	24	48	22	67
07:30	19	63	23	96	19	79	18	77	20	84	20	80
07:45	37	57	27	56	39	64	31	71	28	44	32	58
08:00	47	45	58	50	41	61	48	48	50	52	49	51
08:15	41	31	45	52	36	39	43	48	29	36	39	41
08:30	23	15	26	35	28	35	27	47	32	30	27	32
08:45	24	31	33	34	30	23	27	30	24	25	28	29
09:00	27	22	36	34	27	27	48	22	26	21	33	25
09:15	21	34	21	22	41	28	34	26	24	29	28	28
09:30	20	19	27	30	26	29	25	25	23	21	24	25
09:45	22	18	32	38	38	28	24	24	27	25	29	27
10:00	22	21	28	35	25	18	17	28	22	22	23	25
10:15	28	12	23	119	26	18	26	21	21	18	25	38
10:30	15	13	36	72	22	12	22	10	28	14	25	24
10:45	23	10	36	20	23	7	38	16	24	14	29	13
11:00	24	5	20	11	37	6	32	14	38	15	30	10
11:15	37	11	31	15	33	10	32	15	27	14	32	13
11:30	27	8	22	12	31	18	28	13	43	8	30	12
11:45	42	9	27	9	38	13	40	8	31	10	36	10
Totals	637	2593	735	3039	746	2839	712	2759	674	2558	701	2758
Day Total	3230	3774	3585	3471	3232	3458						
AM Pct	19.7%	19.5%	20.8%	20.5%	20.9%	20.3%						

AECOM

7:00-8:00 AM	85	102	98	79	86	90
7:15-8:15 AM	117	141	120	115	122	123
7:30-8:30 AM	144	153	135	140	127	140
7:45-8:45 AM	148	156	144	149	139	147
8:00-9:00 AM	135	162	135	145	135	142

4:00-5:00 PM	378	433	438	396	331	395.2
4:15-5:15 PM	410	472	460	406	355	420.6
4:30-5:30 PM	419	481	498	421	395	442.8
4:45-5:45 PM	439	483	510	440	427	459.8
5:00-6:00 PM	431	476	462	431	406	441.2

Client: AECOM
 File Number:
 Route: Welch Rd
 Location: Between Oak Rd & S Pasteur Dr

Site Ref: 03
 Direction: SB

Count Date	5/16/2022		5/17/2022		5/18/2022		5/19/2022		5/20/2022		Average	
	AM	PM	AM	PM	AM	PM	AM	PM	AM	PM	AM	PM
00:00	2	26	3	32	7	30	4	30	4	28	4	29
00:15	1	26	2	40	2	23	3	30	6	26	3	29
00:30	3	36	1	24	2	34	0	30	1	39	1	33
00:45	0	31	6	25	2	23	2	38	0	28	2	29
01:00	2	35	3	26	3	35	6	30	1	29	3	31
01:15	0	23	3	40	1	32	4	40	0	33	2	34
01:30	3	33	2	36	4	50	0	32	2	26	2	35
01:45	0	32	1	20	1	31	2	32	0	27	1	28
02:00	0	30	1	35	1	50	3	38	2	42	1	39
02:15	0	46	8	30	7	33	4	47	8	31	5	37
02:30	0	32	0	43	0	46	0	25	5	33	1	36
02:45	2	31	1	35	2	42	2	50	3	46	2	41
03:00	0	29	2	29	1	46	0	39	0	35	1	36
03:15	3	30	2	41	3	42	1	37	0	34	2	37
03:30	2	57	2	50	6	51	3	50	3	53	3	52
03:45	1	40	1	38	0	49	1	44	0	42	1	43
04:00	5	58	4	47	6	63	2	47	2	47	4	52
04:15	5	45	7	44	4	49	7	64	8	52	6	51
04:30	6	45	9	60	5	54	5	46	3	48	6	51
04:45	10	40	15	44	5	46	10	46	8	38	10	43
05:00	12	51	7	59	12	40	16	57	10	27	11	47
05:15	13	55	6	49	17	45	7	67	13	49	11	53
05:30	19	44	12	54	22	39	17	55	20	38	18	46
05:45	26	58	22	42	26	34	22	73	27	36	25	49
06:00	21	38	34	30	30	41	34	40	29	36	30	37
06:15	29	23	43	29	50	28	44	21	30	17	39	24
06:30	47	15	48	27	33	25	26	32	32	9	37	22
06:45	23	29	36	25	29	23	21	30	26	0	27	21
07:00	27	18	28	20	39	15	30	14	22	0	29	13
07:15	30	24	39	31	31	23	34	19	43	0	35	19
07:30	39	22	56	26	40	16	31	22	43	0	42	17
07:45	52	16	43	20	53	19	60	14	45	0	51	14
08:00	25	10	35	14	39	18	27	19	28	0	31	12
08:15	32	12	47	14	40	9	40	18	38	0	39	11
08:30	47	15	42	4	45	3	32	9	48	0	43	6
08:45	44	6	46	14	47	14	48	9	26	0	42	9
09:00	43	7	41	12	39	9	46	11	35	0	41	8
09:15	39	8	40	10	40	10	49	12	25	0	39	8
09:30	31	10	35	13	31	4	35	17	31	0	33	9
09:45	43	7	57	3	60	8	41	8	29	0	46	5
10:00	38	6	31	4	20	3	23	8	25	0	27	4
10:15	34	7	28	2	43	5	32	4	35	0	34	4
10:30	31	8	27	4	35	5	37	8	31	0	32	5
10:45	17	3	31	4	35	4	25	7	24	0	26	4
11:00	26	3	35	6	30	6	26	7	24	3	28	5
11:15	32	7	36	8	30	5	34	3	34	7	33	6
11:30	41	10	26	7	42	11	26	7	28	2	33	7
11:45	23	4	34	4	32	5	30	6	34	2	31	4
Totals	929	1241	1038	1274	1052	1296	952	1392	891	963	972	1233
Day Total	2170	2312	2348	2344	1854	2206						
AM Pct	42.8%	44.9%	44.8%	40.6%	48.1%	44.1%						

AECOM

7:00-8:00 AM	148	166	163	155	153	157
7:15-8:15 AM	146	173	163	152	159	159
7:30-8:30 AM	148	181	172	158	154	163
7:45-8:45 AM	156	167	177	159	159	164
8:00-9:00 AM	148	170	171	147	140	155

4:00-5:00 PM	188	195	212	203	185	196.6
4:15-5:15 PM	181	207	189	213	165	191
4:30-5:30 PM	191	212	185	216	162	193.2
4:45-5:45 PM	190	206	170	225	152	188.6
5:00-6:00 PM	208	204	158	252	150	194.4

Client: AECOM
 File Number:
 Route: Welch Rd
 Location: Between Oak Rd & S Pasteur Dr

Site Ref: 03
 Direction: NB

Count Date Count Time	5/16/2022		5/17/2022		5/18/2022		5/19/2022		5/20/2022		Average	
	AM	PM	AM	PM	AM	PM	AM	PM	AM	PM	AM	PM
00:00	5	23	2	29	6	43	4	30	3	36	4	32
00:15	4	24	2	26	4	37	3	33	4	27	3	29
00:30	3	23	2	37	4	48	3	50	2	29	3	37
00:45	1	41	1	44	4	46	2	44	1	45	2	44
01:00	2	29	1	35	2	45	2	35	0	32	1	35
01:15	1	20	2	24	1	35	2	30	1	27	1	27
01:30	2	34	0	42	2	37	4	47	3	28	2	38
01:45	0	33	3	28	1	41	1	37	1	45	1	37
02:00	0	45	1	32	0	43	0	35	1	30	0	37
02:15	1	36	6	33	3	40	8	33	8	28	5	34
02:30	2	38	25	39	24	40	19	56	18	31	18	41
02:45	0	23	1	25	1	40	1	35	0	46	1	34
03:00	0	26	3	29	1	33	0	48	3	34	1	34
03:15	1	40	2	45	1	42	1	36	1	34	1	39
03:30	3	31	0	34	2	34	0	41	2	48	1	38
03:45	1	33	1	39	0	37	0	34	0	30	0	35
04:00	2	29	2	40	5	49	1	34	1	32	2	37
04:15	2	46	3	44	2	40	0	39	1	46	2	43
04:30	2	37	3	33	2	33	0	40	3	39	2	36
04:45	2	36	5	40	4	37	7	41	4	40	4	39
05:00	6	29	3	42	7	33	5	42	6	33	5	36
05:15	8	49	5	49	7	31	5	33	13	35	8	39
05:30	12	27	6	31	5	39	8	46	5	31	7	35
05:45	10	43	12	33	18	44	9	34	10	35	12	38
06:00	12	37	16	38	15	37	16	56	14	38	15	41
06:15	17	52	26	66	22	64	32	51	24	37	24	54
06:30	26	42	30	41	25	46	21	63	26	25	26	43
06:45	17	30	19	30	17	28	19	30	22	0	19	24
07:00	10	26	20	21	26	21	18	28	14	0	18	19
07:15	26	22	26	25	26	21	24	39	23	0	25	21
07:30	34	30	36	32	39	26	28	25	30	0	33	23
07:45	28	17	43	25	37	26	37	25	34	0	36	19
08:00	31	19	41	16	48	17	36	14	28	0	37	13
08:15	31	16	42	13	44	16	30	16	60	0	41	12
08:30	31	7	46	5	43	9	44	11	39	0	41	6
08:45	43	4	34	13	35	16	38	17	38	0	38	10
09:00	32	9	43	10	38	7	52	12	32	0	39	8
09:15	33	9	32	13	41	7	31	9	20	0	31	8
09:30	26	8	33	5	37	5	28	11	28	0	30	6
09:45	23	8	43	9	32	11	36	11	25	0	32	8
10:00	26	9	19	6	34	5	44	8	23	0	29	6
10:15	30	11	26	7	22	13	27	7	22	0	25	8
10:30	17	5	32	10	25	5	30	10	25	0	26	6
10:45	22	6	36	4	17	6	21	6	23	3	24	5
11:00	19	4	25	6	36	5	27	5	29	6	27	5
11:15	23	6	36	2	28	11	26	10	23	6	27	7
11:30	31	5	31	2	25	2	21	2	26	5	27	3
11:45	22	6	37	7	20	5	29	4	27	1	27	5
Totals	680	1183	863	1259	838	1356	800	1403	746	962	785	1233
Day Total	1863		2122		2194		2203		1708		2018	
AM Pct	36.5%		40.7%		38.2%		36.3%		43.7%		38.9%	

AECOM

7:00-8:00 AM	98	125	128	107	101	112
7:15-8:15 AM	119	146	150	125	115	131
7:30-8:30 AM	124	162	168	131	152	147
7:45-8:45 AM	121	172	172	147	161	155
8:00-9:00 AM	136	163	170	148	165	156

4:00-5:00 PM	148	157	159	154	157	155
4:15-5:15 PM	148	159	143	162	158	154
4:30-5:30 PM	151	164	134	156	147	150.4
4:45-5:45 PM	141	162	140	162	139	148.8
5:00-6:00 PM	148	155	147	155	134	147.8

Client: AECOM
 File Number:
 Route: Quarry Rd
 Location: Between Welch Rd & Campus Drive West

Site Ref: 04
 Direction: SB

Count Date Count Time	5/16/2022		5/17/2022		5/18/2022		5/19/2022		5/20/2022		Average	
	AM	PM	AM	PM	AM	PM	AM	PM	AM	PM	AM	PM
00:00	5	33	1	29	6	23	6	24	7	29	5	28
00:15	2	19	4	32	3	19	5	27	3	25	3	24
00:30	2	27	2	29	2	31	3	37	0	37	2	32
00:45	6	25	5	28	0	37	5	28	1	34	3	30
01:00	2	21	1	28	3	28	3	36	1	30	2	29
01:15	1	31	2	22	3	31	4	24	4	31	3	28
01:30	1	31	3	33	5	41	0	32	5	36	3	35
01:45	3	25	1	26	4	24	1	33	3	38	2	29
02:00	1	34	1	33	2	34	2	49	5	37	2	37
02:15	4	36	1	26	1	30	1	17	2	24	2	27
02:30	1	36	0	30	1	27	2	34	1	41	1	34
02:45	1	31	2	25	2	41	2	29	0	39	1	33
03:00	4	19	0	22	0	34	3	33	2	34	2	28
03:15	3	36	3	32	2	39	2	24	0	35	2	33
03:30	8	35	6	34	8	48	2	42	6	29	6	38
03:45	6	35	9	26	9	35	7	41	7	33	8	34
04:00	4	36	4	22	3	36	11	31	4	41	5	33
04:15	5	23	2	38	4	35	3	33	4	30	4	32
04:30	8	31	7	44	6	34	5	21	5	40	6	34
04:45	6	31	7	37	9	32	9	34	5	35	7	34
05:00	9	38	15	32	6	31	4	36	10	31	9	34
05:15	5	32	7	37	17	35	7	32	12	27	10	33
05:30	22	25	27	30	22	38	17	45	19	38	21	35
05:45	27	25	29	26	41	29	33	33	41	25	34	28
06:00	16	28	19	22	17	37	26	29	16	23	19	28
06:15	14	22	23	27	28	26	26	22	24	28	23	25
06:30	19	24	27	28	23	31	24	28	19	23	22	27
06:45	25	19	28	31	23	24	18	17	18	13	22	21
07:00	20	14	19	33	21	14	23	25	18	19	20	21
07:15	19	13	26	21	33	17	27	24	20	22	25	19
07:30	18	27	33	27	24	22	14	24	24	23	23	25
07:45	40	21	36	27	24	20	36	35	31	20	33	25
08:00	24	13	21	14	22	10	30	16	27	16	25	14
08:15	27	9	17	6	20	11	26	16	24	20	23	12
08:30	25	11	22	13	23	18	23	11	26	14	24	13
08:45	31	16	16	6	30	15	38	12	21	7	27	11
09:00	33	11	36	22	39	11	25	11	36	7	34	12
09:15	21	10	32	11	28	6	44	13	33	9	32	10
09:30	34	16	31	11	40	8	44	10	28	11	35	11
09:45	26	8	29	12	30	17	33	15	36	12	31	13
10:00	14	15	30	19	24	11	22	11	28	12	24	14
10:15	27	7	27	10	25	6	20	10	30	15	26	10
10:30	27	8	33	4	24	8	29	9	26	7	28	7
10:45	31	6	26	7	20	3	31	8	30	5	28	6
11:00	24	3	21	6	43	7	35	5	23	3	29	5
11:15	18	6	32	6	29	7	28	5	26	3	27	5
11:30	21	3	30	7	30	6	33	10	22	6	27	6
11:45	21	8	32	6	24	3	31	5	39	5	29	5
Totals	711	1033	785	1097	803	1130	823	1146	772	1122	779	1106
Day Total	1744	1882	1933	1969	1894	1884						
AM Pct	40.8%	41.7%	41.5%	41.8%	40.8%	41.3%						

AECOM

7:00-8:00 AM	97	114	102	100	93	101
7:15-8:15 AM	101	116	103	107	102	106
7:30-8:30 AM	109	107	90	106	106	104
7:45-8:45 AM	116	96	89	115	108	105
8:00-9:00 AM	107	76	95	117	98	99

4:00-5:00 PM	121	141	137	119	146	132.8
4:15-5:15 PM	123	151	132	124	136	133.2
4:30-5:30 PM	132	150	132	123	133	134
4:45-5:45 PM	126	136	136	147	131	135.2
5:00-6:00 PM	120	125	133	146	121	129

Client: AECOM
 File Number:
 Route: Quarry Rd
 Location: Between Welch Rd & Campus Drive West

Site Ref: 04
 Direction: NB

Count Date	5/16/2022		5/17/2022		5/18/2022		5/19/2022		5/20/2022		Average	
	AM	PM	AM	PM	AM	PM	AM	PM	AM	PM	AM	PM
00:00	9	26	5	24	6	31	5	32	11	39	7	30
00:15	1	29	2	27	4	33	7	31	4	29	4	30
00:30	2	29	1	26	7	22	3	26	2	35	3	28
00:45	5	32	3	31	4	30	4	25	4	29	4	29
01:00	4	32	7	33	8	28	4	30	3	35	5	32
01:15	3	30	3	30	2	32	5	32	3	34	3	32
01:30	5	39	3	32	1	47	3	37	2	37	3	38
01:45	0	30	4	28	1	41	2	35	7	36	3	34
02:00	0	28	2	29	2	32	2	36	6	32	2	31
02:15	3	28	0	32	2	41	3	32	1	33	2	33
02:30	1	34	3	42	1	37	1	48	3	43	2	41
02:45	1	36	3	37	1	37	4	48	1	41	2	40
03:00	3	20	2	30	6	42	2	24	2	36	3	30
03:15	4	44	4	33	0	45	7	35	1	33	3	38
03:30	3	28	2	37	4	30	4	38	4	30	3	33
03:45	8	37	5	34	6	37	3	31	6	40	6	36
04:00	3	44	4	29	5	39	3	36	1	25	3	35
04:15	1	34	6	33	2	39	5	32	4	28	4	33
04:30	5	26	11	33	7	36	5	39	11	41	8	35
04:45	11	35	10	36	13	56	6	40	8	32	10	40
05:00	6	38	5	45	7	50	5	45	5	38	6	43
05:15	6	51	11	43	7	56	6	36	8	42	8	46
05:30	13	34	13	49	11	35	12	37	11	39	12	39
05:45	12	37	13	34	22	38	20	32	15	32	16	35
06:00	18	39	20	34	20	31	22	38	23	42	21	37
06:15	24	27	30	42	35	41	35	43	32	40	31	39
06:30	39	31	42	20	44	34	41	33	26	26	38	29
06:45	34	12	37	20	35	23	33	27	33	21	34	21
07:00	24	14	22	31	13	14	20	17	23	23	20	20
07:15	18	25	20	20	16	18	24	17	25	14	21	19
07:30	24	17	32	34	37	16	26	23	24	21	29	22
07:45	46	18	41	12	32	16	40	24	29	13	38	17
08:00	30	23	43	9	29	16	35	21	26	19	33	18
08:15	28	14	34	9	16	20	29	20	25	14	26	15
08:30	36	9	31	11	41	11	30	12	26	14	33	11
08:45	28	15	39	16	25	6	36	12	33	10	32	12
09:00	29	14	26	11	27	7	25	9	31	14	28	11
09:15	22	15	32	12	21	15	31	9	23	7	26	12
09:30	21	11	21	12	26	13	27	15	28	9	25	12
09:45	13	8	23	17	25	13	22	9	31	14	23	12
10:00	19	12	18	18	11	11	24	9	21	10	19	12
10:15	23	5	21	41	20	7	14	5	26	20	21	16
10:30	22	7	36	54	34	9	35	15	21	7	30	18
10:45	31	12	37	6	18	6	28	8	30	9	29	8
11:00	20	8	27	16	25	10	23	8	26	4	24	9
11:15	21	8	19	10	32	8	35	10	26	11	27	9
11:30	30	8	25	9	38	6	40	5	35	7	34	7
11:45	25	7	28	11	25	7	30	7	31	5	28	7
Totals	734	1160	826	1282	774	1272	826	1233	777	1213	787	1232
Day Total	1894	2108	2046	2059	1990	2019						
AM Pct	38.8%	39.2%	37.8%	40.1%	39.0%	39.0%						

AECOM

7:00-8:00 AM	112	115	98	110	101	107
7:15-8:15 AM	118	136	114	125	104	119
7:30-8:30 AM	128	150	114	130	104	125
7:45-8:45 AM	140	149	118	134	106	129
8:00-9:00 AM	122	147	111	130	110	124

4:00-5:00 PM	139	131	170	147	126	142.6
4:15-5:15 PM	133	147	181	156	139	151.2
4:30-5:30 PM	150	157	198	160	153	163.6
4:45-5:45 PM	158	173	197	158	151	167.4
5:00-6:00 PM	160	171	179	150	151	162.2

Client: AECOM
 File Number:
 Route: Palm Dr
 Location: Between Campus Dr & Arboretum Rd

Site Ref: 05
 Direction: SB

Count Date Count Time	5/16/2022		5/17/2022		5/18/2022		5/19/2022		5/20/2022		Average	
	AM	PM	AM	PM	AM	PM	AM	PM	AM	PM	AM	PM
00:00	9	55	7	61	7	63	15	63	20	60	12	60
00:15	7	52	1	64	2	82	12	53	15	72	7	65
00:30	1	47	3	68	7	67	17	59	24	29	10	54
00:45	4	57	3	60	7	46	22	68	9	0	9	46
01:00	6	57	7	58	2	52	16	75	6	0	7	48
01:15	2	57	4	62	4	79	15	72	7	0	6	54
01:30	2	52	1	78	1	71	7	67	13	0	5	54
01:45	3	51	4	65	0	68	2	77	12	0	4	52
02:00	2	38	3	49	3	73	5	45	11	0	5	41
02:15	3	65	2	51	3	50	3	69	3	0	3	47
02:30	3	45	2	61	1	52	2	61	5	0	3	44
02:45	2	45	1	43	2	58	3	68	4	0	2	43
03:00	4	52	1	51	3	56	0	62	2	0	2	44
03:15	3	59	4	54	2	54	5	50	2	0	3	43
03:30	4	57	9	43	6	74	6	66	6	0	6	48
03:45	12	68	6	90	9	80	6	80	6	0	8	64
04:00	4	69	3	82	4	65	5	69	9	0	5	57
04:15	12	64	10	73	11	63	8	66	9	0	10	53
04:30	7	47	12	92	11	63	9	78	9	0	10	56
04:45	27	65	18	88	26	88	12	69	19	0	20	62
05:00	17	80	27	81	13	85	18	91	18	0	19	67
05:15	24	80	29	84	34	71	32	106	23	0	28	68
05:30	44	54	41	95	31	73	32	76	29	0	35	60
05:45	33	74	48	121	51	74	45	104	41	0	44	75
06:00	49	68	55	68	49	74	56	69	45	0	51	56
06:15	60	89	76	121	69	70	76	77	56	0	67	71
06:30	64	63	72	117	68	71	79	60	68	0	70	62
06:45	56	62	72	125	78	63	62	69	57	0	65	64
07:00	53	42	49	134	67	68	51	57	45	0	53	60
07:15	42	69	64	153	60	53	53	60	59	0	56	67
07:30	86	30	61	118	62	52	76	55	74	0	72	51
07:45	82	52	98	78	80	70	89	57	85	0	87	51
08:00	81	60	77	56	86	42	91	42	72	0	81	40
08:15	100	33	91	42	107	46	97	51	85	0	96	34
08:30	110	27	120	37	137	34	130	51	106	0	121	30
08:45	106	36	133	58	132	26	123	29	118	0	122	30
09:00	95	25	101	35	106	37	109	42	96	0	101	28
09:15	126	29	120	36	98	30	91	35	95	0	106	26
09:30	120	22	107	42	98	30	106	35	97	0	106	26
09:45	86	34	80	45	99	42	74	29	92	0	86	30
10:00	71	27	75	47	70	37	77	36	79	0	74	29
10:15	60	36	62	53	66	27	57	28	75	0	64	29
10:30	59	17	80	27	63	30	70	27	70	0	68	20
10:45	59	14	58	17	57	25	70	25	65	0	62	16
11:00	50	12	67	12	64	18	69	32	75	0	65	15
11:15	59	7	80	12	75	20	78	15	57	0	70	11
11:30	59	12	64	6	66	14	53	18	57	0	60	10
11:45	63	6	61	7	60	23	74	14	77	0	67	10
Totals	2031	2262	2169	3120	2157	2609	2208	2707	2107	161	2134	2172
Day Total	4293		5289		4766		4915		2268		4306	
AM Pct	47.3%		41.0%		45.3%		44.9%		92.9%		49.6%	

AECOM

7:00-8:00 AM	263	272	269	269	263	267
7:15-8:15 AM	291	300	288	309	290	296
7:30-8:30 AM	349	327	335	353	316	336
7:45-8:45 AM	373	386	410	407	348	385
8:00-9:00 AM	397	421	462	441	381	420

4:00-5:00 PM	245	335	279	282	0	228.2
4:15-5:15 PM	256	334	299	304	0	238.6
4:30-5:30 PM	272	345	307	344	0	253.6
4:45-5:45 PM	279	348	317	342	0	257.2
5:00-6:00 PM	288	381	303	377	0	269.8

Client: AECOM
 File Number:
 Route: Palm Dr
 Location: Between Campus Dr & Arboretum Rd

Site Ref: 05
 Direction: NB

Count Date	5/16/2022		5/17/2022		5/18/2022		5/19/2022		5/20/2022		Average	
	AM	PM	AM	PM	AM	PM	AM	PM	AM	PM	AM	PM
00:00	12	39	14	47	15	63	9	66	13	64	13	56
00:15	7	44	5	56	10	43	9	46	10	57	8	49
00:30	5	34	5	45	6	41	12	42	13	25	8	37
00:45	6	33	5	39	9	45	11	46	6	0	7	33
01:00	1	49	13	49	12	33	16	63	11	0	11	39
01:15	7	63	7	65	7	49	9	59	8	0	8	47
01:30	1	43	1	55	9	49	5	61	8	0	5	42
01:45	0	39	7	44	4	50	3	54	17	0	6	37
02:00	1	70	3	63	2	40	2	58	6	0	3	46
02:15	4	58	3	53	2	75	2	52	7	0	4	48
02:30	13	79	17	48	18	55	19	59	16	0	17	48
02:45	2	50	5	48	0	59	3	71	2	0	2	46
03:00	4	61	2	70	0	67	1	54	3	0	2	50
03:15	2	62	3	68	2	84	0	76	3	0	2	58
03:30	4	53	1	76	1	77	4	59	2	0	2	53
03:45	0	59	0	68	1	68	3	62	1	0	1	51
04:00	0	59	0	78	2	83	0	58	0	0	0	56
04:15	0	65	2	74	1	103	2	75	0	0	1	63
04:30	9	78	9	103	11	86	9	72	16	0	11	68
04:45	2	73	2	87	3	74	2	87	5	0	3	64
05:00	4	79	3	91	2	125	1	110	2	0	2	81
05:15	1	100	6	103	1	99	4	102	2	0	3	81
05:30	3	95	5	93	3	111	2	101	0	0	3	80
05:45	4	82	5	71	15	101	5	89	5	0	7	69
06:00	0	92	3	97	5	97	7	88	4	0	4	75
06:15	3	66	8	88	5	92	5	86	8	0	6	66
06:30	11	74	11	75	16	69	8	75	14	0	12	59
06:45	12	85	11	112	18	77	6	89	7	0	11	73
07:00	31	58	35	86	33	76	18	73	29	0	29	59
07:15	15	57	41	82	27	68	25	72	33	0	28	56
07:30	38	59	24	108	36	66	29	67	27	0	31	60
07:45	28	54	30	80	14	54	22	88	27	0	24	55
08:00	22	49	20	76	23	72	32	67	22	0	24	53
08:15	18	48	34	55	28	64	18	65	17	0	23	46
08:30	25	29	20	59	23	64	18	53	32	0	24	41
08:45	22	38	29	67	30	57	26	53	33	0	28	43
09:00	27	21	23	44	19	40	34	41	26	0	26	29
09:15	31	19	22	32	28	25	32	42	29	0	28	24
09:30	33	29	33	37	30	48	25	25	31	0	30	28
09:45	40	26	24	41	36	49	34	41	27	0	32	31
10:00	20	24	16	59	24	34	18	37	31	0	22	31
10:15	17	20	22	178	29	31	17	37	26	0	22	53
10:30	31	18	40	73	31	32	25	25	29	0	31	30
10:45	42	15	34	29	37	23	34	25	41	0	38	18
11:00	40	20	50	25	42	33	46	32	51	0	46	22
11:15	29	9	47	18	37	22	37	16	46	0	39	13
11:30	42	17	40	18	44	32	42	17	51	0	44	17
11:45	49	9	38	10	40	7	46	16	38	0	42	8
Totals	718	2403	778	3143	791	2912	737	2852	835	146	772	2291
Day Total	3121	3921	3703	3589	981	3063						
AM Pct	23.0%	19.8%	21.4%	20.5%	85.1%	25.2%						

AECOM

7:00-8:00 AM	112	130	110	94	116	112
7:15-8:15 AM	103	115	100	108	109	107
7:30-8:30 AM	106	108	101	101	93	102
7:45-8:45 AM	93	104	88	90	98	95
8:00-9:00 AM	87	103	104	94	104	98

4:00-5:00 PM	275	342	346	292	0	251
4:15-5:15 PM	295	355	388	344	0	276.4
4:30-5:30 PM	330	384	384	371	0	293.8
4:45-5:45 PM	347	374	409	400	0	306
5:00-6:00 PM	356	358	436	402	0	310.4

Client: AECOM
 File Number:
 Route: Lasuen St
 Location: Between Campus Dr & Arboretum Rd

Site Ref: 06
 Direction: NB

Count Date Count Time	5/16/2022		5/17/2022		5/18/2022		5/19/2022		5/20/2022		Average	
	AM	PM	AM	PM	AM	PM	AM	PM	AM	PM	AM	PM
00:00	0	0	0	4	0	5	1	3	0	3	0	3
00:15	0	3	0	6	2	6	0	3	0	2	0	4
00:30	0	3	0	2	0	4	0	2	0	2	0	3
00:45	0	2	0	2	0	1	0	3	1	4	0	2
01:00	1	3	0	2	0	3	0	2	0	6	0	3
01:15	0	0	0	2	2	0	0	3	0	3	0	2
01:30	1	4	0	0	0	3	0	3	0	6	0	3
01:45	0	2	0	2	0	2	0	3	0	2	0	2
02:00	0	3	0	5	0	5	0	2	0	6	0	4
02:15	0	2	0	2	0	4	0	8	0	4	0	4
02:30	0	4	0	2	0	3	0	5	0	2	0	3
02:45	0	2	0	4	0	0	0	5	0	2	0	3
03:00	0	0	0	2	0	1	0	0	0	7	0	2
03:15	0	7	0	1	0	2	0	3	0	0	0	3
03:30	0	3	0	5	0	6	0	4	0	3	0	4
03:45	0	2	0	7	0	2	0	4	0	4	0	4
04:00	0	4	0	4	0	8	0	5	0	3	0	5
04:15	1	4	0	13	0	10	0	7	0	4	0	8
04:30	0	2	0	3	0	8	0	7	0	6	0	5
04:45	0	3	0	7	0	3	0	9	0	4	0	5
05:00	0	4	0	6	0	10	0	7	0	10	0	7
05:15	0	12	0	6	0	11	0	7	0	6	0	8
05:30	0	7	0	2	0	6	0	7	0	4	0	5
05:45	0	3	0	6	0	8	0	5	0	5	0	5
06:00	1	4	0	6	0	7	0	7	2	3	1	5
06:15	0	3	1	9	0	6	1	5	0	1	0	5
06:30	0	1	0	7	0	5	0	0	0	1	0	3
06:45	0	4	0	4	1	1	0	4	0	4	0	3
07:00	0	1	1	5	1	4	1	2	1	1	1	3
07:15	0	3	2	5	0	5	1	4	3	4	1	4
07:30	0	3	2	2	0	3	0	1	1	0	1	2
07:45	0	2	0	1	0	1	0	5	0	0	0	2
08:00	1	1	1	4	2	2	4	3	2	4	2	3
08:15	2	1	0	4	2	0	4	3	1	1	2	2
08:30	3	0	0	3	0	2	4	2	2	0	2	1
08:45	0	2	1	12	1	0	1	1	1	0	1	3
09:00	0	0	1	6	4	4	1	0	0	0	1	2
09:15	4	0	0	6	0	0	0	1	1	0	1	1
09:30	0	0	3	19	3	11	2	0	1	3	2	7
09:45	1	1	7	23	0	7	2	1	3	1	3	7
10:00	1	0	2	67	1	2	0	0	0	0	1	14
10:15	2	1	0	141	2	0	3	0	2	0	2	28
10:30	0	0	1	54	3	0	0	1	1	0	1	11
10:45	1	0	1	14	1	0	2	2	0	0	1	3
11:00	5	0	1	5	2	0	4	2	1	0	3	1
11:15	0	0	2	1	5	1	0	0	3	0	2	0
11:30	3	1	2	1	2	1	2	2	1	1	2	1
11:45	5	0	3	2	1	0	3	1	4	1	3	1
Totals	32	107	31	496	35	173	36	154	31	123	33	211
Day Total	139		527		208		190		154		244	
AM Pct	23.0%		5.9%		16.8%		18.9%		20.1%		13.5%	

AECOM

7:00-8:00 AM	0	5	1	2	5	3
7:15-8:15 AM	1	5	2	5	6	4
7:30-8:30 AM	3	3	4	8	4	4
7:45-8:45 AM	6	1	4	12	5	6
8:00-9:00 AM	6	2	5	13	6	6

4:00-5:00 PM	13	27	29	28	17	22.8
4:15-5:15 PM	13	29	31	30	24	25.4
4:30-5:30 PM	21	22	32	30	26	26.2
4:45-5:45 PM	26	21	30	30	24	26.2
5:00-6:00 PM	26	20	35	26	25	26.4

Client: AECOM
 File Number:
 Route: Galvez St
 Location: Between Campus Dr & Arboretum Rd

Site Ref: 07
 Direction: SB

Count Date	5/16/2022		5/17/2022		5/18/2022		5/19/2022		5/20/2022		Average	
	AM	PM	AM	PM	AM	PM	AM	PM	AM	PM	AM	PM
00:00	5	42	5	53	7	48	6	58	6	53	6	51
00:15	2	57	5	60	9	48	4	55	5	49	5	54
00:30	4	42	1	41	3	46	2	53	4	48	3	46
00:45	3	44	7	46	10	47	4	63	8	64	6	53
01:00	6	43	2	55	6	45	2	48	3	39	4	46
01:15	5	50	4	48	2	51	5	42	3	49	4	48
01:30	3	39	2	42	4	43	2	45	4	40	3	42
01:45	2	37	1	46	4	38	2	42	4	55	3	44
02:00	2	33	1	46	1	49	0	44	3	51	1	45
02:15	1	31	1	50	1	31	3	53	3	38	2	41
02:30	1	36	4	39	1	43	2	37	1	40	2	39
02:45	0	39	1	37	2	48	1	39	1	60	1	45
03:00	0	54	1	34	0	50	0	71	0	60	0	54
03:15	0	56	2	54	0	60	1	58	0	55	1	57
03:30	2	42	2	53	1	40	3	49	2	63	2	49
03:45	2	57	0	61	2	53	3	54	3	57	2	56
04:00	3	41	4	61	1	52	1	54	0	58	2	53
04:15	3	38	1	74	4	46	4	62	3	73	3	59
04:30	7	43	11	72	8	70	10	80	9	60	9	65
04:45	7	91	13	100	15	83	8	108	13	93	11	95
05:00	28	63	34	74	27	69	34	101	26	82	30	78
05:15	15	59	14	63	13	71	16	107	17	76	15	75
05:30	26	63	35	72	37	65	45	125	28	76	34	80
05:45	56	52	52	92	47	66	48	130	46	79	50	84
06:00	33	56	46	93	39	88	30	112	32	87	36	87
06:15	47	47	63	106	54	65	47	104	51	93	52	83
06:30	42	46	57	125	60	54	51	59	54	95	53	76
06:45	37	39	57	143	48	71	41	53	44	86	45	78
07:00	34	33	34	166	45	61	41	59	38	76	38	79
07:15	45	43	48	119	41	71	45	67	69	71	50	74
07:30	48	57	57	84	54	48	65	64	57	60	56	63
07:45	91	40	73	60	73	53	66	44	77	46	76	49
08:00	60	40	79	56	63	37	87	56	71	40	72	46
08:15	73	35	56	47	88	46	82	56	61	45	72	46
08:30	62	44	78	45	72	39	91	41	74	40	75	42
08:45	66	25	85	34	67	34	70	26	56	26	69	29
09:00	54	26	81	34	65	22	86	35	74	35	72	30
09:15	67	18	57	13	77	12	63	22	67	18	66	17
09:30	71	13	78	14	79	22	85	26	67	27	76	20
09:45	69	12	81	20	64	16	81	9	56	14	70	14
10:00	62	12	50	8	60	23	52	16	44	16	54	15
10:15	54	14	49	23	43	11	62	10	42	12	50	14
10:30	52	7	51	19	58	7	46	11	48	13	51	11
10:45	44	12	37	13	58	8	55	8	38	18	46	12
11:00	50	6	50	10	45	19	42	10	41	8	46	11
11:15	43	11	54	8	48	6	38	7	46	5	46	7
11:30	48	7	59	8	56	5	52	9	60	10	55	8
11:45	55	4	54	8	74	4	79	8	73	9	67	7
Totals	1490	1799	1637	2629	1636	2084	1663	2490	1532	2368	1592	2274
Day Total	3289		4266		3720		4153		3900		3866	
AM Pct	45.3%		38.4%		44.0%		40.0%		39.3%		41.2%	

AECOM

7:00-8:00 AM	218	212	213	217	241	220
7:15-8:15 AM	244	257	231	263	274	254
7:30-8:30 AM	272	265	278	300	266	276
7:45-8:45 AM	286	286	296	326	283	295
8:00-9:00 AM	261	298	290	330	262	288

4:00-5:00 PM	213	307	251	304	284	271.8
4:15-5:15 PM	235	320	268	351	308	296.4
4:30-5:30 PM	256	309	293	396	311	313
4:45-5:45 PM	276	309	288	441	327	328.2
5:00-6:00 PM	237	301	271	463	313	317

Client: AECOM
 File Number:
 Route: Galvez St
 Location: Between Campus Dr & Arboretum Rd

Site Ref: 07
 Direction: NB

Count Date	5/16/2022		5/17/2022		5/18/2022		5/19/2022		5/20/2022		Average	
	AM	PM	AM	PM	AM	PM	AM	PM	AM	PM	AM	PM
00:00	4	47	9	53	14	46	3	67	5	68	7	56
00:15	2	41	3	47	22	60	9	62	4	55	8	53
00:30	3	42	7	46	5	45	8	53	9	53	6	48
00:45	11	51	3	58	6	59	5	51	9	60	7	56
01:00	2	53	3	49	10	42	2	63	4	65	4	54
01:15	4	63	5	73	5	56	4	52	6	71	5	63
01:30	2	73	1	79	7	73	0	56	5	94	3	75
01:45	1	50	2	51	3	50	5	79	5	67	3	59
02:00	2	63	5	72	3	76	3	57	4	63	3	66
02:15	2	56	2	62	2	62	2	68	2	63	2	62
02:30	4	84	7	89	9	75	7	83	8	91	7	84
02:45	4	62	3	70	4	69	5	72	3	102	4	75
03:00	0	82	0	79	4	59	0	67	1	75	1	72
03:15	1	81	1	94	1	99	2	89	2	88	1	90
03:30	1	103	0	95	0	115	0	116	0	100	0	106
03:45	1	62	0	79	1	83	0	92	2	97	1	83
04:00	1	83	1	81	0	88	2	102	0	74	1	86
04:15	0	86	3	96	1	98	2	93	4	95	2	94
04:30	7	109	3	100	2	91	2	91	6	89	4	96
04:45	0	113	2	112	4	113	2	121	5	98	3	111
05:00	5	107	7	121	1	135	3	143	1	114	3	124
05:15	4	102	2	105	1	112	1	117	0	105	2	108
05:30	3	93	4	96	5	106	4	107	4	104	4	101
05:45	5	88	5	122	6	114	9	79	9	80	7	97
06:00	3	75	10	113	2	90	9	120	6	111	6	102
06:15	6	117	7	99	4	95	5	107	9	110	6	106
06:30	14	80	15	111	17	107	16	95	11	90	15	97
06:45	18	86	28	95	19	80	21	74	14	79	20	83
07:00	30	64	23	90	28	75	14	93	24	61	24	77
07:15	22	72	23	103	15	88	27	85	23	68	22	83
07:30	12	68	24	114	23	69	23	94	26	76	22	84
07:45	19	74	22	98	21	96	24	145	20	60	21	95
08:00	32	42	40	64	32	105	30	90	20	58	31	72
08:15	26	63	27	54	28	71	30	110	28	49	28	69
08:30	20	52	24	84	17	77	27	168	31	63	24	89
08:45	26	45	37	113	24	57	37	152	37	72	32	88
09:00	24	37	36	61	21	43	35	87	31	49	29	55
09:15	25	23	34	52	31	29	27	52	27	52	29	42
09:30	33	32	23	45	36	44	30	36	37	50	32	41
09:45	38	20	30	72	29	42	29	29	28	35	31	40
10:00	37	23	36	88	34	26	35	28	28	68	34	47
10:15	27	20	26	259	33	26	33	24	27	88	29	83
10:30	19	11	37	142	24	15	39	20	42	48	32	47
10:45	34	6	34	31	26	14	37	12	35	30	33	19
11:00	35	12	39	19	32	9	37	16	35	16	36	14
11:15	44	7	47	11	49	9	47	13	49	8	47	10
11:30	56	9	52	15	43	8	42	14	50	9	49	11
11:45	54	9	49	11	44	4	58	8	54	6	52	8
Totals	723	2841	801	3873	748	3205	792	3652	790	3327	771	3380
Day Total	3564		4674		3953		4444		4117		4150	
AM Pct	20.3%		17.1%		18.9%		17.8%		19.2%		18.6%	

AECOM

7:00-8:00 AM	83	92	87	88	93	89
7:15-8:15 AM	85	109	91	104	89	96
7:30-8:30 AM	89	113	104	107	94	101
7:45-8:45 AM	97	113	98	111	99	104
8:00-9:00 AM	104	128	101	124	116	115

4:00-5:00 PM	391	389	390	407	356	386.6
4:15-5:15 PM	415	429	437	448	396	425
4:30-5:30 PM	431	438	451	472	406	439.6
4:45-5:45 PM	415	434	466	488	421	444.8
5:00-6:00 PM	390	444	467	446	403	430

Client: AECOM
 File Number:
 Route: Serra St
 Location: Between El Camino Real & Olmsted Rd

Site Ref: 08
 Direction: SB

Count Date Count Time	5/16/2022		5/17/2022		5/18/2022		5/19/2022		5/20/2022		Average	
	AM	PM	AM	PM	AM	PM	AM	PM	AM	PM	AM	PM
00:00	35	50	22	50	21	49	16	60	17	49	22	52
00:15	17	47	13	47	17	58	18	60	23	61	18	55
00:30	23	38	6	75	12	49	9	61	21	67	14	58
00:45	21	57	12	58	14	57	16	59	16	51	16	56
01:00	14	53	12	61	18	53	12	61	13	58	14	57
01:15	8	60	9	56	13	47	7	57	13	63	10	57
01:30	6	46	5	50	5	53	4	45	12	51	6	49
01:45	3	52	2	43	3	52	7	59	8	62	5	54
02:00	4	59	3	46	2	39	9	55	5	65	5	53
02:15	3	52	2	50	5	53	3	51	8	75	4	56
02:30	2	34	2	51	2	37	5	54	1	55	2	46
02:45	3	41	3	66	2	52	3	42	4	53	3	51
03:00	1	44	2	37	4	36	5	46	5	35	3	40
03:15	3	45	3	54	2	53	2	51	3	67	3	54
03:30	4	45	3	43	2	31	1	63	0	58	2	48
03:45	1	51	1	55	2	54	2	56	6	58	2	55
04:00	4	44	4	69	1	43	6	66	5	53	4	55
04:15	10	47	6	52	3	60	4	34	6	46	6	48
04:30	4	52	6	49	8	50	5	59	7	62	6	54
04:45	10	59	10	60	12	58	12	45	11	56	11	56
05:00	8	48	9	53	9	51	8	60	7	60	8	54
05:15	12	59	20	62	26	71	19	54	23	61	20	61
05:30	26	61	24	67	21	56	32	65	22	59	25	62
05:45	38	63	47	76	53	62	43	73	39	70	44	69
06:00	24	61	20	62	27	71	17	61	25	70	23	65
06:15	18	63	33	68	30	64	27	60	23	59	26	63
06:30	31	44	28	53	30	66	34	57	27	74	30	59
06:45	16	63	29	75	24	58	18	58	24	85	22	68
07:00	32	54	29	70	30	41	26	58	25	67	28	58
07:15	28	41	37	67	32	62	29	60	31	51	31	56
07:30	37	45	42	72	39	42	43	60	44	48	41	53
07:45	69	39	56	49	66	67	77	63	72	44	68	52
08:00	49	62	68	48	56	45	51	54	52	55	55	53
08:15	71	37	61	53	52	60	63	65	73	53	64	54
08:30	51	35	63	46	77	63	66	46	74	42	66	46
08:45	69	58	66	42	70	48	75	63	63	60	69	54
09:00	59	54	74	46	71	53	75	69	63	59	68	56
09:15	62	45	50	62	54	60	74	60	61	55	60	56
09:30	52	47	55	47	51	44	63	45	62	63	57	49
09:45	52	31	61	47	52	51	63	60	50	52	56	48
10:00	69	42	44	32	35	83	50	46	52	48	50	50
10:15	49	24	43	32	52	44	59	33	51	36	51	34
10:30	43	19	40	36	50	42	46	23	51	42	46	32
10:45	46	25	64	35	53	33	47	30	52	44	52	33
11:00	49	18	40	27	47	28	43	22	52	31	46	25
11:15	46	17	42	17	50	17	45	21	51	32	47	21
11:30	50	24	54	22	55	17	53	24	43	26	51	23
11:45	53	19	73	13	68	15	56	22	49	20	60	18
Totals	1385	2174	1398	2451	1428	2398	1448	2496	1445	2611	1421	2426
Day Total	3559		3849		3826		3944		4056		3847	
AM Pct	38.9%		36.3%		37.3%		36.7%		35.6%		36.9%	

AECOM

7:00-8:00 AM	166	164	167	175	172	169
7:15-8:15 AM	183	203	193	200	199	196
7:30-8:30 AM	226	227	213	234	241	228
7:45-8:45 AM	240	248	251	257	271	253
8:00-9:00 AM	240	258	255	255	262	254

4:00-5:00 PM	202	230	211	204	217	212.8
4:15-5:15 PM	206	214	219	198	224	212.2
4:30-5:30 PM	218	224	230	218	239	225.8
4:45-5:45 PM	227	242	236	224	236	233
5:00-6:00 PM	231	258	240	252	250	246.2

Client: AECOM
 File Number:
 Route: Serra St
 Location: Between El Camino Real & Olmsted Rd

Site Ref: 08
 Direction: NB

Count Date Count Time	5/16/2022		5/17/2022		5/18/2022		5/19/2022		5/20/2022		Average	
	AM	PM	AM	PM	AM	PM	AM	PM	AM	PM	AM	PM
00:00	23	49	19	55	12	54	19	63	17	72	18	59
00:15	15	47	16	54	21	59	23	53	31	53	21	53
00:30	15	58	9	70	12	53	11	44	22	70	14	59
00:45	18	38	12	55	15	44	19	55	21	70	17	52
01:00	20	54	7	46	20	54	17	70	12	65	15	58
01:15	11	62	12	62	15	62	16	68	20	69	15	65
01:30	7	64	5	56	8	64	12	57	10	68	8	62
01:45	7	40	9	63	8	48	7	50	13	55	9	51
02:00	7	57	4	60	8	54	5	58	6	77	6	61
02:15	6	59	9	54	13	64	16	54	10	63	11	59
02:30	3	60	12	70	13	72	11	80	14	78	11	72
02:45	5	65	2	75	3	65	9	62	7	84	5	70
03:00	3	54	3	58	3	58	4	74	3	81	3	65
03:15	4	84	1	82	2	79	5	71	3	77	3	79
03:30	3	77	5	88	4	87	3	73	5	70	4	79
03:45	3	72	2	61	3	62	1	69	2	70	2	67
04:00	5	54	1	66	2	70	2	79	4	65	3	67
04:15	3	67	5	86	4	78	1	86	0	81	3	80
04:30	5	82	4	73	2	90	5	88	6	91	4	85
04:45	4	64	6	76	6	73	5	76	5	87	5	75
05:00	2	88	4	89	7	85	6	67	5	82	5	82
05:15	6	62	8	72	6	69	7	89	9	105	7	79
05:30	5	82	4	68	4	81	5	85	9	103	5	84
05:45	7	88	13	77	14	94	7	86	13	70	11	83
06:00	12	80	10	82	15	77	15	67	9	89	12	79
06:15	6	85	15	74	11	99	8	87	10	90	10	87
06:30	17	69	17	87	12	76	21	81	22	83	18	79
06:45	15	89	21	80	10	86	12	89	14	72	14	83
07:00	13	69	23	79	15	84	13	71	18	92	16	79
07:15	13	68	17	76	20	86	18	70	15	104	17	81
07:30	26	72	31	90	28	77	34	76	22	79	28	79
07:45	29	71	31	53	40	61	27	77	22	74	30	67
08:00	45	61	38	61	43	86	39	76	44	71	42	71
08:15	38	63	27	60	50	87	44	79	43	67	40	71
08:30	40	56	31	57	33	78	45	64	49	66	40	64
08:45	47	36	45	57	64	66	36	64	35	62	45	57
09:00	49	57	51	62	40	60	45	74	52	66	47	64
09:15	29	53	54	64	36	50	35	68	54	59	42	59
09:30	43	61	38	52	35	56	47	53	38	56	40	56
09:45	54	37	50	51	47	37	52	62	58	72	52	52
10:00	42	33	46	39	48	41	48	43	56	57	48	43
10:15	36	40	42	47	40	65	48	42	48	50	43	49
10:30	43	39	36	61	40	37	38	39	57	44	43	44
10:45	59	31	43	42	54	30	48	27	65	44	54	35
11:00	39	31	36	37	53	40	56	34	45	33	46	35
11:15	42	21	37	25	59	26	49	48	48	32	47	30
11:30	57	21	54	17	44	22	63	25	52	23	54	22
11:45	39	17	47	17	59	20	52	13	70	23	53	18
Totals	1020	2787	1012	2986	1101	3066	1109	3086	1193	3314	1087	3048
Day Total	3807		3998		4167		4195		4507		4135	
AM Pct	26.8%		25.3%		26.4%		26.4%		26.5%		26.3%	

AECOM

7:00-8:00 AM	81	102	103	92	77	91
7:15-8:15 AM	113	117	131	118	103	116
7:30-8:30 AM	138	127	161	144	131	140
7:45-8:45 AM	152	127	166	155	158	152
8:00-9:00 AM	170	141	190	164	171	167

4:00-5:00 PM	267	301	311	329	324	306.4
4:15-5:15 PM	301	324	326	317	341	321.8
4:30-5:30 PM	296	310	317	320	365	321.6
4:45-5:45 PM	296	305	308	317	377	320.6
5:00-6:00 PM	320	306	329	327	360	328.4

Client: AECOM
 File Number:
 Route: Yale St
 Location: Between Olmsted Rd & Stanford Ave

Site Ref: 09
 Direction: WB

Count Date	5/16/2022		5/17/2022		5/18/2022		5/19/2022		5/20/2022		Average	
	AM	PM	AM	PM	AM	PM	AM	PM	AM	PM	AM	PM
00:00	4	10	0	5	2	9	2	3	1	3	2	6
00:15	3	6	0	10	1	8	0	4	1	8	1	7
00:30	3	10	4	4	0	10	1	6	0	8	2	8
00:45	3	8	0	9	0	6	0	9	0	15	1	9
01:00	1	7	0	12	2	11	1	15	3	5	1	10
01:15	2	11	1	7	2	8	0	7	1	14	1	9
01:30	0	5	1	7	1	11	2	7	1	9	1	8
01:45	0	3	0	4	0	5	0	7	1	6	0	5
02:00	0	6	2	2	0	11	0	4	0	16	0	8
02:15	0	0	0	3	0	6	0	18	0	7	0	7
02:30	0	5	0	7	0	10	0	10	0	16	0	10
02:45	0	18	0	12	0	13	1	7	0	11	0	12
03:00	1	3	0	7	0	12	1	5	0	7	0	7
03:15	0	7	0	10	0	5	1	8	0	12	0	8
03:30	0	4	0	18	0	10	0	14	0	8	0	11
03:45	1	12	0	9	0	11	0	15	0	9	0	11
04:00	0	14	0	9	0	14	0	10	0	10	0	11
04:15	0	12	0	6	0	9	0	13	0	13	0	11
04:30	0	10	0	13	1	12	0	7	0	13	0	11
04:45	0	8	0	17	0	8	0	11	0	11	0	11
05:00	1	12	0	7	0	10	1	11	0	11	0	10
05:15	0	14	1	25	0	15	1	14	0	17	0	17
05:30	1	8	1	12	1	8	0	14	2	15	1	11
05:45	1	12	3	16	2	18	1	10	2	18	2	15
06:00	2	13	2	11	0	15	2	17	1	17	1	15
06:15	4	10	2	17	1	7	1	11	2	13	2	12
06:30	2	9	3	9	4	14	3	9	5	11	3	10
06:45	4	13	7	13	4	17	4	8	4	14	5	13
07:00	3	13	4	13	6	8	5	11	7	17	5	12
07:15	5	12	3	9	6	11	6	14	6	18	5	13
07:30	8	10	8	9	9	10	6	13	6	15	7	11
07:45	7	5	9	16	6	10	9	4	7	3	8	8
08:00	8	5	6	15	10	7	6	13	12	15	8	11
08:15	14	10	14	10	21	11	10	14	18	11	15	11
08:30	14	13	19	5	12	10	13	14	14	11	14	11
08:45	9	6	17	9	18	8	15	7	11	8	14	8
09:00	9	10	11	8	12	3	7	11	14	7	11	8
09:15	12	6	8	5	17	10	13	11	10	5	12	7
09:30	7	9	3	3	6	5	8	7	11	8	7	6
09:45	5	6	6	5	9	11	2	10	7	6	6	8
10:00	10	3	9	5	5	5	4	7	4	6	6	5
10:15	5	1	8	5	4	5	4	8	6	7	5	5
10:30	10	4	9	7	10	3	4	2	4	5	7	4
10:45	5	3	6	1	8	3	12	4	8	6	8	3
11:00	7	1	10	1	9	4	12	3	10	2	10	2
11:15	9	1	6	3	9	1	6	3	7	0	7	2
11:30	8	2	3	5	12	1	14	4	3	8	8	4
11:45	8	2	6	1	9	2	8	1	9	3	8	2
Totals	196	372	192	416	219	421	186	435	198	478	198	424
Day Total	568		608		640		621		676		623	
AM Pct	34.5%		31.6%		34.2%		30.0%		29.3%		31.8%	

AECOM

7:00-8:00 AM	23	24	27	26	26	25
7:15-8:15 AM	28	26	31	27	31	29
7:30-8:30 AM	37	37	46	31	43	39
7:45-8:45 AM	43	48	49	38	51	46
8:00-9:00 AM	45	56	61	44	55	52

4:00-5:00 PM	44	45	43	41	47	44
4:15-5:15 PM	42	43	39	42	48	42.8
4:30-5:30 PM	44	62	45	43	52	49.2
4:45-5:45 PM	42	61	41	50	54	49.6
5:00-6:00 PM	46	60	51	49	61	53.4

Client: AECOM
 File Number:
 Route: Yale St
 Location: Between Olmsted Rd & Stanford Ave

Site Ref: 09
 Direction: EB

Count Date Count Time	5/16/2022		5/17/2022		5/18/2022		5/19/2022		5/20/2022		Average	
	AM	PM	AM	PM	AM	PM	AM	PM	AM	PM	AM	PM
00:00	1	6	0	7	3	5	0	15	1	8	1	8
00:15	0	5	0	3	3	6	1	4	0	8	1	5
00:30	1	6	3	8	1	6	0	5	2	10	1	7
00:45	3	8	0	8	0	8	1	8	0	9	1	8
01:00	2	8	0	7	0	7	0	8	1	6	1	7
01:15	0	7	0	8	0	7	0	10	1	13	0	9
01:30	0	1	1	4	1	10	0	6	2	5	1	5
01:45	0	6	1	3	0	7	0	9	0	7	0	6
02:00	0	3	0	6	0	6	0	9	0	18	0	8
02:15	0	4	0	9	0	11	0	8	0	6	0	8
02:30	0	10	0	16	0	5	0	18	0	12	0	12
02:45	0	7	0	6	0	12	1	5	0	14	0	9
03:00	0	5	0	8	0	14	0	10	0	7	0	9
03:15	0	7	0	6	0	9	0	10	0	9	0	8
03:30	0	4	0	9	0	7	0	9	0	9	0	8
03:45	0	7	0	9	0	9	0	7	0	9	0	8
04:00	0	10	0	10	0	7	0	16	2	10	0	11
04:15	1	11	0	11	0	7	0	8	0	16	0	11
04:30	1	9	0	10	0	15	0	15	0	9	0	12
04:45	0	11	0	14	0	12	0	9	0	11	0	11
05:00	0	12	0	15	1	14	1	14	0	14	0	14
05:15	0	9	2	10	2	12	3	12	0	8	1	10
05:30	0	11	2	9	1	19	1	16	3	30	1	17
05:45	2	7	3	15	2	11	2	17	2	20	2	14
06:00	0	14	2	9	0	15	1	14	0	18	1	14
06:15	0	14	1	9	1	15	1	18	1	29	1	17
06:30	2	21	2	8	0	15	1	13	0	13	1	14
06:45	5	8	2	10	4	6	3	12	2	8	3	9
07:00	1	6	1	11	4	8	4	16	0	13	2	11
07:15	2	6	3	9	3	6	3	6	2	11	3	8
07:30	7	4	7	21	3	9	6	7	9	19	6	12
07:45	8	6	12	5	14	6	9	9	10	8	11	7
08:00	12	4	16	7	13	6	13	5	10	7	13	6
08:15	12	12	13	6	13	2	9	7	9	4	11	6
08:30	10	4	7	4	16	8	8	4	12	10	11	6
08:45	6	6	10	8	11	5	16	5	10	8	11	6
09:00	9	1	9	4	11	3	9	6	6	4	9	4
09:15	10	1	5	3	15	5	8	5	8	6	9	4
09:30	4	5	13	3	10	4	10	4	12	6	10	4
09:45	9	1	7	6	10	5	9	4	3	4	8	4
10:00	6	2	6	0	4	1	4	4	11	3	6	2
10:15	5	1	9	1	7	0	5	5	7	2	7	2
10:30	9	2	4	3	8	1	5	2	4	0	6	2
10:45	8	0	7	0	2	4	10	2	6	2	7	2
11:00	6	1	5	1	9	2	8	1	6	2	7	1
11:15	6	2	3	4	12	1	6	4	5	2	6	3
11:30	7	1	6	1	10	1	8	1	6	3	7	1
11:45	6	1	8	1	4	0	7	1	7	2	6	1
Totals	161	297	170	345	198	354	173	403	160	452	172	370
Day Total	458		515		552		576		612		543	
AM Pct	35.2%		33.0%		35.9%		30.0%		26.1%		31.8%	

AECOM

7:00-8:00 AM	18	23	24	22	21	22
7:15-8:15 AM	29	38	33	31	31	32
7:30-8:30 AM	39	48	43	37	38	41
7:45-8:45 AM	42	48	56	39	41	45
8:00-9:00 AM	40	46	53	46	41	45

4:00-5:00 PM	41	45	41	48	46	44.2
4:15-5:15 PM	43	50	48	46	50	47.4
4:30-5:30 PM	41	49	53	50	42	47
4:45-5:45 PM	43	48	57	51	63	52.4
5:00-6:00 PM	39	49	56	59	72	55

Client: AECOM
 File Number:
 Route: Wellesley St
 Location: Between Olmsted Rd & Stanford Ave

Site Ref: 10
 Direction: WB

Count Date Count Time	5/16/2022		5/17/2022		5/18/2022		5/19/2022		5/20/2022		Average	
	AM	PM	AM	PM	AM	PM	AM	PM	AM	PM	AM	PM
00:00	3	3	1	6	4	5	3	6	1	4	2	5
00:15	5	6	1	3	3	5	0	3	2	4	2	4
00:30	1	7	2	6	1	4	1	8	1	8	1	7
00:45	3	10	1	3	3	6	1	2	2	11	2	6
01:00	1	7	1	6	0	9	0	4	1	9	1	7
01:15	1	6	0	1	1	2	2	4	3	5	1	4
01:30	0	4	1	4	1	4	0	3	1	8	1	5
01:45	4	4	0	2	0	4	0	1	1	4	1	3
02:00	0	5	0	4	1	5	1	1	0	4	0	4
02:15	1	5	0	3	0	5	0	5	0	5	0	5
02:30	0	3	1	5	1	7	0	3	0	7	0	5
02:45	0	10	0	9	0	6	0	3	0	9	0	7
03:00	0	5	0	4	0	6	1	6	1	7	0	6
03:15	0	3	0	5	0	3	0	10	0	7	0	6
03:30	0	5	1	5	0	7	0	9	0	7	0	7
03:45	0	8	0	1	0	6	0	6	0	5	0	5
04:00	0	14	0	10	0	11	1	7	0	7	0	10
04:15	1	6	0	6	0	5	1	4	0	7	0	6
04:30	0	6	0	6	0	9	0	9	0	5	0	7
04:45	0	9	0	8	0	8	0	11	0	9	0	9
05:00	0	5	0	6	0	4	1	8	0	8	0	6
05:15	0	6	0	6	0	7	0	11	0	12	0	8
05:30	0	7	0	6	0	4	0	6	1	14	0	7
05:45	0	9	0	8	1	7	0	8	0	8	0	8
06:00	1	14	1	7	1	9	1	11	1	10	1	10
06:15	1	13	1	12	2	8	0	8	0	14	1	11
06:30	1	11	1	2	0	11	0	12	0	15	0	10
06:45	0	8	1	15	2	10	2	8	1	11	1	10
07:00	1	5	1	10	1	10	2	15	1	13	1	11
07:15	1	5	1	10	3	15	3	6	1	8	2	9
07:30	2	6	0	8	5	11	2	4	4	6	3	7
07:45	6	7	2	4	2	11	8	9	3	11	4	8
08:00	0	4	8	6	0	10	6	9	5	9	4	8
08:15	2	8	2	12	1	11	3	8	3	5	2	9
08:30	5	5	4	11	5	9	1	5	1	6	3	7
08:45	9	3	2	10	5	6	5	9	3	7	5	7
09:00	4	12	2	7	4	15	4	11	3	3	3	10
09:15	6	5	7	7	5	10	7	12	1	13	5	9
09:30	4	4	5	10	7	6	3	7	3	7	4	7
09:45	6	5	5	6	3	2	2	4	6	7	4	5
10:00	3	3	5	4	3	6	5	5	3	6	4	5
10:15	4	5	4	6	3	8	5	6	3	8	4	7
10:30	7	3	9	2	2	7	5	5	2	5	5	4
10:45	9	3	5	8	7	6	7	1	5	5	7	5
11:00	2	3	6	3	3	4	7	1	4	4	4	3
11:15	2	5	6	2	3	3	4	4	5	6	4	4
11:30	4	2	3	3	8	1	4	4	4	1	5	2
11:45	3	1	7	3	3	2	7	1	0	2	4	2
Totals	103	293	97	291	94	330	105	303	76	356	95	315
Day Total	396	388	424	408	432	410						
AM Pct	26.0%	25.0%	22.2%	25.7%	17.6%	23.2%						

AECOM

7:00-8:00 AM	10	4	11	15	9	10
7:15-8:15 AM	9	11	10	19	13	12
7:30-8:30 AM	10	12	8	19	15	13
7:45-8:45 AM	13	16	8	18	12	13
8:00-9:00 AM	16	16	11	15	12	14

4:00-5:00 PM	35	30	33	31	28	31.4
4:15-5:15 PM	26	26	26	32	29	27.8
4:30-5:30 PM	26	26	28	39	34	30.6
4:45-5:45 PM	27	26	23	36	43	31
5:00-6:00 PM	27	26	22	33	42	30

Client: AECOM
 File Number:
 Route: Wellesley St
 Location: Between Olmsted Rd & Stanford Ave

Site Ref: 10
 Direction: EB

Count Date	5/16/2022		5/17/2022		5/18/2022		5/19/2022		5/20/2022		Average	
	AM	PM	AM	PM	AM	PM	AM	PM	AM	PM	AM	PM
00:00	4	4	0	7	2	8	0	4	1	6	1	6
00:15	1	4	1	6	3	6	1	6	0	4	1	5
00:30	2	6	2	5	3	4	0	4	1	10	2	6
00:45	1	6	1	9	0	6	0	5	1	11	1	7
01:00	1	4	1	1	1	4	0	8	0	4	1	4
01:15	0	1	0	3	3	7	0	8	1	6	1	5
01:30	0	6	0	5	0	6	0	5	0	10	0	6
01:45	1	5	1	6	0	11	0	9	0	7	0	8
02:00	0	5	1	3	0	4	0	4	0	6	0	4
02:15	0	14	0	5	0	4	0	8	0	5	0	7
02:30	0	2	0	5	0	3	0	4	0	7	0	4
02:45	0	5	0	8	0	6	0	7	0	5	0	6
03:00	0	6	0	3	0	6	1	2	1	6	0	5
03:15	0	5	0	7	0	9	0	5	0	12	0	8
03:30	0	4	1	8	0	5	0	4	1	5	0	5
03:45	0	8	0	3	0	8	0	7	0	5	0	6
04:00	0	4	0	6	0	4	0	7	0	12	0	7
04:15	0	9	0	8	0	8	0	4	0	10	0	8
04:30	0	10	0	6	0	7	0	7	0	7	0	7
04:45	0	13	0	4	0	1	0	8	0	13	0	8
05:00	1	10	1	11	0	7	1	13	0	12	1	11
05:15	0	8	1	6	1	2	0	7	0	7	0	6
05:30	1	10	0	8	0	6	1	11	0	12	0	9
05:45	0	9	0	15	1	6	0	9	1	10	0	10
06:00	2	13	0	4	1	8	0	3	0	16	1	9
06:15	1	9	1	14	3	13	2	13	2	13	2	12
06:30	2	9	0	12	1	7	0	10	1	15	1	11
06:45	1	7	3	12	5	15	2	8	1	9	2	10
07:00	1	7	2	15	0	5	4	11	0	10	1	10
07:15	3	7	4	4	4	16	7	10	6	6	5	9
07:30	8	3	5	3	8	5	8	10	1	7	6	6
07:45	9	9	7	10	3	11	4	6	7	9	6	9
08:00	3	6	3	6	5	13	6	5	8	9	5	8
08:15	6	3	6	7	4	5	6	5	4	6	5	5
08:30	2	10	2	7	5	7	3	9	8	2	4	7
08:45	7	7	7	5	9	8	10	7	8	4	8	6
09:00	5	5	7	2	6	4	6	4	5	1	6	3
09:15	8	4	7	5	7	5	6	12	7	3	7	6
09:30	4	1	7	3	5	3	2	5	8	4	5	3
09:45	5	5	7	3	7	2	4	6	5	6	6	4
10:00	5	2	3	1	2	4	4	2	6	7	4	3
10:15	5	3	5	3	5	4	5	4	4	4	5	4
10:30	5	3	5	5	5	3	4	3	5	3	5	3
10:45	3	1	5	1	2	6	3	1	8	4	4	3
11:00	7	3	6	2	5	2	2	4	6	4	5	3
11:15	4	1	3	1	5	3	9	2	5	2	5	2
11:30	11	5	6	2	7	3	7	1	8	1	8	2
11:45	5	1	4	5	10	1	5	1	5	1	6	2
Totals	124	282	115	280	128	291	113	298	125	338	121	298
Day Total	406		395		419		411		463		419	
AM Pct	30.5%		29.1%		30.5%		27.5%		27.0%		28.9%	

AECOM

7:00-8:00 AM	21	18	15	23	14	18
7:15-8:15 AM	23	19	20	25	22	22
7:30-8:30 AM	26	21	20	24	20	22
7:45-8:45 AM	20	18	17	19	27	20
8:00-9:00 AM	18	18	23	25	28	22
4:00-5:00 PM	36	24	20	26	42	29.6
4:15-5:15 PM	42	29	23	32	42	33.6
4:30-5:30 PM	41	27	17	35	39	31.8
4:45-5:45 PM	41	29	16	39	44	33.8
5:00-6:00 PM	37	40	21	40	41	35.8

Client: AECOM
 File Number:
 Route: Oberlin St
 Location: Between Olmsted Rd & Stanford Ave

Site Ref: 11
 Direction: WB

Count Date	5/16/2022		5/17/2022		5/18/2022		5/19/2022		5/20/2022		Average	
	AM	PM	AM	PM	AM	PM	AM	PM	AM	PM	AM	PM
00:00	0	1	1	4	0	4	0	3	0	5	0	3
00:15	0	5	0	2	1	2	0	4	0	8	0	4
00:30	4	3	0	1	2	2	0	3	2	2	2	2
00:45	3	1	0	5	0	1	0	1	0	2	1	2
01:00	0	3	1	1	0	4	0	0	0	4	0	2
01:15	0	5	1	4	0	7	1	5	1	3	1	5
01:30	0	3	1	5	0	5	0	3	0	3	0	4
01:45	0	4	1	1	2	3	0	6	2	2	1	3
02:00	0	4	0	4	0	2	0	1	0	4	0	3
02:15	0	9	0	13	0	3	1	6	0	7	0	8
02:30	0	7	0	6	0	2	1	6	0	10	0	6
02:45	0	4	0	10	0	3	0	1	1	7	0	5
03:00	0	0	0	2	0	2	0	2	0	6	0	2
03:15	0	4	0	2	0	7	0	4	0	4	0	4
03:30	0	4	0	3	0	5	0	7	0	4	0	5
03:45	1	3	0	3	0	6	0	4	0	4	0	4
04:00	0	1	0	5	0	4	0	1	0	2	0	3
04:15	0	2	1	2	0	4	1	2	0	5	0	3
04:30	0	4	0	3	0	0	0	6	1	6	0	4
04:45	0	4	0	4	1	3	0	4	0	1	0	3
05:00	0	3	1	3	0	5	0	2	0	4	0	3
05:15	0	4	1	3	0	7	1	8	0	12	0	7
05:30	1	9	1	6	1	2	2	9	1	5	1	6
05:45	1	3	3	3	2	11	3	4	2	9	2	6
06:00	0	5	2	3	1	4	1	7	0	10	1	6
06:15	2	7	0	6	0	4	1	6	4	13	1	7
06:30	6	3	3	7	3	6	2	3	1	4	3	5
06:45	0	3	0	5	1	6	0	2	2	3	1	4
07:00	2	5	3	1	2	3	2	7	1	3	2	4
07:15	2	4	2	6	2	3	3	2	1	8	2	5
07:30	2	7	4	3	2	4	4	5	1	1	3	4
07:45	23	4	22	6	24	5	29	4	24	1	24	4
08:00	42	3	40	4	35	6	47	1	51	2	43	3
08:15	4	5	4	0	5	2	5	7	4	7	4	4
08:30	4	3	1	3	9	4	5	4	2	4	4	4
08:45	5	4	4	2	4	5	2	4	1	4	3	4
09:00	6	4	3	0	4	4	2	3	3	4	4	3
09:15	4	2	8	4	5	1	5	6	7	5	6	4
09:30	2	4	4	3	5	2	2	2	3	4	3	3
09:45	1	3	3	4	3	1	3	5	4	1	3	3
10:00	3	1	2	1	2	3	5	3	3	3	3	2
10:15	1	1	4	2	0	2	4	2	1	1	2	2
10:30	0	2	0	1	1	2	0	2	0	2	0	2
10:45	3	2	2	3	1	3	4	2	2	3	2	3
11:00	4	3	4	1	2	1	5	1	3	5	4	2
11:15	4	0	0	1	2	1	5	4	2	2	3	2
11:30	3	1	3	1	1	0	2	0	3	0	2	0
11:45	5	0	5	0	3	4	4	1	6	0	5	1
Totals	138	166	135	162	126	170	152	175	139	209	138	176
Day Total	304		297		296		327		348		314	
AM Pct	45.4%		45.5%		42.6%		46.5%		39.9%		43.9%	

AECOM

7:00-8:00 AM	29	31	30	38	27	31
7:15-8:15 AM	69	68	63	83	77	72
7:30-8:30 AM	71	70	66	85	80	74
7:45-8:45 AM	73	67	73	86	81	76
8:00-9:00 AM	55	49	53	59	58	55

4:00-5:00 PM	11	14	11	13	14	12.6
4:15-5:15 PM	13	12	12	14	16	13.4
4:30-5:30 PM	15	13	15	20	23	17.2
4:45-5:45 PM	20	16	17	23	22	19.6
5:00-6:00 PM	19	15	25	23	30	22.4

Client: AECOM
 File Number:
 Route: Oberlin St
 Location: Between Olmsted Rd & Stanford Ave

Site Ref: 11
 Direction: EB

Count Date Count Time	5/16/2022		5/17/2022		5/18/2022		5/19/2022		5/20/2022		Average	
	AM	PM	AM	PM	AM	PM	AM	PM	AM	PM	AM	PM
00:00	1	4	0	4	0	2	0	7	1	1	0	4
00:15	0	5	1	6	1	6	0	3	1	0	1	4
00:30	0	3	0	1	0	8	0	3	1	6	0	4
00:45	1	2	0	5	0	1	1	4	1	3	1	3
01:00	1	5	0	5	1	4	0	6	0	2	0	4
01:15	1	6	0	3	0	3	1	1	1	6	1	4
01:30	0	5	0	5	0	6	0	1	0	6	0	5
01:45	0	4	0	1	0	5	0	4	0	5	0	4
02:00	0	3	0	5	0	4	0	4	2	5	0	4
02:15	0	0	0	4	0	5	1	2	0	6	0	3
02:30	0	2	0	5	0	4	0	5	0	4	0	4
02:45	0	4	0	4	0	5	0	6	0	4	0	5
03:00	1	7	0	3	0	4	0	4	0	3	0	4
03:15	0	7	0	3	0	8	0	4	0	9	0	6
03:30	0	4	0	2	0	6	0	2	0	5	0	4
03:45	0	3	0	6	0	6	0	9	0	7	0	6
04:00	0	7	0	2	0	9	0	6	0	7	0	6
04:15	0	7	0	5	0	5	1	8	0	4	0	6
04:30	0	4	0	3	0	6	0	14	1	12	0	8
04:45	0	5	0	6	0	8	0	8	0	6	0	7
05:00	1	5	0	5	0	3	0	4	0	8	0	5
05:15	0	6	0	8	0	4	0	3	0	5	0	5
05:30	0	3	0	5	0	6	0	6	1	8	0	6
05:45	0	7	0	6	0	14	1	10	0	8	0	9
06:00	0	8	0	13	0	8	0	7	0	6	0	8
06:15	1	5	0	2	3	6	0	6	0	7	1	5
06:30	0	1	1	9	1	3	2	1	1	8	1	4
06:45	4	4	3	7	3	2	3	4	1	7	3	5
07:00	2	4	2	5	0	7	1	5	1	7	1	6
07:15	1	5	1	6	3	3	1	8	5	4	2	5
07:30	7	5	2	3	3	4	3	5	3	3	4	4
07:45	2	3	5	2	2	2	0	3	5	2	3	2
08:00	8	2	8	4	3	3	6	2	4	2	6	3
08:15	5	3	7	1	6	5	2	4	7	3	5	3
08:30	5	2	9	3	3	2	3	2	6	3	5	2
08:45	3	4	3	2	5	6	7	2	5	3	5	3
09:00	3	1	7	2	5	6	3	5	4	2	4	3
09:15	4	0	3	1	7	2	4	2	2	5	4	2
09:30	3	0	5	2	5	1	5	3	6	1	5	1
09:45	3	0	2	1	3	3	4	5	3	2	3	2
10:00	5	0	4	0	2	1	2	3	4	1	3	1
10:15	2	1	3	5	6	3	3	2	5	2	4	3
10:30	1	0	6	0	1	6	1	1	2	2	2	2
10:45	3	1	2	2	4	2	7	1	5	3	4	2
11:00	0	1	1	1	2	1	2	1	3	0	2	1
11:15	1	1	1	2	5	1	6	0	2	0	3	1
11:30	6	1	2	0	0	0	2	0	3	2	3	1
11:45	8	2	5	0	2	0	4	0	4	0	5	0
Totals	83	162	83	175	76	209	76	196	90	205	82	189
Day Total	245	258	285	272	295	271						
AM Pct	33.9%	32.2%	26.7%	27.9%	30.5%	30.1%						

AECOM

7:00-8:00 AM	12	10	8	5	14	10
7:15-8:15 AM	18	16	11	10	17	14
7:30-8:30 AM	22	22	14	11	19	18
7:45-8:45 AM	20	29	14	11	22	19
8:00-9:00 AM	21	27	17	18	22	21
4:00-5:00 PM	23	16	28	36	29	26.4
4:15-5:15 PM	21	19	22	34	30	25.2
4:30-5:30 PM	20	22	21	29	31	24.6
4:45-5:45 PM	19	24	21	21	27	22.4
5:00-6:00 PM	21	24	27	23	29	24.8

Client: AECOM
 File Number:
 Route: Olmsted Rd
 Location: North of Escondido Rd

Site Ref: 12
 Direction: NB

Count Time	5/16/2022		5/17/2022		5/18/2022		5/19/2022		5/20/2022		Average	
	AM	PM	AM	PM	AM	PM	AM	PM	AM	PM	AM	PM
00:00	0	1	1	2	0	2	0	0	0	2	0	1
00:15	0	1	0	3	1	3	0	0	0	0	0	1
00:30	0	5	1	0	0	1	1	1	1	0	1	1
00:45	0	1	0	3	0	6	0	1	0	2	0	3
01:00	0	0	0	3	0	2	0	1	0	1	0	1
01:15	0	3	0	9	0	12	0	2	0	3	0	6
01:30	0	0	0	7	0	13	0	1	0	3	0	5
01:45	0	1	0	6	0	2	0	3	0	1	0	3
02:00	0	2	0	1	0	1	0	5	0	3	0	2
02:15	1	2	0	8	0	4	0	4	0	11	0	6
02:30	0	2	0	5	0	1	0	10	0	8	0	5
02:45	0	6	0	7	0	4	0	5	0	8	0	6
03:00	0	2	0	3	0	2	0	2	0	4	0	3
03:15	0	3	0	0	0	3	0	2	0	4	0	2
03:30	0	2	0	3	0	0	0	0	0	1	0	1
03:45	0	0	0	2	0	3	0	7	0	3	0	3
04:00	0	1	0	1	0	4	0	5	0	1	0	2
04:15	0	5	0	5	0	3	0	6	0	1	0	4
04:30	0	3	1	7	1	1	1	3	1	6	1	4
04:45	1	3	0	4	0	4	0	4	0	1	0	3
05:00	0	5	0	3	0	6	0	8	0	7	0	6
05:15	0	5	0	5	0	6	0	2	0	2	0	4
05:30	1	2	1	5	1	7	1	6	0	6	1	5
05:45	1	5	1	1	1	4	2	2	1	2	1	3
06:00	1	5	3	2	3	2	3	1	1	1	2	2
06:15	3	2	3	0	2	4	3	3	4	2	3	2
06:30	5	3	4	0	6	3	3	2	4	2	4	2
06:45	1	3	1	2	3	6	4	2	3	1	2	3
07:00	1	1	3	2	1	0	2	0	1	4	2	1
07:15	0	1	2	3	2	2	2	1	0	2	1	2
07:30	6	1	10	0	5	2	7	1	6	0	7	1
07:45	3	1	7	0	3	1	5	2	6	0	5	1
08:00	21	1	16	2	11	2	18	2	20	0	17	1
08:15	4	3	4	1	1	0	4	1	0	2	3	1
08:30	2	2	2	0	4	1	1	1	2	0	2	1
08:45	3	1	1	0	2	0	3	0	5	0	3	0
09:00	2	0	0	0	1	1	3	1	1	1	1	1
09:15	2	0	0	1	3	1	2	1	2	1	2	1
09:30	0	0	3	2	4	0	3	1	1	1	2	1
09:45	0	0	4	1	0	1	1	3	0	1	1	1
10:00	2	1	1	0	3	0	1	1	1	2	2	1
10:15	2	0	2	1	3	1	0	0	0	0	1	0
10:30	2	1	2	1	2	1	2	1	0	1	2	1
10:45	2	0	1	1	1	2	3	0	0	0	1	1
11:00	3	0	5	1	2	0	5	0	4	0	4	0
11:15	3	0	4	1	4	0	4	0	7	1	4	0
11:30	5	0	3	1	1	0	2	0	5	0	3	0
11:45	1	1	1	0	1	1	1	0	2	0	1	0
Totals	78	87	87	115	72	125	87	104	78	102	80	107
Day Total	165		202		197		191		180		187	
AM Pct	47.3%		43.1%		36.5%		45.5%		43.3%		43.0%	

AECOM

7:00-8:00 AM	10	22	11	16	13	14
7:15-8:15 AM	30	35	21	32	32	30
7:30-8:30 AM	34	37	20	34	32	31
7:45-8:45 AM	30	29	19	28	28	27
8:00-9:00 AM	30	23	18	26	27	25

4:00-5:00 PM	12	17	12	18	9	13.6
4:15-5:15 PM	16	19	14	21	15	17
4:30-5:30 PM	16	19	17	17	16	17
4:45-5:45 PM	15	17	23	20	16	18.2
5:00-6:00 PM	17	14	23	18	17	17.8

Client: AECOM
 File Number:
 Route: Olmsted Rd
 Location: North of Escondido Rd

Site Ref: 12
 Direction: SB

Count Date	5/16/2022		5/17/2022		5/18/2022		5/19/2022		5/20/2022		Average	
	AM	PM	AM	PM	AM	PM	AM	PM	AM	PM	AM	PM
00:00	2	0	0	1	1	2	0	6	0	3	1	2
00:15	0	3	0	4	0	3	0	5	0	1	0	3
00:30	0	4	0	4	0	3	0	3	0	2	0	3
00:45	0	3	0	1	0	3	0	2	0	3	0	2
01:00	1	2	0	2	0	2	0	1	0	2	0	2
01:15	0	1	0	3	0	12	1	1	0	9	0	5
01:30	1	3	0	6	0	7	0	4	0	3	0	5
01:45	0	4	0	3	0	3	0	2	0	2	0	3
02:00	1	1	0	6	0	3	0	3	0	5	0	4
02:15	0	9	0	15	0	4	0	13	1	9	0	10
02:30	0	6	0	7	0	3	0	3	0	8	0	5
02:45	0	2	0	9	0	3	0	4	0	8	0	5
03:00	0	6	0	9	1	8	0	4	0	6	0	7
03:15	0	7	0	8	0	13	0	10	0	8	0	9
03:30	0	5	0	5	0	5	0	7	0	3	0	5
03:45	0	2	0	2	0	3	1	4	0	3	0	3
04:00	0	5	0	2	0	3	0	7	0	2	0	4
04:15	0	2	0	1	0	2	0	2	1	2	0	2
04:30	0	4	0	8	0	2	0	4	0	1	0	4
04:45	0	3	0	7	0	5	0	4	0	6	0	5
05:00	0	1	0	1	0	5	0	6	0	3	0	3
05:15	0	5	0	2	0	8	0	6	0	5	0	5
05:30	0	7	1	5	0	1	1	3	0	5	0	4
05:45	1	5	1	2	1	3	0	2	0	6	1	4
06:00	1	4	1	3	1	4	3	4	1	6	1	4
06:15	1	3	1	1	1	0	0	2	1	1	1	1
06:30	1	1	1	2	0	2	0	0	0	2	0	1
06:45	0	5	0	0	0	3	1	2	1	1	0	2
07:00	0	1	1	2	0	1	1	0	0	2	0	1
07:15	0	0	2	2	0	0	1	2	0	3	1	1
07:30	1	2	6	0	1	0	3	4	2	1	3	1
07:45	29	0	19	0	20	2	22	2	26	2	23	1
08:00	48	0	49	2	38	1	54	3	49	1	48	1
08:15	5	0	5	0	5	1	6	1	3	2	5	1
08:30	4	0	3	0	6	0	8	1	9	3	6	1
08:45	4	1	3	0	5	1	2	0	7	0	4	0
09:00	4	1	3	1	4	0	3	0	4	1	4	1
09:15	4	0	5	0	3	1	6	1	4	2	4	1
09:30	4	1	6	0	3	2	4	0	1	0	4	1
09:45	1	0	2	2	3	0	4	1	8	1	4	1
10:00	1	0	2	0	3	2	4	0	2	0	2	0
10:15	2	0	2	2	4	0	5	0	0	0	3	0
10:30	2	0	3	0	1	0	1	0	0	0	1	0
10:45	1	0	4	2	4	2	6	1	2	1	3	1
11:00	1	0	3	0	1	1	9	0	2	0	3	0
11:15	3	0	5	0	3	0	3	1	1	0	3	0
11:30	5	0	5	1	2	0	2	0	3	0	3	0
11:45	4	1	3	0	6	1	5	0	7	0	5	0
Totals	132	110	136	133	117	130	156	131	135	134	135	128
Day Total	242		269		247		287		269		263	
AM Pct	54.5%		50.6%		47.4%		54.4%		50.2%		51.4%	

AECOM

7:00-8:00 AM	30	28	21	27	28	27
7:15-8:15 AM	78	76	59	80	77	74
7:30-8:30 AM	83	79	64	85	80	78
7:45-8:45 AM	86	76	69	90	87	82
8:00-9:00 AM	61	60	54	70	68	63

4:00-5:00 PM	14	18	12	17	11	14.4
4:15-5:15 PM	10	17	14	16	12	13.8
4:30-5:30 PM	13	18	20	20	15	17.2
4:45-5:45 PM	16	15	19	19	19	17.6
5:00-6:00 PM	18	10	17	17	19	16.2

Client: AECOM
 File Number:
 Route: Bowdoin St
 Location: Between Stanford Ave & Pine Hill Rd

Site Ref: 13
 Direction: WB

Count Date	5/16/2022		5/17/2022		5/18/2022		5/19/2022		5/20/2022		Average	
	AM	PM	AM	PM	AM	PM	AM	PM	AM	PM	AM	PM
00:00	14	45	2	58	5	62	5	51	13	51	8	53
00:15	7	41	1	41	2	42	7	55	5	44	4	45
00:30	11	38	1	41	3	43	3	45	6	51	5	44
00:45	6	54	3	57	3	44	5	44	4	48	4	49
01:00	7	42	0	40	2	48	4	48	3	58	3	47
01:15	4	37	5	56	1	60	7	46	5	63	4	52
01:30	3	31	3	48	2	62	4	36	2	43	3	44
01:45	3	46	0	45	4	43	1	53	0	51	2	48
02:00	5	36	2	42	4	34	2	36	3	42	3	38
02:15	1	37	4	35	5	38	1	35	2	31	3	35
02:30	3	46	2	57	1	36	1	49	1	69	2	51
02:45	0	50	0	50	1	55	1	58	0	52	0	53
03:00	2	39	2	45	5	48	1	35	0	44	2	42
03:15	0	38	3	46	1	51	4	41	3	64	2	48
03:30	3	40	1	44	1	49	1	48	2	57	2	48
03:45	0	51	1	65	2	53	3	71	0	72	1	62
04:00	6	43	3	61	2	41	7	58	3	77	4	56
04:15	0	46	2	42	2	58	6	39	7	76	3	52
04:30	7	46	4	61	6	51	4	51	4	39	5	50
04:45	7	58	9	62	10	55	8	70	9	56	9	60
05:00	10	42	10	42	11	55	12	47	15	62	12	50
05:15	13	49	15	82	18	64	17	64	13	62	15	64
05:30	13	65	22	69	20	62	21	62	21	65	19	65
05:45	68	44	64	71	67	72	63	79	53	73	63	68
06:00	37	44	50	72	47	57	41	61	43	68	44	60
06:15	26	45	28	73	43	46	30	62	29	67	31	59
06:30	38	43	47	81	47	45	29	48	28	70	38	57
06:45	43	41	38	78	43	40	48	46	38	70	42	55
07:00	34	34	54	52	31	54	40	38	32	50	38	46
07:15	54	39	51	41	58	49	66	40	56	61	57	46
07:30	67	18	80	39	80	22	80	51	70	53	75	37
07:45	78	31	74	32	103	40	69	39	66	54	78	39
08:00	78	31	107	31	87	47	99	32	91	36	92	35
08:15	100	32	98	44	86	33	86	38	62	43	86	38
08:30	89	20	87	36	97	25	97	28	80	35	90	29
08:45	101	23	106	23	89	33	100	40	78	37	95	31
09:00	77	19	73	25	86	23	70	22	63	29	74	24
09:15	80	11	74	39	68	29	71	36	58	24	70	28
09:30	57	16	60	15	78	24	72	27	42	32	62	23
09:45	42	17	54	20	48	17	45	24	58	20	49	20
10:00	29	11	46	15	42	23	46	13	53	24	43	17
10:15	27	17	43	11	58	21	42	18	47	16	43	17
10:30	41	12	64	20	49	17	50	10	44	16	50	15
10:45	47	10	44	18	52	13	51	14	49	15	49	14
11:00	34	12	50	9	54	19	49	10	36	16	45	13
11:15	48	5	47	10	45	8	47	15	39	11	45	10
11:30	45	4	52	4	45	10	46	8	41	21	46	9
11:45	43	6	59	7	73	8	80	4	63	9	64	7
Totals	1508	1605	1645	2055	1687	1929	1642	1945	1440	2227	1584	1952
Day Total	3113	3700	3616	3587	3667	3537						
AM Pct	48.4%	44.5%	46.7%	45.8%	39.3%	44.8%						

AECOM

7:00-8:00 AM	233	259	272	255	224	249
7:15-8:15 AM	277	312	328	314	283	303
7:30-8:30 AM	323	359	356	334	289	332
7:45-8:45 AM	345	366	373	351	299	347
8:00-9:00 AM	368	398	359	382	311	364

4:00-5:00 PM	193	226	205	218	248	218
4:15-5:15 PM	192	207	219	207	233	211.6
4:30-5:30 PM	195	247	225	232	219	223.6
4:45-5:45 PM	214	255	236	243	245	238.6
5:00-6:00 PM	200	264	253	252	262	246.2

Client: AECOM
 File Number:
 Route: Bowdoin St
 Location: Between Stanford Ave & Pine Hill Rd

Site Ref: 13
 Direction: EB

Count Date	5/16/2022		5/17/2022		5/18/2022		5/19/2022		5/20/2022		Average	
	AM	PM	AM	PM	AM	PM	AM	PM	AM	PM	AM	PM
00:00	5	43	5	56	10	42	6	43	12	43	8	45
00:15	9	46	4	26	8	40	6	61	12	49	8	44
00:30	6	44	6	53	8	49	8	57	11	53	8	51
00:45	8	41	3	38	8	46	9	41	3	55	6	44
01:00	9	33	4	43	4	43	6	34	5	60	6	43
01:15	4	42	3	50	2	52	5	48	3	48	3	48
01:30	2	53	5	55	4	49	3	54	2	75	3	57
01:45	4	37	0	48	5	56	5	47	4	54	4	48
02:00	2	56	2	55	0	48	2	62	3	69	2	58
02:15	3	70	6	61	3	60	1	60	2	62	3	63
02:30	2	114	4	104	12	88	5	98	5	93	6	99
02:45	1	72	2	81	4	68	4	88	5	88	3	79
03:00	1	62	1	66	1	75	0	43	3	91	1	67
03:15	0	69	2	99	0	93	1	83	3	83	1	85
03:30	0	72	2	93	0	93	1	86	1	86	1	86
03:45	2	72	0	75	0	66	0	75	0	70	0	72
04:00	1	77	1	93	0	101	3	74	3	81	2	85
04:15	0	77	1	99	1	102	1	89	1	58	1	85
04:30	2	92	0	107	0	115	0	106	5	101	1	104
04:45	4	87	2	102	2	101	2	82	0	95	2	93
05:00	1	116	3	110	1	130	3	132	4	117	2	121
05:15	2	97	2	109	5	106	1	131	2	113	2	111
05:30	3	93	11	103	9	114	6	113	4	122	7	109
05:45	6	77	7	97	10	103	6	84	7	101	7	92
06:00	3	67	12	96	6	111	7	103	2	98	6	95
06:15	5	74	13	83	10	103	6	90	9	82	9	86
06:30	14	77	12	99	15	70	7	78	12	92	12	83
06:45	10	49	12	62	12	70	16	50	12	95	12	65
07:00	19	49	14	73	20	58	16	51	21	66	18	59
07:15	20	47	18	59	23	60	29	60	11	63	20	58
07:30	25	46	29	61	23	65	21	61	21	63	24	59
07:45	27	43	41	58	34	47	41	55	45	45	38	50
08:00	29	30	39	62	33	48	35	43	33	47	34	46
08:15	31	36	26	68	31	44	30	50	39	50	31	50
08:30	39	33	27	39	43	34	32	63	26	51	33	44
08:45	32	24	39	54	34	39	27	52	30	49	32	44
09:00	36	32	25	37	36	41	27	41	23	40	29	38
09:15	23	20	18	33	30	43	24	39	31	51	25	37
09:30	29	33	29	29	27	32	26	33	20	36	26	33
09:45	22	20	43	23	39	31	28	21	39	43	34	28
10:00	32	15	28	32	22	33	21	28	41	38	29	29
10:15	38	27	28	55	26	30	26	31	25	38	29	36
10:30	22	10	32	41	22	15	27	21	29	32	26	24
10:45	25	10	27	23	30	24	31	19	29	19	28	19
11:00	26	19	47	16	27	14	32	18	32	21	33	18
11:15	31	11	35	10	39	12	38	11	34	18	35	12
11:30	28	7	46	7	35	9	40	17	33	12	36	10
11:45	40	2	31	5	29	10	47	9	45	11	38	7
Totals	683	2423	747	2948	743	2883	718	2835	742	3027	727	2823
Day Total	3106	3695	3626	3553	3769	3550						
AM Pct	22.0%	20.2%	20.5%	20.2%	19.7%	20.5%						

AECOM

7:00-8:00 AM	91	102	100	107	98	100
7:15-8:15 AM	101	127	113	126	110	115
7:30-8:30 AM	112	135	121	127	138	127
7:45-8:45 AM	126	133	141	138	143	136
8:00-9:00 AM	131	131	141	124	128	131

4:00-5:00 PM	333	401	419	351	335	367.8
4:15-5:15 PM	372	418	448	409	371	403.6
4:30-5:30 PM	392	428	452	451	426	429.8
4:45-5:45 PM	393	424	451	458	447	434.6
5:00-6:00 PM	383	419	453	460	453	433.6

Client: AECOM
 File Number:
 Route: Raimundo Way
 Location: Between Stanford Ave & Pine Hill Rd

Site Ref: 14
 Direction: WB

Count Date Count Time	5/16/2022		5/17/2022		5/18/2022		5/19/2022		5/20/2022		Average	
	AM	PM	AM	PM	AM	PM	AM	PM	AM	PM	AM	PM
00:00	0	12	0	8	2	8	0	14	5	10	1	10
00:15	1	14	0	13	0	13	0	13	1	14	0	13
00:30	0	8	0	15	2	14	0	16	0	10	0	13
00:45	1	10	1	7	0	11	1	9	1	6	1	9
01:00	1	8	0	14	0	5	1	4	0	9	0	8
01:15	0	9	0	10	0	10	0	15	0	19	0	13
01:30	0	10	0	9	0	13	0	7	0	7	0	9
01:45	1	6	0	6	0	6	0	14	0	14	0	9
02:00	0	5	2	8	0	12	0	5	0	8	0	8
02:15	0	15	0	5	0	7	0	8	0	8	0	9
02:30	0	9	0	17	0	10	0	15	0	12	0	13
02:45	0	17	0	11	0	18	0	10	0	6	0	12
03:00	0	10	1	9	0	14	0	12	0	10	0	11
03:15	0	20	0	19	0	9	0	12	0	19	0	16
03:30	0	7	0	14	0	7	0	15	0	12	0	11
03:45	0	12	0	10	0	18	0	17	0	19	0	15
04:00	0	22	0	11	0	12	0	11	0	11	0	13
04:15	0	14	0	16	0	12	0	21	0	14	0	15
04:30	0	7	0	13	0	12	0	8	0	11	0	10
04:45	0	13	1	14	1	12	0	13	1	11	1	13
05:00	0	9	0	17	0	10	0	10	0	11	0	11
05:15	0	9	1	11	0	11	0	17	0	16	0	13
05:30	0	17	0	10	0	11	0	12	1	11	0	12
05:45	2	14	2	13	1	15	1	10	2	16	2	14
06:00	0	11	0	10	1	9	3	19	1	4	1	11
06:15	5	9	6	12	3	7	3	10	4	18	4	11
06:30	6	7	4	14	6	12	9	13	3	11	6	11
06:45	7	11	3	7	4	6	1	5	9	9	5	8
07:00	4	10	6	4	9	7	5	9	6	11	6	8
07:15	5	5	8	6	6	11	10	14	8	5	7	8
07:30	11	7	7	9	16	13	6	17	6	11	9	11
07:45	16	3	16	9	11	6	18	9	12	12	15	8
08:00	20	7	22	5	23	5	19	5	21	7	21	6
08:15	16	5	13	7	13	11	12	8	9	7	13	8
08:30	18	3	16	6	17	4	18	6	15	5	17	5
08:45	15	3	12	8	17	7	21	7	18	7	17	6
09:00	14	5	25	8	25	7	18	3	10	9	18	6
09:15	14	4	14	4	10	3	18	1	9	3	13	3
09:30	11	5	7	3	14	5	10	8	15	2	11	5
09:45	8	4	10	2	12	1	21	5	19	3	14	3
10:00	14	1	9	3	6	2	12	1	18	8	12	3
10:15	3	4	11	4	5	2	16	6	5	3	8	4
10:30	3	2	9	2	9	6	10	4	14	5	9	4
10:45	8	1	15	1	9	2	10	4	6	4	10	2
11:00	11	0	13	1	16	3	11	4	7	1	12	2
11:15	14	1	11	1	16	1	15	1	8	3	13	1
11:30	10	1	12	3	7	1	13	1	7	2	10	2
11:45	14	0	13	0	10	1	9	0	8	2	11	1
Totals	253	386	270	409	271	402	291	448	249	436	267	416
Day Total	639		679		673		739		685		683	
AM Pct	39.6%		39.8%		40.3%		39.4%		36.4%		39.1%	

AECOM

7:00-8:00 AM	36	37	42	39	32	37
7:15-8:15 AM	52	53	56	53	47	52
7:30-8:30 AM	63	58	63	55	48	57
7:45-8:45 AM	70	67	64	67	57	65
8:00-9:00 AM	69	63	70	70	63	67

4:00-5:00 PM	56	54	48	53	47	51.6
4:15-5:15 PM	43	60	46	52	47	49.6
4:30-5:30 PM	38	55	45	48	49	47
4:45-5:45 PM	48	52	44	52	49	49
5:00-6:00 PM	49	51	47	49	54	50

Client: AECOM
 File Number:
 Route: Raimundo Way
 Location: Between Stanford Ave & Pine Hill Rd

Site Ref: 14
 Direction: EB

Count Date Count Time	5/16/2022		5/17/2022		5/18/2022		5/19/2022		5/20/2022		Average	
	AM	PM	AM	PM	AM	PM	AM	PM	AM	PM	AM	PM
00:00	0	13	0	17	0	5	0	17	3	14	1	13
00:15	1	10	0	11	0	13	0	12	0	4	0	10
00:30	0	9	0	16	0	9	1	10	0	8	0	10
00:45	0	15	0	10	1	18	0	16	0	9	0	14
01:00	0	7	1	15	1	10	0	12	0	11	0	11
01:15	0	8	0	11	0	16	0	10	0	19	0	13
01:30	0	11	0	12	0	20	2	12	0	9	0	13
01:45	0	10	0	15	0	18	0	11	0	15	0	14
02:00	0	15	0	12	0	17	0	16	0	6	0	13
02:15	1	14	0	19	0	10	0	14	0	17	0	15
02:30	1	19	2	18	3	12	2	16	2	11	2	15
02:45	0	14	0	10	0	12	0	18	0	13	0	13
03:00	0	17	0	19	0	19	0	20	0	23	0	20
03:15	0	12	0	17	0	19	0	21	0	24	0	19
03:30	0	17	0	16	0	21	1	18	0	15	0	17
03:45	0	21	0	18	0	12	0	23	0	23	0	19
04:00	0	22	0	21	0	14	0	23	0	16	0	19
04:15	0	18	0	21	0	25	0	21	1	18	0	21
04:30	0	12	1	28	0	11	0	12	1	23	0	17
04:45	0	16	1	13	0	15	0	14	0	15	0	15
05:00	0	18	0	12	0	14	0	18	2	14	0	15
05:15	0	16	0	10	0	13	0	22	1	17	0	16
05:30	1	21	1	19	0	15	0	17	0	16	0	18
05:45	1	15	1	12	0	13	0	18	1	13	1	14
06:00	1	12	1	16	1	24	1	14	1	19	1	17
06:15	1	16	0	18	2	15	1	16	0	11	1	15
06:30	2	9	1	17	0	6	2	10	1	10	1	10
06:45	3	12	5	12	4	10	5	17	5	9	4	12
07:00	2	10	6	6	3	12	2	12	3	13	3	11
07:15	5	8	8	10	8	8	8	10	7	9	7	9
07:30	9	4	10	11	10	10	15	14	9	9	11	10
07:45	29	6	34	6	35	8	23	7	21	8	28	7
08:00	18	6	25	8	14	12	10	9	16	4	17	8
08:15	6	5	17	5	12	8	14	7	17	4	13	6
08:30	25	4	21	2	13	9	11	4	7	9	15	6
08:45	21	1	17	3	18	8	18	8	16	7	18	5
09:00	10	2	8	6	11	8	8	2	13	7	10	5
09:15	13	7	5	1	9	3	7	3	8	4	8	4
09:30	14	5	4	2	13	2	15	5	6	1	10	3
09:45	20	3	11	2	13	6	9	2	18	6	14	4
10:00	8	3	10	4	11	4	20	2	14	5	13	4
10:15	11	2	15	6	18	0	9	1	12	1	13	2
10:30	7	2	21	5	4	5	15	3	19	3	13	4
10:45	12	0	18	0	12	3	14	0	13	6	14	2
11:00	6	0	7	2	7	0	18	4	12	2	10	2
11:15	8	0	10	0	10	3	16	0	19	2	13	1
11:30	14	1	14	0	14	1	13	0	24	0	16	0
11:45	11	1	10	0	19	0	21	1	11	1	14	1
Totals	261	469	285	514	266	516	281	542	283	503	275	509
Day Total	730		799		782		823		786		784	
AM Pct	35.8%		35.7%		34.0%		34.1%		36.0%		35.1%	

AECOM

7:00-8:00 AM	45	58	56	48	40	49
7:15-8:15 AM	61	77	67	56	53	63
7:30-8:30 AM	62	86	71	62	63	69
7:45-8:45 AM	78	97	74	58	61	74
8:00-9:00 AM	70	80	57	53	56	63

4:00-5:00 PM	68	83	65	70	72	71.6
4:15-5:15 PM	64	74	65	65	70	67.6
4:30-5:30 PM	62	63	53	66	69	62.6
4:45-5:45 PM	71	54	57	71	62	63
5:00-6:00 PM	70	53	55	75	60	62.6

Client: AECOM
 File Number:
 Route: Santa Maria Ave
 Location: Between Junipero Serra Blvd & Gerona Rd

Site Ref: 15
 Direction: NB

Count Date	5/16/2022		5/17/2022		5/18/2022		5/19/2022		5/20/2022		Average	
	AM	PM	AM	PM	AM	PM	AM	PM	AM	PM	AM	PM
00:00	1	3	0	3	0	1	1	3	0	2	0	2
00:15	0	1	0	3	0	1	0	5	0	1	0	2
00:30	0	1	1	9	0	5	0	3	0	3	0	4
00:45	0	1	0	1	0	4	0	4	0	1	0	2
01:00	0	9	0	4	0	5	0	1	0	4	0	5
01:15	2	2	0	8	0	3	0	4	1	5	1	4
01:30	0	2	0	4	0	2	0	3	0	2	0	3
01:45	0	2	0	1	0	2	0	6	0	1	0	2
02:00	0	3	0	2	0	2	0	1	0	5	0	3
02:15	0	2	0	1	0	2	0	1	0	2	0	2
02:30	0	3	0	4	0	6	0	3	0	3	0	4
02:45	0	2	0	0	0	4	0	6	0	0	0	2
03:00	0	2	0	3	0	0	0	0	0	1	0	1
03:15	0	3	0	1	0	2	0	1	0	3	0	2
03:30	0	2	0	2	0	2	0	7	0	4	0	3
03:45	0	7	0	1	0	2	0	3	0	2	0	3
04:00	0	0	0	2	0	4	0	0	0	3	0	2
04:15	0	2	0	3	0	2	0	1	0	0	0	2
04:30	0	0	0	1	0	4	0	3	0	5	0	3
04:45	1	0	0	4	0	2	0	1	0	2	0	2
05:00	0	3	0	0	0	2	0	1	4	4	1	2
05:15	0	0	0	2	0	2	1	2	0	1	0	1
05:30	0	3	0	2	0	2	2	4	0	1	0	2
05:45	0	1	0	4	0	5	0	6	0	1	0	3
06:00	0	0	0	1	1	0	0	3	0	4	0	2
06:15	0	2	0	1	0	3	0	1	0	2	0	2
06:30	0	2	0	2	3	3	0	2	3	1	1	2
06:45	1	2	4	1	2	0	2	4	2	3	2	2
07:00	6	3	4	2	5	1	5	4	6	3	5	3
07:15	6	2	8	2	8	5	10	4	11	0	9	3
07:30	4	0	6	3	9	0	6	0	2	3	5	1
07:45	8	0	10	3	8	0	11	0	8	1	9	1
08:00	5	2	9	1	1	0	11	1	5	0	6	1
08:15	7	1	1	0	7	2	5	0	6	1	5	1
08:30	3	0	4	0	9	2	2	0	6	0	5	0
08:45	2	0	3	1	1	1	5	0	6	1	3	1
09:00	2	1	2	0	8	1	4	0	3	0	4	0
09:15	4	0	5	1	1	0	2	1	2	2	3	1
09:30	4	1	2	2	3	0	2	1	2	0	3	1
09:45	6	2	4	2	0	1	3	2	5	1	4	2
10:00	4	1	1	0	2	0	3	1	4	0	3	0
10:15	3	0	4	0	2	2	0	0	5	1	3	1
10:30	1	1	5	0	5	1	4	0	1	0	3	0
10:45	0	0	4	1	4	1	2	1	3	0	3	1
11:00	2	0	6	0	7	1	6	0	3	0	5	0
11:15	3	0	3	0	2	1	5	0	4	0	3	0
11:30	3	0	2	0	4	0	3	1	2	1	3	0
11:45	5	1	3	0	2	0	6	0	5	1	4	0
Totals	83	75	91	88	94	91	101	95	99	81	94	86
Day Total	158		179		185		196		180		180	
AM Pct	52.5%		50.8%		50.8%		51.5%		55.0%		52.1%	

AECOM

7:00-8:00 AM	24	28	30	32	27	28
7:15-8:15 AM	23	33	26	38	26	29
7:30-8:30 AM	24	26	25	33	21	26
7:45-8:45 AM	23	24	25	29	25	25
8:00-9:00 AM	17	17	18	23	23	20

4:00-5:00 PM	2	10	12	5	10	7.8
4:15-5:15 PM	5	8	10	6	11	8
4:30-5:30 PM	3	7	10	7	12	7.8
4:45-5:45 PM	6	8	8	8	8	7.6
5:00-6:00 PM	7	8	11	13	7	9.2

Client: AECOM
 File Number:
 Route: Santa Maria Ave
 Location: Between Junipero Serra Blvd & Gerona Rd

Site Ref: 15
 Direction: SB

Count Date	5/16/2022		5/17/2022		5/18/2022		5/19/2022		5/20/2022		Average	
	AM	PM	AM	PM	AM	PM	AM	PM	AM	PM	AM	PM
00:00	0	2	0	2	0	1	0	1	0	5	0	2
00:15	0	1	0	2	0	1	0	3	0	0	0	1
00:30	0	0	0	1	0	0	0	1	0	1	0	1
00:45	0	1	0	1	0	2	1	1	0	3	0	2
01:00	0	2	1	1	0	2	0	0	0	0	0	1
01:15	0	1	0	3	0	0	0	2	0	1	0	1
01:30	0	3	0	1	0	0	0	3	0	6	0	3
01:45	0	0	0	0	0	2	0	1	0	3	0	1
02:00	0	1	0	2	0	0	0	0	0	1	0	1
02:15	0	1	0	1	0	2	0	2	0	3	0	2
02:30	0	2	0	2	0	1	1	1	0	4	0	2
02:45	0	1	0	2	0	1	0	2	0	2	0	2
03:00	0	2	0	2	0	1	0	4	0	2	0	2
03:15	0	2	0	2	0	5	0	2	0	3	0	3
03:30	0	1	0	1	0	3	0	0	0	3	0	2
03:45	0	0	0	1	0	1	0	2	0	1	0	1
04:00	0	3	0	2	0	1	0	1	0	0	0	1
04:15	0	3	0	0	0	1	0	4	0	5	0	3
04:30	0	7	0	3	0	0	0	0	0	3	0	3
04:45	0	1	0	3	0	3	0	0	0	2	0	2
05:00	0	3	0	2	0	3	0	3	0	3	0	3
05:15	0	1	0	1	0	2	0	3	2	5	0	2
05:30	0	3	0	2	0	2	0	6	0	2	0	3
05:45	0	2	0	1	0	2	0	4	0	2	0	2
06:00	0	1	0	1	0	2	0	4	0	3	0	2
06:15	0	0	0	1	5	1	3	4	0	1	2	1
06:30	0	1	0	1	2	1	1	0	0	0	1	1
06:45	0	0	0	2	0	1	1	0	1	0	0	1
07:00	2	0	2	1	3	1	3	1	1	0	2	1
07:15	0	1	2	0	0	0	1	1	1	2	1	1
07:30	2	1	0	0	1	0	1	3	1	1	1	1
07:45	1	1	4	0	1	1	0	0	0	1	1	1
08:00	0	0	0	0	1	0	2	2	0	0	1	0
08:15	3	0	1	1	1	0	1	4	0	0	1	1
08:30	0	0	2	0	0	0	1	0	1	0	1	0
08:45	0	0	4	0	1	0	1	0	5	0	2	0
09:00	2	0	5	0	4	1	4	1	0	2	3	1
09:15	1	0	0	3	1	0	1	0	0	0	1	1
09:30	2	0	1	0	0	0	1	0	0	0	1	0
09:45	2	0	1	0	1	0	4	0	1	0	2	0
10:00	1	0	0	1	2	0	4	0	0	0	1	0
10:15	1	0	1	0	2	0	1	0	4	0	2	0
10:30	0	0	0	0	3	0	0	0	3	0	1	0
10:45	2	0	1	0	4	0	2	0	1	0	2	0
11:00	1	0	2	0	3	0	3	0	0	1	2	0
11:15	1	0	2	1	1	1	0	0	1	0	1	0
11:30	1	0	1	0	3	0	0	0	3	0	2	0
11:45	1	0	0	0	0	0	2	0	1	0	1	0
Totals	23	48	30	50	39	45	39	66	26	71	31	56
Day Total	71	80	84	105	97	87						
AM Pct	32.4%	37.5%	46.4%	37.1%	26.8%	35.9%						

AECOM

7:00-8:00 AM	5	8	5	5	3	5
7:15-8:15 AM	3	6	3	4	2	4
7:30-8:30 AM	6	5	4	4	1	4
7:45-8:45 AM	4	7	3	4	1	4
8:00-9:00 AM	3	7	3	5	6	5

4:00-5:00 PM	14	8	5	5	10	8.4
4:15-5:15 PM	14	8	7	7	13	9.8
4:30-5:30 PM	12	9	8	6	13	9.6
4:45-5:45 PM	8	8	10	12	12	10
5:00-6:00 PM	9	6	9	16	12	10.4

Client: AECOM
 File Number:
 Route: Campus Drive
 Location: Between Junipero Serra Blvd & Gerona Rd

Site Ref: 16
 Direction: WB

Count Date	5/16/2022		5/17/2022		5/18/2022		5/19/2022		5/20/2022		Average	
	AM	PM	AM	PM	AM	PM	AM	PM	AM	PM	AM	PM
00:00	6	22	7	42	11	39	10	42	11	46	9	38
00:15	6	26	3	44	5	52	10	44	8	50	6	43
00:30	11	43	4	36	3	45	16	35	10	41	9	40
00:45	2	32	3	34	12	35	9	40	3	44	6	37
01:00	5	41	7	59	5	34	12	37	4	49	7	44
01:15	2	47	3	54	4	52	5	30	3	42	3	45
01:30	0	39	4	58	2	53	3	50	1	51	2	50
01:45	1	22	2	39	2	40	2	37	5	59	2	39
02:00	1	38	1	43	1	63	4	56	7	49	3	50
02:15	1	49	0	37	2	49	2	39	1	76	1	50
02:30	2	44	2	58	0	75	1	60	2	66	1	61
02:45	0	40	1	52	1	39	0	56	2	61	1	50
03:00	0	44	1	60	2	72	0	50	0	72	1	60
03:15	1	40	1	61	0	71	0	56	1	85	1	63
03:30	2	58	0	54	1	69	0	69	2	61	1	62
03:45	2	47	1	59	1	51	1	68	1	60	1	57
04:00	1	48	0	75	1	65	2	58	1	64	1	62
04:15	1	67	0	87	1	54	1	55	1	81	1	69
04:30	2	63	1	79	1	82	3	72	1	84	2	76
04:45	2	57	0	84	1	101	1	94	4	65	2	80
05:00	2	66	2	71	2	92	2	81	2	89	2	80
05:15	2	75	7	85	1	83	3	83	3	84	3	82
05:30	3	59	4	74	3	63	5	82	4	70	4	70
05:45	2	45	4	62	5	60	4	68	12	75	5	62
06:00	1	72	5	77	8	72	5	84	5	74	5	76
06:15	6	56	5	70	8	68	7	80	3	69	6	69
06:30	11	62	13	58	7	65	10	68	10	77	10	66
06:45	7	63	11	63	20	51	8	53	15	53	12	57
07:00	8	61	15	65	9	57	10	47	8	50	10	56
07:15	13	46	22	43	20	54	15	42	13	56	17	48
07:30	13	44	17	56	25	50	21	41	23	45	20	47
07:45	31	33	23	45	29	45	21	48	26	40	26	42
08:00	33	37	32	50	34	29	22	42	24	35	29	39
08:15	21	18	23	40	33	37	29	30	22	32	26	31
08:30	19	21	29	37	29	47	41	41	35	38	31	37
08:45	27	30	42	33	28	35	24	49	32	49	31	39
09:00	23	27	30	40	40	25	49	38	29	29	34	32
09:15	17	22	33	43	34	33	24	44	29	34	27	35
09:30	35	45	43	21	22	14	35	36	31	32	33	30
09:45	29	17	52	15	26	26	36	22	39	53	36	27
10:00	26	25	28	19	25	21	39	38	33	27	30	26
10:15	25	16	28	38	21	16	25	22	42	26	28	24
10:30	22	21	23	26	33	20	30	23	35	20	29	22
10:45	29	13	30	9	28	22	33	18	34	17	31	16
11:00	37	5	26	14	35	10	32	12	34	28	33	14
11:15	32	10	43	11	43	9	41	17	21	12	36	12
11:30	35	8	37	12	34	10	29	21	45	11	36	12
11:45	27	9	39	11	42	14	34	16	43	9	37	12
Totals	584	1873	707	2303	700	2269	716	2294	720	2440	685	2236
Day Total	2457	3010	2969	3010	3160	2921						
AM Pct	23.8%	23.5%	23.6%	23.8%	22.8%	23.5%						

AECOM

7:00-8:00 AM	65	77	83	67	70	72
7:15-8:15 AM	90	94	108	79	86	91
7:30-8:30 AM	98	95	121	93	95	100
7:45-8:45 AM	104	107	125	113	107	111
8:00-9:00 AM	100	126	124	116	113	116

4:00-5:00 PM	235	325	302	279	294	287
4:15-5:15 PM	253	321	329	302	319	304.8
4:30-5:30 PM	261	319	358	330	322	318
4:45-5:45 PM	257	314	339	340	308	311.6
5:00-6:00 PM	245	292	298	314	318	293.4

Client: AECOM
 File Number:
 Route: Campus Drive
 Location: Between Junipero Serra Blvd & Gerona Rd

Site Ref: 16
 Direction: EB

Count Date	5/16/2022		5/17/2022		5/18/2022		5/19/2022		5/20/2022		Average	
	AM	PM	AM	PM	AM	PM	AM	PM	AM	PM	AM	PM
00:00	11	24	7	39	6	39	7	38	8	49	8	38
00:15	6	37	1	35	6	42	8	36	13	37	7	37
00:30	5	32	2	40	2	41	14	36	8	28	6	35
00:45	3	36	1	40	3	31	9	44	4	50	4	40
01:00	4	22	6	27	6	40	6	37	4	50	5	35
01:15	4	45	2	42	3	44	2	40	6	49	3	44
01:30	2	33	3	30	0	34	1	43	6	41	2	36
01:45	4	25	1	35	1	31	4	36	3	39	3	33
02:00	2	20	0	38	0	23	3	33	3	36	2	30
02:15	0	39	3	32	3	30	2	36	3	36	2	35
02:30	1	30	1	35	0	41	0	46	1	35	1	37
02:45	0	29	0	32	0	39	1	39	2	42	1	36
03:00	1	38	3	36	1	26	3	35	1	51	2	37
03:15	2	25	0	36	0	35	0	42	1	47	1	37
03:30	0	29	1	32	0	51	0	42	2	40	1	39
03:45	2	45	0	45	0	45	0	47	1	49	1	46
04:00	0	32	1	36	0	48	0	24	1	52	0	38
04:15	2	40	0	43	1	43	1	41	0	54	1	44
04:30	2	32	1	57	0	38	2	47	1	44	1	44
04:45	4	29	5	35	2	46	3	33	0	45	3	38
05:00	1	42	3	45	1	50	5	54	5	57	3	50
05:15	2	35	4	37	5	30	3	52	1	59	3	43
05:30	8	56	11	43	6	45	8	49	9	49	8	48
05:45	6	42	10	53	14	60	17	45	14	70	12	54
06:00	7	43	10	63	10	48	14	38	8	53	10	49
06:15	11	28	11	33	13	43	7	45	11	45	11	39
06:30	17	21	24	55	24	36	18	34	16	72	20	44
06:45	15	27	23	41	17	47	19	24	18	60	18	40
07:00	16	37	31	36	27	31	14	34	14	39	20	35
07:15	32	38	22	39	25	29	27	29	30	41	27	35
07:30	35	32	48	23	48	28	44	38	39	45	43	33
07:45	44	20	61	21	45	32	61	42	65	41	55	31
08:00	57	25	64	23	62	32	56	38	53	36	58	31
08:15	63	28	63	26	72	25	61	21	47	24	61	25
08:30	71	14	85	27	59	25	65	20	64	28	69	23
08:45	75	15	93	27	73	27	65	21	50	30	71	24
09:00	72	19	73	17	82	22	62	9	60	24	70	18
09:15	47	20	58	26	62	21	68	34	48	24	57	25
09:30	51	23	63	18	45	18	58	17	36	21	51	19
09:45	37	18	37	17	27	13	31	13	40	17	34	16
10:00	27	23	38	16	33	22	39	19	39	24	35	21
10:15	33	8	42	16	30	17	30	13	43	18	36	14
10:30	31	10	40	22	25	16	34	15	37	18	33	16
10:45	47	10	41	13	37	14	53	11	44	15	44	13
11:00	29	8	35	8	51	11	39	18	39	21	39	13
11:15	37	6	29	10	43	17	44	15	45	10	40	12
11:30	30	18	32	7	38	7	32	16	74	8	41	11
11:45	41	4	33	9	38	6	33	13	41	21	37	11
Totals	997	1312	1122	1516	1046	1539	1073	1552	1058	1844	1059	1553
Day Total	2309		2638		2585		2625		2902		2612	
AM Pct	43.2%		42.5%		40.5%		40.9%		36.5%		40.6%	

AECOM

7:00-8:00 AM	127	162	145	146	148	146
7:15-8:15 AM	168	195	180	188	187	184
7:30-8:30 AM	199	236	227	222	204	218
7:45-8:45 AM	235	273	238	243	229	244
8:00-9:00 AM	266	305	266	247	214	260

4:00-5:00 PM	133	171	175	145	195	163.8
4:15-5:15 PM	143	180	177	175	200	175
4:30-5:30 PM	138	174	164	186	205	173.4
4:45-5:45 PM	162	160	171	188	210	178.2
5:00-6:00 PM	175	178	185	200	235	194.6

Client: AECOM
 File Number:
 Route: 1 - Campus Dr
 Location: Between Junipero Serra Blvd & Golf Club Driveway

Site Ref: 01
 Direction: NB

Count Date Count Time	10/3/2022		10/4/2022		10/5/2022		10/6/2022		10/7/2022		Average	
	AM	PM	AM	PM	AM	PM	AM	PM	AM	PM	AM	PM
00:00	7	70	5	61	4	78	4	70	6	69	5	70
00:15	5	64	1	58	7	72	6	67	10	74	6	67
00:30	3	52	3	57	2	59	5	60	1	68	3	59
00:45	3	59	2	62	3	68	7	77	7	71	4	67
01:00	2	59	1	72	2	70	6	62	2	57	3	64
01:15	1	63	2	77	0	75	5	58	1	73	2	69
01:30	0	56	1	61	1	58	3	73	4	64	2	62
01:45	0	46	1	52	1	55	2	60	2	76	1	58
02:00	1	53	1	68	1	48	0	51	0	80	1	60
02:15	0	72	6	73	4	73	3	56	3	83	3	71
02:30	4	63	1	79	1	62	1	59	3	73	2	67
02:45	1	70	3	55	1	72	2	68	2	60	2	65
03:00	0	66	1	57	0	54	3	60	1	65	1	60
03:15	3	70	5	58	5	55	3	70	2	75	4	66
03:30	2	48	3	63	4	58	3	74	3	75	3	64
03:45	4	51	7	78	6	70	1	90	2	66	4	71
04:00	2	62	2	67	7	73	2	57	3	60	3	64
04:15	8	52	5	61	3	59	4	65	5	65	5	60
04:30	4	43	5	64	8	71	9	63	3	51	6	58
04:45	6	67	13	73	11	68	7	80	13	81	10	74
05:00	14	42	21	74	11	67	13	71	16	75	15	66
05:15	26	78	27	53	25	62	27	85	25	69	26	69
05:30	54	66	57	62	53	63	54	69	52	56	54	63
05:45	70	98	77	108	85	72	70	86	65	69	73	87
06:00	57	68	57	103	68	77	81	111	69	79	66	88
06:15	69	78	65	85	83	92	79	102	66	76	72	87
06:30	76	65	90	74	78	65	87	78	82	69	83	70
06:45	73	40	93	65	95	53	93	79	81	57	87	59
07:00	84	36	89	54	73	45	79	75	74	34	80	49
07:15	101	43	107	26	98	29	76	48	84	33	93	36
07:30	116	21	114	26	142	32	106	38	81	37	112	31
07:45	136	23	134	35	131	37	166	37	130	33	139	33
08:00	181	27	190	38	149	18	173	35	156	32	170	30
08:15	155	24	173	26	165	24	163	31	170	21	165	25
08:30	167	27	186	21	134	25	160	19	148	25	159	23
08:45	162	14	181	15	174	16	193	17	141	20	170	16
09:00	144	16	160	12	163	17	174	20	112	21	151	17
09:15	119	17	160	7	154	18	133	24	123	18	138	17
09:30	117	11	143	9	129	19	119	19	99	14	121	14
09:45	102	8	118	14	119	19	121	21	122	19	116	16
10:00	101	9	88	11	89	15	100	13	101	15	96	13
10:15	92	11	99	12	108	14	98	18	108	18	101	15
10:30	72	9	96	6	87	12	87	9	91	13	87	10
10:45	66	6	90	8	78	6	84	13	69	15	77	10
11:00	55	3	85	2	59	5	59	8	69	15	65	7
11:15	54	6	89	10	56	6	88	8	63	9	70	8
11:30	65	3	71	3	63	4	67	12	65	7	66	6
11:45	57	5	67	4	70	6	76	6	90	6	72	5
Totals	2641	2040	2995	2259	2810	2216	2902	2472	2625	2341	2795	2266
Day Total	4681	5254	5026	5374	4966	5060						
AM Pct	56.4%	57.0%	55.9%	54.0%	52.9%	55.2%						

AECOM

7:00-8:00 AM	437	444	444	427	369	424
7:15-8:15 AM	534	545	520	521	451	514
7:30-8:30 AM	588	611	587	608	537	586
7:45-8:45 AM	639	683	579	662	604	633
8:00-9:00 AM	665	730	622	689	615	664

4:00-5:00 PM	224	265	271	265	257	256.4
4:15-5:15 PM	204	272	265	279	272	258.4
4:30-5:30 PM	230	264	268	299	276	267.4
4:45-5:45 PM	253	262	260	305	281	272.2
5:00-6:00 PM	284	297	264	311	269	285

Client: AECOM
 File Number:
 Route: 1 - Campus Dr
 Location: Between Junipero Serra Blvd & Golf Club Driveway

Site Ref: 01
 Direction: SB

Count Date Count Time	10/3/2022		10/4/2022		10/5/2022		10/6/2022		10/7/2022		Average	
	AM	PM	AM	PM	AM	PM	AM	PM	AM	PM	AM	PM
00:00	3	44	9	63	12	42	7	69	9	63	8	56
00:15	10	54	5	59	5	59	8	59	9	62	7	59
00:30	4	58	6	60	4	67	9	60	3	68	5	63
00:45	1	57	3	54	4	52	5	57	7	76	4	59
01:00	2	58	3	59	2	81	2	64	3	77	2	68
01:15	4	56	2	64	4	66	6	63	4	80	4	66
01:30	0	76	2	70	3	73	1	77	3	101	2	79
01:45	1	87	1	121	3	96	2	89	3	111	2	101
02:00	2	103	3	107	3	116	5	107	2	92	3	105
02:15	2	107	3	126	5	113	3	96	6	108	4	110
02:30	3	121	16	126	16	137	16	137	18	122	14	129
02:45	0	102	1	101	3	134	1	131	2	116	1	117
03:00	1	136	1	145	2	137	2	155	1	124	1	139
03:15	2	149	0	158	1	130	2	143	2	157	1	147
03:30	2	145	6	166	2	139	4	150	4	168	4	154
03:45	0	153	1	157	1	133	2	139	0	140	1	144
04:00	0	137	1	186	0	155	1	178	2	172	1	166
04:15	3	150	0	192	3	185	3	165	1	149	2	168
04:30	2	186	2	205	1	208	3	162	5	175	3	187
04:45	3	170	1	186	2	203	1	209	4	158	2	185
05:00	4	192	2	213	4	219	3	197	1	178	3	200
05:15	1	200	5	236	3	214	5	187	2	202	3	208
05:30	4	181	11	204	3	217	4	185	3	154	5	188
05:45	12	154	10	162	7	167	6	173	6	174	8	166
06:00	7	153	12	197	5	150	5	188	3	162	6	170
06:15	17	114	13	175	16	129	13	162	11	118	14	140
06:30	19	118	27	136	11	131	14	139	19	114	18	128
06:45	23	102	25	119	23	114	24	127	22	109	23	114
07:00	24	113	21	101	16	87	23	93	31	102	23	99
07:15	28	94	35	75	34	96	40	115	30	86	33	93
07:30	48	88	72	101	67	92	55	98	64	85	61	93
07:45	83	66	97	60	86	70	89	64	80	76	87	67
08:00	46	58	54	66	43	58	41	67	40	64	45	63
08:15	45	44	29	66	40	58	41	57	38	53	39	56
08:30	32	35	53	51	41	49	35	54	52	47	43	47
08:45	43	25	41	55	41	31	54	48	37	26	43	37
09:00	45	29	43	26	43	38	34	67	43	31	42	38
09:15	39	27	35	34	42	38	41	45	36	30	39	35
09:30	36	41	48	30	43	34	40	44	48	26	43	35
09:45	31	20	40	19	39	32	36	37	45	17	38	25
10:00	36	14	41	24	33	19	37	22	36	18	37	19
10:15	60	14	46	28	28	33	49	21	47	18	46	23
10:30	43	16	34	30	41	20	60	18	59	25	47	22
10:45	48	11	41	26	49	14	42	17	61	27	48	19
11:00	52	11	46	12	41	18	45	27	52	26	47	19
11:15	43	7	48	10	43	10	53	29	59	20	49	15
11:30	57	19	71	10	67	16	51	20	64	27	62	18
11:45	56	5	62	8	57	4	66	13	58	10	60	8
Totals	1027	4100	1128	4679	1042	4484	1089	4624	1135	4344	1084	4446
Day Total	5127		5807		5526		5713		5479		5530	
AM Pct	20.0%		19.4%		18.9%		19.1%		20.7%		19.6%	

AECOM

7:00-8:00 AM	183	225	203	207	205	205
7:15-8:15 AM	205	258	230	225	214	226
7:30-8:30 AM	222	252	236	226	222	232
7:45-8:45 AM	206	233	210	206	210	213
8:00-9:00 AM	166	177	165	171	167	169

4:00-5:00 PM	643	769	751	714	654	706.2
4:15-5:15 PM	698	796	815	733	660	740.4
4:30-5:30 PM	748	840	844	755	713	780
4:45-5:45 PM	743	839	853	778	692	781
5:00-6:00 PM	727	815	817	742	708	761.8

Client: AECOM
 File Number:
 Route: 2 - Stock Farm Rd
 Location: Between Sand Hill Rd & Oak Rd

Site Ref: 02
 Direction: EB

Count Date Count Time	10/3/2022		10/4/2022		10/5/2022		10/6/2022		10/7/2022		Average	
	AM	PM	AM	PM	AM	PM	AM	PM	AM	PM	AM	PM
00:00	2	48	3	49	4	51	2	39	5	50	3	47
00:15	2	39	2	44	2	44	2	46	1	43	2	43
00:30	0	54	0	38	1	45	1	38	1	43	1	44
00:45	2	47	2	42	1	54	1	42	3	50	2	47
01:00	2	50	2	42	1	47	1	56	1	43	1	48
01:15	0	49	3	46	0	44	0	51	0	39	1	46
01:30	0	38	1	28	3	40	1	39	1	42	1	37
01:45	0	46	0	68	0	40	0	42	0	55	0	50
02:00	0	46	1	41	0	39	0	39	0	46	0	42
02:15	0	57	4	40	1	55	3	47	0	49	2	50
02:30	0	41	0	42	0	41	0	38	4	40	1	40
02:45	0	38	2	45	2	52	1	45	2	28	1	42
03:00	0	26	0	30	0	39	0	55	0	35	0	37
03:15	3	29	2	40	3	47	3	43	2	37	3	39
03:30	1	32	4	41	5	40	6	36	3	33	4	36
03:45	3	41	5	42	3	39	4	30	7	33	4	37
04:00	3	43	1	47	0	46	1	39	1	49	1	45
04:15	7	45	6	39	6	47	5	54	6	25	6	42
04:30	10	47	12	42	7	42	7	45	8	43	9	44
04:45	7	48	9	55	17	58	14	52	9	58	11	54
05:00	15	41	16	39	15	33	20	57	16	38	16	42
05:15	26	41	22	42	28	57	24	52	20	39	24	46
05:30	46	39	46	52	42	50	48	48	34	54	43	49
05:45	65	48	74	50	64	49	70	62	52	53	65	52
06:00	79	50	98	50	95	50	87	44	95	57	91	50
06:15	125	46	143	50	158	52	137	66	126	49	138	53
06:30	129	37	138	40	117	48	133	40	127	50	129	43
06:45	92	28	113	40	97	36	93	43	71	33	93	36
07:00	95	24	106	27	96	26	81	33	73	30	90	28
07:15	104	22	120	20	110	20	119	36	103	34	111	26
07:30	126	7	106	17	135	20	112	19	103	21	116	17
07:45	162	14	163	14	178	16	153	19	154	10	162	15
08:00	104	11	123	14	106	21	114	15	103	16	110	15
08:15	124	5	125	20	146	5	123	11	117	13	127	11
08:30	122	8	123	10	109	10	138	9	114	10	121	9
08:45	139	6	158	10	132	9	151	9	135	10	143	9
09:00	95	7	131	12	100	7	103	15	90	11	104	10
09:15	129	8	125	6	137	7	122	14	102	8	123	9
09:30	96	9	105	11	103	4	110	7	79	11	99	8
09:45	66	7	90	5	80	10	89	7	70	7	79	7
10:00	78	13	83	10	71	9	91	7	69	14	78	11
10:15	68	9	83	7	78	8	89	6	86	9	81	8
10:30	48	4	50	6	58	8	54	5	42	8	50	6
10:45	38	4	53	3	60	5	56	4	54	6	52	4
11:00	49	2	41	6	44	3	59	7	52	8	49	5
11:15	55	3	62	1	59	1	49	4	47	8	54	3
11:30	46	1	53	5	48	3	43	9	53	3	49	4
11:45	44	1	58	1	46	3	60	2	54	3	52	2
Totals	2407	1359	2667	1429	2568	1480	2580	1526	2295	1454	2503	1450
Day Total	3766		4096		4048		4106		3749		3953	
AM Pct	63.9%		65.1%		63.4%		62.8%		61.2%		63.3%	

AECOM

7:00-8:00 AM	487	495	519	465	433	480
7:15-8:15 AM	496	512	529	498	463	500
7:30-8:30 AM	516	517	565	502	477	515
7:45-8:45 AM	512	534	539	528	488	520
8:00-9:00 AM	489	529	493	526	469	501

4:00-5:00 PM	183	183	193	190	175	184.8
4:15-5:15 PM	181	175	180	208	164	181.6
4:30-5:30 PM	177	178	190	206	178	185.8
4:45-5:45 PM	169	188	198	209	189	190.6
5:00-6:00 PM	169	183	189	219	184	188.8

Client: AECOM
 File Number:
 Route: 2 - Stock Farm Rd
 Location: Between Sand Hill Rd & Oak Rd

Site Ref: 02
 Direction: WB

Count Date Count Time	10/3/2022		10/4/2022		10/5/2022		10/6/2022		10/7/2022		Average	
	AM	PM	AM	PM	AM	PM	AM	PM	AM	PM	AM	PM
00:00	3	34	3	38	8	35	6	51	6	42	5	40
00:15	2	33	2	43	7	36	7	39	10	40	6	38
00:30	3	35	4	46	6	46	3	61	5	33	4	44
00:45	3	38	0	37	3	37	1	34	2	40	2	37
01:00	3	33	2	48	0	45	1	44	4	48	2	44
01:15	4	43	0	54	3	48	2	44	1	57	2	49
01:30	2	50	3	63	2	61	3	54	3	56	3	57
01:45	2	45	3	53	1	42	1	47	2	55	2	48
02:00	1	55	1	44	0	43	1	54	1	61	1	51
02:15	2	56	2	54	3	73	2	68	3	67	2	64
02:30	1	58	3	60	3	66	2	68	7	70	3	64
02:45	0	76	0	55	1	62	3	60	3	61	1	63
03:00	1	83	1	86	0	82	4	77	0	71	1	80
03:15	1	94	0	89	0	88	2	88	1	92	1	90
03:30	1	80	1	110	1	98	0	102	1	90	1	96
03:45	0	95	1	105	0	89	2	94	0	99	1	96
04:00	2	82	1	97	6	106	0	95	2	95	2	95
04:15	0	98	0	125	0	98	0	99	0	89	0	102
04:30	2	124	3	135	1	118	0	95	0	114	1	117
04:45	2	116	3	135	3	120	4	130	4	96	3	119
05:00	3	130	5	127	2	110	3	121	4	117	3	121
05:15	2	143	4	151	2	136	2	143	8	137	4	142
05:30	3	136	4	144	1	132	2	112	2	115	2	128
05:45	3	148	3	134	5	123	4	115	2	104	3	125
06:00	5	129	7	149	7	102	9	118	7	100	7	120
06:15	6	120	5	125	9	122	18	122	9	112	9	120
06:30	8	94	12	103	10	118	11	116	9	89	10	104
06:45	11	85	11	90	13	91	16	90	14	78	13	87
07:00	16	92	18	94	14	106	6	107	15	96	14	99
07:15	23	93	22	87	23	113	20	92	17	79	21	93
07:30	26	79	26	101	36	107	28	104	25	93	28	97
07:45	26	67	19	53	27	71	38	77	29	46	28	63
08:00	37	51	41	47	40	66	33	54	36	47	37	53
08:15	35	45	28	40	33	42	29	54	37	43	32	45
08:30	30	42	37	33	23	26	27	57	29	38	29	39
08:45	27	29	26	33	35	36	32	50	31	30	30	36
09:00	24	25	28	34	33	21	40	60	21	35	29	35
09:15	21	19	35	32	22	24	22	56	33	22	27	31
09:30	28	23	32	20	28	21	31	34	24	30	29	26
09:45	23	31	16	33	23	19	32	34	22	22	23	28
10:00	26	15	29	17	31	20	29	25	32	21	29	20
10:15	26	21	33	16	12	11	23	16	34	23	26	17
10:30	28	13	32	10	31	12	30	21	34	14	31	14
10:45	24	8	25	14	18	4	28	17	27	21	24	13
11:00	24	11	40	20	31	22	28	16	37	19	32	18
11:15	31	13	35	10	38	21	24	10	28	16	31	14
11:30	34	10	34	6	41	15	28	15	42	9	36	11
11:45	41	8	35	9	39	8	34	8	35	11	37	9
Totals	626	3008	675	3209	675	3092	671	3248	698	2943	669	3100
Day Total	3634		3884		3767		3919		3641		3769	
AM Pct	17.2%		17.4%		17.9%		17.1%		19.2%		17.8%	

AECOM

7:00-8:00 AM	91	85	100	92	86	91
7:15-8:15 AM	112	108	126	119	107	114
7:30-8:30 AM	124	114	136	128	127	126
7:45-8:45 AM	128	125	123	127	131	127
8:00-9:00 AM	129	132	131	121	133	129

4:00-5:00 PM	420	492	442	419	394	433
4:15-5:15 PM	468	522	446	445	416	459
4:30-5:30 PM	513	548	484	489	464	500
4:45-5:45 PM	525	557	498	506	465	510
5:00-6:00 PM	557	556	501	491	473	516

Client: AECOM
 File Number:
 Route: 3 - Welch Rd
 Location: Between Oak Rd & S Pasteur Dr

Site Ref: 03
 Direction: SB

Count Date Count Time	10/3/2022		10/4/2022		10/5/2022		10/6/2022		10/7/2022		Average	
	AM	PM	AM	PM	AM	PM	AM	PM	AM	PM	AM	PM
00:00	1	24	3	28	5	26	4	38	2	33	3	30
00:15	0	16	3	19	3	28	4	22	0	26	2	22
00:30	1	27	2	21	0	23	2	25	1	21	1	23
00:45	1	30	2	25	1	16	1	30	2	23	1	25
01:00	0	27	0	25	2	29	3	32	1	29	1	28
01:15	2	22	0	32	0	31	1	26	0	23	1	27
01:30	1	42	3	24	3	22	2	29	1	30	2	29
01:45	0	28	1	35	2	21	1	28	2	41	1	31
02:00	0	35	1	19	1	32	0	27	4	25	1	28
02:15	2	22	5	35	6	32	9	23	10	31	6	29
02:30	1	35	0	35	2	28	1	45	2	30	1	35
02:45	3	20	1	30	2	32	3	40	3	33	2	31
03:00	0	38	0	38	1	28	1	37	0	36	0	35
03:15	0	45	3	35	0	36	2	39	3	41	2	39
03:30	1	53	3	43	0	52	2	50	0	37	1	47
03:45	3	35	2	30	4	35	0	44	3	37	2	36
04:00	1	35	2	47	1	48	1	47	2	43	1	44
04:15	7	41	5	50	4	39	6	28	3	39	5	39
04:30	4	49	5	38	4	49	7	45	4	42	5	45
04:45	9	35	13	40	12	45	9	41	8	36	10	39
05:00	9	35	8	31	8	38	6	44	7	47	8	39
05:15	8	35	15	39	13	35	13	39	9	40	12	38
05:30	21	49	14	43	14	46	10	42	15	40	15	44
05:45	21	33	32	29	26	37	16	34	22	55	23	38
06:00	21	28	28	26	28	28	35	30	26	32	28	29
06:15	32	22	32	20	31	16	32	28	25	28	30	23
06:30	30	21	33	40	37	29	28	23	24	16	30	26
06:45	22	15	20	17	26	22	29	23	25	23	24	20
07:00	32	27	32	30	22	20	21	17	29	22	27	23
07:15	40	23	34	22	35	20	40	27	27	26	35	24
07:30	46	16	48	14	58	19	48	20	39	24	48	19
07:45	42	12	42	16	53	15	47	18	34	16	44	15
08:00	36	9	26	13	32	19	27	17	22	12	29	14
08:15	41	14	30	14	32	12	28	12	31	16	32	14
08:30	43	11	31	7	38	7	34	10	39	6	37	8
08:45	41	4	33	9	44	9	34	6	44	8	39	7
09:00	38	7	35	4	53	7	39	10	37	8	40	7
09:15	41	7	39	7	28	5	30	6	37	10	35	7
09:30	34	5	39	6	40	8	27	9	31	9	34	7
09:45	36	6	32	10	34	10	29	12	36	8	33	9
10:00	27	7	33	5	27	5	34	8	29	4	30	6
10:15	40	10	27	6	24	6	35	3	30	7	31	6
10:30	22	7	29	7	31	8	20	8	21	11	25	8
10:45	21	2	23	8	24	2	24	7	17	12	22	6
11:00	17	3	22	7	34	4	24	5	30	4	25	5
11:15	22	7	15	7	33	6	26	7	26	8	24	7
11:30	20	12	34	6	21	8	28	4	28	9	26	8
11:45	25	1	12	5	24	0	28	4	17	8	21	4
Totals	865	1087	852	1097	923	1093	851	1169	808	1165	860	1122
Day Total	1952		1949		2016		2020		1973		1982	
AM Pct	44.3%		43.7%		45.8%		42.1%		41.0%		43.4%	

AECOM

7:00-8:00 AM	160	156	168	156	129	154
7:15-8:15 AM	164	150	178	162	122	155
7:30-8:30 AM	165	146	175	150	126	152
7:45-8:45 AM	162	129	155	136	126	142
8:00-9:00 AM	161	120	146	123	136	137

4:00-5:00 PM	160	175	181	161	160	167.4
4:15-5:15 PM	160	159	171	158	164	162.4
4:30-5:30 PM	154	148	167	169	165	160.6
4:45-5:45 PM	154	153	164	166	163	160
5:00-6:00 PM	152	142	156	159	182	158.2

Client: AECOM
 File Number:
 Route: 3 - Welch Rd
 Location: Between Oak Rd & S Pasteur Dr

Site Ref: 03
 Direction: NB

Count Date Count Time	10/3/2022		10/4/2022		10/5/2022		10/6/2022		10/7/2022		Average	
	AM	PM	AM	PM	AM	PM	AM	PM	AM	PM	AM	PM
00:00	0	34	4	25	5	29	3	27	4	28	3	29
00:15	4	23	3	34	4	30	4	26	3	25	4	28
00:30	4	44	1	27	2	48	4	30	2	32	3	36
00:45	0	44	1	34	6	48	2	44	0	41	2	42
01:00	0	35	0	38	0	35	2	41	2	31	1	36
01:15	2	29	2	28	0	32	3	36	0	33	1	32
01:30	1	23	1	30	0	30	2	38	4	23	2	29
01:45	2	29	3	38	1	32	3	33	3	34	2	33
02:00	0	27	2	31	4	27	0	33	0	39	1	31
02:15	5	47	8	31	7	45	10	39	9	41	8	41
02:30	1	43	29	57	24	42	23	29	26	47	21	44
02:45	1	26	2	43	3	37	3	35	1	37	2	36
03:00	1	39	3	38	0	31	1	33	2	33	1	35
03:15	0	36	1	31	1	28	3	35	1	32	1	32
03:30	0	22	3	38	1	38	3	37	4	28	2	33
03:45	1	40	0	32	0	28	1	28	0	29	0	31
04:00	0	21	0	27	0	42	4	31	1	19	1	28
04:15	1	41	1	44	4	41	3	33	1	33	2	38
04:30	4	32	2	31	5	30	6	37	2	39	4	34
04:45	2	43	5	42	3	46	1	37	4	25	3	39
05:00	4	49	7	39	5	36	7	42	6	35	6	40
05:15	9	49	11	53	7	38	8	41	8	54	9	47
05:30	5	34	2	41	4	35	7	33	9	36	5	36
05:45	11	37	10	59	12	55	11	42	18	38	12	46
06:00	18	42	10	48	17	51	16	53	17	47	16	48
06:15	11	48	24	62	26	56	25	61	22	39	22	53
06:30	32	42	25	49	26	37	24	48	34	46	28	44
06:45	18	33	16	34	33	38	26	36	18	36	22	35
07:00	26	41	22	32	27	35	22	37	18	32	23	35
07:15	29	29	24	26	32	42	29	27	24	31	28	31
07:30	31	26	23	22	39	23	23	31	38	14	31	23
07:45	32	20	24	20	22	24	39	19	41	22	32	21
08:00	30	12	42	19	35	17	40	15	27	19	35	16
08:15	42	12	51	15	42	14	46	19	48	16	46	15
08:30	39	8	48	17	32	8	35	17	34	7	38	11
08:45	41	9	48	11	38	10	36	20	33	14	39	13
09:00	36	10	36	10	28	5	36	14	34	5	34	9
09:15	21	7	23	10	27	8	33	16	27	10	26	10
09:30	32	7	27	10	26	10	15	9	24	13	25	10
09:45	19	8	26	13	29	14	25	14	33	9	26	12
10:00	21	9	32	4	26	8	17	6	26	17	24	9
10:15	18	11	28	6	21	12	30	3	36	9	27	8
10:30	18	13	15	6	24	6	37	7	26	6	24	8
10:45	19	2	23	2	18	7	33	5	22	12	23	6
11:00	30	4	21	4	23	3	27	8	23	2	25	4
11:15	24	8	23	5	22	7	22	6	19	3	22	6
11:30	23	5	29	8	26	7	24	3	17	7	24	6
11:45	27	6	28	5	20	3	28	4	31	6	27	5
Totals	695	1259	769	1329	757	1328	802	1318	782	1234	761	1294
Day Total	1954		2098		2085		2120		2016		2055	
AM Pct	35.6%		36.7%		36.3%		37.8%		38.8%		37.0%	

AECOM

7:00-8:00 AM	118	93	120	113	121	113
7:15-8:15 AM	122	113	128	131	130	125
7:30-8:30 AM	135	140	138	148	154	143
7:45-8:45 AM	143	165	131	160	150	150
8:00-9:00 AM	152	189	147	157	142	157

4:00-5:00 PM	137	144	159	138	116	138.8
4:15-5:15 PM	165	156	153	149	132	151
4:30-5:30 PM	173	165	150	157	153	159.6
4:45-5:45 PM	175	175	155	153	150	161.6
5:00-6:00 PM	169	192	164	158	163	169.2

Client: AECOM
 File Number:
 Route: 4 - Quarry Rd
 Location: Between Welch Rd & Campus Drive West

Site Ref: 04
 Direction: SB

Count Date	10/3/2022		10/4/2022		10/5/2022		10/6/2022		10/7/2022		Average	
	AM	PM	AM	PM	AM	PM	AM	PM	AM	PM	AM	PM
00:00	3	30	6	30	4	34	1	34	6	35	4	33
00:15	2	28	2	38	0	30	1	30	3	40	2	33
00:30	2	33	1	25	2	27	1	32	3	37	2	31
00:45	1	30	4	33	1	28	7	28	3	47	3	33
01:00	2	22	1	33	1	35	0	31	3	25	1	29
01:15	3	24	1	34	2	27	1	31	3	24	2	28
01:30	1	34	0	41	2	30	3	35	1	27	1	33
01:45	2	28	1	33	3	23	3	36	2	28	2	30
02:00	3	29	3	32	2	30	1	23	3	36	2	30
02:15	3	11	2	35	4	38	3	40	4	38	3	32
02:30	0	37	3	27	0	34	0	39	3	26	1	33
02:45	1	32	2	35	3	35	0	34	2	35	2	34
03:00	3	23	7	40	3	29	2	28	3	28	4	30
03:15	2	27	1	32	4	19	1	32	0	26	2	27
03:30	3	22	5	39	4	37	3	29	3	45	4	34
03:45	4	36	4	34	8	24	9	32	10	33	7	32
04:00	4	35	5	35	3	36	3	36	6	25	4	33
04:15	5	29	2	39	2	28	2	33	3	27	3	31
04:30	5	39	9	34	9	36	8	42	7	38	8	38
04:45	4	27	5	36	2	36	8	25	6	36	5	32
05:00	3	39	7	37	6	27	7	55	9	31	6	38
05:15	10	20	14	36	10	39	8	29	13	25	11	30
05:30	22	37	25	32	30	35	31	49	20	30	26	37
05:45	38	27	45	30	47	25	40	39	42	24	42	29
06:00	21	36	19	26	22	23	20	45	17	28	20	32
06:15	16	22	20	30	24	34	23	39	30	34	23	32
06:30	23	23	29	26	19	31	26	28	24	24	24	26
06:45	23	22	33	17	14	18	28	18	28	19	25	19
07:00	15	20	20	19	19	14	22	18	17	17	19	18
07:15	25	18	46	20	31	18	32	27	20	17	31	20
07:30	26	17	20	18	26	24	28	23	26	17	25	20
07:45	41	20	26	25	28	10	33	16	29	20	31	18
08:00	31	13	30	14	34	15	19	14	28	14	28	14
08:15	20	11	31	17	37	13	43	19	25	11	31	14
08:30	26	13	27	15	28	5	34	16	28	17	29	13
08:45	26	4	38	8	29	22	36	10	44	11	35	11
09:00	21	14	36	9	31	15	39	4	20	9	29	10
09:15	32	15	27	10	25	10	28	14	29	10	28	12
09:30	29	9	32	10	32	17	34	11	25	10	30	11
09:45	23	13	30	6	31	8	34	11	34	11	30	10
10:00	19	5	28	6	22	8	24	8	28	14	24	8
10:15	28	11	20	9	24	13	26	9	38	13	27	11
10:30	35	8	34	6	23	5	30	3	26	16	30	8
10:45	36	10	24	3	32	8	37	9	25	10	31	8
11:00	27	4	23	6	16	6	29	11	27	11	24	8
11:15	38	4	21	5	37	5	21	4	21	7	28	5
11:30	23	7	21	5	24	5	28	5	33	2	26	5
11:45	21	2	34	6	32	4	28	5	37	0	30	3
Totals	751	1020	824	1136	792	1073	845	1189	817	1108	806	1105
Day Total	1771	1960	1865	2034	1925	1911						
AM Pct	42.4%	42.0%	42.5%	41.5%	42.4%	42.2%						

AECOM

7:00-8:00 AM	107	112	104	115	92	106
7:15-8:15 AM	123	122	119	112	103	116
7:30-8:30 AM	118	107	125	123	108	116
7:45-8:45 AM	118	114	127	129	110	120
8:00-9:00 AM	103	126	128	132	125	123

4:00-5:00 PM	130	144	136	136	126	134.4
4:15-5:15 PM	134	146	127	155	132	138.8
4:30-5:30 PM	125	143	138	151	130	137.4
4:45-5:45 PM	123	141	137	158	122	136.2
5:00-6:00 PM	123	135	126	172	110	133.2

Client: AECOM
 File Number:
 Route: 4 - Quarry Rd
 Location: Between Welch Rd & Campus Drive West

Site Ref: 04
 Direction: NB

Count Date	10/3/2022		10/4/2022		10/5/2022		10/6/2022		10/7/2022		Average	
	AM	PM	AM	PM	AM	PM	AM	PM	AM	PM	AM	PM
00:00	3	29	5	29	6	30	3	26	5	31	4	29
00:15	2	19	4	37	2	21	0	30	2	24	2	26
00:30	0	21	8	34	4	30	1	26	8	24	4	27
00:45	3	35	4	31	1	37	0	35	2	28	2	33
01:00	2	31	5	27	8	39	1	29	4	31	4	31
01:15	2	19	2	39	2	37	2	40	3	34	2	34
01:30	7	29	4	41	2	34	3	36	8	35	5	35
01:45	1	29	2	36	7	30	2	42	7	36	4	35
02:00	1	44	4	52	3	49	2	38	6	42	3	45
02:15	3	31	4	43	1	36	0	42	1	28	2	36
02:30	1	33	1	36	2	46	0	34	4	30	2	36
02:45	1	36	0	41	3	31	0	42	0	27	1	35
03:00	2	33	3	46	2	34	1	35	5	26	3	35
03:15	2	39	2	37	2	38	0	39	2	25	2	36
03:30	1	42	1	37	0	40	4	39	6	30	2	38
03:45	1	36	5	41	5	39	0	31	2	37	3	37
04:00	4	33	5	35	8	30	5	31	5	35	5	33
04:15	2	36	7	52	3	38	0	32	9	36	4	39
04:30	5	24	7	43	3	29	5	38	4	28	5	32
04:45	6	45	11	40	13	48	4	32	9	37	9	40
05:00	8	44	9	55	13	36	7	46	7	37	9	44
05:15	7	56	9	57	9	47	8	50	15	32	10	48
05:30	12	41	9	43	11	45	7	32	8	24	9	37
05:45	18	55	11	47	14	32	6	46	18	33	13	43
06:00	15	49	20	54	19	27	14	43	17	24	17	39
06:15	30	36	35	40	28	24	21	29	20	30	27	32
06:30	34	24	55	39	23	21	32	32	38	25	36	28
06:45	34	22	39	28	41	19	30	15	34	12	36	19
07:00	27	16	22	23	23	15	27	14	22	19	24	17
07:15	28	30	31	30	21	13	25	23	20	17	25	23
07:30	33	26	41	18	32	15	33	22	38	13	35	19
07:45	55	21	50	21	40	12	34	19	34	16	43	18
08:00	36	16	31	15	30	9	36	12	30	12	33	13
08:15	41	15	39	15	30	15	28	11	30	10	34	13
08:30	27	10	44	17	23	12	43	13	32	11	34	13
08:45	34	8	40	15	28	8	29	16	25	9	31	11
09:00	23	5	26	6	21	9	30	16	31	9	26	9
09:15	22	14	27	14	24	11	16	9	29	10	24	12
09:30	22	20	21	16	10	7	20	10	23	8	19	12
09:45	17	7	26	7	28	7	27	7	23	11	24	8
10:00	15	17	21	18	21	8	18	15	21	14	19	14
10:15	24	6	25	10	27	5	27	7	23	11	25	8
10:30	27	5	34	4	27	4	31	7	28	9	29	6
10:45	25	7	32	5	18	7	23	7	16	8	23	7
11:00	19	9	28	9	27	4	30	5	27	9	26	7
11:15	18	2	21	7	27	4	21	9	26	10	23	6
11:30	27	8	18	3	29	8	28	16	22	5	25	8
11:45	23	9	25	11	21	7	28	6	36	5	27	8
Totals	750	1222	873	1404	742	1147	712	1234	785	1057	772	1213
Day Total	1972		2277		1889		1946		1842		1985	
AM Pct	38.0%		38.3%		39.3%		36.6%		42.6%		38.9%	

AECOM

7:00-8:00 AM	143	144	116	119	114	127
7:15-8:15 AM	152	153	123	128	122	136
7:30-8:30 AM	165	161	132	131	132	144
7:45-8:45 AM	159	164	123	141	126	143
8:00-9:00 AM	138	154	111	136	117	131

4:00-5:00 PM	138	170	145	133	136	144.4
4:15-5:15 PM	149	190	151	148	138	155.2
4:30-5:30 PM	169	195	160	166	134	164.8
4:45-5:45 PM	186	195	176	160	130	169.4
5:00-6:00 PM	196	202	160	174	126	171.6

Client: AECOM
 File Number:
 Route: 5 - Palm Dr
 Location: Between Campus Dr & Arboretum Rd

Site Ref: 05
 Direction: SB

Count Date	10/3/2022		10/4/2022		10/5/2022		10/6/2022		10/7/2022		Average	
	AM	PM	AM	PM	AM	PM	AM	PM	AM	PM	AM	PM
00:00	0	25	0	55	2	56	3	58	13	67	4	52
00:15	0	41	0	49	1	62	3	65	23	53	5	54
00:30	0	44	0	45	1	63	2	61	13	79	3	58
00:45	4	33	0	62	3	56	0	72	11	66	4	58
01:00	2	39	0	65	3	55	3	73	12	73	4	61
01:15	4	24	0	44	2	53	3	63	13	74	4	52
01:30	0	27	0	56	3	41	0	50	12	51	3	45
01:45	2	26	0	62	3	49	1	56	9	73	3	53
02:00	2	21	0	66	3	54	1	55	8	64	3	52
02:15	3	27	0	68	3	50	2	57	4	69	2	54
02:30	13	21	0	51	1	50	4	54	1	70	4	49
02:45	1	19	0	46	0	57	1	84	0	65	0	54
03:00	1	24	0	67	1	39	0	63	1	66	1	52
03:15	1	26	0	43	1	54	1	60	2	62	1	49
03:30	1	27	0	60	1	57	2	66	2	73	1	57
03:45	1	11	0	51	4	59	4	78	3	84	2	57
04:00	2	13	0	64	3	53	4	77	5	77	3	57
04:15	1	7	0	67	10	62	9	69	7	75	5	56
04:30	6	7	0	69	6	69	9	68	7	67	6	56
04:45	1	15	0	67	23	70	23	79	21	70	14	60
05:00	1	13	0	65	22	66	30	74	24	56	15	55
05:15	1	12	0	88	27	64	36	72	32	52	19	58
05:30	1	8	0	68	31	64	26	84	30	71	18	59
05:45	5	5	1	77	45	67	35	89	38	83	25	64
06:00	4	3	1	68	45	73	38	76	46	86	27	61
06:15	2	6	52	73	57	81	72	76	63	76	49	62
06:30	7	1	87	74	66	61	71	103	65	85	59	65
06:45	8	3	75	64	75	59	63	100	64	79	57	61
07:00	26	2	60	51	54	57	58	82	60	57	52	50
07:15	23	2	59	49	72	52	55	83	57	37	53	45
07:30	23	4	68	42	92	40	66	48	66	58	63	38
07:45	20	1	85	36	84	43	102	48	92	42	77	34
08:00	24	3	89	28	84	33	90	35	84	44	74	29
08:15	21	4	109	36	104	39	104	50	88	37	85	33
08:30	17	1	115	33	84	36	95	28	121	32	86	26
08:45	16	1	133	29	118	30	107	47	124	29	100	27
09:00	19	4	129	21	123	19	117	50	120	47	102	28
09:15	21	0	96	32	112	32	112	43	129	31	94	28
09:30	19	0	73	21	89	32	100	33	74	28	71	23
09:45	23	1	86	29	80	28	99	41	96	38	77	27
10:00	28	3	66	33	81	29	66	38	78	43	64	29
10:15	21	0	88	13	67	20	80	25	68	49	65	21
10:30	17	0	61	15	66	17	70	18	59	29	55	16
10:45	17	0	58	6	66	12	72	20	64	22	55	12
11:00	26	0	48	9	53	16	53	12	61	21	48	12
11:15	26	1	56	10	62	7	61	15	70	11	55	9
11:30	36	0	64	4	68	9	59	13	50	17	55	9
11:45	38	0	59	3	64	4	79	16	86	10	65	7
Totals	535	555	1818	2234	2065	2199	2091	2727	2176	2648	1737	2073
Day Total	1090		4052		4264		4818		4824		3810	
AM Pct	49.1%		44.9%		48.4%		43.4%		45.1%		45.6%	

AECOM

7:00-8:00 AM	92	272	302	281	275	244
7:15-8:15 AM	90	301	332	313	299	267
7:30-8:30 AM	88	351	364	362	330	299
7:45-8:45 AM	82	398	356	391	385	322
8:00-9:00 AM	78	446	390	396	417	345

4:00-5:00 PM	42	267	254	293	289	229
4:15-5:15 PM	42	268	267	290	268	227
4:30-5:30 PM	47	289	269	293	245	228.6
4:45-5:45 PM	48	288	264	309	249	231.6
5:00-6:00 PM	38	298	261	319	262	235.6

Client: AECOM
 File Number:
 Route: 5 - Palm Dr
 Location: Between Campus Dr & Arboretum Rd

Site Ref: 05
 Direction: NB

Count Date	10/3/2022		10/4/2022		10/5/2022		10/6/2022		10/7/2022		Average	
	AM	PM	AM	PM	AM	PM	AM	PM	AM	PM	AM	PM
00:00	0	44	0	54	8	33	6	46	10	41	5	44
00:15	0	35	0	39	3	34	3	54	11	49	3	42
00:30	0	40	0	40	4	48	1	50	5	53	2	46
00:45	0	19	0	55	3	51	6	36	9	48	4	42
01:00	0	18	0	42	6	51	8	32	8	64	4	41
01:15	1	8	0	44	2	29	5	49	4	53	2	37
01:30	0	11	0	45	2	38	7	57	4	46	3	39
01:45	0	13	0	51	2	40	2	49	3	61	1	43
02:00	1	2	0	53	1	57	1	59	4	61	1	46
02:15	1	13	0	59	6	44	6	51	6	52	4	44
02:30	0	8	0	61	15	49	16	59	21	64	10	48
02:45	1	2	0	72	1	57	0	66	2	61	1	52
03:00	2	3	0	79	1	65	1	88	2	71	1	61
03:15	1	1	0	67	1	82	1	64	4	78	1	58
03:30	1	1	0	75	3	68	2	75	0	65	1	57
03:45	1	1	0	53	1	67	1	62	2	56	1	48
04:00	0	7	0	69	1	61	1	81	2	71	1	58
04:15	2	0	0	63	2	47	0	68	2	87	1	53
04:30	2	0	0	83	6	92	9	56	8	97	5	66
04:45	4	1	0	96	1	85	1	90	2	66	2	68
05:00	14	0	0	94	3	96	3	96	2	105	4	78
05:15	24	0	0	95	1	114	1	111	1	111	5	86
05:30	6	0	0	110	1	104	2	89	2	93	2	79
05:45	12	0	2	82	5	84	3	94	3	83	5	69
06:00	19	0	2	95	1	84	4	113	4	83	6	75
06:15	12	0	8	98	12	90	7	87	10	82	10	71
06:30	17	0	14	75	13	83	18	92	13	83	15	67
06:45	12	0	13	61	17	99	12	87	17	75	14	64
07:00	12	0	34	67	29	72	32	70	28	89	27	60
07:15	3	0	21	64	27	83	27	67	25	67	21	56
07:30	8	0	34	51	33	59	26	91	30	57	26	52
07:45	9	0	22	38	29	56	21	49	30	33	22	35
08:00	16	0	27	52	24	58	25	42	30	54	24	41
08:15	45	0	40	48	30	53	28	53	31	35	35	38
08:30	25	0	26	40	20	29	25	54	26	34	24	31
08:45	27	0	34	41	33	21	22	59	41	40	31	32
09:00	28	0	24	27	33	28	33	112	39	41	31	42
09:15	19	0	26	17	32	18	29	78	35	28	28	28
09:30	8	0	21	30	28	34	27	36	28	30	22	26
09:45	5	0	15	15	23	30	32	55	31	24	21	25
10:00	4	0	30	18	27	16	24	42	36	33	24	22
10:15	7	0	22	14	20	14	34	37	25	21	22	17
10:30	14	0	33	14	21	17	35	19	28	24	26	15
10:45	20	0	30	14	29	11	29	17	28	19	27	12
11:00	49	0	40	18	16	20	33	26	24	15	32	16
11:15	45	0	24	10	39	10	33	10	54	17	39	9
11:30	58	0	40	15	35	6	31	20	33	4	39	9
11:45	41	0	39	9	34	7	50	9	54	16	44	8
Totals	576	227	621	2512	684	2494	723	2907	817	2640	684	2156
Day Total	803		3133		3178		3630		3457		2840	
AM Pct	71.7%		19.8%		21.5%		19.9%		23.6%		24.1%	

AECOM

7:00-8:00 AM	32	111	118	106	113	96
7:15-8:15 AM	36	104	113	99	115	93
7:30-8:30 AM	78	123	116	100	121	108
7:45-8:45 AM	95	115	103	99	117	106
8:00-9:00 AM	113	127	107	100	128	115

4:00-5:00 PM	8	311	285	295	321	244
4:15-5:15 PM	1	336	320	310	355	264.4
4:30-5:30 PM	1	368	387	353	379	297.6
4:45-5:45 PM	1	395	399	386	375	311.2
5:00-6:00 PM	0	381	398	390	392	312.2

Client: AECOM
 File Number:
 Route: 6 - Lasuen St
 Location: Between Campus Dr & Arboretum Rd

Site Ref: 06
 Direction: NB

Count Date Count Time	10/3/2022		10/4/2022		10/5/2022		10/6/2022		10/7/2022		Average	
	AM	PM	AM	PM	AM	PM	AM	PM	AM	PM	AM	PM
00:00	0	1	0	2	0	4	0	1	0	3	0	2
00:15	0	1	0	2	1	3	0	1	0	0	0	1
00:30	0	3	1	4	0	5	0	0	0	2	0	3
00:45	0	2	0	1	4	3	0	2	0	2	1	2
01:00	0	3	0	0	0	3	0	2	0	2	0	2
01:15	1	1	0	6	0	3	0	2	0	5	0	3
01:30	0	3	0	4	0	5	0	1	0	1	0	3
01:45	0	4	0	2	0	4	0	2	0	1	0	3
02:00	0	3	0	1	0	3	0	3	0	2	0	2
02:15	0	3	0	3	0	3	0	3	0	2	0	3
02:30	1	2	1	4	1	0	1	1	1	6	1	3
02:45	0	3	0	1	0	6	0	4	0	4	0	4
03:00	0	2	0	3	0	4	0	1	0	4	0	3
03:15	0	0	0	2	0	6	0	2	0	1	0	2
03:30	0	2	0	4	0	4	0	1	0	6	0	3
03:45	0	5	0	4	0	3	0	4	0	1	0	3
04:00	0	1	0	4	0	5	0	5	0	2	0	3
04:15	1	3	0	2	1	4	0	5	0	7	0	4
04:30	0	7	0	8	0	5	0	3	0	6	0	6
04:45	0	2	0	7	0	6	0	7	0	5	0	5
05:00	0	5	1	13	0	4	0	6	0	5	0	7
05:15	0	4	2	4	0	7	0	6	0	5	0	5
05:30	1	3	2	8	0	4	2	8	0	2	1	5
05:45	0	6	0	5	0	7	0	6	0	7	0	6
06:00	0	2	1	0	0	2	0	6	0	3	0	3
06:15	0	1	0	3	0	6	1	7	2	5	1	4
06:30	0	2	0	2	0	4	0	8	0	6	0	4
06:45	0	5	1	2	1	5	4	7	1	2	1	4
07:00	0	1	1	4	1	2	1	5	0	1	1	3
07:15	1	1	2	1	0	2	1	5	3	2	1	2
07:30	2	0	1	1	0	4	2	0	0	0	1	1
07:45	0	0	0	0	0	1	1	1	1	0	0	0
08:00	0	0	1	0	0	0	1	0	0	1	0	0
08:15	0	0	0	1	0	1	1	2	4	0	1	1
08:30	2	1	0	4	0	1	1	3	0	1	1	2
08:45	2	1	4	3	1	2	1	3	4	7	2	3
09:00	2	0	3	0	2	1	4	12	2	0	3	3
09:15	3	0	1	0	1	1	0	14	1	0	1	3
09:30	0	1	1	0	2	2	1	1	4	1	2	1
09:45	3	0	1	1	4	1	1	2	4	2	3	1
10:00	1	1	0	0	0	0	0	1	2	1	1	1
10:15	0	0	2	0	2	0	2	2	0	0	1	0
10:30	1	0	2	3	1	0	0	3	0	0	1	1
10:45	0	0	3	0	3	1	2	0	2	1	2	0
11:00	3	1	3	0	1	1	3	1	2	1	2	1
11:15	2	0	1	0	4	0	1	1	2	2	2	1
11:30	3	0	1	0	4	0	2	0	4	0	3	0
11:45	3	0	2	0	5	0	2	0	5	0	3	0
Totals	32	86	38	119	39	138	35	157	47	117	38	123
Day Total	118		157		177		192		164		162	
AM Pct	27.1%		24.2%		22.0%		18.2%		28.7%		23.6%	

AECOM

7:00-8:00 AM	3	4	1	5	4	3
7:15-8:15 AM	3	4	0	5	4	3
7:30-8:30 AM	2	2	0	5	5	3
7:45-8:45 AM	2	1	0	4	5	2
8:00-9:00 AM	4	5	1	4	8	4

4:00-5:00 PM	13	21	20	20	20	18.8
4:15-5:15 PM	17	30	19	21	23	22
4:30-5:30 PM	18	32	22	22	21	23
4:45-5:45 PM	14	32	21	27	17	22.2
5:00-6:00 PM	18	30	22	26	19	23

Client: AECOM
 File Number:
 Route: 7 - Galvez St
 Location: Between Campus Dr & Arboretum Rd

Site Ref: 07
 Direction: SB

Count Date Count Time	10/3/2022		10/4/2022		10/5/2022		10/6/2022		10/7/2022		Average	
	AM	PM	AM	PM	AM	PM	AM	PM	AM	PM	AM	PM
00:00	0	47	5	47	3	51	4	57	8	64	4	53
00:15	0	49	4	46	1	56	6	55	5	46	3	50
00:30	0	45	5	40	6	48	3	50	4	43	4	45
00:45	0	52	1	54	3	53	3	57	5	58	2	55
01:00	1	38	1	46	2	53	5	46	3	58	2	48
01:15	0	39	0	53	2	52	3	53	0	64	1	52
01:30	3	32	2	34	2	41	2	43	4	55	3	41
01:45	0	38	2	32	2	36	3	41	4	50	2	39
02:00	0	39	0	43	1	35	1	47	2	50	1	43
02:15	3	39	1	32	0	46	3	50	3	56	2	45
02:30	0	35	1	60	0	36	1	58	1	64	1	51
02:45	0	36	0	41	0	35	0	52	3	53	1	43
03:00	0	27	0	45	1	34	1	45	3	49	1	40
03:15	0	41	0	34	2	37	0	53	3	67	1	46
03:30	1	42	1	44	2	27	0	60	2	72	1	49
03:45	0	45	0	57	1	55	1	57	8	73	2	57
04:00	4	35	1	39	2	41	1	61	3	67	2	49
04:15	5	39	0	34	5	39	3	61	4	36	3	42
04:30	8	51	7	56	5	62	5	64	6	44	6	55
04:45	11	64	9	64	9	71	14	89	9	50	10	68
05:00	22	56	32	60	25	52	29	73	25	63	27	61
05:15	10	58	10	56	10	55	18	83	22	58	14	62
05:30	39	89	44	56	39	50	45	88	30	67	39	70
05:45	34	94	55	110	48	100	45	105	44	76	45	97
06:00	23	84	25	107	29	69	21	128	28	79	25	93
06:15	33	74	55	63	38	69	38	93	33	59	39	72
06:30	39	52	57	71	59	60	54	106	52	54	52	69
06:45	48	40	48	59	67	63	51	130	60	66	55	72
07:00	51	39	49	48	52	61	48	198	48	48	50	79
07:15	46	38	45	58	49	50	61	204	63	54	53	81
07:30	61	51	81	51	54	52	74	82	56	35	65	54
07:45	84	57	74	40	83	62	95	69	80	35	83	53
08:00	81	47	69	59	98	45	91	69	91	43	86	53
08:15	76	35	78	53	69	44	73	63	91	30	77	45
08:30	75	35	89	30	75	38	96	41	84	31	84	35
08:45	73	34	101	25	98	22	90	31	73	38	87	30
09:00	86	16	84	14	73	23	100	33	95	34	88	24
09:15	65	16	73	19	70	11	59	35	50	21	63	20
09:30	55	16	60	21	66	17	76	26	73	18	66	20
09:45	81	15	76	11	70	19	67	15	78	18	74	16
10:00	50	16	54	10	67	9	54	13	59	15	57	13
10:15	36	10	57	16	45	9	47	18	42	16	45	14
10:30	53	7	39	10	51	10	50	11	56	15	50	11
10:45	49	7	52	4	63	9	62	9	52	13	56	8
11:00	42	5	47	3	45	7	48	12	45	10	45	7
11:15	59	5	46	7	58	7	36	8	43	15	48	8
11:30	46	7	53	5	63	4	62	8	73	17	59	8
11:45	55	5	58	4	54	9	50	7	79	12	59	7
Totals	1508	1841	1651	1971	1667	1934	1699	2857	1705	2159	1646	2152
Day Total	3349		3622		3601		4556		3864		3798	
AM Pct	45.0%		45.6%		46.3%		37.3%		44.1%		43.3%	

AECOM

7:00-8:00 AM	242	249	238	278	247	251
7:15-8:15 AM	272	269	284	321	290	287
7:30-8:30 AM	302	302	304	333	318	312
7:45-8:45 AM	316	310	325	355	346	330
8:00-9:00 AM	305	337	340	350	339	334

4:00-5:00 PM	189	193	213	275	197	213.4
4:15-5:15 PM	210	214	224	287	193	225.6
4:30-5:30 PM	229	236	240	309	215	245.8
4:45-5:45 PM	267	236	228	333	238	260.4
5:00-6:00 PM	297	282	257	349	264	289.8

Client: AECOM
 File Number:
 Route: 7 - Galvez St
 Location: Between Campus Dr & Arboretum Rd

Site Ref: 07
 Direction: NB

Count Date	10/3/2022		10/4/2022		10/5/2022		10/6/2022		10/7/2022		Average	
	AM	PM	AM	PM	AM	PM	AM	PM	AM	PM	AM	PM
00:00	0	54	3	56	2	61	0	54	8	74	3	60
00:15	0	32	1	47	3	50	3	53	11	51	4	47
00:30	0	40	2	42	2	56	5	56	2	60	2	51
00:45	0	54	3	44	2	53	0	53	7	80	2	57
01:00	0	55	2	49	6	59	0	46	0	74	2	57
01:15	0	59	3	57	3	60	2	48	4	81	2	61
01:30	5	61	2	64	2	67	5	73	6	69	4	67
01:45	1	40	0	53	1	54	4	48	3	77	2	54
02:00	0	53	3	56	4	67	5	62	2	69	3	61
02:15	1	50	3	67	5	47	4	50	10	67	5	56
02:30	5	78	6	84	11	72	9	96	10	89	8	84
02:45	1	73	3	56	1	69	1	76	5	74	2	70
03:00	0	76	1	70	0	86	1	77	2	89	1	80
03:15	0	73	3	78	0	88	1	85	0	100	1	85
03:30	1	71	1	87	3	95	0	87	1	97	1	87
03:45	0	74	0	74	0	69	1	81	1	70	0	74
04:00	1	90	1	85	2	79	1	75	2	96	1	85
04:15	2	74	2	77	5	79	3	91	2	84	3	81
04:30	2	93	2	96	3	111	3	106	3	89	3	99
04:45	1	102	1	121	1	117	1	130	1	109	1	116
05:00	3	115	5	137	1	120	1	109	3	113	3	119
05:15	0	99	2	138	1	106	0	126	1	126	1	119
05:30	2	81	1	111	3	118	4	129	3	117	3	111
05:45	4	118	14	119	4	123	18	124	5	130	9	123
06:00	4	141	8	150	4	98	3	142	5	110	5	128
06:15	2	85	5	115	6	107	7	117	7	117	5	108
06:30	17	87	8	90	4	93	4	127	14	89	9	97
06:45	15	76	17	74	26	83	18	86	17	82	19	80
07:00	16	75	16	83	24	90	27	119	25	91	22	92
07:15	20	113	35	88	22	86	33	112	27	77	27	95
07:30	18	73	41	109	24	86	34	109	24	69	28	89
07:45	35	57	34	83	31	89	27	62	27	67	31	72
08:00	36	77	32	50	22	86	30	71	44	50	33	67
08:15	15	88	37	102	25	82	22	107	31	74	26	91
08:30	21	64	37	87	32	75	37	114	35	58	32	80
08:45	37	34	25	52	35	31	31	69	26	46	31	46
09:00	29	41	32	42	22	49	32	165	21	52	27	70
09:15	23	33	22	35	34	34	30	170	28	35	27	61
09:30	29	22	19	32	26	29	31	162	37	30	28	55
09:45	37	22	34	15	32	24	40	143	30	22	35	45
10:00	33	22	33	19	30	15	35	71	54	40	37	33
10:15	26	14	31	16	44	18	37	44	44	24	36	23
10:30	30	17	39	17	25	17	32	30	50	29	35	22
10:45	32	18	25	17	36	16	26	28	52	22	34	20
11:00	31	11	48	3	39	22	38	19	41	32	39	17
11:15	39	5	39	14	43	8	40	21	51	30	42	16
11:30	44	14	43	8	44	6	40	7	41	23	42	12
11:45	54	1	54	5	61	5	67	8	53	6	58	5
Totals	672	2905	778	3174	756	3155	793	4038	876	3360	775	3326
Day Total	3577		3952		3911		4831		4236		4101	
AM Pct	18.8%		19.7%		19.3%		16.4%		20.7%		18.9%	

AECOM

7:00-8:00 AM	89	126	101	121	103	108
7:15-8:15 AM	109	142	99	124	122	119
7:30-8:30 AM	104	144	102	113	126	118
7:45-8:45 AM	107	140	110	116	137	122
8:00-9:00 AM	109	131	114	120	136	122

4:00-5:00 PM	359	379	386	402	378	380.8
4:15-5:15 PM	384	431	427	436	395	414.6
4:30-5:30 PM	409	492	454	471	437	452.6
4:45-5:45 PM	397	507	461	494	465	464.8
5:00-6:00 PM	413	505	467	488	486	471.8

Client: AECOM

Site Ref: 08

File Number:

Direction: WB

Route: 8 - Serra St

Location: Between El Camino Real & Olmsted Rd

Count Date Count Time	10/3/2022		10/4/2022		10/5/2022		10/6/2022		10/7/2022		Average	
	AM	PM	AM	PM	AM	PM	AM	PM	AM	PM	AM	PM
00:00	5	43	15	44	25	46	14	40	17	72	15	49
00:15	13	45	5	44	14	45	7	41	19	58	12	47
00:30	10	57	8	44	7	53	8	45	15	71	10	54
00:45	8	45	3	42	16	47	14	44	5	53	9	46
01:00	9	48	8	46	6	59	5	42	8	55	7	50
01:15	7	47	2	40	8	39	11	47	12	43	8	43
01:30	4	37	0	40	2	30	4	44	4	42	3	39
01:45	3	38	4	48	4	47	0	36	8	52	4	44
02:00	2	34	5	44	4	35	4	49	6	42	4	41
02:15	1	30	3	38	2	27	2	55	4	46	2	39
02:30	0	31	1	42	1	44	1	40	7	46	2	41
02:45	1	37	1	27	1	42	4	53	2	51	2	42
03:00	4	34	3	30	2	35	1	28	1	38	2	33
03:15	2	37	1	36	3	49	0	30	3	41	2	39
03:30	2	31	3	38	1	41	1	41	4	49	2	40
03:45	1	37	0	36	2	44	1	31	3	58	1	41
04:00	6	59	1	35	5	53	3	43	2	56	3	49
04:15	2	44	3	40	4	44	8	55	6	71	5	51
04:30	8	45	8	52	3	58	9	59	5	54	7	54
04:45	9	40	8	42	9	47	5	61	3	56	7	49
05:00	8	38	12	47	11	61	7	46	15	63	11	51
05:15	18	62	22	52	24	54	19	47	24	58	21	55
05:30	29	58	35	46	30	58	33	70	24	56	30	58
05:45	33	53	38	49	46	49	39	56	44	66	40	55
06:00	19	44	23	47	28	59	22	65	17	72	22	57
06:15	24	40	25	59	30	43	33	69	26	76	28	57
06:30	44	46	40	46	36	55	29	45	32	87	36	56
06:45	39	51	38	49	44	54	43	54	43	66	41	55
07:00	34	49	33	49	24	44	24	63	33	51	30	51
07:15	38	38	32	42	39	46	34	69	34	59	35	51
07:30	46	38	37	33	48	62	44	54	41	65	43	50
07:45	65	41	71	39	64	45	62	51	64	44	65	44
08:00	67	55	73	44	62	38	64	57	64	58	66	50
08:15	69	28	62	53	70	53	71	45	75	66	69	49
08:30	65	32	78	48	72	43	65	50	59	54	68	45
08:45	76	25	79	45	65	53	75	51	79	70	75	49
09:00	70	37	81	40	68	39	81	58	70	47	74	44
09:15	67	48	66	35	80	46	76	36	67	39	71	41
09:30	50	37	75	30	67	54	46	60	66	50	61	46
09:45	48	28	51	31	52	35	61	42	77	38	58	35
10:00	42	18	43	35	45	24	52	44	42	47	45	34
10:15	50	21	46	30	37	22	38	25	54	39	45	27
10:30	44	19	44	20	39	21	44	26	52	29	45	23
10:45	45	20	39	17	43	14	39	25	53	31	44	21
11:00	39	12	44	23	36	19	42	22	40	22	40	20
11:15	50	14	52	19	50	12	54	13	52	38	52	19
11:30	39	17	41	17	45	12	57	22	50	35	46	21
11:45	62	11	45	19	36	10	44	14	66	24	51	16
Totals	1377	1799	1407	1872	1410	2010	1400	2163	1497	2504	1418	2070
Day Total	3176		3279		3420		3563		4001		3488	
AM Pct	43.4%		42.9%		41.2%		39.3%		37.4%		40.7%	

AECOM

7:00-8:00 AM	183	173	175	164	172	173
7:15-8:15 AM	216	213	213	204	203	210
7:30-8:30 AM	247	243	244	241	244	244
7:45-8:45 AM	266	284	268	262	262	268
8:00-9:00 AM	277	292	269	275	277	278

4:00-5:00 PM	188	169	202	218	237	202.8
4:15-5:15 PM	167	181	210	221	244	204.6
4:30-5:30 PM	185	193	220	213	231	208.4
4:45-5:45 PM	198	187	220	224	233	212.4
5:00-6:00 PM	211	194	222	219	243	217.8

Client: AECOM

Site Ref: 08

File Number:

Direction: EB

Route: 8 - Serra St

Location: Between El Camino Real & Olmsted Rd

Count Date Count Time	10/3/2022		10/4/2022		10/5/2022		10/6/2022		10/7/2022		Average	
	AM	PM	AM	PM	AM	PM	AM	PM	AM	PM	AM	PM
00:00	14	54	11	47	10	61	23	62	31	62	18	57
00:15	15	52	13	70	14	49	20	44	36	65	20	56
00:30	18	46	11	53	11	50	9	43	20	57	14	50
00:45	10	46	4	46	14	42	15	42	16	55	12	46
01:00	3	50	3	46	8	49	10	43	14	71	8	52
01:15	8	38	4	50	8	57	7	55	16	55	9	51
01:30	4	44	3	55	9	54	11	57	13	77	8	57
01:45	3	42	2	40	2	46	5	62	13	67	5	51
02:00	3	41	4	50	3	51	5	50	14	77	6	54
02:15	2	54	7	63	7	57	8	65	8	76	6	63
02:30	7	70	12	76	11	71	9	84	12	85	10	77
02:45	1	58	3	70	1	57	2	76	6	89	3	70
03:00	2	62	2	51	1	79	0	60	7	75	2	65
03:15	3	65	2	76	2	86	5	75	2	75	3	75
03:30	2	77	2	79	2	85	2	85	6	100	3	85
03:45	2	58	0	65	1	66	0	65	1	82	1	67
04:00	3	62	0	68	1	64	2	61	2	78	2	67
04:15	2	70	4	67	2	67	5	72	4	85	3	72
04:30	1	81	1	73	3	74	2	70	2	108	2	81
04:45	5	68	4	79	2	73	3	74	6	91	4	77
05:00	1	69	7	82	4	94	4	83	4	85	4	83
05:15	9	82	6	83	6	81	8	85	6	96	7	85
05:30	8	79	6	73	7	96	5	75	8	97	7	84
05:45	13	65	9	67	3	63	7	84	12	101	9	76
06:00	17	79	14	73	11	87	11	66	16	101	14	81
06:15	9	56	7	82	5	75	15	77	4	98	8	78
06:30	16	76	16	72	13	89	19	91	14	98	16	85
06:45	14	61	13	78	12	72	11	74	19	99	14	77
07:00	12	67	16	90	12	84	14	69	18	88	14	80
07:15	18	68	27	88	12	67	18	79	15	103	18	81
07:30	20	70	24	64	21	76	35	82	27	92	25	77
07:45	38	69	39	72	37	63	40	75	25	87	36	73
08:00	38	66	48	69	45	60	45	72	44	87	44	71
08:15	40	60	26	57	38	62	42	72	39	75	37	65
08:30	40	43	35	60	38	69	36	59	60	64	42	59
08:45	41	40	44	58	36	59	42	42	56	60	44	52
09:00	44	54	43	54	41	54	43	65	44	58	43	57
09:15	38	52	40	55	39	54	48	78	38	67	41	61
09:30	37	55	47	68	51	50	41	51	46	79	44	61
09:45	38	50	39	37	41	33	33	56	56	65	41	48
10:00	42	41	53	45	42	44	43	58	52	51	46	48
10:15	32	26	27	34	44	33	46	51	51	61	40	41
10:30	38	33	38	34	41	39	49	39	64	48	46	39
10:45	43	28	36	29	36	38	32	31	42	54	38	36
11:00	41	23	36	28	48	25	41	33	44	41	42	30
11:15	42	17	39	17	39	22	40	28	54	42	43	25
11:30	46	28	50	28	48	15	47	29	61	37	50	27
11:45	55	20	33	18	62	11	46	16	79	40	55	21
Totals	938	2615	910	2839	944	2853	1004	2965	1227	3604	1005	2975
Day Total	3553		3749		3797		3969		4831		3980	
AM Pct	26.4%		24.3%		24.9%		25.3%		25.4%		25.2%	

AECOM

7:00-8:00 AM	88	106	82	107	85	94
7:15-8:15 AM	114	138	115	138	111	123
7:30-8:30 AM	136	137	141	162	135	142
7:45-8:45 AM	156	148	158	163	168	159
8:00-9:00 AM	159	153	157	165	199	167

4:00-5:00 PM	281	287	278	277	362	297
4:15-5:15 PM	288	301	308	299	369	313
4:30-5:30 PM	300	317	322	312	380	326.2
4:45-5:45 PM	298	317	344	317	369	329
5:00-6:00 PM	295	305	334	327	379	328

Client: AECOM
 File Number:
 Route: 9 - Yale St
 Location: Between Olmsted Rd & Stanford Ave

Site Ref: 09
 Direction: WB

Count Date Count Time	10/3/2022		10/4/2022		10/5/2022		10/6/2022		10/7/2022		Average	
	AM	PM	AM	PM	AM	PM	AM	PM	AM	PM	AM	PM
00:00	1	10	1	6	0	16	3	9	2	12	1	11
00:15	0	7	0	11	2	12	1	12	2	5	1	9
00:30	1	7	2	11	0	9	2	10	2	10	1	9
00:45	0	7	0	8	0	8	0	8	0	7	0	8
01:00	1	9	0	7	0	14	1	9	1	3	1	8
01:15	0	6	1	10	0	9	0	8	0	4	0	7
01:30	0	12	1	6	1	8	0	6	1	7	1	8
01:45	0	10	1	8	0	9	0	6	0	7	0	8
02:00	0	11	0	10	0	10	0	10	0	10	0	10
02:15	0	8	0	14	0	10	1	13	0	15	0	12
02:30	0	8	0	9	0	6	0	7	0	8	0	8
02:45	0	14	0	9	0	11	0	7	0	10	0	10
03:00	0	10	0	5	0	12	0	3	0	8	0	8
03:15	0	10	0	3	0	8	0	6	0	13	0	8
03:30	0	8	0	14	0	9	0	11	0	10	0	10
03:45	0	8	0	10	0	11	0	8	0	18	0	11
04:00	0	5	0	12	0	11	1	14	0	6	0	10
04:15	0	10	0	11	0	17	0	19	0	16	0	15
04:30	2	9	0	16	0	14	0	12	0	9	0	12
04:45	0	9	1	14	0	11	0	11	0	15	0	12
05:00	1	11	1	12	3	16	3	12	2	13	2	13
05:15	0	13	1	19	0	18	0	21	1	23	0	19
05:30	1	18	0	15	2	18	0	17	1	15	1	17
05:45	3	16	1	13	1	14	1	14	1	18	1	15
06:00	3	22	1	19	0	21	1	17	0	25	1	21
06:15	3	11	3	18	1	11	6	14	5	26	4	16
06:30	7	20	5	17	2	16	3	15	5	13	4	16
06:45	9	10	8	9	7	9	6	11	8	20	8	12
07:00	5	9	6	11	5	9	9	13	4	14	6	11
07:15	4	9	5	17	2	14	6	12	10	20	5	14
07:30	7	6	3	7	11	14	9	13	7	12	7	10
07:45	11	11	17	14	12	7	10	13	18	14	14	12
08:00	14	8	15	11	9	6	13	14	11	9	12	10
08:15	14	8	18	5	10	13	15	13	14	8	14	9
08:30	13	3	15	11	17	19	14	9	20	13	16	11
08:45	9	11	10	13	19	7	14	4	9	11	12	9
09:00	13	7	17	12	6	11	14	6	19	11	14	9
09:15	14	5	11	0	19	11	13	3	13	14	14	7
09:30	10	2	12	11	14	4	8	10	12	4	11	6
09:45	14	4	9	4	12	8	16	6	14	2	13	5
10:00	9	6	10	4	15	4	7	4	9	7	10	5
10:15	9	5	14	5	6	2	10	7	13	8	10	5
10:30	7	3	5	4	6	3	10	3	5	2	7	3
10:45	8	1	8	5	11	4	9	6	7	8	9	5
11:00	3	4	5	5	12	3	7	2	9	2	7	3
11:15	9	1	13	2	8	3	9	1	9	6	10	3
11:30	15	2	4	0	11	1	11	2	10	3	10	2
11:45	10	0	11	2	15	0	14	1	9	3	12	1
Totals	230	404	235	459	239	481	247	452	253	517	241	463
Day Total	634		694		720		699		770		703	
AM Pct	36.3%		33.9%		33.2%		35.3%		32.9%		34.2%	

AECOM

7:00-8:00 AM	27	31	30	34	39	32
7:15-8:15 AM	36	40	34	38	46	39
7:30-8:30 AM	46	53	42	47	50	48
7:45-8:45 AM	52	65	48	52	63	56
8:00-9:00 AM	50	58	55	56	54	55

4:00-5:00 PM	33	53	53	56	46	48.2
4:15-5:15 PM	39	53	58	54	53	51.4
4:30-5:30 PM	42	61	59	56	60	55.6
4:45-5:45 PM	51	60	63	61	66	60.2
5:00-6:00 PM	58	59	66	64	69	63.2

Client: AECOM
 File Number:
 Route: 9 - Yale St
 Location: Between Olmsted Rd & Stanford Ave

Site Ref: 09
 Direction: EB

Count Date Count Time	10/3/2022		10/4/2022		10/5/2022		10/6/2022		10/7/2022		Average	
	AM	PM	AM	PM	AM	PM	AM	PM	AM	PM	AM	PM
00:00	1	5	1	7	1	7	1	6	4	11	2	7
00:15	0	8	1	8	1	15	2	5	1	10	1	9
00:30	0	9	1	6	0	9	0	8	2	6	1	8
00:45	0	12	0	10	0	4	2	9	1	6	1	8
01:00	0	16	0	11	1	10	1	6	1	6	1	10
01:15	0	5	1	7	0	6	1	7	0	11	0	7
01:30	1	5	1	8	0	8	0	11	1	11	1	9
01:45	0	9	0	5	1	7	0	7	0	17	0	9
02:00	0	8	0	9	0	12	0	7	0	11	0	9
02:15	0	5	0	8	0	13	0	3	0	14	0	9
02:30	0	14	0	14	0	5	0	8	0	14	0	11
02:45	0	10	0	13	0	9	0	9	0	10	0	10
03:00	0	5	0	8	0	14	0	7	0	12	0	9
03:15	0	10	0	15	0	10	0	8	0	14	0	11
03:30	0	12	1	9	0	9	0	10	0	16	0	11
03:45	0	7	1	18	0	12	0	11	0	12	0	12
04:00	0	14	0	15	0	16	1	9	0	12	0	13
04:15	0	10	0	10	0	20	1	14	0	16	0	14
04:30	1	12	0	13	0	14	0	14	0	20	0	15
04:45	1	16	0	14	0	10	0	14	0	21	0	15
05:00	0	11	0	24	0	20	0	15	1	13	0	17
05:15	0	22	2	18	0	22	0	14	1	17	1	19
05:30	1	10	0	9	1	13	1	20	0	13	1	13
05:45	5	14	2	19	0	19	1	12	2	26	2	18
06:00	2	18	2	18	0	18	1	13	1	25	1	18
06:15	0	13	0	14	0	19	1	18	0	19	0	17
06:30	1	18	1	13	0	19	3	13	1	17	1	16
06:45	3	10	2	11	0	18	1	17	3	22	2	16
07:00	3	19	1	15	2	18	2	10	3	22	2	17
07:15	3	14	2	16	5	10	2	7	3	16	3	13
07:30	2	9	8	11	4	11	5	12	9	12	6	11
07:45	12	13	9	9	9	3	13	14	11	14	11	11
08:00	17	10	19	10	10	9	13	9	15	3	15	8
08:15	9	6	11	7	12	5	12	4	6	7	10	6
08:30	12	4	14	9	15	10	12	7	13	9	13	8
08:45	22	1	12	5	15	4	11	5	15	9	15	5
09:00	15	6	16	1	10	6	9	4	9	2	12	4
09:15	4	2	9	2	8	6	10	4	14	6	9	4
09:30	9	1	7	3	14	4	7	2	8	5	9	3
09:45	12	5	8	1	7	1	9	11	12	3	10	4
10:00	10	3	6	0	9	2	8	3	7	5	8	3
10:15	8	10	7	4	10	2	5	4	9	4	8	5
10:30	5	4	7	2	3	2	4	6	7	2	5	3
10:45	3	0	7	2	11	1	7	2	9	2	7	1
11:00	6	1	7	1	7	2	1	2	5	7	5	3
11:15	11	1	13	1	11	0	10	2	16	3	12	1
11:30	18	1	5	2	5	1	12	2	12	2	10	2
11:45	11	1	6	0	13	1	14	0	9	1	11	1
Totals	208	419	190	435	185	456	183	405	211	536	195	450
Day Total	627		625		641		588		747		646	
AM Pct	33.2%		30.4%		28.9%		31.1%		28.2%		30.3%	

AECOM

7:00-8:00 AM	20	20	20	22	26	22
7:15-8:15 AM	34	38	28	33	38	34
7:30-8:30 AM	40	47	35	43	41	41
7:45-8:45 AM	50	53	46	50	45	49
8:00-9:00 AM	60	56	52	48	49	53

4:00-5:00 PM	52	52	60	51	69	56.8
4:15-5:15 PM	49	61	64	57	70	60.2
4:30-5:30 PM	61	69	66	57	71	64.8
4:45-5:45 PM	59	65	65	63	64	63.2
5:00-6:00 PM	57	70	74	61	69	66.2

Client: AECOM
 File Number:
 Route: 10 - Wellesley St
 Location: Between Olmsted Rd & Stanford Ave

Site Ref: 10
 Direction: WB

Count Date	10/3/2022		10/4/2022		10/5/2022		10/6/2022		10/7/2022		Average	
	AM	PM	AM	PM	AM	PM	AM	PM	AM	PM	AM	PM
00:00	1	2	0	8	2	1	3	6	1	3	1	4
00:15	0	5	1	5	3	5	0	8	2	6	1	6
00:30	2	5	1	5	1	5	4	4	2	6	2	5
00:45	1	2	0	10	1	5	0	1	0	6	0	5
01:00	1	3	0	5	3	8	0	3	0	7	1	5
01:15	1	4	0	3	0	4	1	4	1	6	1	4
01:30	0	4	0	2	1	9	1	6	0	6	0	5
01:45	2	1	1	3	0	2	0	4	0	7	1	3
02:00	0	4	1	5	0	1	1	5	0	10	0	5
02:15	0	4	1	3	0	8	0	2	1	7	0	5
02:30	0	2	0	11	0	5	0	5	0	5	0	6
02:45	0	8	0	1	0	7	1	5	0	5	0	5
03:00	0	5	0	5	0	6	0	6	0	6	0	6
03:15	0	3	0	3	1	3	0	7	0	8	0	5
03:30	0	5	0	10	0	6	0	8	0	13	0	8
03:45	0	6	0	6	0	7	1	7	0	8	0	7
04:00	0	8	0	5	0	1	0	7	0	9	0	6
04:15	0	11	0	3	0	7	0	6	0	5	0	6
04:30	0	2	0	3	0	6	0	7	0	8	0	5
04:45	0	7	0	9	0	3	1	10	0	7	0	7
05:00	1	8	0	7	0	10	0	3	1	4	0	6
05:15	0	8	0	7	0	4	1	10	0	7	0	7
05:30	0	8	0	11	0	10	0	9	0	12	0	10
05:45	0	6	2	10	1	9	2	5	0	13	1	9
06:00	0	3	1	9	1	8	1	6	2	12	1	8
06:15	1	4	3	9	0	7	0	12	0	5	1	7
06:30	1	14	3	9	3	9	0	8	1	10	2	10
06:45	0	12	1	6	1	7	3	15	0	10	1	10
07:00	4	11	0	8	1	13	0	10	2	11	1	11
07:15	1	6	3	5	2	16	3	11	2	8	2	9
07:30	4	9	3	5	2	7	3	10	3	11	3	8
07:45	3	5	9	9	4	11	4	9	5	5	5	8
08:00	8	9	7	3	6	8	9	5	3	6	7	6
08:15	7	6	5	9	9	10	3	8	5	6	6	8
08:30	8	7	7	8	7	7	6	17	5	10	7	10
08:45	8	8	4	10	6	9	9	8	2	5	6	8
09:00	6	5	7	12	4	4	4	5	7	14	6	8
09:15	7	7	5	3	4	4	6	8	4	4	5	5
09:30	8	6	7	6	7	5	5	11	5	9	6	7
09:45	12	4	5	6	5	1	5	4	5	9	6	5
10:00	4	5	10	5	3	4	5	3	1	4	5	4
10:15	7	5	5	2	5	5	6	5	4	5	5	4
10:30	1	5	1	4	5	4	1	3	5	7	3	5
10:45	1	4	2	3	3	5	3	1	5	2	3	3
11:00	3	2	5	4	3	3	7	5	10	4	6	4
11:15	3	3	4	2	2	2	7	9	3	4	4	4
11:30	3	0	4	3	7	3	4	6	2	3	4	3
11:45	1	5	6	0	6	3	1	4	5	4	4	3
Totals	110	266	114	280	109	287	111	321	94	342	108	299
Day Total	376		394		396		432		436		407	
AM Pct	29.3%		28.9%		27.5%		25.7%		21.6%		26.5%	

AECOM

7:00-8:00 AM	12	15	9	10	12	12
7:15-8:15 AM	16	22	14	19	13	17
7:30-8:30 AM	22	24	21	19	16	20
7:45-8:45 AM	26	28	26	22	18	24
8:00-9:00 AM	31	23	28	27	15	25

4:00-5:00 PM	28	20	17	30	29	24.8
4:15-5:15 PM	28	22	26	26	24	25.2
4:30-5:30 PM	25	26	23	30	26	26
4:45-5:45 PM	31	34	27	32	30	30.8
5:00-6:00 PM	30	35	33	27	36	32.2

Client: AECOM
 File Number:
 Route: 10 - Wellesley St
 Location: Between Olmsted Rd & Stanford Ave

Site Ref: 10
 Direction: EB

Count Date Count Time	10/3/2022		10/4/2022		10/5/2022		10/6/2022		10/7/2022		Average	
	AM	PM	AM	PM	AM	PM	AM	PM	AM	PM	AM	PM
00:00	3	2	0	3	1	11	1	4	1	8	1	6
00:15	0	0	0	9	1	3	0	8	2	3	1	5
00:30	0	4	1	7	2	5	1	9	3	5	1	6
00:45	1	2	0	6	1	5	1	7	0	8	1	6
01:00	0	2	0	5	1	9	1	7	1	5	1	6
01:15	1	5	0	9	0	10	0	3	0	11	0	8
01:30	0	5	1	12	1	7	0	5	1	9	1	8
01:45	0	4	0	7	0	5	0	4	1	4	0	5
02:00	3	5	0	4	0	2	0	6	0	2	1	4
02:15	0	4	0	9	0	3	0	8	0	4	0	6
02:30	0	4	0	7	0	5	0	4	0	7	0	5
02:45	0	9	0	6	0	10	0	9	0	4	0	8
03:00	0	6	0	5	0	3	0	4	0	5	0	5
03:15	0	8	0	5	0	8	0	7	0	5	0	7
03:30	0	5	0	5	0	2	0	4	0	10	0	5
03:45	0	4	0	6	1	9	1	6	0	10	0	7
04:00	0	5	0	4	0	6	0	4	0	7	0	5
04:15	0	7	0	6	0	5	0	7	0	9	0	7
04:30	0	6	0	9	0	9	1	10	0	8	0	8
04:45	0	5	1	9	0	7	0	8	0	9	0	8
05:00	4	17	0	6	0	8	0	7	3	7	1	9
05:15	1	10	1	8	1	12	1	7	1	6	1	9
05:30	0	10	0	10	0	10	1	9	0	11	0	10
05:45	0	11	0	11	1	11	0	10	0	10	0	11
06:00	1	8	0	14	0	15	0	16	1	6	0	12
06:15	0	6	2	12	1	15	0	7	0	9	1	10
06:30	3	13	3	12	1	11	0	11	1	13	2	12
06:45	0	10	1	11	2	12	1	7	2	12	1	10
07:00	5	5	4	13	3	8	3	14	3	10	4	10
07:15	5	7	0	5	4	14	0	10	3	12	2	10
07:30	3	8	6	9	6	10	4	15	2	16	4	12
07:45	5	7	10	6	4	8	12	7	8	14	8	8
08:00	6	7	6	6	10	5	9	8	6	11	7	7
08:15	3	10	3	6	9	8	5	6	4	7	5	7
08:30	8	8	8	7	9	4	4	6	4	12	7	7
08:45	4	3	4	2	5	5	5	6	7	2	5	4
09:00	3	2	5	6	6	5	7	5	6	6	5	5
09:15	5	3	6	2	8	3	5	8	9	6	7	4
09:30	8	2	4	7	5	3	6	6	4	5	5	5
09:45	3	3	8	5	3	2	6	2	6	4	5	3
10:00	2	5	4	0	6	7	2	3	1	6	3	4
10:15	1	1	7	0	1	4	3	5	4	2	3	2
10:30	3	5	4	2	3	3	8	2	5	2	5	3
10:45	2	2	4	2	4	2	3	3	5	3	4	2
11:00	2	2	7	4	4	1	7	0	5	1	5	2
11:15	5	1	6	1	3	3	5	3	4	4	5	2
11:30	3	0	0	3	3	2	5	3	8	2	4	2
11:45	3	2	4	1	4	2	5	0	5	2	4	1
Totals	96	260	110	304	114	317	113	310	116	334	110	305
Day Total	356		414		431		423		450		415	
AM Pct	27.0%		26.6%		26.5%		26.7%		25.8%		26.5%	

AECOM

7:00-8:00 AM	18	20	17	19	16	18
7:15-8:15 AM	19	22	24	25	19	22
7:30-8:30 AM	17	25	29	30	20	24
7:45-8:45 AM	22	27	32	30	22	27
8:00-9:00 AM	21	21	33	23	21	24
4:00-5:00 PM	23	28	27	29	33	28
4:15-5:15 PM	35	30	29	32	33	31.8
4:30-5:30 PM	38	32	36	32	30	33.6
4:45-5:45 PM	42	33	37	31	33	35.2
5:00-6:00 PM	48	35	41	33	34	38.2

Client: AECOM
 File Number:
 Route: 11 - Oberlin St
 Location: Between Olmsted Rd & Stanford Ave

Site Ref: 11
 Direction: WB

Count Date	10/3/2022		10/4/2022		10/5/2022		10/6/2022		10/7/2022		Average	
Count Time	AM	PM	AM	PM	AM	PM	AM	PM	AM	PM	AM	PM
00:00	1	4	1	4	0	3	0	1	0	2	0	3
00:15	2	1	0	1	0	2	0	3	0	5	0	2
00:30	0	5	0	0	1	3	1	3	1	0	1	2
00:45	0	4	1	3	0	4	1	4	0	0	0	3
01:00	0	1	0	0	0	6	0	2	0	3	0	2
01:15	0	1	1	3	0	12	0	4	0	2	0	4
01:30	0	2	0	3	0	6	1	1	0	2	0	3
01:45	0	3	0	3	0	1	0	3	0	2	0	2
02:00	0	4	0	8	0	4	0	6	1	5	0	5
02:15	0	7	2	6	0	3	0	8	1	7	1	6
02:30	0	6	0	5	0	2	0	3	0	9	0	5
02:45	0	10	1	5	0	6	0	7	0	5	0	7
03:00	0	1	0	1	0	1	0	1	0	2	0	1
03:15	0	1	0	1	0	0	0	0	0	5	0	1
03:30	0	3	0	1	0	3	0	3	0	4	0	3
03:45	0	4	0	2	0	1	0	2	0	6	0	3
04:00	0	2	0	5	0	4	0	3	0	3	0	3
04:15	0	3	0	3	0	1	0	6	0	3	0	3
04:30	1	3	0	3	0	4	1	5	0	7	0	4
04:45	0	8	1	2	0	3	0	3	0	8	0	5
05:00	0	5	0	2	0	6	0	6	0	3	0	4
05:15	0	4	0	6	0	8	0	5	0	8	0	6
05:30	1	0	1	11	1	6	2	3	0	2	1	4
05:45	1	10	1	7	1	4	3	4	2	4	2	6
06:00	0	4	3	5	4	4	0	5	2	3	2	4
06:15	1	5	1	9	2	4	2	5	2	6	2	6
06:30	1	4	2	1	1	7	3	5	0	7	1	5
06:45	4	3	3	6	2	8	2	6	0	9	2	6
07:00	3	6	1	7	0	7	2	3	2	4	2	5
07:15	3	1	5	1	2	7	3	4	2	8	3	4
07:30	7	5	8	6	8	2	6	3	11	5	8	4
07:45	19	1	17	1	17	2	19	3	16	7	18	3
08:00	35	9	36	5	37	2	39	5	38	4	37	5
08:15	7	6	6	1	6	4	9	1	4	3	6	3
08:30	8	2	5	3	6	2	7	2	9	5	7	3
08:45	6	4	8	1	6	3	8	3	4	3	6	3
09:00	7	3	3	4	3	2	10	3	2	2	5	3
09:15	9	3	7	3	5	3	5	6	7	4	7	4
09:30	1	0	7	1	6	5	3	3	5	0	4	2
09:45	3	2	1	3	2	2	2	0	7	2	3	2
10:00	2	1	2	3	1	1	3	2	5	0	3	1
10:15	5	1	2	1	2	1	2	3	3	2	3	2
10:30	1	1	1	2	1	1	0	2	1	6	1	2
10:45	2	1	0	1	1	1	2	0	2	4	1	1
11:00	2	0	4	0	1	0	5	0	3	2	3	0
11:15	4	1	5	1	6	0	1	2	3	1	4	1
11:30	3	0	4	0	2	2	4	1	3	0	3	1
11:45	3	0	6	1	5	0	8	2	3	0	5	1
Totals	142	155	146	151	129	163	154	155	139	184	142	162
Day Total	297		297		292		309		323		304	
AM Pct	47.8%		49.2%		44.2%		49.8%		43.0%		46.8%	

AECOM

7:00-8:00 AM	32	31	27	30	31	30
7:15-8:15 AM	64	66	64	67	67	66
7:30-8:30 AM	68	67	68	73	69	69
7:45-8:45 AM	69	64	66	74	67	68
8:00-9:00 AM	56	55	55	63	55	57

4:00-5:00 PM	16	13	12	17	21	15.8
4:15-5:15 PM	19	10	14	20	21	16.8
4:30-5:30 PM	20	13	21	19	26	19.8
4:45-5:45 PM	17	21	23	17	21	19.8
5:00-6:00 PM	19	26	24	18	17	20.8

Client: AECOM
 File Number:
 Route: 11 - Oberlin St
 Location: Between Olmsted Rd & Stanford Ave

Site Ref: 11
 Direction: EB

Count Date Count Time	10/3/2022		10/4/2022		10/5/2022		10/6/2022		10/7/2022		Average	
	AM	PM	AM	PM	AM	PM	AM	PM	AM	PM	AM	PM
00:00	2	4	0	5	0	6	2	11	1	4	1	6
00:15	0	1	1	3	1	2	0	2	0	3	0	2
00:30	0	3	0	4	1	1	0	4	0	2	0	3
00:45	0	0	1	1	0	4	3	3	0	6	1	3
01:00	0	4	1	5	0	5	0	3	0	5	0	4
01:15	0	2	0	3	0	3	0	1	0	2	0	2
01:30	0	4	0	6	0	11	1	5	0	2	0	6
01:45	0	0	1	2	0	2	0	5	0	6	0	3
02:00	0	3	1	3	0	4	0	4	0	2	0	3
02:15	0	6	0	2	0	7	0	8	0	5	0	6
02:30	1	4	0	2	0	1	0	3	0	3	0	3
02:45	0	4	0	5	0	3	1	7	0	7	0	5
03:00	0	6	0	0	0	2	0	4	0	5	0	3
03:15	0	9	0	6	0	5	0	5	0	3	0	6
03:30	0	2	0	5	0	3	0	2	0	4	0	3
03:45	0	4	0	5	0	4	0	2	0	3	0	4
04:00	0	7	0	6	0	8	0	3	0	6	0	6
04:15	0	2	0	7	0	5	0	3	0	6	0	5
04:30	0	4	0	7	0	4	0	9	0	5	0	6
04:45	0	5	0	5	0	6	1	7	0	6	0	6
05:00	0	6	0	2	0	8	0	4	0	5	0	5
05:15	0	6	0	7	0	7	1	3	0	9	0	6
05:30	0	9	0	4	0	11	2	6	0	4	0	7
05:45	0	12	1	13	0	7	0	8	0	10	0	10
06:00	0	8	0	8	0	8	0	9	0	13	0	9
06:15	0	5	2	6	0	6	0	10	0	4	0	6
06:30	3	7	0	5	0	6	1	6	1	8	1	6
06:45	2	7	1	4	3	5	1	3	0	8	1	5
07:00	3	2	1	7	0	3	1	3	4	3	2	4
07:15	6	6	3	4	6	4	6	3	5	12	5	6
07:30	2	4	2	6	4	7	3	0	1	2	2	4
07:45	4	2	3	3	2	5	3	2	7	6	4	4
08:00	14	2	3	4	3	2	10	3	7	4	7	3
08:15	5	2	8	5	7	3	5	2	8	3	7	3
08:30	8	0	10	2	7	2	5	5	5	6	7	3
08:45	2	1	2	7	8	1	1	3	4	1	3	3
09:00	6	2	5	2	3	1	3	0	5	1	4	1
09:15	5	1	4	0	3	1	5	1	7	3	5	1
09:30	3	3	7	0	5	5	4	2	8	0	5	2
09:45	1	2	3	1	1	3	0	1	3	3	2	2
10:00	4	0	4	1	2	1	4	3	7	1	4	1
10:15	3	4	3	2	4	1	2	2	2	0	3	2
10:30	2	1	0	3	1	2	1	1	2	4	1	2
10:45	3	0	2	1	1	0	2	0	5	3	3	1
11:00	1	0	0	2	2	3	1	0	1	2	1	1
11:15	3	0	6	0	6	0	4	1	4	1	5	0
11:30	3	0	4	0	4	2	2	0	2	2	3	1
11:45	4	1	6	0	3	1	4	1	2	0	4	1
Totals	90	167	85	181	77	191	79	173	91	203	84	183
Day Total	257		266		268		252		294		267	
AM Pct	35.0%		32.0%		28.7%		31.3%		31.0%		31.6%	

AECOM

7:00-8:00 AM	15	9	12	13	17	13
7:15-8:15 AM	26	11	15	22	20	19
7:30-8:30 AM	25	16	16	21	23	20
7:45-8:45 AM	31	24	19	23	27	25
8:00-9:00 AM	29	23	25	21	24	24

4:00-5:00 PM	18	25	23	22	23	22.2
4:15-5:15 PM	17	21	23	23	22	21.2
4:30-5:30 PM	21	21	25	23	25	23
4:45-5:45 PM	26	18	32	20	24	24
5:00-6:00 PM	33	26	33	21	28	28.2

Client: AECOM
 File Number:
 Route: 12 - Olmsted Rd
 Location: North of Escondido Rd

Site Ref: 12
 Direction: NB

Count Date Count Time	10/3/2022		10/4/2022		10/5/2022		10/6/2022		10/7/2022		Average	
	AM	PM	AM	PM	AM	PM	AM	PM	AM	PM	AM	PM
00:00	0	3	0	4	0	3	0	1	1	2	0	3
00:15	0	2	0	1	1	4	0	2	0	0	0	2
00:30	0	1	1	1	0	0	1	2	1	0	1	1
00:45	0	0	0	5	0	11	1	5	0	3	0	5
01:00	0	3	0	1	0	2	0	3	0	3	0	2
01:15	0	0	0	1	0	6	0	2	0	1	0	2
01:30	0	1	1	2	0	4	0	3	0	0	0	2
01:45	0	0	0	2	0	2	0	1	0	0	0	1
02:00	0	3	1	6	0	1	0	6	0	5	0	4
02:15	0	5	0	8	0	1	0	10	0	7	0	6
02:30	0	3	0	2	0	0	0	2	0	3	0	2
02:45	0	4	0	4	0	2	0	6	0	7	0	5
03:00	0	2	0	1	0	1	0	1	0	2	0	1
03:15	0	3	0	1	0	1	0	0	0	2	0	1
03:30	0	2	0	2	0	4	0	0	0	6	0	3
03:45	0	2	0	1	0	1	0	7	0	7	0	4
04:00	0	6	0	3	0	5	0	1	0	3	0	4
04:15	0	3	0	3	0	2	0	3	0	0	0	2
04:30	0	1	0	2	0	0	0	6	0	5	0	3
04:45	0	2	0	1	0	5	0	4	0	3	0	3
05:00	0	3	0	1	0	3	0	4	0	4	0	3
05:15	0	4	0	3	0	8	1	3	0	0	0	4
05:30	0	6	1	5	1	3	0	2	0	5	0	4
05:45	1	7	2	4	1	5	1	4	1	8	1	6
06:00	1	1	0	1	0	3	0	0	0	3	0	2
06:15	1	2	5	4	2	3	1	8	4	2	3	4
06:30	2	5	2	1	3	3	4	3	0	4	2	3
06:45	0	3	1	1	2	1	1	3	3	2	1	2
07:00	2	3	1	0	1	1	1	3	1	0	1	1
07:15	2	2	0	3	1	3	1	4	0	3	1	3
07:30	9	1	9	0	8	1	7	0	9	3	8	1
07:45	5	0	6	2	12	3	4	2	5	2	6	2
08:00	19	1	10	1	10	0	14	3	10	1	13	1
08:15	0	0	4	3	5	1	6	2	4	0	4	1
08:30	4	1	1	1	2	1	1	1	4	1	2	1
08:45	2	2	2	1	2	1	3	2	1	2	2	2
09:00	3	0	2	0	1	0	4	0	3	0	3	0
09:15	0	1	1	1	3	0	0	1	1	1	1	1
09:30	1	1	4	0	2	0	0	0	1	1	2	0
09:45	4	0	0	0	0	1	1	0	0	1	1	0
10:00	0	1	0	0	0	1	1	0	0	2	0	1
10:15	0	0	2	0	1	0	0	1	1	1	1	0
10:30	1	0	3	0	2	1	0	1	2	2	2	1
10:45	2	0	2	1	2	0	5	1	1	2	2	1
11:00	2	0	3	1	2	1	4	0	5	0	3	0
11:15	5	0	4	0	8	0	6	0	8	0	6	0
11:30	3	0	2	0	1	0	4	0	5	0	3	0
11:45	7	0	5	0	3	0	8	1	8	0	6	0
Totals	76	90	75	85	76	99	80	114	79	109	77	99
Day Total	166		160		175		194		188		177	
AM Pct	45.8%		46.9%		43.4%		41.2%		42.0%		43.7%	

AECOM

7:00-8:00 AM	18	16	22	13	15	17
7:15-8:15 AM	35	25	31	26	24	28
7:30-8:30 AM	33	29	35	31	28	31
7:45-8:45 AM	28	21	29	25	23	25
8:00-9:00 AM	25	17	19	24	19	21

4:00-5:00 PM	12	9	12	14	11	11.6
4:15-5:15 PM	9	7	10	17	12	11
4:30-5:30 PM	10	7	16	17	12	12.4
4:45-5:45 PM	15	10	19	13	12	13.8
5:00-6:00 PM	20	13	19	13	17	16.4

Client: AECOM
 File Number:
 Route: 12 - Olmsted Rd
 Location: North of Escondido Rd

Site Ref: 12
 Direction: SB

Count Date	10/3/2022		10/4/2022		10/5/2022		10/6/2022		10/7/2022		Average	
Count Time	AM	PM	AM	PM	AM	PM	AM	PM	AM	PM	AM	PM
00:00	1	6	0	2	0	7	0	8	0	8	0	6
00:15	0	2	0	3	1	1	0	5	0	1	0	2
00:30	0	4	0	2	0	6	0	2	0	0	0	3
00:45	0	1	0	2	0	5	0	1	0	3	0	2
01:00	0	0	0	3	0	7	0	3	0	5	0	4
01:15	0	0	0	3	0	13	0	3	0	1	0	4
01:30	0	3	0	4	0	9	0	0	0	2	0	4
01:45	0	1	1	1	0	1	0	3	0	3	0	2
02:00	0	4	0	6	0	3	0	3	0	4	0	4
02:15	0	5	0	8	0	4	0	10	0	9	0	7
02:30	0	4	0	6	0	2	0	3	0	7	0	4
02:45	0	6	0	5	0	1	0	6	0	6	0	5
03:00	0	1	0	1	0	0	0	0	0	2	0	1
03:15	0	4	0	5	0	9	0	4	0	4	0	5
03:30	0	5	0	5	0	2	0	2	0	1	0	3
03:45	0	3	0	3	0	5	0	1	0	3	0	3
04:00	0	2	0	4	0	4	0	10	0	5	0	5
04:15	0	5	0	2	0	2	0	11	0	5	0	5
04:30	0	5	0	1	0	2	0	0	0	2	0	2
04:45	0	4	0	1	0	7	0	4	0	5	0	4
05:00	0	5	0	4	0	2	0	6	0	3	0	4
05:15	0	5	0	1	0	9	0	6	0	3	0	5
05:30	0	3	0	2	0	2	0	3	0	1	0	2
05:45	0	2	0	5	2	3	1	4	2	3	1	3
06:00	1	3	2	4	2	2	2	3	1	7	2	4
06:15	0	3	0	2	1	0	0	3	0	0	0	2
06:30	0	1	1	4	0	0	2	1	1	1	1	1
06:45	0	1	0	2	1	4	0	4	1	2	0	3
07:00	0	0	2	1	0	1	0	0	0	2	0	1
07:15	0	0	1	0	2	0	1	3	1	2	1	1
07:30	3	0	6	0	3	2	4	0	7	3	5	1
07:45	20	1	15	0	18	3	20	0	14	0	17	1
08:00	42	1	43	0	47	0	38	3	42	3	42	1
08:15	9	1	7	2	6	0	11	1	6	0	8	1
08:30	10	1	4	0	1	0	8	0	4	4	5	1
08:45	3	0	7	1	10	1	7	1	4	0	6	1
09:00	6	1	5	0	4	0	6	1	4	1	5	1
09:15	3	0	4	0	4	1	5	4	2	0	4	1
09:30	2	0	3	1	5	0	1	0	1	1	2	0
09:45	2	0	0	0	2	1	2	1	5	0	2	0
10:00	1	0	5	0	4	0	1	3	4	0	3	1
10:15	4	1	4	1	1	1	1	0	2	1	2	1
10:30	2	0	1	0	7	0	0	1	4	2	3	1
10:45	2	0	1	0	0	0	1	0	1	3	1	1
11:00	3	1	3	0	1	0	5	0	2	0	3	0
11:15	4	0	2	1	8	1	3	0	6	0	5	0
11:30	6	0	5	0	8	0	5	0	8	0	6	0
11:45	4	0	9	0	6	0	15	0	10	1	9	0
Totals	128	95	131	98	144	123	139	127	132	119	135	112
Day Total	223		229		267		266		251		247	
AM Pct	57.4%		57.2%		53.9%		52.3%		52.6%		54.5%	

AECOM

7:00-8:00 AM	23	24	23	25	22	23
7:15-8:15 AM	65	65	70	63	64	65
7:30-8:30 AM	74	71	74	73	69	72
7:45-8:45 AM	81	69	72	77	66	73
8:00-9:00 AM	64	61	64	64	56	62

4:00-5:00 PM	16	8	15	25	17	16.2
4:15-5:15 PM	19	8	13	21	15	15.2
4:30-5:30 PM	19	7	20	16	13	15
4:45-5:45 PM	17	8	20	19	12	15.2
5:00-6:00 PM	15	12	16	19	10	14.4

Client: AECOM
 File Number:
 Route: 13 - Bowdoin St
 Location: Between Stanford Ave & Pine Hill Rd

Site Ref: 13
 Direction: WB

Count Date Count Time	10/3/2022		10/4/2022		10/5/2022		10/6/2022		10/7/2022		Average	
	AM	PM	AM	PM	AM	PM	AM	PM	AM	PM	AM	PM
00:00	5	45	4	45	2	37	8	63	5	53	5	49
00:15	5	46	1	42	1	40	4	48	10	43	4	44
00:30	5	31	0	36	4	43	2	55	3	45	3	42
00:45	3	46	1	46	4	33	3	44	2	47	3	43
01:00	1	44	1	44	1	42	1	45	2	51	1	45
01:15	2	49	0	42	4	47	1	46	0	45	1	46
01:30	1	34	1	40	1	42	2	37	0	36	1	38
01:45	0	36	1	38	3	46	1	42	3	43	2	41
02:00	1	36	2	46	2	48	2	37	1	48	2	43
02:15	0	40	0	54	1	40	1	42	0	43	0	44
02:30	2	31	1	40	1	40	1	47	1	56	1	43
02:45	0	41	0	44	1	53	0	48	1	56	0	48
03:00	0	39	0	35	1	37	4	44	0	42	1	39
03:15	0	64	0	45	2	53	1	46	1	54	1	52
03:30	2	31	0	52	2	26	2	51	3	52	2	42
03:45	2	32	3	50	0	39	2	56	5	55	2	46
04:00	0	57	1	38	2	42	1	54	1	58	1	50
04:15	5	53	4	51	5	57	4	46	4	72	4	56
04:30	4	50	7	55	8	51	8	56	4	51	6	53
04:45	9	44	11	52	3	55	8	51	7	60	8	52
05:00	13	39	13	43	12	50	8	54	16	58	12	49
05:15	7	45	13	52	13	62	11	69	12	65	11	59
05:30	21	63	23	61	26	55	34	82	32	49	27	62
05:45	64	76	58	65	51	63	54	77	56	83	57	73
06:00	45	53	39	57	35	59	37	56	26	81	36	61
06:15	44	46	47	49	39	55	44	56	37	61	42	53
06:30	43	42	43	45	47	58	43	58	45	67	44	54
06:45	37	42	40	46	42	54	41	71	37	71	39	57
07:00	57	38	43	44	40	37	41	64	37	54	44	47
07:15	60	43	58	42	55	35	64	41	51	46	58	41
07:30	70	33	74	38	68	32	70	35	55	35	67	35
07:45	95	27	90	27	100	51	86	33	89	46	92	37
08:00	94	33	100	33	90	22	97	40	90	45	94	35
08:15	97	27	109	35	83	32	74	32	84	32	89	32
08:30	99	19	115	20	97	22	99	21	84	40	99	24
08:45	96	37	126	30	89	24	106	32	88	44	101	33
09:00	83	17	87	33	104	19	93	16	70	34	87	24
09:15	78	21	82	16	92	20	81	22	80	25	83	21
09:30	51	13	84	16	61	16	80	12	59	23	67	16
09:45	58	13	56	15	74	16	58	21	71	22	63	17
10:00	52	13	45	14	50	13	48	19	48	25	49	17
10:15	51	10	70	12	42	14	67	14	43	30	55	16
10:30	33	10	49	11	36	7	37	8	58	21	43	11
10:45	48	10	55	10	50	4	71	10	59	19	57	11
11:00	30	5	44	8	42	13	47	6	47	20	42	10
11:15	33	9	31	4	52	10	54	9	54	12	45	9
11:30	45	5	44	4	37	3	51	7	50	11	45	6
11:45	44	3	49	3	43	6	55	4	61	10	50	5
Totals	1595	1641	1725	1728	1618	1723	1707	1927	1592	2139	1647	1832
Day Total	3236		3453		3341		3634		3731		3479	
AM Pct	49.3%		50.0%		48.4%		47.0%		42.7%		47.4%	

AECOM

7:00-8:00 AM	282	265	263	261	232	261
7:15-8:15 AM	319	322	313	317	285	311
7:30-8:30 AM	356	373	341	327	318	343
7:45-8:45 AM	385	414	370	356	347	374
8:00-9:00 AM	386	450	359	376	346	383

4:00-5:00 PM	204	196	205	207	241	210.6
4:15-5:15 PM	186	201	213	207	241	209.6
4:30-5:30 PM	178	202	218	230	234	212.4
4:45-5:45 PM	191	208	222	256	232	221.8
5:00-6:00 PM	223	221	230	282	255	242.2

Client: AECOM
 File Number:
 Route: 13 - Bowdoin St
 Location: Between Stanford Ave & Pine Hill Rd

Site Ref: 13
 Direction: EB

Count Date Count Time	10/3/2022		10/4/2022		10/5/2022		10/6/2022		10/7/2022		Average	
	AM	PM	AM	PM	AM	PM	AM	PM	AM	PM	AM	PM
00:00	7	37	3	32	5	35	6	45	5	46	5	39
00:15	4	35	5	37	2	42	4	31	8	40	5	37
00:30	3	32	2	37	6	33	4	48	5	43	4	39
00:45	1	41	5	37	8	46	3	43	6	47	5	43
01:00	2	41	1	34	4	43	6	54	3	38	3	42
01:15	1	38	1	48	1	40	0	40	1	48	1	43
01:30	0	44	1	47	1	49	1	46	2	54	1	48
01:45	0	49	2	42	2	35	0	41	4	52	2	44
02:00	0	47	0	65	2	50	1	53	4	68	1	57
02:15	2	51	6	52	4	81	4	57	5	56	4	59
02:30	2	97	1	88	2	78	5	93	4	112	3	94
02:45	1	58	2	60	3	60	3	55	2	78	2	62
03:00	0	62	1	69	1	47	1	63	0	73	1	63
03:15	0	74	0	94	0	91	1	87	0	89	0	87
03:30	0	70	1	69	0	61	0	77	1	92	0	74
03:45	1	59	1	79	1	73	2	51	2	77	1	68
04:00	1	57	1	82	1	95	1	76	2	85	1	79
04:15	1	82	0	107	0	91	0	73	0	66	0	84
04:30	3	88	1	98	1	110	1	104	1	104	1	101
04:45	0	80	0	86	0	98	0	82	3	83	1	86
05:00	0	97	1	90	7	110	3	100	3	108	3	101
05:15	1	92	2	99	1	108	2	108	2	86	2	99
05:30	6	80	2	114	2	107	3	92	5	105	4	100
05:45	7	75	8	93	2	85	3	87	7	99	5	88
06:00	4	90	13	99	10	84	8	122	3	117	8	102
06:15	10	94	12	96	10	86	6	114	8	107	9	99
06:30	9	78	13	70	17	87	12	96	9	88	12	84
06:45	17	54	12	80	13	76	11	82	10	69	13	72
07:00	14	48	16	56	15	66	16	85	10	64	14	64
07:15	22	54	12	55	12	64	21	88	24	59	18	64
07:30	25	52	25	53	21	60	21	50	25	51	23	53
07:45	33	44	35	55	33	44	44	49	25	51	34	49
08:00	36	42	31	37	39	45	40	42	32	41	36	41
08:15	35	40	30	40	24	38	34	44	25	46	30	42
08:30	42	23	42	32	33	28	44	44	36	45	39	34
08:45	33	17	50	32	44	32	35	33	45	30	41	29
09:00	33	33	24	29	25	21	33	64	31	35	29	36
09:15	25	27	38	24	31	20	22	68	34	33	30	34
09:30	32	24	31	28	22	25	35	32	21	31	28	28
09:45	17	22	34	14	26	13	35	36	39	32	30	23
10:00	31	18	35	16	21	22	30	24	27	21	29	20
10:15	23	11	27	13	22	15	27	18	29	25	26	16
10:30	27	14	34	15	29	19	36	14	33	21	32	17
10:45	20	14	23	15	23	14	30	10	35	15	26	14
11:00	27	6	31	7	23	10	38	17	35	15	31	11
11:15	25	8	29	8	38	4	46	13	37	22	35	11
11:30	29	5	28	7	41	5	35	6	45	12	36	7
11:45	44	4	33	9	35	5	31	4	38	8	36	6
Totals	656	2308	705	2549	663	2551	744	2761	731	2787	700	2591
Day Total	2964		3254		3214		3505		3518		3291	
AM Pct	22.1%		21.7%		20.6%		21.2%		20.8%		21.3%	

AECOM

7:00-8:00 AM	94	88	81	102	84	90
7:15-8:15 AM	116	103	105	126	106	111
7:30-8:30 AM	129	121	117	139	107	123
7:45-8:45 AM	146	138	129	162	118	139
8:00-9:00 AM	146	153	140	153	138	146

4:00-5:00 PM	307	373	394	335	338	349.4
4:15-5:15 PM	347	381	409	359	361	371.4
4:30-5:30 PM	357	373	426	394	381	386.2
4:45-5:45 PM	349	389	423	382	382	385
5:00-6:00 PM	344	396	410	387	398	387

Client: AECOM
 File Number:
 Route: 14 - Raimundo Way
 Location: Between Stanford Ave & Pine Hill Rd

Site Ref: 14
 Direction: WB

Count Date Count Time	10/3/2022		10/4/2022		10/5/2022		10/6/2022		10/7/2022		Average	
	AM	PM	AM	PM	AM	PM	AM	PM	AM	PM	AM	PM
00:00	0	8	0	17	0	12	1	9	0	12	0	12
00:15	1	7	0	6	0	14	0	8	0	11	0	9
00:30	0	10	0	14	1	18	0	9	0	15	0	13
00:45	1	12	0	9	0	14	0	9	0	9	0	11
01:00	0	6	1	8	0	12	0	9	0	5	0	8
01:15	0	9	0	10	0	16	0	7	0	8	0	10
01:30	0	11	0	10	0	10	0	10	0	11	0	10
01:45	0	9	0	11	0	15	0	7	0	12	0	11
02:00	0	11	0	11	0	9	0	9	0	9	0	10
02:15	0	10	0	6	0	7	1	13	0	13	0	10
02:30	0	13	0	14	1	6	0	13	0	18	0	13
02:45	0	9	0	9	0	14	0	8	0	10	0	10
03:00	0	7	0	11	0	7	0	8	0	15	0	10
03:15	0	9	0	11	0	9	0	12	0	6	0	9
03:30	0	9	0	16	0	15	0	17	0	15	0	14
03:45	0	8	0	17	0	15	0	17	0	15	0	14
04:00	0	19	0	14	0	5	0	9	0	18	0	13
04:15	0	13	0	14	0	12	0	6	0	13	0	12
04:30	0	14	0	13	0	11	0	14	1	13	0	13
04:45	0	14	0	8	0	11	0	12	1	12	0	11
05:00	0	13	0	13	1	15	1	16	0	6	0	13
05:15	0	17	2	18	1	12	0	16	0	14	1	15
05:30	2	12	1	11	1	22	1	13	0	13	1	14
05:45	3	15	2	13	2	10	3	14	0	15	2	13
06:00	1	14	1	17	2	10	1	10	2	10	1	12
06:15	5	11	4	9	3	15	4	11	3	14	4	12
06:30	6	11	8	15	4	11	8	12	8	16	7	13
06:45	7	9	1	6	3	13	5	7	4	12	4	9
07:00	3	13	4	18	5	5	2	5	1	7	3	10
07:15	5	7	5	9	8	15	7	9	5	2	6	8
07:30	7	6	8	6	12	16	7	11	16	7	10	9
07:45	14	5	12	7	17	4	23	8	17	5	17	6
08:00	20	7	19	6	16	6	18	5	17	5	18	6
08:15	13	6	18	10	12	1	13	9	11	6	13	6
08:30	21	5	18	6	17	4	14	1	13	3	17	4
08:45	17	7	13	6	19	5	11	5	15	5	15	6
09:00	13	6	16	5	18	7	22	6	12	2	16	5
09:15	10	5	19	3	10	3	7	8	14	3	12	4
09:30	8	4	15	3	5	2	11	3	16	1	11	3
09:45	6	1	10	4	6	2	9	3	13	3	9	3
10:00	4	0	8	2	9	1	9	2	9	4	8	2
10:15	10	1	9	3	11	4	8	1	12	3	10	2
10:30	8	0	8	5	11	1	8	2	12	4	9	2
10:45	9	2	12	0	5	3	13	0	12	4	10	2
11:00	11	1	12	1	11	1	13	2	10	2	11	1
11:15	14	1	6	0	8	1	12	2	6	1	9	1
11:30	11	1	9	1	7	0	15	2	10	1	10	1
11:45	12	0	9	0	14	4	10	0	8	1	11	1
Totals	242	388	250	426	240	425	257	389	248	409	247	407
Day Total	630		676		665		646		657		655	
AM Pct	38.4%		37.0%		36.1%		39.8%		37.7%		37.8%	

AECOM

7:00-8:00 AM	29		29		42		39		39		36	
7:15-8:15 AM	46		44		53		55		55		51	
7:30-8:30 AM	54		57		57		61		61		58	
7:45-8:45 AM	68		67		62		68		58		65	
8:00-9:00 AM	71		68		64		56		56		63	

4:00-5:00 PM		60		49		39		41		56		49
4:15-5:15 PM		54		48		49		48		44		48.6
4:30-5:30 PM		58		52		49		58		45		52.4
4:45-5:45 PM		56		50		60		57		45		53.6
5:00-6:00 PM		57		55		59		59		48		55.6

Client: AECOM
 File Number:
 Route: 14 - Raimundo Way
 Location: Between Stanford Ave & Pine Hill Rd

Site Ref: 14
 Direction: EB

Count Date Count Time	10/3/2022		10/4/2022		10/5/2022		10/6/2022		10/7/2022		Average	
	AM	PM	AM	PM	AM	PM	AM	PM	AM	PM	AM	PM
00:00	0	9	3	8	0	12	0	11	0	12	1	10
00:15	0	8	0	7	0	10	0	13	0	10	0	10
00:30	0	6	0	11	0	8	0	7	0	11	0	9
00:45	1	11	0	10	0	20	0	12	0	8	0	12
01:00	0	17	0	5	0	10	0	19	0	6	0	11
01:15	0	9	0	9	0	9	0	7	0	17	0	10
01:30	0	5	0	16	0	17	0	7	0	8	0	11
01:45	0	6	0	14	0	12	0	10	0	12	0	11
02:00	0	11	0	13	0	15	0	10	1	17	0	13
02:15	0	18	1	19	1	13	0	6	1	18	1	15
02:30	1	10	2	17	1	15	2	10	1	12	1	13
02:45	0	7	0	15	0	13	0	14	0	11	0	12
03:00	0	15	0	17	0	15	0	25	0	13	0	17
03:15	0	20	0	19	0	19	1	19	1	22	0	20
03:30	0	11	0	15	0	23	0	17	0	20	0	17
03:45	0	20	0	17	0	15	0	14	0	12	0	16
04:00	0	11	1	30	0	15	1	19	0	16	0	18
04:15	0	9	0	14	0	10	1	20	0	18	0	14
04:30	0	18	1	14	0	17	0	20	0	12	0	16
04:45	0	21	0	14	0	19	0	16	0	19	0	18
05:00	0	13	1	13	1	10	1	14	1	16	1	13
05:15	0	15	0	14	0	16	0	17	0	16	0	16
05:30	0	12	0	20	0	10	0	11	0	11	0	13
05:45	2	12	1	16	0	15	0	17	1	13	1	15
06:00	1	12	1	12	1	12	2	20	1	11	1	13
06:15	0	15	0	16	1	14	1	15	0	13	0	15
06:30	4	9	1	10	2	10	5	9	2	15	3	11
06:45	4	13	6	9	3	10	3	10	4	9	4	10
07:00	4	6	3	11	4	13	7	9	5	12	5	10
07:15	4	15	2	8	9	8	4	5	4	7	5	9
07:30	10	5	9	6	4	9	10	6	7	3	8	6
07:45	22	10	23	6	28	3	18	8	19	6	22	7
08:00	14	6	21	5	11	7	15	5	21	8	16	6
08:15	16	8	14	5	8	4	6	6	13	8	11	6
08:30	15	6	17	5	19	6	13	3	15	7	16	5
08:45	18	4	14	13	19	4	21	3	18	4	18	6
09:00	9	5	13	3	8	7	9	1	13	4	10	4
09:15	5	4	9	6	5	6	8	4	10	2	7	4
09:30	15	4	13	3	7	3	8	4	11	3	11	3
09:45	14	3	12	3	15	2	15	1	15	1	14	2
10:00	10	2	6	0	14	1	11	0	9	2	10	1
10:15	10	1	7	2	11	0	8	3	12	2	10	2
10:30	3	1	13	1	9	1	9	0	12	2	9	1
10:45	7	0	11	0	14	2	12	0	15	3	12	1
11:00	2	0	8	0	8	0	13	1	10	2	8	1
11:15	11	1	15	1	9	0	12	1	12	1	12	1
11:30	11	0	11	0	6	0	16	1	14	0	12	0
11:45	14	0	10	0	18	0	18	1	15	1	15	0
Totals	227	424	249	472	236	460	250	451	263	456	245	453
Day Total	651		721		696		701		719		698	
AM Pct	34.9%		34.5%		33.9%		35.7%		36.6%		35.1%	

AECOM

7:00-8:00 AM	40	37	45	39	35	39
7:15-8:15 AM	50	55	52	47	51	51
7:30-8:30 AM	62	67	51	49	60	58
7:45-8:45 AM	67	75	66	52	68	66
8:00-9:00 AM	63	66	57	55	67	62

4:00-5:00 PM	59	72	61	75	65	66.4
4:15-5:15 PM	61	55	56	70	65	61.4
4:30-5:30 PM	67	55	62	67	63	62.8
4:45-5:45 PM	61	61	55	58	62	59.4
5:00-6:00 PM	52	63	51	59	56	56.2

Client: AECOM
 File Number:
 Route: 15 - Santa Maria Ave
 Location: Between Junipero Serra Blvd & Gerona Rd

Site Ref: 15
 Direction: NB

Count Date	10/3/2022		10/4/2022		10/5/2022		10/6/2022		10/7/2022		Average	
Count Time	AM	PM	AM	PM	AM	PM	AM	PM	AM	PM	AM	PM
00:00	0	2	0	2	0	2	0	2	0	7	0	3
00:15	0	2	0	4	0	4	0	2	0	3	0	3
00:30	0	1	0	4	0	1	0	4	0	3	0	3
00:45	0	2	0	2	0	0	0	2	0	2	0	2
01:00	0	2	0	4	0	4	0	3	0	4	0	3
01:15	0	0	0	1	0	5	1	2	0	2	0	2
01:30	0	3	0	0	0	1	0	3	0	5	0	2
01:45	0	4	0	1	0	2	0	3	0	3	0	3
02:00	0	8	0	2	0	3	0	0	0	4	0	3
02:15	0	2	0	2	0	0	0	2	0	1	0	1
02:30	0	3	0	0	0	0	0	2	0	2	0	1
02:45	0	2	0	2	0	4	0	1	0	7	0	3
03:00	0	4	0	4	0	2	0	0	0	0	0	2
03:15	0	1	0	1	0	0	0	5	0	1	0	2
03:30	0	2	0	3	0	3	0	4	0	3	0	3
03:45	0	2	0	2	0	7	0	2	0	4	0	3
04:00	0	3	0	1	0	1	0	1	0	2	0	2
04:15	0	2	0	3	0	2	1	1	0	3	0	2
04:30	0	0	0	2	1	2	0	3	0	2	0	2
04:45	0	1	0	4	0	2	0	1	0	1	0	2
05:00	1	6	0	3	0	2	0	3	1	0	0	3
05:15	0	3	0	5	0	1	0	0	1	1	0	2
05:30	0	2	0	3	1	1	0	1	0	4	0	2
05:45	0	3	1	1	0	0	1	2	1	3	1	2
06:00	0	6	0	2	0	1	0	0	0	3	0	2
06:15	0	10	0	1	0	2	2	3	0	3	0	4
06:30	2	1	1	2	1	0	0	0	1	2	1	1
06:45	3	2	2	0	4	3	4	2	2	2	3	2
07:00	1	1	4	3	4	2	4	2	4	3	3	2
07:15	4	4	1	1	6	0	5	0	3	2	4	1
07:30	3	2	4	1	6	2	7	1	2	1	4	1
07:45	5	1	4	0	4	0	5	2	5	1	5	1
08:00	3	3	5	0	5	0	4	1	6	1	5	1
08:15	7	1	6	0	7	2	3	1	1	0	5	1
08:30	5	0	3	0	3	0	6	0	2	0	4	0
08:45	1	0	2	0	5	0	1	0	3	1	2	0
09:00	4	2	4	1	2	1	2	2	2	1	3	1
09:15	3	1	6	0	4	1	6	0	3	0	4	0
09:30	2	0	1	0	0	0	0	1	4	0	1	0
09:45	4	0	3	0	3	1	4	0	1	2	3	1
10:00	4	1	4	1	6	1	1	5	2	0	3	2
10:15	2	0	2	2	3	1	3	0	4	0	3	1
10:30	0	1	3	0	0	0	2	0	0	1	1	0
10:45	2	0	2	0	2	0	0	0	1	0	1	0
11:00	2	0	2	0	0	0	1	1	1	0	1	0
11:15	2	0	3	0	0	1	3	2	2	0	2	1
11:30	4	0	2	0	3	0	1	0	3	0	3	0
11:45	5	0	1	0	3	0	1	0	4	0	3	0
Totals	69	96	66	70	73	67	68	72	59	90	67	79
Day Total	165		136		140		140		149		146	
AM Pct	41.8%		48.5%		52.1%		48.6%		39.6%		45.9%	

AECOM

7:00-8:00 AM	13	13	20	21	14	16
7:15-8:15 AM	15	14	21	21	16	17
7:30-8:30 AM	18	19	22	19	14	18
7:45-8:45 AM	20	18	19	18	14	18
8:00-9:00 AM	16	16	20	14	12	16

4:00-5:00 PM	6	10	7	6	8	7.4
4:15-5:15 PM	9	12	8	8	6	8.6
4:30-5:30 PM	10	14	7	7	4	8.4
4:45-5:45 PM	12	15	6	5	6	8.8
5:00-6:00 PM	14	12	4	6	8	8.8

Client: AECOM
 File Number:
 Route: 15 - Santa Maria Ave
 Location: Between Junipero Serra Blvd & Gerona Rd

Site Ref: 15
 Direction: SB

Count Date Count Time	10/3/2022		10/4/2022		10/5/2022		10/6/2022		10/7/2022		Average	
	AM	PM	AM	PM	AM	PM	AM	PM	AM	PM	AM	PM
00:00	0	1	0	1	0	2	0	2	0	2	0	2
00:15	0	2	0	4	0	2	0	2	1	1	0	2
00:30	0	0	0	0	0	1	0	2	0	4	0	1
00:45	0	2	0	0	0	1	0	1	0	1	0	1
01:00	0	2	0	1	0	2	0	0	0	1	0	1
01:15	0	0	0	0	0	3	0	0	0	3	0	1
01:30	0	0	0	3	0	1	0	1	0	2	0	1
01:45	0	2	0	1	0	0	0	2	0	4	0	2
02:00	0	1	0	1	0	2	0	0	0	2	0	1
02:15	0	2	1	5	0	1	0	0	0	4	0	2
02:30	0	1	0	3	0	3	0	0	0	1	0	2
02:45	0	1	0	1	0	1	0	1	0	1	0	1
03:00	0	1	0	1	0	3	0	1	0	3	0	2
03:15	0	1	0	2	0	2	0	2	0	4	0	2
03:30	0	2	0	1	0	2	0	1	0	1	0	1
03:45	1	2	0	0	0	2	0	2	0	2	0	2
04:00	0	1	0	1	0	4	0	0	0	0	0	1
04:15	0	1	0	1	0	2	0	2	0	0	0	1
04:30	0	2	0	1	0	0	0	7	0	3	0	3
04:45	0	2	0	3	1	2	0	0	0	2	0	2
05:00	0	2	0	2	0	3	0	6	1	1	0	3
05:15	0	4	0	1	0	2	3	1	2	2	1	2
05:30	0	2	1	1	0	1	0	0	0	2	0	1
05:45	0	3	0	1	0	2	0	0	0	3	0	2
06:00	0	3	0	4	0	1	1	1	0	0	0	2
06:15	0	5	0	0	0	1	0	1	0	0	0	1
06:30	3	0	0	1	0	1	1	1	0	1	1	1
06:45	0	1	0	0	2	0	0	2	0	0	0	1
07:00	0	0	1	2	0	2	2	1	1	3	1	2
07:15	2	0	2	1	0	1	0	0	0	2	1	1
07:30	1	3	1	0	0	2	0	0	2	0	1	1
07:45	2	0	2	1	0	2	3	0	4	0	2	1
08:00	1	1	0	0	0	0	0	1	0	0	0	0
08:15	2	3	3	0	2	0	2	0	2	0	2	1
08:30	1	1	1	0	1	1	2	0	1	0	1	0
08:45	4	0	0	1	2	0	2	0	0	0	2	0
09:00	0	0	1	2	0	1	4	1	3	1	2	1
09:15	0	0	1	2	2	2	0	0	1	2	1	1
09:30	0	1	0	0	0	0	0	0	0	0	0	0
09:45	1	0	1	1	1	1	1	0	4	2	2	1
10:00	0	0	1	0	2	0	2	2	2	0	1	0
10:15	2	0	0	0	3	0	3	1	1	0	2	0
10:30	3	0	0	0	2	0	1	0	1	0	1	0
10:45	2	0	1	0	3	0	1	0	1	0	2	0
11:00	2	0	1	0	2	0	4	0	1	0	2	0
11:15	0	0	5	0	0	0	3	0	1	0	2	0
11:30	4	0	0	0	1	0	1	0	3	0	2	0
11:45	0	0	4	0	1	0	0	0	1	0	1	0
Totals	31	55	27	50	25	59	36	44	33	60	30	54
Day Total	86		77		84		80		93		84	
AM Pct	36.0%		35.1%		29.8%		45.0%		35.5%		36.2%	

AECOM

7:00-8:00 AM	5	6	0	5	7	5
7:15-8:15 AM	6	5	0	3	6	4
7:30-8:30 AM	6	6	2	5	8	5
7:45-8:45 AM	6	6	3	7	7	6
8:00-9:00 AM	8	4	5	6	3	5

4:00-5:00 PM	6	6	8	9	5	6.8
4:15-5:15 PM	7	7	7	15	6	8.4
4:30-5:30 PM	10	7	7	14	8	9.2
4:45-5:45 PM	10	7	8	7	7	7.8
5:00-6:00 PM	11	5	8	7	8	7.8

Client: AECOM
 File Number:
 Route: 16 - Campus Dr
 Location: Between Junipero Serra Blvd & Gerona Rd

Site Ref: 16
 Direction: WB

Count Date Count Time	10/3/2022		10/4/2022		10/5/2022		10/6/2022		10/7/2022		Average	
	AM	PM	AM	PM	AM	PM	AM	PM	AM	PM	AM	PM
00:00	3	33	6	30	8	41	5	42	4	42	5	38
00:15	3	34	2	36	5	45	4	37	9	33	5	37
00:30	4	30	4	30	2	36	9	33	1	39	4	34
00:45	3	22	1	29	3	27	6	42	4	52	3	34
01:00	2	42	0	30	0	42	4	56	5	55	2	45
01:15	0	41	0	37	2	54	0	29	3	53	1	43
01:30	0	47	0	39	0	44	1	36	5	61	1	45
01:45	0	33	1	46	1	39	2	38	3	57	1	43
02:00	0	45	1	47	2	42	2	31	1	53	1	44
02:15	4	32	4	45	4	38	2	46	1	49	3	42
02:30	3	49	2	56	2	45	1	53	3	60	2	53
02:45	0	28	1	50	1	52	3	52	2	56	1	48
03:00	1	66	1	60	0	43	1	86	0	58	1	63
03:15	0	56	2	58	0	42	2	53	0	103	1	62
03:30	0	45	0	53	0	60	0	54	0	60	0	54
03:45	0	52	0	73	2	57	1	64	1	67	1	63
04:00	1	57	0	60	0	64	0	50	0	55	0	57
04:15	0	64	0	79	0	69	0	63	1	80	0	71
04:30	1	54	0	61	1	75	2	82	0	68	1	68
04:45	1	71	3	78	1	75	4	82	1	72	2	76
05:00	0	70	0	75	2	85	0	81	3	89	1	80
05:15	1	75	3	64	2	80	2	85	1	86	2	78
05:30	4	75	5	70	3	65	6	71	1	88	4	74
05:45	3	75	4	73	6	52	2	79	0	87	3	73
06:00	3	66	6	78	5	71	2	81	4	69	4	73
06:15	4	65	9	63	6	74	6	89	10	79	7	74
06:30	9	52	11	73	12	80	17	65	9	77	12	69
06:45	12	37	14	61	8	73	8	57	8	54	10	56
07:00	11	56	17	54	11	66	10	75	10	67	12	64
07:15	19	53	12	53	17	52	13	87	12	53	15	60
07:30	15	41	26	51	17	49	29	60	21	60	22	52
07:45	23	35	30	42	23	53	24	44	26	49	25	45
08:00	25	41	20	34	28	26	25	67	25	52	25	44
08:15	22	38	24	44	29	25	24	59	30	32	26	40
08:30	22	20	29	31	27	42	28	48	30	34	27	35
08:45	29	22	31	23	31	29	36	35	26	40	31	30
09:00	41	22	28	33	24	34	38	27	37	41	34	31
09:15	18	23	32	15	28	40	33	32	36	44	29	31
09:30	37	58	50	25	29	20	30	20	25	26	34	30
09:45	32	21	29	16	35	22	28	30	30	26	31	23
10:00	24	14	25	18	34	18	24	24	28	23	27	19
10:15	21	20	25	18	22	16	37	24	31	33	27	22
10:30	35	12	35	7	33	9	38	13	29	25	34	13
10:45	25	6	28	12	21	7	30	10	37	30	28	13
11:00	24	8	44	8	37	9	26	13	30	29	32	13
11:15	41	3	41	13	31	12	38	13	23	14	35	11
11:30	35	2	35	6	41	14	26	8	35	16	34	9
11:45	31	9	34	6	30	8	37	9	42	17	35	10
Totals	592	1920	675	2063	626	2121	666	2335	643	2513	640	2190
Day Total	2512	2738	2747	3001	3156	2831						
AM Pct	23.6%	24.7%	22.8%	22.2%	20.4%	22.6%						

AECOM

7:00-8:00 AM	68	85	68	76	69	73
7:15-8:15 AM	82	88	85	91	84	86
7:30-8:30 AM	85	100	97	102	102	97
7:45-8:45 AM	92	103	107	101	111	103
8:00-9:00 AM	98	104	115	113	111	108

4:00-5:00 PM	246	278	283	277	275	271.8
4:15-5:15 PM	259	293	304	308	309	294.6
4:30-5:30 PM	270	278	315	330	315	301.6
4:45-5:45 PM	291	287	305	319	335	307.4
5:00-6:00 PM	295	282	282	316	350	305

Client: AECOM
 File Number:
 Route: 16 - Campus Dr
 Location: Between Junipero Serra Blvd & Gerona Rd

Site Ref: 16
 Direction: EB

Count Date Count Time	10/3/2022		10/4/2022		10/5/2022		10/6/2022		10/7/2022		Average	
	AM	PM	AM	PM	AM	PM	AM	PM	AM	PM	AM	PM
00:00	4	33	5	46	2	32	6	38	9	36	5	37
00:15	3	28	2	42	4	32	3	44	5	38	3	37
00:30	3	40	3	31	4	35	5	30	1	55	3	38
00:45	4	23	1	29	2	37	4	32	2	43	3	33
01:00	3	28	1	32	2	35	5	40	2	50	3	37
01:15	1	30	1	37	2	37	3	38	2	42	2	37
01:30	0	40	1	24	4	23	4	33	0	29	2	30
01:45	2	25	1	20	2	27	2	26	1	43	2	28
02:00	0	27	1	27	0	33	1	21	5	34	1	28
02:15	1	41	1	30	3	30	2	37	3	29	2	33
02:30	0	35	0	32	0	32	0	36	1	44	0	36
02:45	0	41	1	27	0	35	1	35	1	45	1	37
03:00	0	27	0	33	0	34	0	51	0	46	0	38
03:15	0	34	0	25	0	29	1	36	0	40	0	33
03:30	0	27	0	28	0	37	0	52	0	51	0	39
03:45	0	34	0	42	0	25	0	27	0	50	0	36
04:00	1	22	1	47	0	32	0	53	2	53	1	41
04:15	0	39	1	26	0	47	0	43	0	49	0	41
04:30	1	40	1	32	0	39	1	50	0	36	1	39
04:45	4	32	5	43	4	56	3	44	8	41	5	43
05:00	1	39	1	38	2	33	2	43	3	54	2	41
05:15	0	29	2	47	4	35	4	58	1	52	2	44
05:30	7	28	5	39	7	46	5	45	8	58	6	43
05:45	18	43	19	55	19	42	10	41	14	42	16	45
06:00	11	38	11	37	11	31	13	40	6	62	10	42
06:15	10	34	14	42	13	33	9	47	14	61	12	43
06:30	22	20	18	34	17	42	24	41	24	59	21	39
06:45	24	29	16	32	24	38	17	52	24	47	21	40
07:00	21	35	31	31	21	25	17	33	21	41	22	33
07:15	33	42	43	26	33	30	28	29	36	46	35	35
07:30	27	20	44	22	44	23	45	21	45	23	41	22
07:45	63	15	53	20	59	16	71	22	49	32	59	21
08:00	60	26	67	27	59	22	58	17	68	20	62	22
08:15	80	20	60	27	66	16	80	16	51	30	67	22
08:30	88	12	100	30	78	26	89	30	79	24	87	24
08:45	81	16	114	22	70	15	69	28	81	26	83	21
09:00	55	13	82	17	74	18	86	14	60	20	71	16
09:15	64	16	63	17	50	15	43	20	56	25	55	19
09:30	44	10	72	7	51	9	60	23	40	16	53	13
09:45	48	8	55	18	46	12	49	19	43	23	48	16
10:00	29	8	43	6	39	10	50	10	50	17	42	10
10:15	48	9	35	8	49	10	41	9	47	10	44	9
10:30	42	8	37	7	26	12	52	11	30	10	37	10
10:45	36	9	34	7	35	9	41	7	40	23	37	11
11:00	34	3	29	9	44	10	50	12	44	18	40	10
11:15	27	4	34	9	41	6	37	10	42	13	36	8
11:30	24	3	40	3	45	3	41	8	43	9	39	5
11:45	43	4	34	4	47	4	43	8	49	15	43	7
Totals	1067	1187	1182	1294	1103	1278	1175	1480	1110	1730	1127	1394
Day Total	2254		2476		2381		2655		2840		2521	
AM Pct	47.3%		47.7%		46.3%		44.3%		39.1%		44.7%	

AECOM

7:00-8:00 AM	144	171	157	161	151	157
7:15-8:15 AM	183	207	195	202	198	197
7:30-8:30 AM	230	224	228	254	213	230
7:45-8:45 AM	291	280	262	298	247	276
8:00-9:00 AM	309	341	273	296	279	300

4:00-5:00 PM	133	148	174	190	179	164.8
4:15-5:15 PM	150	139	175	180	180	164.8
4:30-5:30 PM	140	160	163	195	183	168.2
4:45-5:45 PM	128	167	170	190	205	172
5:00-6:00 PM	139	179	156	187	206	173.4

Client: AECOM
 File Number:
 Route: 1 - Campus Dr
 Location: Between Junipero Serra Blvd & Golf Club Driveway

Site Ref: 01
 Direction: NB

Count Date	10/10/2022		10/11/2022		10/12/2022		10/13/2022		10/14/2022		Average	
	AM	PM	AM	PM	AM	PM	AM	PM	AM	PM	AM	PM
00:00	6	61	2	66	4	80	4	89	8	77	5	75
00:15	5	92	5	71	6	80	4	60	3	71	5	75
00:30	3	46	3	79	3	75	3	70	2	66	3	67
00:45	3	80	4	69	5	64	3	72	5	87	4	74
01:00	2	81	3	58	2	44	2	72	4	75	3	66
01:15	0	57	1	75	0	84	1	93	0	76	0	77
01:30	2	57	2	61	4	80	2	68	0	75	2	68
01:45	0	67	1	57	2	54	3	64	4	53	2	59
02:00	5	62	1	46	2	64	4	70	2	64	3	61
02:15	2	53	2	70	3	76	1	66	2	78	2	69
02:30	0	60	3	66	2	60	2	79	0	91	1	71
02:45	1	69	3	52	0	74	1	87	0	72	1	71
03:00	1	67	4	54	1	59	1	79	1	73	2	66
03:15	3	45	3	68	4	77	2	54	4	77	3	64
03:30	1	61	2	87	3	92	3	64	1	78	2	76
03:45	4	51	2	92	2	71	2	65	1	74	2	71
04:00	1	62	3	65	5	70	7	69	5	83	4	70
04:15	8	66	5	60	5	82	3	77	7	71	6	71
04:30	3	73	7	70	7	64	9	54	9	62	7	65
04:45	10	68	12	73	16	72	10	81	12	55	12	70
05:00	8	50	15	61	11	62	19	68	13	67	13	62
05:15	30	54	27	62	26	54	29	58	25	62	27	58
05:30	43	61	45	54	51	76	51	67	49	73	48	66
05:45	80	70	72	101	78	78	74	100	63	92	73	88
06:00	65	66	79	80	62	93	57	94	55	96	64	86
06:15	79	79	72	82	90	98	90	99	73	67	81	85
06:30	87	58	92	58	80	57	74	67	83	72	83	62
06:45	71	52	91	78	100	59	89	75	86	65	87	66
07:00	50	35	91	46	78	41	90	41	64	49	75	42
07:15	102	33	103	37	93	40	91	42	79	34	94	37
07:30	116	36	111	36	113	38	114	18	115	25	114	31
07:45	124	17	147	29	133	26	135	50	111	30	130	30
08:00	118	35	164	32	161	38	154	29	153	23	150	31
08:15	150	20	152	25	181	30	160	23	156	40	160	28
08:30	136	21	204	23	168	18	157	31	156	21	164	23
08:45	132	19	189	23	185	19	205	22	158	26	174	22
09:00	128	16	190	14	184	20	156	15	128	28	157	19
09:15	131	18	144	15	129	19	143	19	112	22	132	19
09:30	112	17	120	14	114	17	141	22	105	31	118	20
09:45	100	16	131	11	129	13	120	17	117	12	119	14
10:00	92	15	91	18	77	15	111	16	75	9	89	15
10:15	101	16	101	16	103	11	103	12	95	21	101	15
10:30	84	7	79	11	86	12	90	14	87	18	85	12
10:45	72	4	66	9	96	11	93	11	74	13	80	10
11:00	79	7	71	2	91	5	60	7	71	9	74	6
11:15	77	5	69	3	85	5	87	8	87	12	81	7
11:30	76	4	83	4	77	12	60	9	58	13	71	8
11:45	66	6	69	4	78	9	84	8	48	7	69	7
Totals	2569	2115	2936	2287	2935	2398	2904	2475	2566	2495	2782	2354
Day Total	4684		5223		5333		5379		5061		5136	
AM Pct	54.8%		56.2%		55.0%		54.0%		50.7%		54.2%	

AECOM												
7:00-8:00 AM	392		452		417		430		369		412	
7:15-8:15 AM	460		525		500		494		458		487	
7:30-8:30 AM	508		574		588		563		535		554	
7:45-8:45 AM	528		667		643		606		576		604	
8:00-9:00 AM	536		709		695		676		623		648	
4:00-5:00 PM		269		268		288		281		271		275.4
4:15-5:15 PM		257		264		280		280		255		267.2
4:30-5:30 PM		245		266		252		261		246		254
4:45-5:45 PM		233		250		264		274		257		255.6
5:00-6:00 PM		235		278		270		293		294		274

Client: AECOM

Site Ref: 01

File Number:

Direction: SB

Route: 1 - Campus Dr

Location: Between Junipero Serra Blvd & Golf Club Driveway

Count Date	10/10/2022		10/11/2022		10/12/2022		10/13/2022		10/14/2022		Average	
	AM	PM	AM	PM	AM	PM	AM	PM	AM	PM	AM	PM
00:00	10	57	11	40	6	63	10	66	12	83	10	62
00:15	4	52	9	59	7	82	7	48	12	70	8	62
00:30	2	68	3	55	3	63	11	69	3	68	4	65
00:45	6	51	4	63	2	73	4	64	6	57	4	62
01:00	1	61	5	74	2	74	1	63	3	84	2	71
01:15	4	77	4	67	5	67	5	53	2	73	4	67
01:30	2	68	3	78	4	75	6	102	1	90	3	83
01:45	2	59	2	91	5	88	1	98	3	113	3	90
02:00	2	72	3	108	1	101	2	111	5	102	3	99
02:15	5	88	4	113	6	120	6	108	4	124	5	111
02:30	6	128	16	163	17	140	15	149	13	144	13	145
02:45	2	91	3	115	1	106	1	113	3	132	2	111
03:00	3	137	0	127	3	128	1	157	1	147	2	139
03:15	0	115	0	149	1	139	0	137	0	144	0	137
03:30	5	133	3	183	6	194	3	179	6	165	5	171
03:45	3	143	1	154	3	175	1	158	2	148	2	156
04:00	0	148	3	202	4	167	2	186	4	159	3	172
04:15	0	130	2	209	3	166	2	178	2	157	2	168
04:30	4	159	2	187	2	207	3	202	4	183	3	188
04:45	4	143	2	207	3	188	3	212	1	161	3	182
05:00	1	180	2	227	2	188	2	230	4	192	2	203
05:15	3	189	3	242	3	242	2	231	2	186	3	218
05:30	3	169	4	182	6	179	4	186	7	156	5	174
05:45	13	148	5	151	4	163	8	172	4	178	7	162
06:00	10	157	14	165	13	157	11	163	5	149	11	158
06:15	9	108	14	157	15	161	19	138	13	131	14	139
06:30	14	110	14	127	12	155	12	148	12	128	13	134
06:45	14	104	26	91	16	142	25	93	17	101	20	106
07:00	10	108	15	133	28	93	17	94	22	89	18	103
07:15	26	93	44	87	33	104	32	81	30	78	33	89
07:30	31	96	57	80	74	103	47	83	58	73	53	87
07:45	41	74	85	66	96	68	95	76	95	61	82	69
08:00	31	47	44	55	55	68	46	77	54	70	46	63
08:15	27	43	31	47	43	62	27	44	32	50	32	49
08:30	33	56	38	56	37	49	47	54	44	39	40	51
08:45	28	33	55	49	33	31	35	46	34	30	37	38
09:00	30	31	33	44	44	29	28	41	35	43	34	38
09:15	33	30	41	54	35	28	38	38	40	27	37	35
09:30	33	28	41	27	56	36	45	34	41	38	43	33
09:45	40	23	42	23	36	35	33	20	33	34	37	27
10:00	62	21	44	19	52	16	43	21	39	21	48	20
10:15	57	11	38	28	37	23	41	27	40	20	43	22
10:30	51	13	39	22	45	22	41	29	46	18	44	21
10:45	63	15	42	23	47	22	55	18	36	11	49	18
11:00	50	14	59	14	73	29	56	17	70	19	62	19
11:15	43	18	47	15	48	20	50	30	46	12	47	19
11:30	57	19	59	18	50	25	42	25	73	22	56	22
11:45	58	8	75	12	61	12	62	8	70	13	65	11
Totals	936	3926	1091	4658	1138	4678	1047	4677	1089	4393	1060	4466
Day Total	4862		5749		5816		5724		5482		5527	
AM Pct	19.3%		19.0%		19.6%		18.3%		19.9%		19.2%	

AECOM

7:00-8:00 AM	108		201		231		191		205		187	
7:15-8:15 AM	129		230		258		220		237		215	
7:30-8:30 AM	130		217		268		215		239		214	
7:45-8:45 AM	132		198		231		215		225		200	
8:00-9:00 AM	119		168		168		155		164		155	
4:00-5:00 PM		580		805		728		778		660		710.2
4:15-5:15 PM		612		830		749		822		693		741.2
4:30-5:30 PM		671		863		825		875		722		791.2
4:45-5:45 PM		681		858		797		859		695		778
5:00-6:00 PM		686		802		772		819		712		758.2

Client: AECOM
 File Number:
 Route: 2 - Stock Farm Rd
 Location: Between Sand Hill Rd & Oak Rd

Site Ref: 02
 Direction: EB

Count Date	10/10/2022		10/11/2022		10/12/2022		10/13/2022		10/14/2022		Average	
	AM	PM	AM	PM	AM	PM	AM	PM	AM	PM	AM	PM
00:00	2	25	2	32	1	41	2	53	6	45	3	39
00:15	4	39	3	37	3	37	2	32	2	52	3	39
00:30	0	46	1	64	2	53	2	53	4	53	2	54
00:45	2	48	2	50	2	59	2	59	2	56	2	54
01:00	3	38	1	40	1	45	1	40	0	26	1	38
01:15	1	47	1	31	2	56	1	42	0	55	1	46
01:30	0	34	1	39	4	37	0	38	1	33	1	36
01:45	1	42	0	48	1	40	2	58	1	56	1	49
02:00	1	43	0	47	1	47	2	41	0	31	1	42
02:15	1	33	1	35	0	42	0	40	0	50	0	40
02:30	1	43	1	44	0	47	1	47	3	42	1	45
02:45	2	31	1	49	4	40	3	43	1	51	2	43
03:00	0	29	1	36	4	45	0	31	1	42	1	37
03:15	2	38	2	40	5	38	6	40	5	39	4	39
03:30	4	40	4	39	3	41	5	39	6	40	4	40
03:45	4	37	3	46	4	48	3	46	4	40	4	43
04:00	1	35	2	30	0	41	2	45	3	42	2	39
04:15	2	45	3	52	6	46	5	49	4	46	4	48
04:30	7	30	11	46	9	42	11	57	9	34	9	42
04:45	12	37	9	38	13	41	17	51	17	57	14	45
05:00	12	43	15	38	15	55	15	56	18	50	15	48
05:15	33	30	28	42	27	47	28	49	17	39	27	41
05:30	31	46	34	53	36	42	38	50	34	81	35	54
05:45	56	48	58	44	54	39	62	54	64	57	59	48
06:00	80	55	101	37	105	59	98	57	92	46	95	51
06:15	114	46	158	58	148	46	123	58	128	68	134	55
06:30	120	25	130	37	133	37	111	32	103	30	119	32
06:45	101	38	101	27	84	37	99	31	92	27	95	32
07:00	82	24	72	27	89	24	86	19	72	22	80	23
07:15	100	22	109	20	112	22	115	22	103	19	108	21
07:30	95	13	129	16	112	18	113	27	140	12	118	17
07:45	127	9	155	13	163	15	155	19	131	18	146	15
08:00	101	9	117	15	111	18	102	16	96	21	105	16
08:15	123	14	128	9	137	10	117	4	125	12	126	10
08:30	117	14	117	10	112	11	129	16	109	12	117	13
08:45	109	6	156	7	127	5	137	10	126	11	131	8
09:00	106	5	143	9	143	12	101	13	93	6	117	9
09:15	97	8	131	12	112	10	108	11	95	9	109	10
09:30	84	8	105	11	106	6	102	8	82	8	96	8
09:45	92	9	105	7	90	4	84	5	79	8	90	7
10:00	77	7	79	7	72	12	99	10	61	8	78	9
10:15	67	5	70	7	71	6	94	6	66	10	74	7
10:30	72	5	61	9	69	10	60	6	53	7	63	7
10:45	45	3	45	7	49	4	58	5	54	11	50	6
11:00	44	4	52	7	52	6	54	3	43	2	49	4
11:15	40	2	47	2	46	3	59	6	44	8	47	4
11:30	54	3	48	3	47	3	52	7	46	7	49	5
11:45	41	3	48	4	62	4	58	2	48	3	51	3
Totals	2270	1264	2591	1381	2549	1451	2524	1506	2283	1502	2443	1421
Day Total	3534		3972		4000		4030		3785		3864	
AM Pct	64.2%		65.2%		63.7%		62.6%		60.3%		63.2%	

AECOM

7:00-8:00 AM	404	465	476	469	446	452
7:15-8:15 AM	423	510	498	485	470	477
7:30-8:30 AM	446	529	523	487	492	495
7:45-8:45 AM	468	517	523	503	461	494
8:00-9:00 AM	450	518	487	485	456	479
4:00-5:00 PM	147	166	170	202	179	172.8
4:15-5:15 PM	155	174	184	213	187	182.6
4:30-5:30 PM	140	164	185	213	180	176.4
4:45-5:45 PM	156	171	185	206	227	189
5:00-6:00 PM	167	177	183	209	227	192.6

Client: AECOM

Site Ref: 02

File Number:

Direction: WB

Route: 2 - Stock Farm Rd

Location: Between Sand Hill Rd & Oak Rd

Count Date	10/10/2022		10/11/2022		10/12/2022		10/13/2022		10/14/2022		Average	
	AM	PM	AM	PM	AM	PM	AM	PM	AM	PM	AM	PM
00:00	4	35	8	33	3	32	9	46	13	49	7	39
00:15	3	42	10	37	4	41	9	46	5	55	6	44
00:30	2	39	3	55	6	39	4	45	6	48	4	45
00:45	2	34	1	36	4	33	6	36	4	40	3	36
01:00	4	42	2	35	0	40	3	40	4	53	3	42
01:15	5	36	5	46	1	45	2	51	5	60	4	48
01:30	1	59	2	45	3	48	4	49	3	57	3	52
01:45	2	40	2	45	2	48	2	62	2	46	2	48
02:00	4	47	2	60	1	47	2	44	0	58	2	51
02:15	0	49	1	66	2	74	3	46	2	70	2	61
02:30	3	54	4	76	6	60	3	49	2	73	4	62
02:45	0	50	2	57	0	81	2	62	1	78	1	66
03:00	0	93	0	83	0	79	0	96	1	95	0	89
03:15	0	78	0	86	1	98	3	77	1	104	1	89
03:30	2	92	2	118	1	103	1	102	0	115	1	106
03:45	1	72	1	87	1	73	1	101	2	82	1	83
04:00	1	90	0	100	0	89	2	99	0	66	1	89
04:15	0	105	1	107	0	95	1	133	1	97	1	107
04:30	3	95	2	116	1	125	0	114	0	100	1	110
04:45	3	109	1	116	4	125	1	109	3	119	2	116
05:00	1	120	4	146	3	125	2	111	3	111	3	123
05:15	6	141	2	157	4	120	4	145	2	129	4	138
05:30	3	118	2	132	2	146	3	118	3	125	3	128
05:45	4	136	3	143	3	123	4	125	4	120	4	129
06:00	5	120	7	139	9	122	3	128	8	90	6	120
06:15	8	88	13	142	10	132	11	110	10	102	10	115
06:30	9	101	6	109	13	106	11	120	11	97	10	107
06:45	9	87	9	99	9	94	8	87	7	88	8	91
07:00	6	79	15	103	18	116	10	116	11	73	12	97
07:15	26	97	28	110	27	106	23	79	21	82	25	95
07:30	25	79	20	96	38	135	29	101	24	68	27	96
07:45	18	53	23	65	27	81	30	67	33	67	26	67
08:00	20	56	42	53	40	44	34	50	43	41	36	49
08:15	23	41	37	64	42	43	28	35	30	53	32	47
08:30	15	32	26	42	28	39	29	39	18	32	23	37
08:45	18	26	31	35	30	21	24	39	39	21	28	28
09:00	28	26	28	21	29	24	31	43	32	23	30	27
09:15	24	13	21	21	36	28	20	27	23	26	25	23
09:30	25	27	23	27	30	22	19	36	24	23	24	27
09:45	25	30	22	15	31	20	20	16	25	18	25	20
10:00	20	16	26	19	22	23	34	29	24	18	25	21
10:15	20	18	28	11	29	14	28	17	29	19	27	16
10:30	31	18	34	17	33	9	29	13	25	14	30	14
10:45	21	9	29	12	33	10	18	7	22	14	25	10
11:00	26	13	24	14	30	9	27	13	37	14	29	13
11:15	29	14	29	13	39	14	28	9	40	14	33	13
11:30	28	10	20	8	41	12	33	10	41	4	33	9
11:45	39	12	44	9	39	11	36	12	37	8	39	10
Totals	552	2841	645	3226	735	3124	634	3109	681	2959	649	3052
Day Total	3393		3871		3859		3743		3640		3701	
AM Pct	16.3%		16.7%		19.0%		16.9%		18.7%		17.5%	

AECOM

7:00-8:00 AM	75	86	110	92	89	90
7:15-8:15 AM	89	113	132	116	121	114
7:30-8:30 AM	86	122	147	121	130	121
7:45-8:45 AM	76	128	137	121	124	117
8:00-9:00 AM	76	136	140	115	130	119
4:00-5:00 PM	399	439	434	455	382	421.8
4:15-5:15 PM	429	485	470	467	427	455.6
4:30-5:30 PM	465	535	495	479	459	486.6
4:45-5:45 PM	488	551	516	483	484	504.4
5:00-6:00 PM	515	578	514	499	485	518.2

Client: AECOM

Site Ref: 03

File Number:

Direction: SB

Route: 3 - Welch Rd

Location: Between Oak Rd & S Pasteur Dr

Count Date	10/10/2022		10/11/2022		10/12/2022		10/13/2022		10/14/2022		Average	
	AM	PM	AM	PM	AM	PM	AM	PM	AM	PM	AM	PM
00:00	6	16	3	21	2	26	3	20	3	36	3	24
00:15	1	25	3	19	1	35	3	31	0	26	2	27
00:30	0	27	2	23	3	28	2	26	0	31	1	27
00:45	1	30	3	24	3	22	3	22	1	21	2	24
01:00	0	38	4	30	1	24	0	35	2	27	1	31
01:15	1	29	2	32	1	18	0	24	1	30	1	27
01:30	0	29	1	22	1	8	2	34	1	37	1	26
01:45	1	23	0	27	1	18	1	31	1	32	1	26
02:00	2	15	2	29	4	23	3	28	3	28	3	25
02:15	0	27	6	34	8	37	5	38	7	31	5	33
02:30	3	25	1	38	2	32	4	43	0	36	2	35
02:45	4	26	1	27	2	42	2	27	4	42	3	33
03:00	2	32	1	30	1	36	1	33	1	49	1	36
03:15	0	37	1	42	2	40	2	30	1	42	1	38
03:30	2	42	3	61	7	42	3	40	5	48	4	47
03:45	1	42	1	39	1	36	0	34	4	36	1	37
04:00	0	37	5	58	1	49	3	46	3	45	2	47
04:15	4	36	7	45	8	44	8	36	6	43	7	41
04:30	5	45	4	46	6	48	4	38	9	39	6	43
04:45	10	7	10	36	4	29	5	39	7	37	7	30
05:00	10	40	16	43	11	53	9	36	15	43	12	43
05:15	8	32	13	40	14	47	15	56	11	42	12	43
05:30	20	48	17	44	20	36	20	39	15	35	18	40
05:45	23	40	25	45	31	41	17	36	19	32	23	39
06:00	30	29	29	38	30	31	35	39	25	44	30	36
06:15	40	24	35	28	35	25	34	23	25	24	34	25
06:30	30	19	36	22	30	25	23	19	17	24	27	22
06:45	21	20	25	22	23	19	24	16	29	28	24	21
07:00	20	15	31	19	33	17	28	16	26	18	28	17
07:15	30	22	33	21	31	17	24	17	27	15	29	18
07:30	41	12	41	25	41	28	42	21	50	14	43	20
07:45	39	18	47	16	52	23	55	21	36	10	46	18
08:00	36	24	29	18	29	14	36	17	30	12	32	17
08:15	37	8	25	11	29	15	33	6	35	15	32	11
08:30	30	7	32	6	30	12	31	10	37	12	32	9
08:45	28	10	38	10	41	4	36	9	43	2	37	7
09:00	21	3	41	6	35	5	41	7	38	11	35	6
09:15	35	3	35	9	36	7	29	5	23	7	32	6
09:30	18	9	31	8	31	11	32	8	30	9	28	9
09:45	30	7	34	5	51	10	35	9	37	13	37	9
10:00	35	3	41	8	29	6	31	5	28	3	33	5
10:15	25	6	25	7	28	8	20	6	29	9	25	7
10:30	29	5	28	8	29	6	21	6	29	2	27	5
10:45	27	8	19	3	44	6	23	6	25	4	28	5
11:00	21	6	34	9	22	6	33	10	29	4	28	7
11:15	21	12	25	8	23	9	29	11	33	6	26	9
11:30	17	12	28	9	27	10	30	7	18	6	24	9
11:45	29	2	38	6	25	1	31	3	27	5	30	3
Totals	794	1032	911	1177	919	1129	871	1119	845	1165	868	1124
Day Total	1826		2088		2048		1990		2010		1992	
AM Pct	43.5%		43.6%		44.9%		43.8%		42.0%		43.6%	

AECOM

7:00-8:00 AM	130	152	157	149	139	145
7:15-8:15 AM	146	150	153	157	143	150
7:30-8:30 AM	153	142	151	166	151	153
7:45-8:45 AM	142	133	140	155	138	142
8:00-9:00 AM	131	124	129	136	145	133
4:00-5:00 PM	125	185	170	159	164	160.6
4:15-5:15 PM	128	170	174	149	162	156.6
4:30-5:30 PM	124	165	177	169	161	159.2
4:45-5:45 PM	127	163	165	170	157	156.4
5:00-6:00 PM	160	172	177	167	152	165.6

Client: AECOM
 File Number:
 Route: 3 - Welch Rd
 Location: Between Oak Rd & S Pasteur Dr

Site Ref: 03
 Direction: NB

Count Date	10/10/2022		10/11/2022		10/12/2022		10/13/2022		10/14/2022		Average	
	AM	PM	AM	PM	AM	PM	AM	PM	AM	PM	AM	PM
00:00	5	24	4	40	2	25	6	40	4	24	4	31
00:15	0	28	6	25	2	26	3	36	4	37	3	30
00:30	1	37	1	33	4	29	4	41	4	37	3	35
00:45	1	46	1	44	1	35	0	36	1	41	1	40
01:00	4	28	7	23	1	25	4	34	5	31	4	28
01:15	1	36	1	40	1	34	1	33	1	29	1	34
01:30	3	28	1	44	3	9	0	31	2	23	2	27
01:45	0	28	0	31	2	38	2	27	1	30	1	31
02:00	1	40	2	31	1	36	0	35	1	26	1	34
02:15	0	26	8	33	12	31	12	38	9	38	8	33
02:30	0	48	26	43	22	49	23	54	21	51	18	49
02:45	1	33	4	35	2	40	0	32	2	29	2	34
03:00	1	29	1	28	4	21	1	51	2	36	2	33
03:15	0	30	1	34	4	31	4	35	1	37	2	33
03:30	1	35	1	28	3	45	2	32	2	26	2	33
03:45	1	32	1	35	2	34	2	35	4	39	2	35
04:00	2	33	0	22	1	29	1	29	2	36	1	30
04:15	1	38	3	40	1	48	4	31	2	33	2	38
04:30	2	34	2	38	4	51	3	36	4	42	3	40
04:45	1	19	4	37	4	38	6	30	6	35	4	32
05:00	6	39	9	47	5	29	4	47	5	40	6	40
05:15	8	40	4	47	8	50	8	50	9	48	7	47
05:30	12	28	4	41	3	28	7	46	6	39	6	36
05:45	14	36	9	48	15	36	14	51	17	41	14	42
06:00	18	54	15	56	10	50	18	52	14	55	15	53
06:15	14	53	17	40	21	62	19	67	22	54	19	55
06:30	29	40	32	48	36	43	22	52	27	50	29	47
06:45	19	32	20	29	23	31	17	29	25	36	21	31
07:00	24	25	26	40	30	37	23	37	22	30	25	34
07:15	30	36	27	32	33	30	24	25	20	31	27	31
07:30	35	32	34	27	31	26	24	28	31	17	31	26
07:45	23	33	30	28	26	20	35	20	22	30	27	26
08:00	28	17	36	16	32	15	31	12	34	13	32	15
08:15	36	13	37	18	35	17	37	12	48	25	39	17
08:30	26	15	41	14	45	15	29	14	33	7	35	13
08:45	20	11	38	11	41	7	20	10	33	8	30	9
09:00	27	4	32	7	39	10	30	11	28	9	31	8
09:15	23	11	37	12	23	15	26	9	22	11	26	12
09:30	33	11	20	11	35	9	27	15	27	17	28	13
09:45	26	16	29	14	29	12	24	12	28	8	27	12
10:00	28	4	23	8	22	11	20	8	17	10	22	8
10:15	24	8	35	12	28	11	36	5	22	6	29	8
10:30	33	11	21	8	25	15	32	15	18	7	26	11
10:45	15	7	32	5	26	7	40	4	34	7	29	6
11:00	34	4	16	6	30	3	27	9	24	7	26	6
11:15	22	8	41	11	23	6	31	12	30	6	29	9
11:30	26	6	26	3	32	6	34	4	24	4	28	5
11:45	21	4	29	6	15	6	21	2	30	2	23	4
Totals	680	1250	794	1329	797	1281	758	1374	750	1298	756	1306
Day Total	1930		2123		2078		2132		2048		2062	
AM Pct	35.2%		37.4%		38.4%		35.6%		36.6%		36.7%	

AECOM												
7:00-8:00 AM	112		117		120		106		95		110	
7:15-8:15 AM	116		127		122		114		107		117	
7:30-8:30 AM	122		137		124		127		135		129	
7:45-8:45 AM	113		144		138		132		137		133	
8:00-9:00 AM	110		152		153		117		148		136	
4:00-5:00 PM		124		137		166		126		146		139.8
4:15-5:15 PM		130		162		166		144		150		150.4
4:30-5:30 PM		132		169		168		163		165		159.4
4:45-5:45 PM		126		172		145		173		162		155.6
5:00-6:00 PM		143		183		143		194		168		166.2

Client: AECOM
 File Number:
 Route: 4 - Quarry Rd
 Location: Between Welch Rd & Campus Drive West

Site Ref: 04
 Direction: SB

Count Time	10/10/2022		10/11/2022		10/12/2022		10/13/2022		10/14/2022		Average	
	AM	PM	AM	PM	AM	PM	AM	PM	AM	PM	AM	PM
00:00	4	25	3	28	2	25	5	21	5	32	4	26
00:15	0	28	0	33	3	34	2	26	5	31	2	30
00:30	2	32	2	29	1	28	2	27	3	25	2	28
00:45	1	38	4	28	4	24	3	23	2	33	3	29
01:00	1	37	2	32	4	28	4	36	2	33	3	33
01:15	2	31	1	28	4	31	4	38	3	17	3	29
01:30	1	36	2	26	0	30	4	32	1	33	2	31
01:45	1	30	2	33	2	30	2	26	0	44	1	33
02:00	2	30	2	34	3	27	0	40	1	39	2	34
02:15	2	28	0	35	2	43	1	32	2	34	1	34
02:30	1	40	2	35	1	35	1	42	1	38	1	38
02:45	3	36	4	40	2	33	1	39	2	36	2	37
03:00	3	31	4	20	4	32	1	24	5	33	3	28
03:15	2	29	1	24	4	29	1	37	1	25	2	29
03:30	4	30	5	39	8	26	6	36	6	40	6	34
03:45	9	28	6	37	8	37	4	40	6	33	7	35
04:00	1	27	1	41	3	42	4	35	1	47	2	38
04:15	4	34	4	30	3	30	8	36	4	30	5	32
04:30	9	29	5	27	4	33	9	28	4	29	6	29
04:45	4	30	5	29	9	38	3	47	7	37	6	36
05:00	11	19	10	33	7	29	8	32	10	33	9	29
05:15	7	23	7	23	12	33	9	38	8	40	9	31
05:30	23	30	23	30	34	25	32	31	24	29	27	29
05:45	41	26	44	26	50	34	47	29	41	25	45	28
06:00	21	19	17	34	25	35	24	27	25	24	22	28
06:15	26	25	27	28	21	39	27	32	18	39	24	33
06:30	20	22	19	35	27	24	21	29	27	25	23	27
06:45	19	26	24	26	17	31	18	24	18	13	19	24
07:00	22	22	25	16	17	13	22	16	18	18	21	17
07:15	19	16	30	8	29	11	27	16	18	11	25	12
07:30	26	20	21	24	36	23	27	26	24	17	27	22
07:45	32	19	33	18	30	13	22	13	28	22	29	17
08:00	25	12	26	12	28	14	31	14	26	10	27	12
08:15	22	15	17	18	28	10	27	13	29	17	25	15
08:30	26	15	31	10	34	13	28	16	27	21	29	15
08:45	30	6	32	15	37	18	26	13	29	14	31	13
09:00	32	10	22	8	42	13	43	13	31	15	34	12
09:15	27	9	24	7	39	8	26	9	31	3	29	7
09:30	21	7	31	7	25	13	38	17	31	13	29	11
09:45	18	10	27	12	25	6	31	11	31	12	26	10
10:00	22	9	24	7	29	11	35	12	29	17	28	11
10:15	25	5	33	9	27	10	26	1	26	16	27	8
10:30	23	7	23	5	33	13	39	10	25	15	29	10
10:45	20	8	31	10	35	9	18	8	33	4	27	8
11:00	24	9	27	3	28	9	28	4	31	9	28	7
11:15	33	3	33	7	26	9	20	10	29	9	28	8
11:30	29	5	30	4	41	6	37	2	34	3	34	4
11:45	25	1	41	1	27	3	35	3	40	2	34	2
Totals	725	1027	787	1064	880	1110	837	1134	802	1145	806	1096
Day Total	1752		1851		1990		1971		1947		1902	
AM Pct	41.4%		42.5%		44.2%		42.5%		41.2%		42.4%	

AECOM

7:00-8:00 AM	99		109		112		98		88		101	
7:15-8:15 AM	102		110		123		107		96		108	
7:30-8:30 AM	105		97		122		107		107		108	
7:45-8:45 AM	105		107		120		108		110		110	
8:00-9:00 AM	103		106		127		112		111		112	
4:00-5:00 PM		120		127		143		146		143		135.8
4:15-5:15 PM		112		119		130		143		129		126.6
4:30-5:30 PM		101		112		133		145		139		126
4:45-5:45 PM		102		115		125		148		139		125.8
5:00-6:00 PM		98		112		121		130		127		117.6

Client: AECOM
 File Number:
 Route: 4 - Quarry Rd
 Location: Between Welch Rd & Campus Drive West

Site Ref: 04
 Direction: NB

Count Time	10/10/2022		10/11/2022		10/12/2022		10/13/2022		10/14/2022		Average	
	AM	PM	AM	PM	AM	PM	AM	PM	AM	PM	AM	PM
00:00	6	28	6	32	4	15	6	19	2	30	5	25
00:15	4	27	2	26	2	25	3	22	4	28	3	26
00:30	1	20	0	26	4	20	4	27	2	34	2	25
00:45	0	37	3	27	5	19	2	27	1	32	2	28
01:00	1	30	6	25	5	26	3	27	5	27	4	27
01:15	3	27	1	30	3	22	5	31	1	22	3	26
01:30	4	28	2	20	5	20	2	30	1	23	3	24
01:45	1	35	4	31	2	26	4	39	0	28	2	32
02:00	3	31	2	34	2	20	5	30	2	26	3	28
02:15	3	28	1	30	5	30	1	40	1	40	2	34
02:30	2	24	1	31	1	33	3	28	0	33	1	30
02:45	2	22	2	24	5	23	1	28	2	38	2	27
03:00	2	27	1	24	2	20	2	22	1	20	2	23
03:15	1	30	2	18	4	26	4	29	1	25	2	26
03:30	0	28	0	22	5	27	2	34	5	27	2	28
03:45	5	27	6	33	7	18	1	29	4	28	5	27
04:00	3	28	3	34	4	41	5	34	5	31	4	34
04:15	2	33	2	44	3	39	5	33	4	28	3	35
04:30	6	31	5	32	7	39	9	41	3	28	6	34
04:45	8	31	9	28	12	39	8	24	3	27	8	30
05:00	4	41	9	31	10	32	5	23	9	37	7	33
05:15	15	43	9	27	7	35	8	44	6	21	9	34
05:30	11	30	7	31	10	39	6	25	5	33	8	32
05:45	16	36	16	36	23	28	20	30	13	28	18	32
06:00	17	25	18	33	18	31	18	30	12	30	17	30
06:15	21	30	32	34	27	24	33	31	6	26	24	29
06:30	37	23	37	33	28	31	32	20	12	24	29	26
06:45	40	17	34	22	31	19	10	18	4	19	24	19
07:00	23	20	19	26	27	20	19	17	10	16	20	20
07:15	29	16	16	18	21	12	24	12	12	9	20	13
07:30	29	19	17	7	27	15	21	22	16	18	22	16
07:45	35	8	21	19	33	12	32	6	17	15	28	12
08:00	37	10	31	4	18	9	25	13	17	14	26	10
08:15	17	20	20	11	27	20	20	4	20	7	21	12
08:30	29	18	29	10	39	16	23	13	13	11	27	14
08:45	29	6	19	12	20	18	24	6	11	14	21	11
09:00	18	10	22	9	30	9	21	8	14	8	21	9
09:15	23	10	12	7	25	8	23	7	12	10	19	8
09:30	22	12	24	7	25	12	17	4	14	10	20	9
09:45	15	4	20	6	19	7	16	12	18	10	18	8
10:00	19	13	21	6	12	10	21	14	10	6	17	10
10:15	20	4	12	8	12	6	32	3	14	12	18	7
10:30	17	8	23	6	20	2	23	4	20	7	21	5
10:45	28	5	19	5	11	6	25	8	17	10	20	7
11:00	20	3	22	8	3	7	20	3	11	9	15	6
11:15	20	8	30	10	7	11	21	5	26	13	21	9
11:30	32	6	21	11	6	14	30	5	27	8	23	9
11:45	20	10	31	6	24	9	20	8	29	9	25	8
Totals	700	1027	649	1014	647	990	664	989	442	1009	620	1006
Day Total	1727		1663		1637		1653		1451		1626	
AM Pct	40.5%		39.0%		39.5%		40.2%		30.5%		38.2%	

AECOM

7:00-8:00 AM	116	73	108	96	55	90
7:15-8:15 AM	130	85	99	102	62	96
7:30-8:30 AM	118	89	105	98	70	96
7:45-8:45 AM	118	101	117	100	67	101
8:00-9:00 AM	112	99	104	92	61	94
4:00-5:00 PM	123	138	158	132	114	133
4:15-5:15 PM	136	135	149	121	120	132.2
4:30-5:30 PM	146	118	145	132	113	130.8
4:45-5:45 PM	145	117	145	116	118	128.2
5:00-6:00 PM	150	125	134	122	119	130

Client: AECOM
 File Number:
 Route: 5 - Palm Dr
 Location: Between Campus Dr & Arboretum Rd

Site Ref: 05
 Direction: SB

Count Date	10/10/2022		10/11/2022		10/12/2022		10/13/2022		10/14/2022		Average	
	AM	PM	AM	PM	AM	PM	AM	PM	AM	PM	AM	PM
00:00	3	69	3	54	3	67	2	86	24	84	7	72
00:15	2	63	2	63	1	61	2	66	21	72	6	65
00:30	0	55	4	60	0	56	2	78	22	73	6	64
00:45	0	79	1	52	1	57	1	57	15	64	4	62
01:00	0	53	2	42	1	43	2	77	17	63	4	56
01:15	1	74	0	51	4	82	1	72	10	79	3	72
01:30	4	54	1	44	1	47	2	64	6	60	3	54
01:45	2	55	0	58	1	59	1	51	9	62	3	57
02:00	3	65	3	37	2	52	1	43	8	61	3	52
02:15	2	49	1	67	1	50	3	57	3	72	2	59
02:30	5	67	3	55	4	59	1	70	4	69	3	64
02:45	3	48	1	47	5	69	2	53	0	81	2	60
03:00	0	44	0	47	1	47	1	45	1	65	1	50
03:15	3	51	4	52	4	55	4	53	2	69	3	56
03:30	4	57	9	55	5	60	11	51	7	58	7	56
03:45	3	66	2	78	4	79	6	75	6	68	4	73
04:00	6	70	2	65	5	78	3	69	3	75	4	71
04:15	6	54	8	84	7	79	7	90	12	72	8	76
04:30	6	52	9	55	15	58	10	74	14	75	11	63
04:45	19	67	18	54	18	72	20	82	24	92	20	73
05:00	25	75	16	82	19	70	17	77	19	86	19	78
05:15	42	63	34	69	43	78	35	83	29	61	37	71
05:30	34	60	27	80	38	72	32	96	32	72	33	76
05:45	45	75	40	81	49	87	49	94	50	79	47	83
06:00	33	75	48	67	42	81	41	72	44	90	42	77
06:15	61	57	73	65	71	90	67	79	77	77	70	74
06:30	82	44	85	58	84	57	74	70	71	81	79	62
06:45	70	48	78	53	58	58	60	84	54	56	64	60
07:00	64	56	41	49	54	54	69	62	69	54	59	55
07:15	56	41	62	48	46	40	52	78	75	48	58	51
07:30	64	31	85	31	80	47	65	52	76	46	74	41
07:45	94	26	84	43	86	33	101	49	95	51	92	40
08:00	76	25	100	35	89	38	75	60	101	55	88	43
08:15	87	23	93	24	98	39	91	41	99	39	94	33
08:30	86	34	105	33	117	38	121	62	99	40	106	41
08:45	107	27	121	35	118	45	127	40	113	37	117	37
09:00	69	27	121	35	115	33	111	46	122	48	108	38
09:15	90	27	110	18	119	30	110	37	105	30	107	28
09:30	75	21	75	19	88	21	86	30	90	36	83	25
09:45	88	25	106	25	94	26	94	33	91	37	95	29
10:00	81	25	72	34	68	22	72	33	74	38	73	30
10:15	81	19	79	23	80	21	101	27	78	31	84	24
10:30	59	17	73	19	71	17	65	22	63	27	66	20
10:45	71	13	56	13	70	11	79	16	66	27	68	16
11:00	61	8	51	13	71	10	59	12	60	21	60	13
11:15	42	9	55	9	77	4	70	14	66	19	62	11
11:30	65	7	56	9	64	8	82	15	74	12	68	10
11:45	66	5	44	0	72	6	89	13	66	18	67	8
Totals	1946	2155	2063	2190	2164	2366	2176	2710	2266	2730	2123	2430
Day Total	4101		4253		4530		4886		4996		4553	
AM Pct	47.5%		48.5%		47.8%		44.5%		45.4%		46.6%	

AECOM

7:00-8:00 AM	278		272		266		287		315		284	
7:15-8:15 AM	290		331		301		293		347		312	
7:30-8:30 AM	321		362		353		332		371		348	
7:45-8:45 AM	343		382		390		388		394		379	
8:00-9:00 AM	356		419		422		414		412		405	
4:00-5:00 PM		243		258		287		315		314		283.4
4:15-5:15 PM		248		275		279		323		325		290
4:30-5:30 PM		257		260		278		316		314		285
4:45-5:45 PM		265		285		292		338		311		298.2
5:00-6:00 PM		273		312		307		350		298		308

Client: AECOM
 File Number:
 Route: 5 - Palm Dr
 Location: Between Campus Dr & Arboretum Rd

Site Ref: 05
 Direction: NB

Count Date	10/10/2022		10/11/2022		10/12/2022		10/13/2022		10/14/2022		Average	
	AM	PM	AM	PM	AM	PM	AM	PM	AM	PM	AM	PM
00:00	5	38	6	32	4	45	13	40	7	66	7	44
00:15	5	47	5	47	1	37	9	52	10	53	6	47
00:30	6	38	3	50	2	48	5	46	6	56	4	48
00:45	4	37	6	49	2	54	4	46	7	51	5	47
01:00	3	48	5	36	5	37	4	42	9	54	5	43
01:15	1	43	3	45	0	55	5	36	2	62	2	48
01:30	4	51	0	48	3	45	2	47	0	70	2	52
01:45	3	40	1	44	3	47	3	53	8	60	4	49
02:00	4	57	1	50	0	42	5	59	3	60	3	54
02:15	7	47	6	43	9	44	8	45	8	71	8	50
02:30	11	50	18	50	19	62	19	62	21	100	18	65
02:45	1	53	5	60	1	50	2	71	2	64	2	60
03:00	0	75	1	77	1	67	2	59	0	79	1	71
03:15	1	69	0	76	1	84	5	85	1	83	2	79
03:30	3	72	3	65	2	92	2	73	2	75	2	75
03:45	0	59	0	59	1	76	0	69	0	67	0	66
04:00	0	49	0	72	1	83	0	72	1	74	0	70
04:15	2	79	1	70	1	86	2	80	0	95	1	82
04:30	6	77	9	78	8	90	12	89	12	95	9	86
04:45	0	66	1	70	0	87	2	87	6	89	2	80
05:00	2	89	2	97	1	116	3	98	2	120	2	104
05:15	0	94	1	100	1	93	1	96	2	104	1	97
05:30	3	89	2	83	1	101	2	104	2	93	2	94
05:45	4	81	2	91	5	88	4	84	1	95	3	88
06:00	4	93	3	106	4	93	2	102	4	90	3	97
06:15	6	67	11	103	17	85	11	120	9	80	11	91
06:30	8	78	15	83	14	101	15	89	13	93	13	89
06:45	16	48	16	88	13	92	22	94	24	90	18	82
07:00	31	88	24	77	22	77	27	78	31	73	27	79
07:15	17	78	23	67	25	66	33	97	34	81	26	78
07:30	27	59	37	63	24	66	32	90	36	64	31	68
07:45	20	42	27	43	25	51	19	66	28	47	24	50
08:00	18	41	21	43	32	61	13	44	29	51	23	48
08:15	22	34	16	31	22	60	17	66	36	45	23	47
08:30	36	23	22	33	22	59	16	61	30	40	25	43
08:45	17	19	29	29	27	28	39	72	34	39	29	37
09:00	20	35	21	25	23	29	20	73	31	31	23	39
09:15	28	15	24	21	25	31	27	69	31	29	27	33
09:30	14	25	23	20	34	37	20	38	25	28	23	30
09:45	32	25	20	15	34	27	31	47	30	25	29	28
10:00	24	20	27	16	20	14	18	48	36	24	25	24
10:15	34	14	21	24	33	11	37	25	34	25	32	20
10:30	33	15	36	22	38	18	38	24	47	13	38	18
10:45	34	23	27	12	37	16	54	21	28	23	36	19
11:00	37	17	32	9	23	15	31	16	39	22	32	16
11:15	31	12	33	15	38	7	34	12	50	13	37	12
11:30	39	12	38	16	34	10	44	16	65	19	44	15
11:45	45	4	38	8	35	3	46	15	50	9	43	8
Totals	668	2335	665	2461	693	2686	760	2978	886	2890	734	2670
Day Total	3003		3126		3379		3738		3776		3404	
AM Pct	22.2%		21.3%		20.5%		20.3%		23.5%		21.6%	

AECOM

7:00-8:00 AM	95		111		96		111		129		108	
7:15-8:15 AM	82		108		106		97		127		104	
7:30-8:30 AM	87		101		103		81		129		100	
7:45-8:45 AM	96		86		101		65		123		94	
8:00-9:00 AM	93		88		103		85		129		100	
4:00-5:00 PM		271		290		346		328		353		317.6
4:15-5:15 PM		311		315		379		354		399		351.6
4:30-5:30 PM		326		345		386		370		408		367
4:45-5:45 PM		338		350		397		385		406		375.2
5:00-6:00 PM		353		371		398		382		412		383.2

Client: AECOM
 File Number:
 Route: 6 - Lasuen St
 Location: Between Campus Dr & Arboretum Rd

Site Ref: 06
 Direction: NB

Count Date	10/10/2022		10/11/2022		10/12/2022		10/13/2022		10/14/2022		Average	
Count Time	AM	PM	AM	PM	AM	PM	AM	PM	AM	PM	AM	PM
00:00	0	4	0	1	0	1	0	1	0	3	0	2
00:15	0	3	0	5	0	1	0	5	0	0	0	3
00:30	0	3	0	3	0	3	1	1	1	3	0	3
00:45	0	4	0	3	1	7	0	2	0	8	0	5
01:00	0	4	0	2	0	2	0	3	0	9	0	4
01:15	0	3	0	4	0	2	0	7	0	8	0	5
01:30	0	0	0	2	0	4	0	5	0	2	0	3
01:45	0	5	0	1	0	3	1	2	0	6	0	3
02:00	0	6	0	1	0	5	0	3	0	3	0	4
02:15	0	2	0	4	0	5	0	3	0	2	0	3
02:30	1	3	1	2	1	4	1	4	1	2	1	3
02:45	0	1	1	3	0	3	0	10	0	6	0	5
03:00	0	6	0	1	0	6	0	4	0	5	0	4
03:15	0	4	0	2	0	10	0	1	0	3	0	4
03:30	0	1	0	7	0	3	0	8	0	3	0	4
03:45	0	5	0	5	0	7	0	8	0	3	0	6
04:00	0	3	0	14	0	18	1	7	0	6	0	10
04:15	0	2	0	8	0	9	0	9	0	7	0	7
04:30	2	7	0	3	0	11	0	10	0	6	0	7
04:45	0	5	0	1	0	11	0	10	0	9	0	7
05:00	0	9	1	10	0	5	0	6	0	8	0	8
05:15	0	4	0	5	0	6	0	5	0	8	0	6
05:30	0	3	1	11	0	10	1	5	1	6	1	7
05:45	0	6	0	10	0	4	1	4	0	3	0	5
06:00	0	3	0	14	0	3	0	2	0	0	0	4
06:15	0	3	0	2	2	5	0	3	2	8	1	4
06:30	0	2	2	1	0	5	0	3	0	4	0	3
06:45	1	1	0	6	2	2	0	2	2	6	1	3
07:00	0	2	1	8	1	3	0	4	0	1	0	4
07:15	0	0	1	4	0	4	0	2	2	2	1	2
07:30	1	0	0	2	2	1	1	3	2	3	1	2
07:45	0	1	0	1	1	0	0	1	1	3	0	1
08:00	0	1	0	2	0	3	0	2	3	0	1	2
08:15	0	0	0	2	1	3	0	5	0	2	0	2
08:30	1	0	1	1	1	3	0	5	1	1	1	2
08:45	2	3	2	1	1	1	1	0	0	1	1	1
09:00	3	0	3	0	1	0	2	2	1	3	2	1
09:15	2	0	2	1	2	1	1	5	2	1	2	2
09:30	1	0	0	0	1	0	1	4	3	0	1	1
09:45	1	1	1	0	2	1	3	3	5	1	2	1
10:00	3	0	2	1	0	0	4	3	3	1	2	1
10:15	0	0	1	1	3	1	1	1	2	1	1	1
10:30	3	0	1	0	2	0	2	0	2	0	2	0
10:45	3	1	1	0	0	1	6	0	1	0	2	0
11:00	2	0	1	0	5	1	3	0	2	0	3	0
11:15	0	0	1	1	2	1	2	1	2	1	1	1
11:30	4	0	3	1	3	0	1	1	1	0	2	0
11:45	2	0	1	0	5	0	3	1	2	0	3	0
Totals	32	111	28	157	39	179	37	176	42	158	36	156
Day Total	143		185		218		213		200		192	
AM Pct	22.4%		15.1%		17.9%		17.4%		21.0%		18.6%	

AECOM

7:00-8:00 AM	1	2	4	1	5	3	
7:15-8:15 AM	1	1	3	1	8	3	
7:30-8:30 AM	1	0	4	1	6	2	
7:45-8:45 AM	1	1	3	0	5	2	
8:00-9:00 AM	3	3	3	1	4	3	
4:00-5:00 PM		17	26	49	36	28	31.2
4:15-5:15 PM		23	22	36	35	30	29.2
4:30-5:30 PM		25	19	33	31	31	27.8
4:45-5:45 PM		21	27	32	26	31	27.4
5:00-6:00 PM		22	36	25	20	25	25.6

Client: AECOM
 File Number:
 Route: 7 - Galvez St
 Location: Between Campus Dr & Arboretum Rd

Site Ref: 07
 Direction: SB

Count Time	10/10/2022		10/11/2022		10/12/2022		10/13/2022		10/14/2022		Average	
	AM	PM	AM	PM	AM	PM	AM	PM	AM	PM	AM	PM
00:00	6	42	7	46	7	54	5	65	5	66	6	55
00:15	3	45	5	49	4	53	2	51	4	54	4	50
00:30	6	41	2	48	5	46	6	45	5	50	5	46
00:45	5	50	5	66	1	52	3	81	4	63	4	62
01:00	3	39	1	46	4	52	6	59	5	45	4	48
01:15	7	43	3	43	3	32	2	59	2	61	3	48
01:30	0	52	6	36	2	38	3	54	3	55	3	47
01:45	5	37	2	44	2	46	4	43	4	58	3	46
02:00	0	51	1	44	1	34	2	50	2	48	1	45
02:15	2	45	3	46	1	40	3	48	5	48	3	45
02:30	0	26	0	37	2	46	1	65	1	59	1	47
02:45	1	33	1	38	0	39	1	52	3	56	1	44
03:00	0	41	1	35	0	51	1	36	0	61	0	45
03:15	1	43	1	37	0	56	1	34	0	56	1	45
03:30	1	46	2	45	2	45	2	45	2	57	2	48
03:45	1	51	0	57	3	64	4	51	2	67	2	58
04:00	0	38	3	50	2	45	2	49	3	68	2	50
04:15	1	40	2	53	5	55	5	59	3	74	3	56
04:30	6	36	6	42	2	58	6	70	7	96	5	60
04:45	17	53	10	69	10	83	6	94	10	128	11	85
05:00	24	53	26	55	33	45	22	77	17	109	24	68
05:15	15	44	18	56	19	47	20	82	23	133	19	72
05:30	32	72	48	82	36	55	47	112	29	146	38	93
05:45	43	89	62	90	46	110	53	101	48	163	50	111
06:00	32	62	20	74	36	81	29	107	31	124	30	90
06:15	27	68	39	69	35	78	32	80	28	90	32	77
06:30	49	40	61	56	54	55	49	67	52	47	53	53
06:45	56	53	62	48	51	48	66	37	63	50	60	47
07:00	50	49	54	47	71	57	49	52	46	51	54	51
07:15	51	51	64	41	44	46	59	65	57	48	55	50
07:30	63	51	62	52	67	58	73	70	71	48	67	56
07:45	92	42	88	43	91	56	74	50	77	49	84	48
08:00	77	42	92	63	80	62	82	70	83	70	83	61
08:15	78	40	76	35	83	38	80	46	57	44	75	41
08:30	76	27	99	31	75	41	88	29	91	42	86	34
08:45	95	26	90	23	83	26	94	43	60	38	84	31
09:00	67	11	81	15	69	23	90	17	81	25	78	18
09:15	89	16	67	20	80	28	55	27	67	30	72	24
09:30	59	16	71	16	75	13	82	19	75	24	72	18
09:45	64	14	77	11	78	9	65	23	76	18	72	15
10:00	50	10	61	15	61	15	74	15	55	19	60	15
10:15	46	13	36	10	65	7	58	11	52	12	51	11
10:30	51	7	48	10	57	14	70	10	67	17	59	12
10:45	43	6	47	7	69	7	46	6	55	16	52	8
11:00	35	4	46	7	56	8	60	8	59	15	51	8
11:15	52	5	42	15	70	9	62	15	54	14	56	12
11:30	41	9	54	6	48	7	67	6	74	13	57	8
11:45	78	5	47	6	61	1	94	10	80	15	72	7
Totals	1600	1777	1699	1934	1749	2033	1805	2365	1698	2740	1710	2170
Day Total	3377		3633		3782		4170		4438		3880	
AM Pct	47.4%		46.8%		46.2%		43.3%		38.3%		44.1%	

AECOM												
7:00-8:00 AM	256		268		273		255		251		261	
7:15-8:15 AM	283		306		282		288		288		289	
7:30-8:30 AM	310		318		321		309		288		309	
7:45-8:45 AM	323		355		329		324		308		328	
8:00-9:00 AM	326		357		321		344		291		328	
4:00-5:00 PM		167		214		241		272		366		252
4:15-5:15 PM		182		219		241		300		407		269.8
4:30-5:30 PM		186		222		233		323		466		286
4:45-5:45 PM		222		262		230		365		516		319
5:00-6:00 PM		258		283		257		372		551		344.2

Client: AECOM
 File Number:
 Route: 7 - Galvez St
 Location: Between Campus Dr & Arboretum Rd

Site Ref: 07
 Direction: NB

Count Date	10/10/2022		10/11/2022		10/12/2022		10/13/2022		10/14/2022		Average	
	AM	PM	AM	PM	AM	PM	AM	PM	AM	PM	AM	PM
00:00	9	44	7	49	2	72	6	68	4	66	6	60
00:15	1	47	1	45	4	52	4	67	4	51	3	52
00:30	9	64	4	37	1	47	9	48	1	55	5	50
00:45	2	48	5	55	4	39	2	51	4	59	3	50
01:00	2	61	1	61	0	44	2	52	5	64	2	56
01:15	5	58	3	50	3	59	2	55	2	70	3	58
01:30	5	70	3	68	7	60	3	64	5	80	5	68
01:45	1	59	4	54	2	49	2	64	4	51	3	55
02:00	1	58	3	67	5	63	6	60	4	70	4	64
02:15	2	76	9	62	6	63	7	53	6	70	6	65
02:30	4	79	8	71	11	65	11	91	10	82	9	78
02:45	2	63	2	51	4	66	3	79	4	91	3	70
03:00	3	70	3	78	1	82	2	85	1	76	2	78
03:15	1	72	3	62	0	79	1	76	1	87	1	75
03:30	1	70	2	83	4	82	1	75	0	84	2	79
03:45	1	64	0	61	0	79	1	82	3	71	1	71
04:00	0	59	0	91	1	85	1	86	1	83	1	81
04:15	2	74	3	79	1	96	3	108	2	70	2	85
04:30	5	108	3	129	4	100	4	125	2	115	4	115
04:45	1	86	0	92	0	112	2	100	2	119	1	102
05:00	1	127	1	124	0	138	0	160	0	120	0	134
05:15	2	111	2	122	1	124	5	113	2	89	2	112
05:30	1	116	6	111	3	118	3	96	8	114	4	111
05:45	5	111	19	111	2	115	19	114	6	85	10	107
06:00	6	117	6	136	3	113	7	142	5	116	5	125
06:15	3	105	4	139	5	111	6	122	7	115	5	118
06:30	13	73	13	109	11	118	8	125	9	91	11	103
06:45	15	86	19	70	25	88	16	82	9	60	17	77
07:00	19	89	15	101	20	97	29	97	23	84	21	94
07:15	15	73	31	89	12	92	30	85	21	75	22	83
07:30	21	59	27	118	44	92	32	95	30	86	31	90
07:45	20	64	35	83	35	70	38	75	29	70	31	72
08:00	26	72	32	53	32	87	35	68	35	181	32	92
08:15	20	80	24	114	37	80	24	119	39	221	29	123
08:30	19	66	37	64	30	90	31	93	28	115	29	86
08:45	33	38	35	44	24	23	38	63	42	55	34	45
09:00	34	34	23	39	34	36	29	66	23	80	29	51
09:15	22	21	22	26	34	37	23	116	36	53	27	51
09:30	32	17	23	25	30	21	35	75	31	40	30	36
09:45	29	26	34	28	30	21	39	28	32	40	33	29
10:00	28	26	44	28	32	17	55	29	34	20	39	24
10:15	30	22	37	24	36	21	44	21	35	17	36	21
10:30	38	13	29	18	31	13	35	12	27	13	32	14
10:45	28	8	31	22	32	35	27	14	47	16	33	19
11:00	25	16	38	10	38	26	24	11	50	15	35	16
11:15	41	6	40	8	44	8	50	9	47	8	44	8
11:30	43	9	54	5	40	6	42	10	35	17	43	9
11:45	61	8	56	8	58	6	75	5	59	4	62	6
Totals	687	2923	801	3174	783	3197	871	3534	814	3514	791	3268
Day Total	3610		3975		3980		4405		4328		4060	
AM Pct	19.0%		20.2%		19.7%		19.8%		18.8%		19.5%	

AECOM

7:00-8:00 AM	75	108	111	129	103	105
7:15-8:15 AM	82	125	123	135	115	116
7:30-8:30 AM	87	118	148	129	133	123
7:45-8:45 AM	85	128	134	128	131	121
8:00-9:00 AM	98	128	123	128	144	124
4:00-5:00 PM	327	391	393	419	387	383.4
4:15-5:15 PM	395	424	446	493	424	436.4
4:30-5:30 PM	432	467	474	498	443	462.8
4:45-5:45 PM	440	449	492	469	442	458.4
5:00-6:00 PM	465	468	495	483	408	463.8

Client: AECOM

Site Ref: 08

File Number:

Direction: WB

Route: 8 - Serra St

Location: Between El Camino Real & Olmsted Rd

Count Date	10/10/2022		10/11/2022		10/12/2022		10/13/2022		10/14/2022		Average	
	AM	PM	AM	PM	AM	PM	AM	PM	AM	PM	AM	PM
00:00	17	51	17	46	8	35	11	42	14	60	13	47
00:15	18	47	6	56	4	50	13	46	13	47	11	49
00:30	13	46	8	40	11	49	4	52	7	50	9	47
00:45	8	40	5	49	2	38	6	56	4	51	5	47
01:00	3	46	5	41	4	41	5	50	12	54	6	46
01:15	3	44	7	50	1	32	7	48	6	58	5	46
01:30	1	23	3	35	6	44	5	41	7	41	4	37
01:45	1	44	0	49	2	42	3	47	5	53	2	47
02:00	3	39	6	39	2	42	4	36	2	47	3	41
02:15	3	42	2	42	3	31	0	44	2	47	2	41
02:30	0	36	1	46	1	38	1	45	0	36	1	40
02:45	1	30	3	31	2	46	2	44	4	67	2	44
03:00	1	23	2	38	5	36	2	41	4	53	3	38
03:15	5	24	3	39	3	27	1	39	1	57	3	37
03:30	0	42	0	34	3	42	1	42	2	41	1	40
03:45	1	38	1	31	0	56	3	27	3	56	2	42
04:00	5	35	5	32	3	63	3	36	6	47	4	43
04:15	5	41	11	35	9	47	2	48	6	53	7	45
04:30	6	40	4	55	11	40	6	54	8	39	7	46
04:45	9	47	6	42	2	71	8	64	3	55	6	56
05:00	8	60	9	32	11	48	14	64	9	60	10	53
05:15	22	46	22	57	21	59	20	58	25	58	22	56
05:30	24	50	22	44	24	61	29	77	31	73	26	61
05:45	35	75	45	55	57	51	47	81	52	74	47	67
06:00	31	41	24	58	21	47	19	68	32	100	25	63
06:15	24	48	25	56	29	63	31	64	28	77	27	62
06:30	39	46	39	59	42	40	34	48	38	66	38	52
06:45	40	54	40	50	43	50	48	42	49	58	44	51
07:00	26	51	27	53	40	49	30	38	32	57	31	50
07:15	42	42	35	50	28	60	42	43	41	61	38	51
07:30	55	44	35	47	46	58	51	48	49	64	47	52
07:45	60	51	54	51	70	35	72	36	62	70	64	49
08:00	48	45	66	44	56	55	60	40	57	64	57	50
08:15	70	42	58	47	75	62	48	31	55	60	61	48
08:30	69	24	83	31	71	36	84	54	73	43	76	38
08:45	73	39	78	43	88	51	72	43	53	52	73	46
09:00	47	36	72	38	65	47	74	60	63	59	64	48
09:15	63	37	71	47	68	49	54	45	49	52	61	46
09:30	59	40	64	38	64	38	53	37	58	54	60	41
09:45	66	25	63	25	55	30	58	35	55	52	59	33
10:00	48	24	52	26	45	25	37	23	62	45	49	29
10:15	50	23	42	27	51	26	50	26	51	41	49	29
10:30	49	15	45	24	53	21	47	22	38	25	46	21
10:45	42	18	46	16	58	13	48	26	54	20	50	19
11:00	30	13	39	24	55	20	38	21	42	19	41	19
11:15	51	13	52	18	57	13	40	9	56	26	51	16
11:30	54	9	42	10	53	21	54	21	64	29	53	18
11:45	51	10	48	15	45	9	52	30	52	18	50	16
Totals	1379	1799	1393	1915	1473	2007	1393	2092	1439	2489	1415	2060
Day Total	3178		3308		3480		3485		3928		3476	
AM Pct	43.4%		42.1%		42.3%		40.0%		36.6%		40.7%	

AECOM

7:00-8:00 AM	183	151	184	195	184	179
7:15-8:15 AM	205	190	200	225	209	206
7:30-8:30 AM	233	213	247	231	223	229
7:45-8:45 AM	247	261	272	264	247	258
8:00-9:00 AM	260	285	290	264	238	267
4:00-5:00 PM	163	164	221	202	194	188.8
4:15-5:15 PM	188	164	206	230	207	199
4:30-5:30 PM	193	186	218	240	212	209.8
4:45-5:45 PM	203	175	239	263	246	225.2
5:00-6:00 PM	231	188	219	280	265	236.6

Client: AECOM

Site Ref: 08

File Number:

Direction: EB

Route: 8 - Serra St

Location: Between El Camino Real & Olmsted Rd

Count Date	10/10/2022		10/11/2022		10/12/2022		10/13/2022		10/14/2022		Average	
	AM	PM	AM	PM	AM	PM	AM	PM	AM	PM	AM	PM
00:00	29	49	23	58	21	53	16	47	28	60	23	53
00:15	20	50	16	43	11	51	21	45	25	67	19	51
00:30	29	50	8	45	11	48	15	68	19	68	16	56
00:45	9	42	4	49	6	53	11	52	19	77	10	55
01:00	6	57	8	53	3	60	8	51	14	67	8	58
01:15	3	55	7	56	6	58	5	45	19	69	8	57
01:30	4	51	5	57	6	63	8	54	12	71	7	59
01:45	10	54	5	49	2	46	4	67	17	75	8	58
02:00	3	50	3	47	8	55	11	51	10	74	7	55
02:15	7	49	5	41	9	58	7	65	17	60	9	55
02:30	5	76	10	67	8	83	9	80	7	93	8	80
02:45	1	78	4	84	3	59	4	56	2	100	3	75
03:00	4	60	3	55	0	67	3	67	5	88	3	67
03:15	5	78	3	94	5	92	2	67	2	89	3	84
03:30	5	74	1	80	1	102	1	86	2	88	2	86
03:45	2	63	4	67	1	83	3	67	2	75	2	71
04:00	3	67	3	75	0	86	1	81	2	61	2	74
04:15	4	70	4	89	4	79	2	72	6	68	4	76
04:30	4	76	1	71	1	82	2	72	5	84	3	77
04:45	3	56	4	87	4	90	6	71	5	67	4	74
05:00	3	66	2	76	8	96	3	66	5	89	4	79
05:15	8	90	3	74	4	84	5	77	11	105	6	86
05:30	5	84	11	90	5	74	5	70	9	62	7	76
05:45	11	78	9	85	8	81	9	67	11	97	10	82
06:00	9	97	11	76	18	93	13	99	14	82	13	89
06:15	15	79	9	81	6	87	13	97	13	78	11	84
06:30	7	69	13	70	7	103	8	79	11	92	9	83
06:45	11	73	10	84	17	96	19	98	19	99	15	90
07:00	20	86	11	64	13	63	16	80	18	92	16	77
07:15	18	79	14	79	17	79	14	80	16	100	16	83
07:30	20	79	24	75	22	73	28	67	24	94	24	78
07:45	28	75	43	65	30	79	41	73	31	72	35	73
08:00	27	67	41	71	49	56	49	82	51	76	43	70
08:15	26	52	35	66	30	51	30	74	44	110	33	71
08:30	31	46	36	47	53	59	41	57	37	85	40	59
08:45	39	52	46	53	29	49	53	75	40	54	41	57
09:00	39	51	47	67	49	52	46	71	59	63	48	61
09:15	37	44	57	64	41	54	44	92	47	60	45	63
09:30	29	47	39	50	50	72	36	73	34	66	38	62
09:45	51	55	44	49	55	46	46	76	42	56	48	56
10:00	42	39	29	42	48	21	43	41	49	51	42	39
10:15	37	37	32	31	32	31	37	39	58	43	39	36
10:30	48	25	39	34	45	24	33	55	48	49	43	37
10:45	40	33	32	43	42	39	55	49	46	47	43	42
11:00	52	16	31	32	52	21	53	31	51	45	48	29
11:15	48	20	60	25	48	18	42	30	67	32	53	25
11:30	58	8	49	16	43	29	58	24	74	30	56	21
11:45	50	13	53	14	53	15	49	27	66	27	54	19
Totals	965	2765	951	2890	984	3013	1028	3113	1213	3457	1028	3048
Day Total	3730		3841		3997		4141		4670		4076	
AM Pct	25.9%		24.8%		24.6%		24.8%		26.0%		25.2%	

AECOM

7:00-8:00 AM	86	92	82	99	89	90
7:15-8:15 AM	93	122	118	132	122	117
7:30-8:30 AM	101	143	131	148	150	135
7:45-8:45 AM	112	155	162	161	163	151
8:00-9:00 AM	123	158	161	173	172	157
4:00-5:00 PM	269	322	337	296	280	300.8
4:15-5:15 PM	268	323	347	281	308	305.4
4:30-5:30 PM	288	308	352	286	345	315.8
4:45-5:45 PM	296	327	344	284	323	314.8
5:00-6:00 PM	318	325	335	280	353	322.2

Client: AECOM
 File Number:
 Route: 9 - Yale St
 Location: Between Olmsted Rd & Stanford Ave

Site Ref: 09
 Direction: WB

Count Date	10/10/2022		10/11/2022		10/12/2022		10/13/2022		10/14/2022		Average	
	AM	PM	AM	PM	AM	PM	AM	PM	AM	PM	AM	PM
00:00	2	11	0	16	4	14	0	9	2	10	2	12
00:15	2	8	0	6	1	11	2	9	2	12	1	9
00:30	0	7	1	13	0	7	0	6	2	5	1	8
00:45	3	6	0	11	0	9	2	12	1	8	1	9
01:00	0	10	0	14	0	5	0	10	1	8	0	9
01:15	0	9	0	5	0	9	1	6	0	10	0	8
01:30	1	5	0	10	1	8	0	3	0	7	0	7
01:45	1	9	0	8	0	2	1	5	1	8	1	6
02:00	0	8	0	9	2	8	0	6	0	12	0	9
02:15	0	7	1	7	2	8	0	5	0	11	1	8
02:30	0	12	0	4	0	9	0	9	1	9	0	9
02:45	0	7	0	7	0	11	0	9	0	14	0	10
03:00	0	8	0	10	0	15	0	5	0	13	0	10
03:15	1	10	0	13	0	11	1	6	0	16	0	11
03:30	0	12	0	13	0	13	0	10	0	12	0	12
03:45	1	9	0	9	0	11	0	13	0	12	0	11
04:00	0	9	0	21	0	15	1	15	0	7	0	13
04:15	0	10	0	13	0	10	1	15	0	9	0	11
04:30	0	20	0	9	0	14	0	8	0	19	0	14
04:45	3	19	0	13	0	19	0	14	0	16	1	16
05:00	1	11	1	15	2	12	2	12	2	11	2	12
05:15	1	16	0	21	1	16	1	22	0	18	1	19
05:30	1	16	1	23	0	24	0	21	0	18	0	20
05:45	0	16	2	20	1	17	3	27	0	21	1	20
06:00	2	10	1	9	0	14	0	18	4	30	1	16
06:15	1	18	2	16	1	10	3	15	4	20	2	16
06:30	6	14	9	12	7	10	10	16	2	24	7	15
06:45	6	10	11	19	7	18	5	16	8	14	7	15
07:00	5	16	4	19	8	10	5	20	4	15	5	16
07:15	9	16	5	12	7	10	3	13	7	18	6	14
07:30	3	13	4	8	5	14	11	10	3	9	5	11
07:45	17	4	14	7	12	6	17	11	16	8	15	7
08:00	5	4	15	8	15	12	12	10	14	13	12	9
08:15	6	13	12	9	11	8	13	17	16	12	12	12
08:30	11	7	17	10	9	9	18	9	24	10	16	9
08:45	15	11	21	8	18	11	13	9	17	11	17	10
09:00	7	9	17	10	8	4	13	10	13	14	12	9
09:15	14	5	13	5	15	12	10	8	9	7	12	7
09:30	7	4	11	6	15	9	8	5	8	5	10	6
09:45	15	1	9	7	10	7	10	7	13	5	11	5
10:00	14	6	9	2	14	7	9	8	11	6	11	6
10:15	7	4	7	2	11	4	8	7	11	8	9	5
10:30	11	4	13	5	7	1	10	3	8	5	10	4
10:45	11	3	6	2	15	3	6	4	7	4	9	3
11:00	7	1	6	5	8	2	9	5	2	8	6	4
11:15	6	2	12	0	11	2	12	5	12	5	11	3
11:30	14	2	12	1	6	0	12	1	6	2	10	1
11:45	7	0	9	2	17	2	5	1	7	4	9	2
Totals	223	432	245	474	251	463	237	485	238	543	239	479
Day Total	655		719		714		722		781		718	
AM Pct	34.0%		34.1%		35.2%		32.8%		30.5%		33.2%	

AECOM

7:00-8:00 AM	34	27	32	36	30	32
7:15-8:15 AM	34	38	39	43	40	39
7:30-8:30 AM	31	45	43	53	49	44
7:45-8:45 AM	39	58	47	60	70	55
8:00-9:00 AM	37	65	53	56	71	56
4:00-5:00 PM	58	56	58	52	51	55
4:15-5:15 PM	60	50	55	49	55	53.8
4:30-5:30 PM	66	58	61	56	64	61
4:45-5:45 PM	62	72	71	69	63	67.4
5:00-6:00 PM	59	79	69	82	68	71.4

Client: AECOM
 File Number:
 Route: 9 - Yale St
 Location: Between Olmsted Rd & Stanford Ave

Site Ref: 09
 Direction: EB

Count Time	10/10/2022		10/11/2022		10/12/2022		10/13/2022		10/14/2022		Average	
	AM	PM	AM	PM	AM	PM	AM	PM	AM	PM	AM	PM
00:00	0	7	0	13	3	7	2	7	1	9	1	9
00:15	2	6	0	4	1	10	0	5	2	11	1	7
00:30	1	4	0	14	0	11	1	5	1	11	1	9
00:45	1	9	0	13	1	9	0	7	2	9	1	9
01:00	0	7	1	6	0	8	0	4	1	9	0	7
01:15	0	8	1	3	0	10	0	9	0	6	0	7
01:30	1	5	0	8	0	11	0	6	0	7	0	7
01:45	0	6	0	10	0	11	0	8	1	14	0	10
02:00	2	5	0	8	0	9	0	9	0	8	0	8
02:15	0	5	0	14	1	10	0	3	1	9	0	8
02:30	0	12	0	8	0	7	0	14	0	14	0	11
02:45	1	7	0	10	0	5	0	14	1	21	0	11
03:00	1	7	0	9	0	21	0	10	0	11	0	12
03:15	0	12	0	13	0	16	1	15	0	7	0	13
03:30	0	8	0	14	0	13	0	5	0	11	0	10
03:45	0	18	1	12	0	14	0	15	0	16	0	15
04:00	0	11	0	21	0	12	0	20	1	13	0	15
04:15	0	10	0	9	0	20	1	10	0	15	0	13
04:30	1	17	0	18	0	11	0	19	0	20	0	17
04:45	2	23	0	16	0	8	0	22	0	20	0	18
05:00	1	25	1	20	0	11	0	21	0	21	0	20
05:15	0	15	1	12	0	14	0	16	0	14	0	14
05:30	0	13	0	17	2	14	0	16	0	16	0	15
05:45	1	18	2	10	1	16	0	17	0	27	1	18
06:00	1	11	2	23	2	13	1	21	2	21	2	18
06:15	0	12	1	20	2	12	0	14	4	27	1	17
06:30	1	13	2	15	1	17	3	18	0	17	1	16
06:45	1	22	2	9	2	17	1	20	1	19	1	17
07:00	0	15	1	12	4	17	3	9	1	15	2	14
07:15	2	13	4	10	7	9	6	13	3	11	4	11
07:30	3	5	4	14	7	15	7	11	6	10	5	11
07:45	4	7	11	8	11	5	6	16	9	13	8	10
08:00	7	4	14	5	16	4	14	11	19	9	14	7
08:15	16	8	9	7	6	10	9	11	10	14	10	10
08:30	11	10	12	3	16	6	11	6	16	8	13	7
08:45	12	4	10	9	21	6	15	3	18	2	15	5
09:00	14	2	11	3	9	6	10	4	16	9	12	5
09:15	15	4	10	3	14	10	5	5	5	5	10	5
09:30	7	2	9	6	11	5	8	4	10	7	9	5
09:45	9	2	6	5	10	5	10	10	7	6	8	6
10:00	11	0	7	1	10	2	8	5	5	2	8	2
10:15	7	7	9	1	8	4	7	2	7	2	8	3
10:30	7	4	5	1	8	1	9	2	10	4	8	2
10:45	6	1	6	4	4	4	6	2	7	3	6	3
11:00	7	2	8	1	8	2	4	2	4	4	6	2
11:15	5	2	11	3	6	1	6	3	5	6	7	3
11:30	9	1	9	0	16	1	4	0	14	1	10	1
11:45	9	2	9	1	7	2	11	0	11	1	9	1
Totals	178	411	179	446	215	452	169	469	201	535	188	463
Day Total	589		625		667		638		736		651	
AM Pct	30.2%		28.6%		32.2%		26.5%		27.3%		28.9%	

AECOM

7:00-8:00 AM	9	20	29	22	19	20
7:15-8:15 AM	16	33	41	33	37	32
7:30-8:30 AM	30	38	40	36	44	38
7:45-8:45 AM	38	46	49	40	54	45
8:00-9:00 AM	46	45	59	49	63	52
4:00-5:00 PM	61	64	51	71	68	63
4:15-5:15 PM	75	63	50	72	76	67.2
4:30-5:30 PM	80	66	44	78	75	68.6
4:45-5:45 PM	76	65	47	75	71	66.8
5:00-6:00 PM	71	59	55	70	78	66.6

Client: AECOM
 File Number:
 Route: 10 - Wellesley St
 Location: Between Olmsted Rd & Stanford Ave

Site Ref: 10
 Direction: WB

Count Date	10/10/2022		10/11/2022		10/12/2022		10/13/2022		10/14/2022		Average	
	AM	PM	AM	PM	AM	PM	AM	PM	AM	PM	AM	PM
00:00	4	8	2	7	1	1	2	2	1	4	2	4
00:15	2	5	0	3	0	2	2	2	0	5	1	3
00:30	1	7	1	5	3	10	0	4	3	8	2	7
00:45	0	4	2	6	0	7	0	7	0	3	0	5
01:00	0	6	0	3	0	2	0	6	0	6	0	5
01:15	0	7	0	5	1	5	0	5	2	4	1	5
01:30	0	2	0	5	0	5	0	5	0	6	0	5
01:45	0	3	0	3	1	2	1	7	2	8	1	5
02:00	1	7	0	5	0	2	0	3	0	13	0	6
02:15	0	4	0	5	0	7	0	2	1	3	0	4
02:30	0	5	0	1	0	6	0	3	1	8	0	5
02:45	0	4	0	5	0	12	0	4	0	6	0	6
03:00	1	5	0	2	0	14	1	4	0	11	0	7
03:15	0	4	0	5	0	2	0	5	0	7	0	5
03:30	0	6	0	6	0	2	0	8	0	13	0	7
03:45	0	0	0	8	0	7	0	5	0	6	0	5
04:00	0	4	0	5	0	6	0	2	0	7	0	5
04:15	0	7	0	7	0	5	0	6	1	6	0	6
04:30	0	3	0	9	0	6	0	7	1	10	0	7
04:45	0	11	1	13	0	7	0	8	0	11	0	10
05:00	0	12	1	10	1	10	0	10	1	6	1	10
05:15	0	10	2	8	0	8	0	10	0	6	0	8
05:30	0	7	0	15	0	6	1	7	0	9	0	9
05:45	0	10	2	14	0	10	2	6	1	11	1	10
06:00	0	7	1	6	1	16	2	8	4	15	2	10
06:15	0	11	3	6	1	13	2	13	0	7	1	10
06:30	1	11	3	13	1	17	3	6	2	7	2	11
06:45	2	7	0	16	0	12	0	10	3	8	1	11
07:00	1	13	0	6	3	4	1	16	1	8	1	9
07:15	2	7	4	7	6	11	1	10	3	10	3	9
07:30	3	13	1	5	2	8	1	10	3	14	2	10
07:45	1	5	8	6	6	6	1	8	3	5	4	6
08:00	8	13	5	6	5	8	6	7	6	19	6	11
08:15	12	10	2	9	3	7	6	9	8	9	6	9
08:30	1	6	8	3	4	11	8	9	8	10	6	8
08:45	7	6	8	9	8	12	5	5	3	10	6	8
09:00	2	3	5	4	7	6	5	4	6	4	5	4
09:15	5	6	6	7	7	6	7	6	2	6	5	6
09:30	2	7	4	3	3	8	3	4	2	10	3	6
09:45	8	6	8	11	5	5	6	7	1	10	6	8
10:00	6	4	3	5	6	7	9	3	1	3	5	4
10:15	5	4	4	8	5	5	4	6	6	4	5	5
10:30	2	1	4	3	2	1	3	1	4	6	3	2
10:45	6	2	5	3	6	3	7	6	4	6	6	4
11:00	2	1	7	1	1	2	2	4	4	6	3	3
11:15	4	5	4	2	4	1	7	2	8	8	5	4
11:30	5	5	4	0	4	1	2	2	6	5	4	3
11:45	4	0	3	5	8	4	7	4	7	4	6	3
Totals	98	294	111	299	105	318	107	288	109	371	106	314
Day Total	392	410	423	395	480	420						
AM Pct	25.0%	27.1%	24.8%	27.1%	22.7%	25.2%						

AECOM

7:00-8:00 AM	7	13	17	4	10	10
7:15-8:15 AM	14	18	19	9	15	15
7:30-8:30 AM	24	16	16	14	20	18
7:45-8:45 AM	22	23	18	21	25	22
8:00-9:00 AM	28	23	20	25	25	24
4:00-5:00 PM	25	34	24	23	34	28
4:15-5:15 PM	33	39	28	31	33	32.8
4:30-5:30 PM	36	40	31	35	33	35
4:45-5:45 PM	40	46	31	35	32	36.8
5:00-6:00 PM	39	47	34	33	32	37

Client: AECOM
 File Number:
 Route: 10 - Wellesley St
 Location: Between Olmsted Rd & Stanford Ave

Site Ref: 10
 Direction: EB

Count Time	10/10/2022		10/11/2022		10/12/2022		10/13/2022		10/14/2022		Average	
	AM	PM	AM	PM	AM	PM	AM	PM	AM	PM	AM	PM
00:00	5	6	1	4	0	2	1	7	0	8	1	5
00:15	1	5	0	4	2	3	2	5	2	10	1	5
00:30	0	7	0	6	1	9	0	2	1	1	0	5
00:45	0	5	0	7	2	5	4	6	0	4	1	5
01:00	0	6	2	3	0	2	0	1	0	7	0	4
01:15	0	4	0	5	0	4	0	6	1	7	0	5
01:30	1	3	0	5	1	7	0	5	2	5	1	5
01:45	0	4	0	7	1	6	0	4	3	6	1	5
02:00	0	6	0	5	0	4	0	12	0	8	0	7
02:15	0	3	0	10	1	4	1	8	0	4	0	6
02:30	0	6	0	5	0	4	1	3	0	7	0	5
02:45	0	5	0	7	0	5	0	4	0	10	0	6
03:00	1	5	0	5	0	3	1	8	0	12	0	7
03:15	0	10	0	5	0	11	0	1	0	8	0	7
03:30	1	4	0	9	0	5	0	2	0	9	0	6
03:45	0	3	0	5	0	3	0	5	0	10	0	5
04:00	0	7	1	7	0	12	0	6	0	8	0	8
04:15	1	7	0	4	0	4	0	8	0	8	0	6
04:30	0	8	0	10	0	9	1	4	1	13	0	9
04:45	0	11	0	3	0	5	1	8	0	7	0	7
05:00	0	7	1	9	1	8	0	9	2	7	1	8
05:15	1	14	1	15	1	13	4	17	1	8	2	13
05:30	0	13	1	18	0	8	0	6	0	12	0	11
05:45	0	11	1	10	0	19	0	10	0	14	0	13
06:00	2	13	0	8	0	18	2	11	2	10	1	12
06:15	1	14	1	10	0	10	0	13	0	16	0	13
06:30	1	13	1	16	2	8	4	12	1	14	2	13
06:45	1	11	0	12	1	8	4	6	1	21	1	12
07:00	1	11	4	16	2	7	3	11	3	15	3	12
07:15	4	8	2	6	1	9	3	10	1	10	2	9
07:30	2	11	5	9	5	7	8	9	4	8	5	9
07:45	4	4	6	7	10	7	5	6	5	8	6	6
08:00	14	8	11	5	6	9	7	4	6	12	9	8
08:15	0	7	5	5	4	8	5	8	7	6	4	7
08:30	7	9	8	2	10	7	6	1	8	4	8	5
08:45	5	3	5	7	7	12	4	2	8	9	6	7
09:00	7	1	5	9	8	4	4	2	6	4	6	4
09:15	4	1	4	4	4	4	8	6	7	3	5	4
09:30	5	3	3	4	10	4	3	5	6	5	5	4
09:45	5	2	5	3	6	3	6	7	12	7	7	4
10:00	4	3	1	6	3	2	3	3	3	4	3	4
10:15	4	0	3	6	10	3	3	3	4	1	5	3
10:30	5	0	7	2	2	2	5	2	5	2	5	2
10:45	2	0	5	2	4	0	4	1	4	3	4	1
11:00	3	1	6	2	7	2	4	3	3	7	5	3
11:15	4	1	0	0	7	0	4	0	3	4	4	1
11:30	6	5	3	1	7	0	7	2	5	5	6	3
11:45	2	1	1	1	4	3	7	2	11	2	5	2
Totals	104	290	99	311	130	292	125	276	128	373	117	308
Day Total	394	410	422	401	501	426						
AM Pct	26.4%	24.1%	30.8%	31.2%	25.5%	27.5%						

AECOM

7:00-8:00 AM	11	17	18	19	13	16						
7:15-8:15 AM	24	24	22	23	16	22						
7:30-8:30 AM	20	27	25	25	22	24						
7:45-8:45 AM	25	30	30	23	26	27						
8:00-9:00 AM	26	29	27	22	29	27						
4:00-5:00 PM		33	24	30	26	36						29.8
4:15-5:15 PM		33	26	26	29	35						29.8
4:30-5:30 PM		40	37	35	38	35						37
4:45-5:45 PM		45	45	34	40	34						39.6
5:00-6:00 PM		45	52	48	42	41						45.6

Client: AECOM
 File Number:
 Route: 11 - Oberlin St
 Location: Between Olmsted Rd & Stanford Ave

Site Ref: 11
 Direction: WB

Count Time	10/10/2022		10/11/2022		10/12/2022		10/13/2022		10/14/2022		Average	
	AM	PM	AM	PM	AM	PM	AM	PM	AM	PM	AM	PM
00:00	1	0	0	4	1	5	0	3	0	7	0	4
00:15	0	4	0	6	0	3	0	2	2	2	0	3
00:30	0	2	0	4	1	1	1	2	0	4	0	3
00:45	0	6	0	2	0	3	1	4	0	2	0	3
01:00	0	3	0	4	0	8	1	1	0	2	0	4
01:15	1	3	0	1	0	13	0	1	0	3	0	4
01:30	1	1	0	2	0	6	1	1	1	2	1	2
01:45	0	3	0	3	0	3	0	3	0	6	0	4
02:00	0	4	0	7	0	3	0	10	1	5	0	6
02:15	0	3	0	8	0	1	0	4	0	9	0	5
02:30	0	5	0	7	0	2	0	6	0	7	0	5
02:45	0	1	0	3	0	3	0	3	0	4	0	3
03:00	0	1	1	1	0	1	0	4	1	5	0	2
03:15	1	1	0	2	0	6	0	2	0	4	0	3
03:30	0	0	0	2	0	1	0	1	0	4	0	2
03:45	0	4	0	4	0	5	0	3	1	7	0	5
04:00	0	2	0	4	0	1	0	2	0	7	0	3
04:15	0	3	0	1	0	2	0	4	0	3	0	3
04:30	0	3	0	2	0	2	1	1	0	4	0	2
04:45	0	5	0	6	1	2	1	8	2	2	1	5
05:00	0	2	0	4	0	3	1	3	0	12	0	5
05:15	0	5	1	2	1	5	0	6	0	4	0	4
05:30	1	7	2	2	1	5	2	6	1	3	1	5
05:45	0	6	1	7	1	6	0	2	0	1	0	4
06:00	1	4	3	7	2	4	3	4	5	7	3	5
06:15	3	4	1	6	5	5	4	6	1	7	3	6
06:30	3	4	1	4	1	3	1	5	0	13	1	6
06:45	4	10	3	2	3	3	2	8	3	2	3	5
07:00	1	2	1	8	2	7	3	1	2	0	2	4
07:15	2	5	3	4	6	4	5	2	8	8	5	5
07:30	3	2	6	5	5	4	3	2	4	2	4	3
07:45	3	6	17	3	18	1	18	1	24	4	16	3
08:00	3	2	36	3	48	3	33	3	38	2	32	3
08:15	7	2	7	3	5	3	4	1	9	2	6	2
08:30	2	3	10	1	7	1	7	4	5	5	6	3
08:45	8	2	9	0	4	4	9	1	7	2	7	2
09:00	5	2	4	2	1	4	5	1	3	1	4	2
09:15	6	1	5	3	10	2	9	4	7	4	7	3
09:30	7	0	10	5	4	1	3	3	3	4	5	3
09:45	1	1	1	1	1	1	2	3	1	2	1	2
10:00	6	0	1	4	3	1	1	1	2	2	3	2
10:15	2	0	0	0	1	2	2	0	4	0	2	0
10:30	0	0	3	0	0	0	2	1	2	2	1	1
10:45	4	0	4	1	1	0	4	1	6	1	4	1
11:00	4	0	1	0	5	2	3	0	4	1	3	1
11:15	4	0	0	1	4	1	3	1	4	3	3	1
11:30	1	1	4	2	3	1	1	3	3	1	2	2
11:45	1	0	2	2	2	0	2	1	2	1	2	1
Totals	86	125	137	155	147	147	138	139	156	185	133	150
Day Total	211	292	294	277	341	283						
AM Pct	40.8%	46.9%	50.0%	49.8%	45.7%	46.9%						

AECOM

7:00-8:00 AM	9	27	31	29	38	27
7:15-8:15 AM	11	62	77	59	74	57
7:30-8:30 AM	16	66	76	58	75	58
7:45-8:45 AM	15	70	78	62	76	60
8:00-9:00 AM	20	62	64	53	59	52
4:00-5:00 PM	13	13	7	15	16	12.8
4:15-5:15 PM	13	13	9	16	21	14.4
4:30-5:30 PM	15	14	12	18	22	16.2
4:45-5:45 PM	19	14	15	23	21	18.4
5:00-6:00 PM	20	15	19	17	20	18.2

Client: AECOM
 File Number:
 Route: 11 - Oberlin St
 Location: Between Olmsted Rd & Stanford Ave

Site Ref: 11
 Direction: EB

Count Time	10/10/2022		10/11/2022		10/12/2022		10/13/2022		10/14/2022		Average	
	AM	PM	AM	PM	AM	PM	AM	PM	AM	PM	AM	PM
00:00	2	2	0	6	1	4	0	6	0	6	1	5
00:15	0	2	1	4	0	1	0	3	0	3	0	3
00:30	0	7	0	5	1	2	0	2	0	5	0	4
00:45	0	8	0	1	0	1	1	3	0	2	0	3
01:00	0	5	0	7	0	7	1	4	0	4	0	5
01:15	1	2	0	3	0	7	0	5	1	2	0	4
01:30	0	2	0	2	0	6	0	1	0	1	0	2
01:45	0	3	0	2	0	5	2	4	1	3	1	3
02:00	0	2	0	4	1	3	0	5	0	2	0	3
02:15	0	3	0	10	0	1	0	8	0	7	0	6
02:30	0	0	0	3	0	2	0	3	0	2	0	2
02:45	0	3	0	4	0	2	0	5	0	5	0	4
03:00	0	5	0	5	0	3	0	7	0	1	0	4
03:15	0	5	0	5	1	7	0	7	0	7	0	6
03:30	1	2	0	1	0	2	0	0	0	2	0	1
03:45	0	7	0	6	0	8	0	2	0	4	0	5
04:00	0	2	0	3	0	2	0	4	0	2	0	3
04:15	0	5	1	3	0	7	0	5	0	12	0	6
04:30	0	4	0	7	0	5	0	5	0	9	0	6
04:45	0	2	0	5	0	7	0	2	0	4	0	4
05:00	0	4	0	8	0	6	0	5	0	7	0	6
05:15	1	5	0	3	0	4	0	2	0	2	0	3
05:30	0	8	0	4	1	3	0	6	0	7	0	6
05:45	0	9	0	6	0	7	0	7	1	8	0	7
06:00	0	9	1	7	0	6	0	3	1	10	0	7
06:15	1	6	1	4	2	6	2	4	1	6	1	5
06:30	2	1	0	6	1	9	1	4	0	5	1	5
06:45	0	4	0	2	2	7	1	3	1	5	1	4
07:00	2	3	4	2	5	2	3	4	3	4	3	3
07:15	3	4	5	4	6	5	4	3	2	3	4	4
07:30	3	3	4	4	3	4	3	2	3	5	3	4
07:45	2	2	2	3	3	4	4	4	3	2	3	3
08:00	7	4	8	1	5	1	4	2	5	4	6	2
08:15	2	2	6	3	12	4	9	4	6	2	7	3
08:30	10	3	3	1	7	3	5	1	7	5	6	3
08:45	4	3	6	0	3	1	6	3	6	3	5	2
09:00	2	2	6	2	5	2	5	1	4	2	4	2
09:15	1	0	3	0	5	3	8	0	4	3	4	1
09:30	5	1	6	2	3	0	4	2	1	4	4	2
09:45	2	1	2	2	3	2	2	4	3	2	2	2
10:00	4	1	2	2	4	1	2	1	4	0	3	1
10:15	4	1	2	2	1	1	3	1	6	0	3	1
10:30	5	1	1	2	3	2	2	1	4	1	3	1
10:45	3	2	5	0	2	0	2	2	3	3	3	1
11:00	3	1	0	0	0	2	2	1	5	1	2	1
11:15	5	0	4	0	2	1	2	0	2	2	3	1
11:30	4	0	6	0	3	0	2	1	1	3	3	1
11:45	2	0	1	2	6	1	3	0	5	1	3	1
Totals	81	151	80	158	91	169	83	152	83	183	84	163
Day Total	232	238	260	235	266	183	246					
AM Pct	34.9%	33.6%	35.0%	35.3%	31.2%	34.0%						

AECOM												
7:00-8:00 AM	10	15	17	14	11	13						
7:15-8:15 AM	15	19	17	15	13	16						
7:30-8:30 AM	14	20	23	20	17	19						
7:45-8:45 AM	21	19	27	22	21	22						
8:00-9:00 AM	23	23	27	24	24	24						
4:00-5:00 PM		13	18	21	16	27						19
4:15-5:15 PM		15	23	25	17	32						22.4
4:30-5:30 PM		15	23	22	14	22						19.2
4:45-5:45 PM		19	20	20	15	20						18.8
5:00-6:00 PM		26	21	20	20	24						22.2

Client: AECOM
 File Number:
 Route: 12 - Olmsted Rd
 Location: North of Escondido Rd

Site Ref: 12
 Direction: NB

Count Time	10/10/2022		10/11/2022		10/12/2022		10/13/2022		10/14/2022		Average	
	AM	PM	AM	PM	AM	PM	AM	PM	AM	PM	AM	PM
00:00	0	2	0	3	1	5	0	2	0	2	0	3
00:15	0	2	2	0	0	5	0	2	0	0	0	2
00:30	0	0	0	1	0	2	0	1	0	3	0	1
00:45	0	1	0	10	0	4	0	1	0	0	0	3
01:00	0	1	0	2	0	8	1	4	0	1	0	3
01:15	0	1	0	1	0	5	0	3	0	0	0	2
01:30	0	3	0	0	0	9	0	8	0	1	0	4
01:45	0	1	0	4	0	0	0	9	0	6	0	4
02:00	0	2	0	14	0	2	0	11	0	4	0	7
02:15	0	2	1	10	0	1	0	10	0	11	0	7
02:30	0	0	0	1	0	2	0	5	0	4	0	2
02:45	0	3	0	5	0	2	0	5	0	5	0	4
03:00	0	1	0	3	0	2	0	1	0	4	0	2
03:15	0	2	0	4	1	0	0	0	0	2	0	2
03:30	0	0	0	3	0	3	0	0	0	2	0	2
03:45	0	1	0	6	0	4	0	7	0	1	0	4
04:00	0	0	0	3	0	1	0	4	0	2	0	2
04:15	0	3	0	6	0	3	0	1	0	2	0	3
04:30	0	7	0	9	0	4	0	2	0	2	0	5
04:45	0	4	0	4	0	3	0	3	0	3	0	3
05:00	0	5	0	6	0	4	0	3	0	1	0	4
05:15	0	4	0	1	0	1	0	7	0	4	0	3
05:30	0	2	0	6	0	2	0	6	0	5	0	4
05:45	1	5	1	7	1	3	1	4	1	4	1	5
06:00	0	2	0	2	0	4	0	4	0	3	0	3
06:15	1	2	2	1	2	0	2	3	1	3	2	2
06:30	0	4	3	1	2	6	1	2	2	1	2	3
06:45	1	3	0	1	3	2	2	1	1	3	1	2
07:00	2	1	3	1	3	1	3	2	2	0	3	1
07:15	3	2	3	0	1	6	1	2	0	1	2	2
07:30	2	1	6	1	11	0	9	1	9	0	7	1
07:45	1	1	7	1	10	0	3	0	7	1	6	1
08:00	1	2	15	0	14	3	16	0	15	3	12	2
08:15	4	1	7	2	5	0	3	1	3	0	4	1
08:30	5	1	3	2	3	0	3	0	4	0	4	1
08:45	5	0	2	1	5	2	19	1	4	1	7	1
09:00	2	0	1	0	3	1	4	1	4	0	3	0
09:15	3	0	1	1	6	1	4	0	3	3	3	1
09:30	0	1	1	0	0	0	1	1	1	1	1	1
09:45	2	1	0	1	1	1	1	0	0	0	1	1
10:00	0	0	0	0	1	0	1	1	1	0	1	0
10:15	1	2	1	1	1	2	2	0	1	0	1	1
10:30	1	1	1	2	1	1	1	2	0	0	1	1
10:45	2	0	0	0	0	0	4	0	1	0	1	0
11:00	0	0	8	1	5	0	8	2	8	1	6	1
11:15	1	0	4	0	6	0	4	0	7	1	4	0
11:30	2	0	9	0	11	1	5	0	3	0	6	0
11:45	0	0	2	1	4	0	11	1	0	0	3	0
Totals	40	77	83	129	101	106	110	124	78	92	82	106
Day Total	117	212	207	234	170	188						
AM Pct	34.2%	39.2%	48.8%	47.0%	45.9%	43.8%						

AECOM

7:00-8:00 AM	8	19	25	16	18	17
7:15-8:15 AM	7	31	36	29	31	27
7:30-8:30 AM	8	35	40	31	34	30
7:45-8:45 AM	11	32	32	25	29	26
8:00-9:00 AM	15	27	27	41	26	27
4:00-5:00 PM	14	22	11	10	9	13.2
4:15-5:15 PM	19	25	14	9	8	15
4:30-5:30 PM	20	20	12	15	10	15.4
4:45-5:45 PM	15	17	10	19	13	14.8
5:00-6:00 PM	16	20	10	20	14	16

Client: AECOM
 File Number:
 Route: 12 - Olmsted Rd
 Location: North of Escondido Rd

Site Ref: 12
 Direction: SB

Count Time	10/10/2022		10/11/2022		10/12/2022		10/13/2022		10/14/2022		Average	
	AM	PM	AM	PM	AM	PM	AM	PM	AM	PM	AM	PM
00:00	0	0	0	5	0	3	0	5	0	4	0	3
00:15	0	2	0	2	0	2	1	4	1	2	0	2
00:30	0	1	0	4	1	3	0	2	0	1	0	2
00:45	0	3	0	2	0	3	0	4	0	3	0	3
01:00	0	4	0	6	0	5	0	2	0	1	0	4
01:15	0	2	0	1	0	19	0	9	0	2	0	7
01:30	0	1	0	2	0	8	0	4	0	3	0	4
01:45	0	0	0	2	0	4	0	2	0	3	0	2
02:00	0	3	0	9	0	1	0	13	0	7	0	7
02:15	0	6	1	14	0	1	1	12	0	14	0	9
02:30	0	1	0	7	1	5	0	7	0	15	0	7
02:45	0	2	0	7	0	2	0	8	0	6	0	5
03:00	0	1	0	2	0	3	0	1	0	0	0	1
03:15	0	3	0	10	0	5	0	5	1	3	0	5
03:30	0	0	0	6	0	3	0	2	0	4	0	3
03:45	0	3	0	6	0	3	0	3	0	5	0	4
04:00	0	4	0	1	0	6	1	6	0	4	0	4
04:15	0	2	0	6	0	1	0	9	0	5	0	5
04:30	0	6	0	7	0	1	0	1	0	4	0	4
04:45	0	1	0	5	0	9	2	3	0	2	0	4
05:00	0	2	0	6	0	4	0	6	0	7	0	5
05:15	0	3	0	2	0	7	0	3	0	2	0	3
05:30	0	4	0	3	0	3	1	2	0	0	0	2
05:45	0	8	1	5	1	0	0	3	0	5	0	4
06:00	0	6	1	3	1	2	2	7	2	4	1	4
06:15	1	2	0	2	0	2	0	2	0	0	0	2
06:30	1	1	0	2	0	1	0	2	1	3	0	2
06:45	0	1	1	0	1	1	1	2	1	0	1	1
07:00	1	0	0	0	1	1	0	3	0	0	0	1
07:15	2	0	1	1	1	0	2	0	1	2	1	1
07:30	0	1	3	0	7	0	3	0	5	0	4	0
07:45	2	0	13	1	23	0	17	0	22	0	15	0
08:00	4	0	40	0	43	0	36	1	35	0	32	0
08:15	6	0	8	2	5	1	11	0	6	1	7	1
08:30	2	0	9	1	6	2	6	1	6	0	6	1
08:45	4	0	9	0	8	0	7	0	3	0	6	0
09:00	2	0	3	0	6	2	14	0	4	0	6	0
09:15	6	0	8	0	10	3	17	0	2	0	9	1
09:30	5	0	7	0	4	0	4	0	2	2	4	0
09:45	3	1	3	0	1	0	4	0	3	0	3	0
10:00	4	0	3	0	4	2	1	0	4	1	3	1
10:15	4	1	0	0	5	0	5	0	3	2	3	1
10:30	0	1	1	0	1	0	1	1	4	0	1	0
10:45	4	0	4	0	0	0	3	1	3	0	3	0
11:00	1	1	5	0	5	0	2	0	6	0	4	0
11:15	1	0	2	0	7	1	4	1	5	0	4	0
11:30	2	1	4	0	4	0	2	1	1	1	3	1
11:45	2	0	10	1	9	0	6	0	9	0	7	0
Totals	57	78	137	133	155	119	154	139	130	118	127	117
Day Total	135	270	274	293	248	244						
AM Pct	42.2%	50.7%	56.6%	52.6%	52.4%	51.9%						

AECOM

7:00-8:00 AM	5	17	32	22	28	21
7:15-8:15 AM	8	57	74	58	63	52
7:30-8:30 AM	12	64	78	67	68	58
7:45-8:45 AM	14	70	77	70	69	60
8:00-9:00 AM	16	66	62	60	50	51
4:00-5:00 PM	13	19	17	19	15	16.6
4:15-5:15 PM	11	24	15	19	18	17.4
4:30-5:30 PM	12	20	21	13	15	16.2
4:45-5:45 PM	10	16	23	14	11	14.8
5:00-6:00 PM	17	16	14	14	14	15

Client: AECOM
 File Number:
 Route: 13 - Bowdoin St
 Location: Between Stanford Ave & Pine Hill Rd

Site Ref: 13
 Direction: WB

Count Date	10/10/2022		10/11/2022		10/12/2022		10/13/2022		10/14/2022		Average	
	AM	PM	AM	PM	AM	PM	AM	PM	AM	PM	AM	PM
00:00	11	42	2	55	6	57	1	53	6	52	5	52
00:15	8	49	3	49	4	37	4	41	10	58	6	47
00:30	4	35	1	44	1	52	3	39	4	53	3	45
00:45	4	53	2	49	1	42	4	40	5	62	3	49
01:00	0	44	1	42	2	54	1	46	1	54	1	48
01:15	3	39	2	38	0	40	1	37	3	43	2	39
01:30	1	39	1	31	2	47	1	33	4	48	2	40
01:45	0	35	1	43	1	43	0	44	1	56	1	44
02:00	1	31	0	35	1	39	2	55	2	45	1	41
02:15	0	37	1	33	0	33	1	39	1	45	1	37
02:30	0	35	2	47	4	34	2	54	3	51	2	44
02:45	0	34	1	38	1	42	1	48	0	41	1	41
03:00	1	34	1	41	1	45	0	39	1	44	1	41
03:15	2	48	0	37	1	52	0	46	1	49	1	46
03:30	3	39	3	49	3	44	2	41	5	58	3	46
03:45	4	34	2	51	0	61	1	45	4	66	2	51
04:00	0	40	2	53	0	51	3	51	3	42	2	47
04:15	3	32	5	48	5	59	3	60	4	66	4	53
04:30	4	40	5	59	4	49	5	63	5	68	5	56
04:45	5	40	5	58	12	49	9	68	7	59	8	55
05:00	11	57	16	54	14	50	9	78	16	62	13	60
05:15	10	48	14	54	8	54	11	69	12	77	11	60
05:30	25	56	31	64	36	65	29	73	25	72	29	66
05:45	60	57	52	50	58	53	53	77	55	74	56	62
06:00	34	53	42	53	39	57	37	55	37	62	38	56
06:15	49	33	45	53	49	50	48	63	30	45	44	49
06:30	39	28	43	41	39	49	43	64	36	45	40	45
06:45	43	53	47	47	49	32	52	53	45	52	47	47
07:00	37	52	48	26	61	41	56	38	59	46	52	41
07:15	67	41	61	36	65	33	65	45	44	39	60	39
07:30	77	23	82	35	73	36	87	55	55	33	75	36
07:45	77	29	102	43	110	38	104	32	97	33	98	35
08:00	72	28	102	22	113	44	97	35	93	44	95	35
08:15	84	34	97	26	113	26	103	27	82	27	96	28
08:30	80	22	108	24	99	39	99	24	84	34	94	29
08:45	89	20	106	28	105	18	90	28	89	39	96	27
09:00	74	16	100	21	102	22	91	17	68	21	87	19
09:15	76	23	99	19	99	25	94	26	57	26	85	24
09:30	61	11	72	17	82	14	63	22	52	20	66	17
09:45	59	14	64	20	61	20	47	22	72	26	61	20
10:00	44	14	58	20	52	9	44	14	41	17	48	15
10:15	36	15	56	8	58	9	59	14	49	16	52	12
10:30	41	18	45	9	56	8	48	11	58	22	50	14
10:45	52	6	70	9	51	8	72	14	59	21	61	12
11:00	35	8	44	3	43	5	49	5	50	25	44	9
11:15	46	5	49	8	51	6	49	4	51	15	49	8
11:30	32	5	40	6	42	3	55	7	39	14	42	7
11:45	46	4	56	3	62	8	57	5	64	11	57	6
Totals	1510	1553	1789	1699	1839	1752	1755	1919	1589	2078	1696	1800
Day Total	3063	3488	3591	3674	3667	3497						
AM Pct	49.3%	51.3%	51.2%	47.8%	43.3%	48.5%						

AECOM												
7:00-8:00 AM	258		293		309		312		255		285	
7:15-8:15 AM	293		347		361		353		289		329	
7:30-8:30 AM	310		383		409		391		327		364	
7:45-8:45 AM	313		409		435		403		356		383	
8:00-9:00 AM	325		413		430		389		348		381	
4:00-5:00 PM		152		218		208		242		235		211
4:15-5:15 PM		169		219		207		269		255		223.8
4:30-5:30 PM		185		225		202		278		266		231.2
4:45-5:45 PM		201		230		218		288		270		241.4
5:00-6:00 PM		218		222		222		297		285		248.8

Client: AECOM
 File Number:
 Route: 13 - Bowdoin St
 Location: Between Stanford Ave & Pine Hill Rd

Site Ref: 13
 Direction: EB

Count Date	10/10/2022		10/11/2022		10/12/2022		10/13/2022		10/14/2022		Average	
	AM	PM	AM	PM	AM	PM	AM	PM	AM	PM	AM	PM
00:00	7	33	2	46	9	38	4	46	10	41	6	41
00:15	5	34	6	39	4	45	2	35	2	38	4	38
00:30	7	36	7	37	5	42	4	25	10	48	7	38
00:45	1	42	2	46	1	46	3	50	9	45	3	46
01:00	1	34	2	37	2	51	1	37	4	39	2	40
01:15	0	38	4	41	0	29	4	42	3	48	2	40
01:30	2	34	0	58	1	41	1	44	2	62	1	48
01:45	0	42	1	53	1	41	1	47	2	65	1	50
02:00	1	43	0	52	3	54	1	53	2	41	1	49
02:15	1	50	3	71	3	56	4	59	6	72	3	62
02:30	1	89	4	85	3	91	3	95	4	86	3	89
02:45	3	54	3	64	4	67	3	72	2	60	3	63
03:00	1	63	3	50	1	69	0	60	1	80	1	64
03:15	1	69	0	98	0	93	1	77	1	74	1	82
03:30	0	51	0	83	1	104	0	75	0	82	0	79
03:45	1	52	1	64	0	67	1	70	3	87	1	68
04:00	0	74	1	95	1	93	2	83	1	77	1	84
04:15	0	69	1	99	0	93	1	117	0	81	0	92
04:30	2	68	0	115	0	98	0	76	0	86	0	89
04:45	0	83	1	89	0	89	0	105	2	95	1	92
05:00	1	110	2	112	5	105	2	107	0	101	2	107
05:15	4	93	2	99	2	113	1	136	2	111	2	110
05:30	0	98	2	106	2	115	1	127	5	131	2	115
05:45	1	71	5	85	2	110	7	94	0	95	3	91
06:00	3	73	9	101	3	110	4	108	5	122	5	103
06:15	4	71	10	107	5	93	5	93	5	115	6	96
06:30	10	49	16	73	12	75	13	82	5	81	11	72
06:45	10	62	14	69	13	71	12	58	11	56	12	63
07:00	12	50	15	55	21	54	12	62	21	71	16	58
07:15	17	41	16	69	24	62	18	54	10	73	17	60
07:30	12	47	24	71	27	60	30	65	23	56	23	60
07:45	29	38	36	49	35	62	34	63	19	41	31	51
08:00	26	39	36	45	23	53	43	42	38	41	33	44
08:15	24	34	37	39	33	48	31	46	40	68	33	47
08:30	25	26	41	32	39	38	42	42	30	54	35	38
08:45	32	28	38	18	39	18	50	33	39	31	40	26
09:00	25	24	35	32	30	40	27	46	30	34	29	35
09:15	29	23	30	26	25	18	41	60	27	24	30	30
09:30	23	24	26	29	31	23	28	51	23	28	26	31
09:45	33	27	21	16	29	15	28	22	33	22	29	20
10:00	26	20	31	10	21	16	20	24	35	16	27	17
10:15	18	17	27	9	20	10	25	8	24	17	23	12
10:30	30	6	21	7	31	12	24	7	32	12	28	9
10:45	31	10	24	16	35	5	38	18	26	11	31	12
11:00	27	7	28	7	29	9	34	9	37	18	31	10
11:15	31	5	25	12	32	8	27	3	33	16	30	9
11:30	24	4	48	5	32	11	35	11	48	12	37	9
11:45	35	5	22	9	27	7	37	6	38	10	32	7
Totals	576	2160	682	2630	666	2668	705	2745	703	2774	666	2595
Day Total	2736		3312		3334		3450		3477		3262	
AM Pct	21.1%		20.6%		20.0%		20.4%		20.2%		20.4%	

AECOM

7:00-8:00 AM	70	91	107	94	73	87
7:15-8:15 AM	84	112	109	125	90	104
7:30-8:30 AM	91	133	118	138	120	120
7:45-8:45 AM	104	150	130	150	127	132
8:00-9:00 AM	107	152	134	166	147	141
4:00-5:00 PM	294	398	373	381	339	357
4:15-5:15 PM	330	415	385	405	363	379.6
4:30-5:30 PM	354	415	405	424	393	398.2
4:45-5:45 PM	384	406	422	475	438	425
5:00-6:00 PM	372	402	443	464	438	423.8

Client: AECOM
 File Number:
 Route: 14 - Raimundo Way
 Location: Between Stanford Ave & Pine Hill Rd

Site Ref: 14
 Direction: WB

Count Date	10/10/2022		10/11/2022		10/12/2022		10/13/2022		10/14/2022		Average	
	AM	PM	AM	PM	AM	PM	AM	PM	AM	PM	AM	PM
00:00	2	12	1	6	0	13	2	12	0	10	1	11
00:15	1	11	0	17	0	15	1	8	1	6	1	11
00:30	0	8	0	10	1	16	0	10	0	16	0	12
00:45	0	11	0	5	0	10	0	8	0	10	0	9
01:00	0	8	0	10	0	11	0	10	0	9	0	10
01:15	0	13	0	8	1	21	0	5	0	7	0	11
01:30	0	13	0	7	0	19	0	12	1	10	0	12
01:45	0	9	0	13	0	14	0	18	0	17	0	14
02:00	0	10	0	5	0	5	0	12	0	9	0	8
02:15	0	10	0	10	0	10	0	5	0	13	0	10
02:30	0	10	0	16	0	8	0	18	0	11	0	13
02:45	0	10	0	5	0	16	0	6	0	8	0	9
03:00	0	12	0	9	1	12	0	14	0	13	0	12
03:15	0	9	0	10	0	9	0	11	0	9	0	10
03:30	0	12	0	16	0	7	0	14	0	11	0	12
03:45	0	10	0	19	0	13	0	11	0	18	0	14
04:00	0	9	0	13	0	20	1	8	0	15	0	13
04:15	0	12	0	13	0	11	0	19	0	6	0	12
04:30	0	9	0	14	0	8	0	10	0	6	0	9
04:45	0	11	1	13	0	5	1	11	0	7	0	9
05:00	0	8	0	13	0	14	0	13	0	11	0	12
05:15	2	15	0	10	0	13	0	14	0	13	0	13
05:30	1	12	1	12	1	16	1	12	0	27	1	16
05:45	0	10	2	15	3	21	1	15	1	9	1	14
06:00	3	10	0	8	2	13	0	16	3	14	2	12
06:15	2	10	5	18	5	11	4	14	4	13	4	13
06:30	4	6	4	8	5	13	6	19	4	7	5	11
06:45	5	9	5	9	2	5	6	20	6	10	5	11
07:00	3	8	5	11	5	10	4	10	3	9	4	10
07:15	4	10	7	7	17	6	3	11	6	12	7	9
07:30	6	11	10	13	10	7	8	14	10	5	9	10
07:45	16	5	15	5	11	6	14	6	11	7	13	6
08:00	13	6	20	2	19	9	15	3	25	3	18	5
08:15	11	7	8	2	15	7	13	9	10	7	11	6
08:30	17	12	14	6	14	8	23	9	13	3	16	8
08:45	7	6	16	6	19	3	14	6	19	8	15	6
09:00	11	6	18	5	20	4	23	5	17	4	18	5
09:15	12	2	13	2	13	3	15	3	16	4	14	3
09:30	12	3	14	4	15	3	10	10	13	4	13	5
09:45	13	3	16	0	13	0	5	9	13	2	12	3
10:00	7	0	14	1	10	6	11	5	12	2	11	3
10:15	11	1	12	1	10	1	12	2	8	2	11	1
10:30	3	1	10	1	9	6	8	0	7	0	7	2
10:45	11	1	7	0	13	0	10	0	12	4	11	1
11:00	7	1	8	2	7	0	11	1	20	0	11	1
11:15	9	1	9	0	9	0	7	2	8	2	8	1
11:30	14	1	14	1	11	3	9	1	16	0	13	1
11:45	13	0	12	1	15	0	11	2	10	0	12	1
Totals	220	374	261	382	276	431	249	453	269	393	255	407
Day Total	594		643		707		702		662		662	
AM Pct	37.0%		40.6%		39.0%		35.5%		40.6%		38.5%	

AECOM

7:00-8:00 AM	29	37	43	29	30	34
7:15-8:15 AM	39	52	57	40	52	48
7:30-8:30 AM	46	53	55	50	56	52
7:45-8:45 AM	57	57	59	65	59	59
8:00-9:00 AM	48	58	67	65	67	61
4:00-5:00 PM	41	53	44	48	34	44
4:15-5:15 PM	40	53	38	53	30	42.8
4:30-5:30 PM	43	50	40	48	37	43.6
4:45-5:45 PM	46	48	48	50	58	50
5:00-6:00 PM	45	50	64	54	60	54.6

Client: AECOM
 File Number:
 Route: 14 - Raimundo Way
 Location: Between Stanford Ave & Pine Hill Rd

Site Ref: 14
 Direction: EB

Count Date	10/10/2022		10/11/2022		10/12/2022		10/13/2022		10/14/2022		Average	
	AM	PM	AM	PM	AM	PM	AM	PM	AM	PM	AM	PM
00:00	0	14	1	17	0	14	0	14	1	16	0	15
00:15	0	14	0	8	0	11	0	13	1	10	0	11
00:30	0	9	0	14	0	10	0	10	1	11	0	11
00:45	0	10	0	8	1	12	0	13	0	12	0	11
01:00	0	8	1	12	0	10	0	16	0	8	0	11
01:15	0	10	0	7	0	12	0	6	0	12	0	9
01:30	0	11	0	7	0	11	0	13	0	11	0	11
01:45	0	17	0	17	0	13	0	8	1	7	0	12
02:00	0	12	0	9	0	9	0	14	0	14	0	12
02:15	0	14	0	15	0	16	1	10	1	20	0	15
02:30	2	9	3	11	3	10	2	14	2	15	2	12
02:45	0	10	0	9	0	16	0	13	0	13	0	12
03:00	0	15	0	15	0	16	0	16	0	16	0	16
03:15	0	12	0	18	0	13	0	15	0	27	0	17
03:30	1	16	1	14	0	13	0	21	0	17	0	16
03:45	0	14	0	15	0	14	0	26	0	19	0	18
04:00	0	17	0	19	0	21	1	16	0	15	0	18
04:15	0	14	0	15	0	22	0	26	0	19	0	19
04:30	0	12	0	22	0	18	1	13	0	9	0	15
04:45	0	17	0	12	0	15	0	17	0	16	0	15
05:00	0	20	0	16	0	18	1	16	1	10	0	16
05:15	1	15	0	17	0	13	0	17	0	18	0	16
05:30	1	11	0	18	0	22	0	22	0	11	0	17
05:45	1	14	0	23	3	24	1	7	0	13	1	16
06:00	1	18	1	14	0	11	1	18	0	18	1	16
06:15	0	12	2	11	1	9	1	17	3	15	1	13
06:30	2	11	1	8	5	18	1	16	1	6	2	12
06:45	3	12	3	6	2	8	2	16	3	10	3	10
07:00	4	12	4	14	9	8	4	5	3	11	5	10
07:15	6	8	7	8	5	7	4	10	4	14	5	9
07:30	9	3	10	5	13	7	7	5	11	4	10	5
07:45	6	7	22	3	24	7	20	10	23	3	19	6
08:00	12	10	11	1	14	1	13	8	19	4	14	5
08:15	5	4	5	3	10	6	9	3	4	5	7	4
08:30	13	6	16	2	19	8	17	4	15	8	16	6
08:45	8	6	13	9	15	9	18	6	20	4	15	7
09:00	7	5	8	0	13	4	11	12	10	2	10	5
09:15	10	2	12	2	10	2	15	11	5	5	10	4
09:30	12	0	14	4	8	3	18	12	13	4	13	5
09:45	14	4	25	3	12	1	13	7	17	0	16	3
10:00	13	1	7	0	6	2	10	6	9	6	9	3
10:15	7	1	11	2	15	1	10	2	9	0	10	1
10:30	17	1	10	2	12	2	8	3	9	4	11	2
10:45	7	2	17	0	14	1	8	0	14	2	12	1
11:00	8	0	8	1	12	1	9	1	11	1	10	1
11:15	13	1	9	0	14	0	7	0	13	1	11	0
11:30	16	1	17	0	15	1	12	0	22	1	16	1
11:45	10	0	12	0	14	1	11	0	20	3	13	1
Totals	209	442	251	436	269	471	236	528	266	470	246	469
Day Total	651		687		740		764		736		716	
AM Pct	32.1%		36.5%		36.4%		30.9%		36.1%		34.4%	

AECOM												
7:00-8:00 AM	25		43		51		35		41		39	
7:15-8:15 AM	33		50		56		44		57		48	
7:30-8:30 AM	32		48		61		49		57		49	
7:45-8:45 AM	36		54		67		59		61		55	
8:00-9:00 AM	38		45		58		57		58		51	
4:00-5:00 PM		60		68		76		72		59		67
4:15-5:15 PM		63		65		73		72		54		65.4
4:30-5:30 PM		64		67		64		63		53		62.2
4:45-5:45 PM		63		63		68		72		55		64.2
5:00-6:00 PM		60		74		77		62		52		65

Client: AECOM
 File Number:
 Route: 15 - Santa Maria Ave
 Location: Between Junipero Serra Blvd & Gerona Rd

Site Ref: 15
 Direction: NB

Count Time	10/10/2022		10/11/2022		10/12/2022		10/13/2022		10/14/2022		Average	
	AM	PM	AM	PM	AM	PM	AM	PM	AM	PM	AM	PM
00:00	1	2	1	1	0	2	0	0	0	0	0	1
00:15	0	3	0	1	1	3	0	2	0	3	0	2
00:30	0	4	0	8	0	2	0	3	0	2	0	4
00:45	0	1	0	2	0	3	1	3	0	4	0	3
01:00	0	2	0	3	0	2	0	4	0	4	0	3
01:15	0	4	0	5	0	4	0	3	0	6	0	4
01:30	0	3	0	2	0	5	0	2	0	4	0	3
01:45	0	3	0	1	0	1	0	1	0	1	0	1
02:00	0	1	0	2	0	3	0	1	0	3	0	2
02:15	0	4	0	2	0	1	0	4	0	3	0	3
02:30	0	3	0	3	0	2	0	3	0	4	0	3
02:45	1	2	0	0	0	2	0	0	0	2	0	1
03:00	0	1	0	1	0	1	0	2	0	4	0	2
03:15	0	1	0	1	0	4	0	2	1	1	0	2
03:30	0	1	0	2	0	4	0	2	0	2	0	2
03:45	0	1	0	3	0	1	0	2	0	3	0	2
04:00	0	1	0	2	0	3	0	5	0	1	0	2
04:15	0	2	0	2	0	2	1	2	0	1	0	2
04:30	0	2	0	2	0	0	0	1	0	1	0	1
04:45	0	1	0	2	0	4	0	0	0	3	0	2
05:00	0	1	0	2	0	1	0	0	1	1	0	1
05:15	0	3	0	2	0	1	0	3	0	2	0	2
05:30	1	1	0	1	0	1	0	4	1	4	0	2
05:45	0	4	0	1	1	2	1	6	1	1	1	3
06:00	0	2	0	1	0	2	0	1	0	0	0	1
06:15	0	2	0	5	0	0	0	5	0	2	0	3
06:30	0	1	0	2	1	0	0	1	0	1	0	1
06:45	2	2	3	0	4	1	4	5	3	0	3	2
07:00	5	1	4	2	1	4	3	2	4	1	3	2
07:15	6	1	10	1	8	1	6	1	5	4	7	2
07:30	2	2	4	1	5	0	6	0	5	4	4	1
07:45	2	2	8	1	5	0	5	1	8	3	6	1
08:00	3	1	5	1	6	3	6	2	3	2	5	2
08:15	0	1	8	2	8	0	5	2	5	3	5	2
08:30	4	0	5	1	4	2	5	2	2	3	4	2
08:45	4	1	0	0	3	2	4	3	5	1	3	1
09:00	2	0	3	0	4	0	4	0	1	2	3	0
09:15	3	0	5	2	4	0	2	2	4	0	4	1
09:30	4	0	5	0	2	0	1	0	7	0	4	0
09:45	4	1	10	0	3	0	1	0	5	1	5	0
10:00	5	0	13	0	6	0	2	1	3	0	6	0
10:15	2	0	4	0	4	0	2	0	3	4	3	1
10:30	2	0	5	0	4	0	5	3	7	2	5	1
10:45	2	1	5	2	2	2	4	0	4	4	3	2
11:00	2	0	1	0	3	1	1	0	4	0	2	0
11:15	1	0	2	0	3	1	3	0	1	1	2	0
11:30	6	0	2	0	3	0	2	0	5	2	4	0
11:45	2	0	3	0	0	0	4	0	2	1	2	0
Totals	66	69	106	72	85	73	78	86	90	101	85	80
Day Total	135	178	158	164	191	165						
AM Pct	48.9%	59.6%	53.8%	47.6%	47.1%	51.5%						

AECOM						
7:00-8:00 AM	15	26	19	20	22	20
7:15-8:15 AM	13	27	24	23	21	22
7:30-8:30 AM	7	25	24	22	21	20
7:45-8:45 AM	9	26	23	21	18	19
8:00-9:00 AM	11	18	21	20	15	17
4:00-5:00 PM	6	8	9	8	6	7.4
4:15-5:15 PM	6	8	7	3	6	6
4:30-5:30 PM	7	8	6	4	7	6.4
4:45-5:45 PM	6	7	7	7	10	7.4
5:00-6:00 PM	9	6	5	13	8	8.2

Client: AECOM
 File Number:
 Route: 15 - Santa Maria Ave
 Location: Between Junipero Serra Blvd & Gerona Rd

Site Ref: 15
 Direction: SB

Count Date	10/10/2022		10/11/2022		10/12/2022		10/13/2022		10/14/2022		Average	
Count Time	AM	PM	AM	PM	AM	PM	AM	PM	AM	PM	AM	PM
00:00	1	0	0	4	0	3	0	2	0	4	0	3
00:15	0	2	0	6	0	6	0	0	0	2	0	3
00:30	0	3	0	0	0	1	0	2	0	0	0	1
00:45	0	0	0	2	0	0	0	3	1	1	0	1
01:00	0	1	0	0	0	2	0	2	0	3	0	2
01:15	0	1	0	2	0	1	0	1	0	5	0	2
01:30	0	0	0	3	0	1	0	0	0	1	0	1
01:45	0	2	0	2	0	0	0	3	0	1	0	2
02:00	0	1	0	1	0	3	0	4	0	2	0	2
02:15	0	4	0	2	0	1	0	1	0	0	0	2
02:30	0	1	0	1	0	1	0	3	0	0	0	1
02:45	0	1	0	0	0	3	0	1	0	4	0	2
03:00	0	5	0	3	0	3	0	0	0	4	0	3
03:15	0	1	0	1	0	4	0	0	0	2	0	2
03:30	0	3	0	2	0	6	0	0	1	2	0	3
03:45	0	3	0	2	0	3	0	1	0	2	0	2
04:00	0	0	0	5	0	2	0	5	0	0	0	2
04:15	0	2	0	2	0	2	0	3	0	2	0	2
04:30	0	1	0	0	0	3	0	4	0	1	0	2
04:45	0	0	3	1	0	0	0	4	1	0	1	1
05:00	0	2	0	3	0	1	1	3	0	1	0	2
05:15	2	1	0	2	0	2	0	3	0	0	0	2
05:30	0	1	0	4	0	0	0	2	0	2	0	2
05:45	0	0	0	1	0	1	0	3	1	2	0	1
06:00	0	0	0	0	0	3	0	6	0	2	0	2
06:15	0	0	0	2	0	2	0	3	0	1	0	2
06:30	0	0	0	1	0	0	0	0	0	0	0	0
06:45	1	1	1	0	1	0	1	0	1	0	1	0
07:00	0	1	0	3	0	0	1	0	1	0	0	1
07:15	0	0	1	2	0	3	3	0	3	2	1	1
07:30	1	1	0	0	0	0	0	0	1	0	0	0
07:45	2	1	2	0	2	0	0	1	0	1	1	1
08:00	0	1	0	2	1	0	0	0	0	0	0	1
08:15	2	1	3	0	2	1	0	0	1	0	2	0
08:30	0	0	1	0	0	1	2	0	0	1	1	0
08:45	2	0	0	0	2	1	0	0	2	0	1	0
09:00	3	1	2	0	2	1	0	3	1	2	2	1
09:15	0	0	1	0	1	0	1	1	3	0	1	0
09:30	1	0	1	0	2	0	3	0	3	0	2	0
09:45	2	0	0	0	0	0	0	0	3	4	1	1
10:00	2	0	0	0	2	1	1	1	1	0	1	0
10:15	0	0	2	0	2	0	2	0	2	1	2	0
10:30	1	0	0	0	3	1	1	0	4	0	2	0
10:45	0	0	0	0	2	0	1	0	2	1	1	0
11:00	2	0	0	0	2	0	2	0	1	1	1	0
11:15	2	0	2	0	0	1	1	1	3	0	2	0
11:30	0	0	2	0	3	0	1	0	0	0	1	0
11:45	1	0	4	0	1	0	3	0	2	1	2	0
Totals	25	42	25	59	28	64	24	66	38	58	28	58
Day Total	67	84	92	90	96	86						
AM Pct	37.3%	29.8%	30.4%	26.7%	39.6%	32.6%						

AECOM

7:00-8:00 AM	3	3	2	4	5	3
7:15-8:15 AM	3	3	3	3	4	3
7:30-8:30 AM	5	5	5	0	2	3
7:45-8:45 AM	4	6	5	2	1	4
8:00-9:00 AM	4	4	5	2	3	4
4:00-5:00 PM	3	8	7	16	3	7.4
4:15-5:15 PM	5	6	6	14	4	7
4:30-5:30 PM	4	6	6	14	2	6.4
4:45-5:45 PM	4	10	3	12	3	6.4
5:00-6:00 PM	4	10	4	11	5	6.8

Client: AECOM
 File Number:
 Route: 16 - Campus Dr
 Location: Between Junipero Serra Blvd & Gerona Rd

Site Ref: 16
 Direction: WB

Count Date	10/10/2022		10/11/2022		10/12/2022		10/13/2022		10/14/2022		Average	
	AM	PM	AM	PM	AM	PM	AM	PM	AM	PM	AM	PM
00:00	14	33	3	37	1	0	7	36	14	39	8	29
00:15	7	44	3	37	5	0	4	42	5	37	5	32
00:30	7	34	4	40	2	0	8	27	5	38	5	28
00:45	5	38	1	29	2	0	4	37	10	45	4	30
01:00	3	50	1	20	1	0	4	39	2	60	2	34
01:15	1	34	3	44	2	0	1	43	2	65	2	37
01:30	1	44	4	33	1	0	2	36	3	56	2	34
01:45	1	32	1	34	1	0	2	54	5	52	2	34
02:00	1	42	1	50	1	0	2	47	0	52	1	38
02:15	5	37	2	38	4	0	3	42	4	51	4	34
02:30	0	40	3	63	2	0	0	52	2	73	1	46
02:45	0	43	0	49	0	0	1	41	1	70	0	41
03:00	2	53	2	66	0	0	1	67	1	83	1	54
03:15	9	36	2	53	1	78	2	48	2	64	3	56
03:30	9	48	1	41	0	91	0	44	1	69	2	59
03:45	2	43	0	74	1	67	0	49	1	56	1	58
04:00	0	62	0	80	2	71	3	85	0	79	1	75
04:15	0	50	1	61	0	75	1	70	4	83	1	68
04:30	0	66	0	76	0	85	1	87	1	89	0	81
04:45	1	53	2	77	1	74	3	85	2	79	2	74
05:00	0	68	3	89	4	89	1	68	1	86	2	80
05:15	1	69	3	70	2	88	1	78	2	78	2	77
05:30	2	85	3	70	3	77	4	76	3	84	3	78
05:45	3	54	2	89	5	81	4	66	0	86	3	75
06:00	4	61	4	88	4	61	3	69	5	81	4	72
06:15	3	57	7	90	9	84	7	79	8	81	7	78
06:30	4	43	10	79	9	65	11	95	13	83	9	73
06:45	15	45	16	69	9	60	12	66	9	49	12	58
07:00	11	44	14	55	18	51	14	59	11	60	14	54
07:15	8	42	20	57	14	51	21	48	8	70	14	54
07:30	15	51	20	43	38	35	21	80	20	62	23	54
07:45	15	27	24	39	23	49	31	37	22	39	23	38
08:00	17	38	23	31	32	51	26	27	29	44	25	38
08:15	28	28	29	29	29	39	40	45	19	52	29	39
08:30	30	26	32	37	35	26	35	61	42	36	35	37
08:45	29	17	37	23	41	16	33	36	27	29	33	24
09:00	20	23	15	23	39	32	50	45	30	44	31	33
09:15	26	25	35	25	30	30	44	52	37	41	34	35
09:30	31	38	38	28	35	32	36	43	28	47	34	38
09:45	42	52	38	16	32	20	33	29	44	41	38	32
10:00	23	16	27	29	30	22	21	19	32	29	27	23
10:15	33	27	33	11	28	15	27	21	36	16	31	18
10:30	29	6	28	15	28	10	22	15	33	20	28	13
10:45	25	14	22	8	33	15	32	10	39	16	30	13
11:00	42	6	30	11	34	10	31	9	37	18	35	11
11:15	40	6	39	5	32	16	34	17	27	8	34	10
11:30	35	6	33	9	36	7	35	10	35	15	35	9
11:45	28	2	48	6	7	15	34	10	52	21	34	11
Totals	627	1858	667	2146	666	1688	712	2301	714	2576	677	2114
Day Total	2485		2813		2354		3013		3290		2791	
AM Pct	25.2%		23.7%		28.3%		23.6%		21.7%		24.3%	

AECOM												
7:00-8:00 AM	49		78		93		87		61		74	
7:15-8:15 AM	55		87		107		99		79		85	
7:30-8:30 AM	75		96		122		118		90		100	
7:45-8:45 AM	90		108		119		132		112		112	
8:00-9:00 AM	104		121		137		134		117		123	
4:00-5:00 PM		231		294		305		327		330		297.4
4:15-5:15 PM		237		303		323		310		337		302
4:30-5:30 PM		256		312		336		318		332		310.8
4:45-5:45 PM		275		306		328		307		327		308.6
5:00-6:00 PM		276		318		335		288		334		310.2

Client: AECOM
 File Number:
 Route: 16 - Campus Dr
 Location: Between Junipero Serra Blvd & Gerona Rd

Site Ref: 16
 Direction: EB

Count Date	10/10/2022		10/11/2022		10/12/2022		10/13/2022		10/14/2022		Average	
	AM	PM	AM	PM	AM	PM	AM	PM	AM	PM	AM	PM
00:00	4	28	4	37	1	0	6	30	12	34	5	26
00:15	4	46	1	46	2	0	8	50	10	47	5	38
00:30	7	47	4	40	1	0	2	33	11	27	5	29
00:45	5	35	2	37	1	0	1	41	4	35	3	30
01:00	3	29	2	27	3	0	2	26	1	44	2	25
01:15	2	37	2	22	2	0	2	34	1	41	2	27
01:30	1	34	1	29	1	0	1	33	1	47	1	29
01:45	0	31	1	27	1	0	3	35	0	42	1	27
02:00	1	30	0	38	0	0	1	31	1	35	1	27
02:15	1	40	0	30	2	0	2	30	2	22	1	24
02:30	0	31	0	40	1	0	0	41	0	40	0	30
02:45	1	34	0	31	1	0	1	47	0	41	1	31
03:00	2	30	0	32	0	0	2	29	0	50	1	28
03:15	0	37	0	29	0	35	1	44	1	45	0	38
03:30	1	34	0	44	0	48	0	40	0	47	0	43
03:45	0	37	2	43	2	44	1	39	2	41	1	41
04:00	0	31	0	39	0	42	0	32	1	45	0	38
04:15	0	33	1	45	0	39	1	47	0	40	0	41
04:30	0	38	3	22	0	35	1	40	1	49	1	37
04:45	4	43	2	38	4	31	4	52	5	49	4	43
05:00	2	43	5	49	4	48	2	59	1	43	3	48
05:15	4	43	5	50	7	52	4	48	6	57	5	50
05:30	7	42	16	33	12	47	10	66	6	54	10	48
05:45	15	32	14	52	22	46	19	60	24	68	19	52
06:00	8	30	16	40	15	48	6	41	10	70	11	46
06:15	7	39	5	49	14	41	14	53	10	49	10	46
06:30	23	29	25	41	24	25	28	43	25	45	25	37
06:45	21	33	14	36	23	41	21	38	20	40	20	38
07:00	22	35	31	35	33	35	28	28	25	31	28	33
07:15	22	28	33	31	45	36	37	46	37	36	35	35
07:30	36	23	34	19	39	20	46	13	41	32	39	21
07:45	67	18	64	30	67	19	57	34	48	31	61	26
08:00	64	18	70	32	69	26	61	25	61	33	65	27
08:15	64	14	67	25	74	12	77	19	60	29	68	20
08:30	53	22	99	26	98	22	80	22	77	13	81	21
08:45	64	16	82	17	93	20	94	24	68	20	80	19
09:00	62	16	88	25	78	14	67	16	68	19	73	18
09:15	52	14	72	18	79	17	63	25	58	27	65	20
09:30	47	17	63	16	71	10	65	28	42	28	58	20
09:45	53	5	60	11	62	17	56	13	48	28	56	15
10:00	45	12	47	11	58	9	43	9	44	19	47	12
10:15	44	5	39	11	63	7	42	11	34	22	44	11
10:30	45	7	37	12	66	13	55	14	51	31	51	15
10:45	38	5	31	13	51	7	54	16	41	24	43	13
11:00	36	6	49	8	46	5	44	15	42	21	43	11
11:15	52	4	29	10	38	9	40	11	46	16	41	10
11:30	27	5	45	6	37	6	34	15	32	23	35	11
11:45	40	7	49	2	6	9	48	8	37	22	36	10
Totals	1056	1273	1214	1404	1316	935	1234	1554	1115	1752	1187	1384
Day Total	2329		2618		2251		2788		2867		2571	
AM Pct	45.3%		46.4%		58.5%		44.3%		38.9%		46.2%	

AECOM

7:00-8:00 AM	147	162	184	168	151	162
7:15-8:15 AM	189	201	220	201	187	200
7:30-8:30 AM	231	235	249	241	210	233
7:45-8:45 AM	248	300	308	275	246	275
8:00-9:00 AM	245	318	334	312	266	295
4:00-5:00 PM	145	144	147	171	183	158
4:15-5:15 PM	157	154	153	198	181	168.6
4:30-5:30 PM	167	159	166	199	198	177.8
4:45-5:45 PM	171	170	178	225	203	189.4
5:00-6:00 PM	160	184	193	233	222	198.4

Appendix B

Detailed Daily Parking Lot Counts

Client: AECOM
 File Number:
 Route: ARB CC
 Location:

Site Ref: ARB CC
 Direction: IN

Count Date	4/11/2022		4/12/2022		4/13/2022		4/14/2022		4/15/2022			
Count Time	AM	PM	AM	PM	AM	PM	AM	PM	AM	PM	AM	PM
0:00	0	3	0	1	0	2	0	0	0	1	0	7
0:15	0	1	0	1	0	1	0	0	0	2	0	5
0:30	0	1	0	2	0	3	0	0	0	2	0	8
0:45	0	9	0	0	0	3	0	3	0	0	0	15
1:00	0	0	0	3	0	4	0	1	0	0	0	8
1:15	0	2	0	7	0	0	0	1	0	1	0	11
1:30	0	4	0	4	0	1	0	2	0	1	0	12
1:45	0	2	0	0	0	4	0	1	0	3	0	10
2:00	0	1	0	0	0	1	0	0	0	2	0	4
2:15	0	0	0	1	0	1	0	2	0	1	0	5
2:30	0	0	0	1	0	2	0	0	0	3	0	6
2:45	0	1	0	2	0	2	0	1	0	1	0	7
3:00	0	3	1	2	0	2	0	4	0	2	1	13
3:15	0	2	0	3	0	2	0	3	0	5	0	15
3:30	0	1	0	4	0	1	0	2	0	3	0	11
3:45	0	7	0	5	0	7	0	5	0	7	0	31
4:00	0	5	0	10	0	9	1	3	0	8	1	35
4:15	1	18	1	11	2	18	0	18	1	14	5	79
4:30	0	8	0	10	0	9	1	13	0	11	1	51
4:45	0	11	0	6	1	4	0	5	0	9	1	35
5:00	0	8	0	4	0	4	0	6	2	7	2	29
5:15	0	13	0	10	0	12	0	8	0	4	0	47
5:30	0	2	2	8	0	5	0	8	0	1	2	24
5:45	0	5	0	5	0	3	1	2	0	4	1	19
6:00	0	1	0	3	0	4	0	6	0	3	0	17
6:15	5	2	0	1	1	1	1	1	3	2	10	7
6:30	4	1	4	2	3	0	7	1	2	1	20	5
6:45	2	1	2	0	1	0	2	1	2	0	9	2
7:00	3	0	1	0	0	0	2	1	0	0	6	1
7:15	4	0	3	0	4	0	2	0	2	0	15	0
7:30	5	0	10	2	1	1	7	0	5	0	28	3
7:45	6	0	4	0	7	0	7	0	6	2	30	2
8:00	8	0	8	0	8	0	7	2	5	0	36	2
8:15	14	0	14	0	20	1	18	0	11	0	77	1
8:30	20	0	17	1	19	0	17	0	25	1	98	2
8:45	14	0	12	1	7	0	13	0	8	0	54	1
9:00	12	1	7	0	10	0	8	0	8	0	45	1
9:15	10	0	6	1	7	0	7	0	6	0	36	1
9:30	4	0	3	0	4	0	7	0	9	0	27	0
9:45	6	0	7	0	10	0	2	0	8	0	33	0
10:00	4	0	2	0	1	0	1	0	4	0	12	0
10:15	2	0	1	0	4	0	4	0	5	0	16	0
10:30	2	0	3	0	3	0	0	0	2	0	10	0
10:45	1	0	6	0	2	0	1	0	1	0	11	0
11:00	1	0	4	0	0	5	3	0	1	0	9	5
11:15	3	0	1	0	3	0	2	0	3	0	12	0
11:30	1	0	3	0	3	0	4	0	1	0	12	0
11:45	1	0	0	0	1	0	0	0	0	0	2	0
Totals	133	113	122	111	122	112	125	100	120	101	622	537
Day Total	246		233		234		225		221		1159	
AM Pct	54.1%		52.4%		52.1%		55.6%		54.3%			

Peak Hour
 Peak Volume
 P.H.F

AECOM

7:00-8:00 AM	18	18	12	18	13	16
7:15-8:15 AM	23	25	20	23	18	22
7:30-8:30 AM	33	36	36	39	27	34
7:45-8:45 AM	48	43	54	49	47	48
8:00-9:00 AM	56	51	54	55	49	53

4:00-5:00 PM	42	37	40	39	42	40
4:15-5:15 PM	45	31	35	42	41	39
4:30-5:30 PM	40	30	29	32	31	32
4:45-5:45 PM	34	28	25	27	21	27
5:00-6:00 PM	28	27	24	24	16	24

Client: AECOM
 File Number:
 Route: ARB CC
 Location:

Site Ref: ARB CC
 Direction: OUT

Count Date	4/11/2022		4/12/2022		4/13/2022		4/14/2022		4/15/2022			
Count Time	AM	PM	AM	PM	AM	PM	AM	PM	AM	PM	AM	PM
0:00	0	2	0	3	0	2	0	2	0	9	0	18
0:15	0	4	0	9	0	2	0	1	0	3	0	19
0:30	0	4	0	1	0	2	0	3	0	3	0	13
0:45	0	3	0	8	0	8	0	2	0	4	0	25
1:00	0	4	0	0	0	6	0	5	0	2	0	17
1:15	0	3	0	5	0	5	0	5	0	2	0	20
1:30	0	3	0	5	0	4	0	4	0	5	0	21
1:45	0	0	0	6	0	4	0	7	0	4	0	21
2:00	0	7	1	5	1	3	1	3	1	5	4	23
2:15	0	4	0	4	0	5	0	3	0	4	0	20
2:30	0	3	0	4	0	6	0	5	0	3	0	21
2:45	0	3	0	6	0	7	0	2	0	5	0	23
3:00	0	4	0	6	0	5	0	7	0	6	0	28
3:15	0	6	0	3	0	4	0	3	0	0	0	16
3:30	0	1	0	1	0	3	0	3	0	2	0	10
3:45	0	3	0	3	0	6	0	6	0	15	0	33
4:00	0	14	0	8	0	11	0	3	0	11	0	47
4:15	1	10	1	14	1	11	1	5	1	8	5	48
4:30	0	17	0	18	0	20	1	20	0	15	1	90
4:45	0	9	0	15	1	13	0	12	0	16	1	65
5:00	0	7	0	7	0	6	0	6	1	9	1	35
5:15	0	10	0	10	0	10	0	14	0	4	0	48
5:30	0	16	1	12	0	9	0	14	0	8	1	59
5:45	0	5	0	5	0	5	0	3	0	6	0	24
6:00	0	5	0	13	1	9	0	5	0	4	1	36
6:15	2	6	1	4	0	4	0	6	0	4	3	24
6:30	1	0	1	3	1	1	2	0	2	2	7	6
6:45	0	4	0	1	0	1	1	5	0	1	1	12
7:00	4	1	1	3	1	1	1	0	1	2	8	7
7:15	1	2	2	2	1	2	5	2	0	1	9	9
7:30	4	3	4	4	2	3	3	2	3	2	16	14
7:45	3	0	3	0	7	2	3	1	3	0	19	3
8:00	6	1	3	1	6	3	8	2	4	1	27	8
8:15	5	2	9	0	9	0	11	1	7	1	41	4
8:30	18	1	13	3	16	2	19	1	13	1	79	8
8:45	16	2	15	1	10	0	14	1	18	1	73	5
9:00	11	1	10	3	9	1	8	0	5	3	43	8
9:15	11	3	5	1	9	2	4	0	13	0	42	6
9:30	10	0	5	1	5	0	4	0	9	2	33	3
9:45	10	0	7	0	6	0	4	0	7	1	34	1
10:00	4	0	5	0	5	0	4	0	4	0	22	0
10:15	3	0	5	0	6	1	16	0	6	0	36	1
10:30	10	0	6	0	3	0	1	0	4	0	24	0
10:45	3	0	6	0	3	0	4	0	2	0	18	0
11:00	3	0	3	0	3	0	5	0	3	0	17	0
11:15	4	0	3	0	5	0	5	0	5	0	22	0
11:30	6	0	6	0	6	0	3	0	5	0	26	0
11:45	5	0	2	0	3	0	3	0	1	0	14	0
Totals	141	173	118	198	120	189	131	164	118	175	628	899
Day Total	314		316		309		295		293		1527	
AM Pct	44.9%		37.3%		38.8%		44.4%		40.3%			

Peak Hour
 Peak Volume
 P.H.F

AECOM

7:00-8:00 AM	12	10	11	12	7	10
7:15-8:15 AM	14	12	16	19	10	14
7:30-8:30 AM	18	19	24	25	17	21
7:45-8:45 AM	32	28	38	41	27	33
8:00-9:00 AM	45	40	41	52	42	44

4:00-5:00 PM	50	55	55	40	50	50
4:15-5:15 PM	43	54	50	43	48	48
4:30-5:30 PM	43	50	49	52	44	48
4:45-5:45 PM	42	44	38	46	37	41
5:00-6:00 PM	38	34	30	37	27	33

Client: AECOM
 File Number:
 Route: L-17a
 Location:

Site Ref: L-17a
 Direction: IN

Count Date	4/11/2022		4/12/2022		4/13/2022		4/14/2022		4/15/2022			
Count Time	AM	PM	AM	PM	AM	PM	AM	PM	AM	PM	AM	PM
0:00	0	3	0	4	0	2	0	7	0	8	0	24
0:15	0	5	0	3	0	3	0	5	0	3	0	19
0:30	0	4	0	6	0	2	0	7	0	6	0	25
0:45	1	2	0	3	0	8	0	9	0	10	1	32
1:00	0	11	0	9	0	5	0	2	0	7	0	34
1:15	0	4	0	4	0	6	0	7	0	5	0	26
1:30	0	4	0	4	0	4	0	5	0	4	0	21
1:45	0	4	0	6	1	2	0	6	0	4	1	22
2:00	0	7	0	1	0	7	0	4	0	5	0	24
2:15	0	4	1	4	0	1	0	4	0	2	1	15
2:30	0	3	1	5	0	1	0	5	0	5	1	19
2:45	0	5	0	1	0	10	0	6	0	1	0	23
3:00	0	2	0	0	0	4	0	4	0	3	0	13
3:15	0	3	0	4	0	3	0	4	0	4	0	18
3:30	0	3	0	2	0	5	2	6	0	3	2	19
3:45	0	3	0	3	0	4	0	5	0	0	0	15
4:00	0	12	0	2	0	6	0	6	0	5	0	31
4:15	0	10	0	4	0	11	0	6	0	11	0	42
4:30	0	6	0	8	0	7	0	12	0	4	0	37
4:45	0	7	0	3	0	7	0	2	0	6	0	25
5:00	1	4	0	4	0	7	0	7	0	3	1	25
5:15	1	2	1	6	0	7	0	3	0	3	2	21
5:30	4	9	4	1	6	6	4	8	3	4	21	28
5:45	2	3	4	2	2	11	4	4	4	5	16	25
6:00	3	6	3	4	4	8	2	7	1	5	13	30
6:15	6	5	8	3	9	5	9	3	6	5	38	21
6:30	12	2	17	0	16	3	14	3	12	1	71	9
6:45	18	0	23	0	23	1	17	0	20	4	101	5
7:00	8	2	14	1	16	0	13	0	17	0	68	3
7:15	13	0	17	0	17	0	14	1	8	0	69	1
7:30	15	0	20	0	20	0	17	0	12	0	84	0
7:45	17	0	21	0	25	0	27	0	23	0	113	0
8:00	28	0	25	0	33	1	26	0	26	0	138	1
8:15	33	0	36	0	38	1	37	1	45	0	189	2
8:30	33	0	29	0	33	0	43	0	32	1	170	1
8:45	40	0	37	0	33	0	30	1	31	1	171	2
9:00	29	2	25	0	31	0	27	1	27	0	139	3
9:15	30	0	24	0	26	1	18	0	19	0	117	1
9:30	23	0	33	0	25	2	27	0	29	0	137	2
9:45	16	3	19	0	13	0	13	1	20	1	81	5
10:00	15	0	7	3	14	0	16	1	11	0	63	4
10:15	15	0	10	0	15	2	8	0	18	1	66	3
10:30	15	0	6	0	5	0	9	0	9	0	44	0
10:45	9	0	6	0	7	0	6	1	10	0	38	1
11:00	4	0	5	0	6	0	3	0	6	0	24	0
11:15	9	0	7	0	8	0	9	0	6	0	39	0
11:30	7	0	7	0	2	0	7	0	7	0	30	0
11:45	9	1	7	0	7	0	10	1	6	0	39	2
Totals	416	141	417	100	435	153	412	155	408	130	2088	679
Day Total	557		517		588		567		538		2767	
AM Pct	74.7%		80.7%		74.0%		72.7%		75.8%			

Peak Hour
 Peak Volume
 P.H.F

AECOM

7:00-8:00 AM	53	72	78	71	60	67
7:15-8:15 AM	73	83	95	84	69	81
7:30-8:30 AM	93	102	116	107	106	105
7:45-8:45 AM	111	111	129	133	126	122
8:00-9:00 AM	134	127	137	136	134	134

4:00-5:00 PM	35	17	31	26	26	27
4:15-5:15 PM	27	19	32	27	24	26
4:30-5:30 PM	19	21	28	24	16	22
4:45-5:45 PM	22	14	27	20	16	20
5:00-6:00 PM	18	13	31	22	15	20

Client: AECOM
 File Number:
 Route: L-17a
 Location:

Site Ref: L-17a
 Direction: OUT

Count Date	4/11/2022		4/12/2022		4/13/2022		4/14/2022		4/15/2022			
Count Time	AM	PM	AM	PM	AM	PM	AM	PM	AM	PM	AM	PM
0:00	0	3	0	9	3	3	0	9	5	7	8	31
0:15	0	4	0	7	0	4	0	4	0	8	0	27
0:30	0	7	0	5	0	3	0	5	1	11	1	31
0:45	1	9	0	8	0	10	0	5	1	5	2	37
1:00	0	7	0	9	0	1	1	8	0	7	1	32
1:15	0	6	0	8	0	8	0	3	0	10	0	35
1:30	0	10	0	3	0	6	0	8	0	4	0	31
1:45	0	6	0	7	0	2	0	6	0	7	0	28
2:00	0	7	1	2	1	7	2	10	1	6	5	32
2:15	0	6	0	10	0	5	0	8	0	6	0	35
2:30	0	5	0	11	1	9	0	8	0	12	1	45
2:45	0	8	0	9	0	7	0	9	0	16	0	49
3:00	0	15	0	14	0	15	1	15	0	12	1	71
3:15	0	14	0	17	0	12	1	15	0	11	1	69
3:30	0	17	0	25	1	20	0	27	1	27	2	116
3:45	0	14	0	19	0	17	0	13	0	14	0	77
4:00	0	22	0	13	0	21	0	11	0	24	0	91
4:15	0	19	0	17	0	14	0	18	0	17	0	85
4:30	0	29	0	23	0	24	0	28	0	23	0	127
4:45	1	26	0	16	0	25	0	23	0	25	1	115
5:00	0	28	0	22	0	24	0	25	0	26	0	125
5:15	0	32	0	25	0	30	0	27	0	21	0	135
5:30	0	29	1	29	2	20	0	28	0	18	3	124
5:45	0	22	1	23	1	26	0	24	2	21	4	116
6:00	0	23	0	23	1	22	0	27	0	16	1	111
6:15	2	12	0	16	0	17	2	19	0	16	4	80
6:30	1	25	2	19	1	23	2	14	1	19	7	100
6:45	0	13	3	10	4	12	0	14	1	11	8	60
7:00	0	11	1	8	3	11	2	11	3	12	9	53
7:15	0	5	2	5	5	6	1	11	3	4	11	31
7:30	2	10	2	4	2	9	1	2	0	7	7	32
7:45	3	2	1	2	2	4	3	8	4	8	13	24
8:00	3	2	8	1	3	6	10	2	3	2	27	13
8:15	5	8	11	4	12	6	10	1	11	3	49	22
8:30	12	2	7	0	9	3	15	5	13	1	56	11
8:45	16	2	9	1	9	3	8	5	7	1	49	12
9:00	6	3	9	3	9	1	10	4	11	1	45	12
9:15	4	0	3	4	9	0	11	0	9	4	36	8
9:30	9	2	2	2	8	0	2	3	6	0	27	7
9:45	6	1	5	4	3	4	2	2	7	1	23	12
10:00	3	0	5	0	2	0	1	1	5	1	16	2
10:15	4	1	1	1	2	1	2	0	7	2	16	5
10:30	5	0	3	0	7	0	12	1	6	0	33	1
10:45	6	1	5	0	3	1	6	0	4	0	24	2
11:00	5	0	4	2	4	0	4	0	4	0	21	2
11:15	1	0	5	0	7	1	6	0	6	0	25	1
11:30	8	0	2	0	3	1	5	1	5	0	23	2
11:45	3	0	6	1	9	0	2	0	2	0	22	1
Totals	106	468	99	441	126	444	122	468	129	447	582	2268
Day Total	574		540		570		590		576		2850	
AM Pct	18.5%		18.3%		22.1%		20.7%		22.4%			

Peak Hour
 Peak Volume
 P.H.F

AECOM

7:00-8:00 AM	5	6	12	7	10	8
7:15-8:15 AM	8	13	12	15	10	12
7:30-8:30 AM	13	22	19	24	18	19
7:45-8:45 AM	23	27	26	38	31	29
8:00-9:00 AM	36	35	33	43	34	36

4:00-5:00 PM	96	69	84	80	89	84
4:15-5:15 PM	102	78	87	94	91	90
4:30-5:30 PM	115	86	103	103	95	100
4:45-5:45 PM	115	92	99	103	90	100
5:00-6:00 PM	111	99	100	104	86	100

Client: AECOM
 File Number:
 Route: L-18a
 Location:

Site Ref: L-18a
 Direction: IN

Count Date	4/11/2022		4/12/2022		4/13/2022		4/14/2022		4/15/2022			
Count Time	AM	PM	AM	PM	AM	PM	AM	PM	AM	PM	AM	PM
0:00	0	6	0	5	0	2	0	3	0	1	0	17
0:15	0	2	0	7	0	2	0	2	0	1	0	14
0:30	0	2	0	7	0	4	0	5	0	4	0	22
0:45	0	5	0	4	0	2	0	6	0	1	0	18
1:00	0	6	0	1	0	4	0	7	0	4	0	22
1:15	0	1	0	3	0	0	0	0	0	1	0	5
1:30	0	2	0	2	0	3	0	1	0	0	0	8
1:45	0	1	0	0	0	1	0	0	0	0	0	2
2:00	0	1	1	2	1	4	0	3	0	2	2	12
2:15	0	3	0	0	0	0	0	1	0	4	0	8
2:30	0	2	0	1	0	1	0	4	0	1	0	9
2:45	0	0	0	1	0	2	0	3	0	3	0	9
3:00	0	1	0	1	0	3	0	1	0	0	0	6
3:15	0	5	0	5	0	4	0	5	0	5	0	24
3:30	0	3	0	2	0	2	0	1	0	6	0	14
3:45	0	5	0	3	0	4	0	2	0	4	0	18
4:00	0	3	0	1	0	1	0	2	0	2	0	9
4:15	1	3	2	2	0	7	0	2	1	7	4	21
4:30	1	1	2	2	2	5	4	3	2	3	11	14
4:45	2	2	2	4	1	0	3	2	4	8	12	16
5:00	3	2	2	4	4	4	4	3	1	7	14	20
5:15	2	4	6	6	5	5	5	3	4	6	22	24
5:30	6	3	5	2	6	2	8	3	3	2	28	12
5:45	19	4	17	3	19	2	11	6	6	3	72	18
6:00	11	5	19	2	16	2	11	4	19	4	76	17
6:15	20	2	25	1	30	1	28	4	22	1	125	9
6:30	18	1	28	2	16	0	12	1	15	0	89	4
6:45	20	0	15	1	16	1	18	1	8	0	77	3
7:00	15	0	7	0	7	2	6	2	10	1	45	5
7:15	14	0	11	1	12	1	13	0	13	1	63	3
7:30	7	0	3	2	9	1	5	1	9	0	33	4
7:45	9	0	9	1	13	1	15	2	8	0	54	4
8:00	9	0	3	0	8	0	9	1	6	1	35	2
8:15	6	0	13	0	5	0	8	0	5	0	37	0
8:30	7	0	6	0	5	0	7	0	3	0	28	0
8:45	9	0	14	0	8	0	10	0	6	0	47	0
9:00	7	0	8	1	7	0	5	0	7	0	34	1
9:15	3	0	1	0	2	0	3	0	5	0	14	0
9:30	5	0	6	0	3	0	2	0	4	1	20	1
9:45	2	0	1	1	3	0	3	1	6	0	15	2
10:00	3	0	4	0	4	0	4	0	5	0	20	0
10:15	5	1	3	0	7	0	5	0	4	0	24	1
10:30	2	1	2	0	3	0	2	0	3	0	12	1
10:45	5	0	5	0	5	0	4	0	6	0	25	0
11:00	5	0	3	0	1	0	0	0	3	0	12	0
11:15	5	0	7	1	3	1	1	1	5	1	21	4
11:30	4	0	4	0	3	0	3	0	3	0	17	0
11:45	4	0	3	0	8	0	5	0	3	0	23	0
Totals	229	77	237	81	232	74	214	86	199	85	1111	403
Day Total	306		318		306		300		284		1514	
AM Pct	74.8%		74.5%		75.8%		71.3%		70.1%			

Peak Hour
 Peak Volume
 P.H.F

AECOM

7:00-8:00 AM	45	30	41	39	40	39
7:15-8:15 AM	39	26	42	42	36	37
7:30-8:30 AM	31	28	35	37	28	32
7:45-8:45 AM	31	31	31	39	22	31
8:00-9:00 AM	31	36	26	34	20	29

4:00-5:00 PM	9	9	13	9	20	12
4:15-5:15 PM	8	12	16	10	25	14
4:30-5:30 PM	9	16	14	11	24	15
4:45-5:45 PM	11	16	11	11	23	14
5:00-6:00 PM	13	15	13	15	18	15

Client: AECOM
 File Number:
 Route: L-18a
 Location:

Site Ref: L-18a
 Direction: OUT

Count Date	4/11/2022		4/12/2022		4/13/2022		4/14/2022		4/15/2022		AM	PM
Count Time	AM	PM	AM	PM	AM	PM	AM	PM	AM	PM	AM	PM
0:00	0	1	0	4	0	0	0	0	0	2	0	7
0:15	0	3	1	1	0	3	0	0	0	0	1	7
0:30	0	2	0	0	0	1	1	0	0	0	1	3
0:45	0	1	0	1	0	0	0	2	0	1	0	5
1:00	0	2	1	1	0	0	0	1	0	0	1	4
1:15	0	1	1	5	0	0	0	0	0	6	1	12
1:30	0	0	0	1	0	1	0	3	0	3	0	8
1:45	0	1	1	3	0	3	0	4	0	5	1	16
2:00	0	4	2	2	2	2	0	3	0	1	4	12
2:15	0	1	0	7	0	1	0	2	0	2	0	13
2:30	0	0	0	1	0	2	0	1	0	3	0	7
2:45	0	1	0	2	0	0	0	3	0	4	0	10
3:00	0	1	0	2	0	4	0	5	0	3	0	15
3:15	0	5	0	6	0	6	0	5	0	5	0	27
3:30	0	6	1	7	0	3	1	6	0	10	2	32
3:45	0	4	0	5	0	8	0	2	1	5	1	24
4:00	0	6	0	5	0	3	0	3	0	1	0	18
4:15	0	7	0	11	0	3	0	5	0	3	0	29
4:30	1	6	0	2	0	7	1	6	0	7	2	28
4:45	0	5	0	0	0	8	0	5	0	5	0	23
5:00	0	4	0	6	0	3	0	5	0	5	0	23
5:15	0	5	1	7	0	5	0	8	0	10	1	35
5:30	0	11	1	8	1	6	1	2	0	4	3	31
5:45	0	7	0	8	0	9	0	7	0	6	0	37
6:00	0	2	0	3	0	3	1	3	1	3	2	14
6:15	1	8	1	7	1	6	1	10	2	4	6	35
6:30	0	4	0	4	1	5	3	10	0	9	4	32
6:45	1	8	0	10	1	11	0	4	1	7	3	40
7:00	0	3	0	5	1	4	0	10	1	7	2	29
7:15	0	10	1	6	1	6	2	3	0	8	4	33
7:30	0	10	1	9	0	11	4	7	1	2	6	39
7:45	1	8	3	5	1	10	2	2	0	7	7	32
8:00	0	4	2	5	0	3	1	5	0	3	3	20
8:15	1	1	0	2	0	2	0	2	0	1	1	8
8:30	0	0	0	0	1	1	2	2	1	4	4	7
8:45	1	3	1	4	1	1	0	0	1	2	4	10
9:00	1	0	0	0	1	1	1	1	1	0	4	2
9:15	4	1	0	0	1	2	0	2	0	3	5	8
9:30	1	0	1	1	0	1	0	2	0	2	2	6
9:45	0	2	1	0	0	0	0	3	0	0	1	5
10:00	1	0	4	1	1	1	2	0	4	4	12	6
10:15	2	0	3	0	1	1	1	1	0	0	7	2
10:30	0	0	3	0	1	0	2	0	1	0	7	0
10:45	4	1	4	0	1	0	1	0	0	1	10	2
11:00	1	0	3	0	1	0	0	0	2	0	7	0
11:15	0	0	4	0	4	1	0	0	0	0	8	1
11:30	3	3	2	2	2	0	2	0	1	1	10	6
11:45	1	0	3	0	2	0	0	0	1	0	7	0
Totals	24	152	46	159	26	148	29	145	19	159	144	763
Day Total	176		205		174		174		178		907	
AM Pct	13.6%		22.4%		14.9%		16.7%		10.7%			

Peak Hour
 Peak Volume
 P.H.F

AECOM

7:00-8:00 AM	1	5	3	8	2	4
7:15-8:15 AM	1	7	2	9	1	4
7:30-8:30 AM	2	6	1	7	1	3
7:45-8:45 AM	2	5	2	5	1	3
8:00-9:00 AM	2	3	2	3	2	2

4:00-5:00 PM	24	18	21	19	16	20
4:15-5:15 PM	22	19	21	21	20	21
4:30-5:30 PM	20	15	23	24	27	22
4:45-5:45 PM	25	21	22	20	24	22
5:00-6:00 PM	27	29	23	22	25	25

Client: #REF!
 File Number:
 Route: L-18b
 Location:

Site Ref: L-18b
 Direction: IN

Count Date	4/11/2022		4/12/2022		4/13/2022		4/14/2022		4/15/2022			
Count Time	AM	PM	AM	PM	AM	PM	AM	PM	AM	PM	AM	PM
0:00	0	1	0	6	0	6	0	6	0	3	0	22
0:15	0	3	0	3	0	1	0	4	0	1	0	12
0:30	0	6	0	2	0	2	0	6	0	5	0	21
0:45	0	1	0	4	0	2	0	8	0	4	0	19
1:00	0	5	0	6	0	4	0	4	0	5	0	24
1:15	0	3	0	5	0	1	0	0	0	1	0	10
1:30	0	8	0	4	0	6	0	2	0	2	0	22
1:45	0	3	0	8	0	4	0	7	0	6	0	28
2:00	0	2	0	5	0	4	0	3	0	0	0	14
2:15	0	4	0	2	0	4	0	2	0	1	0	13
2:30	0	2	0	2	0	3	0	2	0	2	0	11
2:45	0	3	0	6	0	5	0	5	0	5	0	24
3:00	0	1	0	4	0	3	0	3	0	4	0	15
3:15	0	0	0	1	0	2	0	5	0	2	0	10
3:30	0	4	1	3	0	4	1	4	0	3	2	18
3:45	0	1	0	1	0	0	0	2	1	2	1	6
4:00	0	1	0	2	0	1	0	0	0	3	0	7
4:15	0	3	0	8	0	3	0	3	0	0	0	17
4:30	0	0	0	0	0	0	0	2	0	7	0	9
4:45	0	3	0	3	0	4	0	4	0	0	0	14
5:00	0	0	0	0	0	3	0	0	0	1	0	4
5:15	1	0	2	1	2	3	3	6	0	3	8	13
5:30	2	0	0	1	0	2	1	2	1	0	4	5
5:45	1	4	1	1	3	2	1	2	2	0	8	9
6:00	2	2	6	1	1	1	4	5	7	1	20	10
6:15	2	2	8	2	1	2	2	2	5	2	18	10
6:30	5	3	2	4	6	4	7	1	3	3	23	15
6:45	4	2	5	3	4	7	5	2	4	0	22	14
7:00	8	2	7	1	3	0	4	2	4	1	26	6
7:15	6	2	7	3	6	2	5	3	3	3	27	13
7:30	6	0	4	1	4	1	3	1	6	0	23	3
7:45	4	3	11	1	6	3	2	1	2	1	25	9
8:00	6	0	2	3	6	2	7	1	6	0	27	6
8:15	8	2	9	1	6	1	10	2	14	2	47	8
8:30	4	2	11	4	9	1	6	1	6	1	36	9
8:45	6	0	6	0	0	0	9	1	3	0	24	1
9:00	7	0	6	1	4	0	5	0	6	0	28	1
9:15	7	0	5	2	7	2	6	1	0	2	25	7
9:30	6	0	7	1	4	0	6	0	3	0	26	1
9:45	3	0	2	0	5	0	4	0	6	0	20	0
10:00	9	0	6	0	7	0	5	0	4	0	31	0
10:15	4	0	3	0	3	0	8	0	4	0	22	0
10:30	4	0	4	0	1	0	4	0	0	0	13	0
10:45	6	0	2	0	1	0	3	0	0	0	12	0
11:00	2	0	3	0	0	0	3	0	1	0	9	0
11:15	0	1	3	0	2	0	3	0	1	0	9	1
11:30	1	0	6	0	3	0	0	0	2	0	12	0
11:45	3	0	3	0	7	0	1	0	6	0	20	0
Totals	117	79	132	106	101	95	118	105	100	76	568	461
Day Total	196		238		196		223		176		1029	
AM Pct	59.7%		55.5%		51.5%		52.9%		56.8%			

Peak Hour
 Peak Volume
 P.H.F

AECOM

7:00-8:00 AM	24	29	19	14	15	20
7:15-8:15 AM	22	24	22	17	17	20
7:30-8:30 AM	24	26	22	22	28	24
7:45-8:45 AM	22	33	27	25	28	27
8:00-9:00 AM	24	28	21	32	29	27

4:00-5:00 PM	7	13	8	9	10	9
4:15-5:15 PM	6	11	10	9	8	9
4:30-5:30 PM	3	4	10	12	11	8
4:45-5:45 PM	3	5	12	12	4	7
5:00-6:00 PM	4	3	10	10	4	6

Client: #REF!
 File Number:
 Route: L-18b
 Location:

Site Ref: L-18b
 Direction: OUT

Count Date	4/11/2022		4/12/2022		4/13/2022		4/14/2022		4/15/2022			
Count Time	AM	PM	AM	PM	AM	PM	AM	PM	AM	PM	AM	PM
0:00	0	1	1	1	0	1	0	1	0	2	1	6
0:15	0	1	0	3	0	2	0	0	0	4	0	10
0:30	0	1	0	3	1	2	1	1	0	6	2	13
0:45	0	0	3	3	0	0	0	1	0	5	3	9
1:00	0	1	1	0	0	0	0	2	0	2	1	5
1:15	0	0	0	0	2	1	0	1	1	0	3	2
1:30	0	5	0	2	0	2	0	6	0	3	0	18
1:45	0	1	0	0	0	0	0	1	0	1	0	3
2:00	0	3	0	0	0	4	0	1	0	2	0	10
2:15	0	1	0	1	0	5	0	3	0	2	0	12
2:30	0	7	0	3	0	3	0	0	0	2	0	15
2:45	0	3	0	1	0	1	0	5	0	4	0	14
3:00	0	2	4	1	0	3	0	4	3	2	7	12
3:15	0	7	0	3	3	2	0	3	0	2	3	17
3:30	0	3	0	2	0	0	0	2	0	3	0	10
3:45	0	1	0	1	0	1	0	5	0	0	0	8
4:00	0	6	0	4	0	1	0	2	0	0	0	13
4:15	0	5	0	2	0	1	0	5	0	6	0	19
4:30	0	1	0	5	0	1	0	4	0	3	0	14
4:45	0	2	0	2	0	3	0	4	0	8	0	19
5:00	0	7	0	3	0	5	0	4	0	4	0	23
5:15	0	2	0	4	0	3	0	8	0	7	0	24
5:30	0	5	1	2	0	5	0	5	0	4	1	21
5:45	1	6	1	3	1	7	0	1	0	9	3	26
6:00	0	1	0	1	0	3	2	6	0	3	2	14
6:15	1	3	1	1	0	3	0	6	0	1	2	14
6:30	0	4	0	5	1	0	0	1	0	2	1	12
6:45	1	4	0	3	0	1	0	4	0	0	1	12
7:00	0	0	0	2	0	3	0	3	0	2	0	10
7:15	0	2	2	2	0	3	4	3	0	0	6	10
7:30	0	1	0	1	2	1	0	1	0	3	2	7
7:45	3	3	0	5	0	0	0	6	0	3	3	17
8:00	0	2	1	0	1	1	0	4	1	5	3	12
8:15	0	0	2	1	0	4	0	1	0	0	2	6
8:30	0	0	0	4	4	5	1	0	0	0	5	9
8:45	0	0	1	0	1	1	0	0	0	0	2	1
9:00	2	0	1	1	0	0	3	0	0	0	6	1
9:15	0	0	0	1	0	0	0	2	2	0	2	3
9:30	2	0	1	1	0	0	0	0	2	0	5	1
9:45	1	0	2	2	1	2	1	0	0	2	5	6
10:00	0	0	1	0	2	1	1	0	0	0	4	1
10:15	1	0	0	2	6	0	1	0	1	0	9	2
10:30	0	0	0	0	2	0	1	0	0	0	3	0
10:45	0	0	0	0	5	1	0	3	0	0	5	4
11:00	0	0	2	0	1	0	4	0	4	4	11	4
11:15	1	2	0	0	0	0	0	1	0	0	1	3
11:30	0	0	0	0	0	0	0	0	0	0	0	0
11:45	4	1	1	4	1	0	3	3	0	0	9	8
Totals	17	94	26	85	34	82	22	113	14	106	113	480
Day Total	111		111		116		135		120		593	
AM Pct	15.3%		23.4%		29.3%		16.3%		11.7%			

Peak Hour
 Peak Volume
 P.H.F

AECOM

7:00-8:00 AM	3	2	2	4	0	2
7:15-8:15 AM	3	3	3	4	1	3
7:30-8:30 AM	3	3	3	0	1	2
7:45-8:45 AM	3	3	5	1	1	3
8:00-9:00 AM	0	4	6	1	1	2

4:00-5:00 PM	14	13	6	15	17	13
4:15-5:15 PM	15	12	10	17	21	15
4:30-5:30 PM	12	14	12	20	22	16
4:45-5:45 PM	16	11	16	21	23	17
5:00-6:00 PM	20	12	20	18	24	19

Client: #REF!
 File Number:
 Route: L-18c
 Location:

Site Ref: L-18c
 Direction: IN

Count Date	4/11/2022		4/12/2022		4/13/2022		4/14/2022		4/15/2022			
Count Time	AM	PM	AM	PM	AM	PM	AM	PM	AM	PM	AM	PM
0:00	0	12	0	4	0	3	0	2	0	6	0	27
0:15	0	4	0	3	3	4	0	2	0	8	3	21
0:30	0	4	0	3	0	2	0	4	0	5	0	18
0:45	0	4	0	2	0	5	1	5	0	3	1	19
1:00	0	3	2	5	0	1	0	6	0	2	2	17
1:15	0	6	0	2	0	5	0	6	0	4	0	23
1:30	0	2	0	4	1	4	0	5	0	2	1	17
1:45	0	2	0	5	0	1	0	4	0	4	0	16
2:00	0	3	0	2	0	1	1	1	0	2	1	9
2:15	0	2	3	5	5	0	3	5	5	5	16	17
2:30	0	4	2	4	1	2	1	3	2	3	6	16
2:45	0	3	0	0	1	3	0	0	0	4	1	10
3:00	0	1	0	5	0	0	0	6	0	0	0	12
3:15	0	3	0	1	0	2	0	6	0	5	0	17
3:30	0	3	0	1	0	5	0	1	0	0	0	10
3:45	0	6	0	3	0	0	0	3	0	0	0	12
4:00	0	2	0	8	0	4	0	4	1	2	1	20
4:15	0	6	0	1	0	3	0	3	0	0	0	13
4:30	2	4	1	4	2	1	2	3	1	2	8	14
4:45	1	3	1	1	0	4	0	2	0	0	2	10
5:00	1	1	0	0	1	0	1	4	1	0	4	5
5:15	2	4	4	4	4	8	1	1	3	3	14	20
5:30	0	0	5	2	0	1	1	4	1	0	7	7
5:45	1	4	1	4	2	3	2	3	1	5	7	19
6:00	2	1	3	2	5	0	8	0	1	0	19	3
6:15	10	2	3	1	0	1	4	1	7	4	24	9
6:30	7	1	7	1	10	1	8	1	8	2	40	6
6:45	5	5	5	1	7	0	13	2	6	2	36	10
7:00	3	4	5	4	6	3	3	1	5	3	22	15
7:15	7	0	3	1	3	3	7	0	3	2	23	6
7:30	9	1	19	1	3	2	6	1	5	3	42	8
7:45	7	0	12	0	4	1	10	0	8	2	41	3
8:00	7	3	9	2	9	1	9	1	6	2	40	9
8:15	9	0	11	0	11	1	7	0	8	0	46	1
8:30	8	1	5	1	4	0	10	1	9	0	36	3
8:45	5	0	4	0	12	0	11	0	10	0	42	0
9:00	8	0	12	0	5	0	8	0	4	1	37	1
9:15	8	3	9	0	6	0	8	0	10	4	41	7
9:30	13	0	3	1	3	0	10	0	4	0	33	1
9:45	2	0	3	0	3	0	3	1	7	0	18	1
10:00	4	0	3	0	2	0	9	1	6	0	24	1
10:15	3	0	4	0	4	0	5	0	3	0	19	0
10:30	6	0	6	0	8	0	13	0	5	0	38	0
10:45	1	1	0	0	6	0	4	1	5	0	16	2
11:00	4	0	4	1	3	0	5	0	4	0	20	1
11:15	2	0	1	0	2	0	1	0	3	0	9	0
11:30	5	0	6	0	3	0	11	0	1	0	26	0
11:45	5	0	3	0	4	0	5	0	4	0	21	0
Totals	147	108	159	89	143	75	191	94	147	90	787	456
Day Total	255		248		218		285		237		1243	
AM Pct	57.6%		64.1%		65.6%		67.0%		62.0%			

Peak Hour
 Peak Volume
 P.H.F

AECOM

7:00-8:00 AM	26	39	16	26	21	26
7:15-8:15 AM	30	43	19	32	22	29
7:30-8:30 AM	32	51	27	32	27	34
7:45-8:45 AM	31	37	28	36	31	33
8:00-9:00 AM	29	29	36	37	33	33

4:00-5:00 PM	15	14	12	12	4	11
4:15-5:15 PM	14	6	8	12	2	8
4:30-5:30 PM	12	9	13	10	5	10
4:45-5:45 PM	8	7	13	11	3	8
5:00-6:00 PM	9	10	12	12	8	10

Client: #REF!
 File Number:
 Route: L-18c
 Location:

Site Ref: L-18c
 Direction: OUT

Count Date	4/11/2022		4/12/2022		4/13/2022		4/14/2022		4/15/2022			
Count Time	AM	PM	AM	PM	AM	PM	AM	PM	AM	PM	AM	PM
0:00	0	5	2	6	0	15	2	15	1	6	5	47
0:15	0	4	0	5	2	8	0	5	0	2	2	24
0:30	1	8	0	5	3	9	0	13	1	9	5	44
0:45	0	7	0	14	0	8	0	14	0	9	0	52
1:00	0	5	2	3	0	8	0	8	0	12	2	36
1:15	1	1	0	5	0	3	1	13	0	6	2	28
1:30	0	4	1	6	1	10	0	6	1	6	3	32
1:45	0	2	0	7	1	4	0	7	0	7	1	27
2:00	0	6	0	17	0	14	4	4	0	7	4	48
2:15	0	9	0	9	0	10	0	6	0	9	0	43
2:30	0	4	0	14	0	5	0	10	0	15	0	48
2:45	0	12	0	8	3	6	1	5	1	5	5	36
3:00	0	5	0	6	0	12	2	6	0	10	2	39
3:15	0	15	0	17	0	15	0	13	0	10	0	70
3:30	0	11	0	9	0	19	1	13	0	13	1	65
3:45	0	9	0	12	0	8	0	18	0	9	0	56
4:00	0	11	0	10	0	9	0	10	1	22	1	62
4:15	0	20	1	15	2	21	0	17	0	17	3	90
4:30	0	9	2	17	0	12	0	9	3	7	5	54
4:45	2	14	1	24	4	12	4	17	2	15	13	82
5:00	2	17	2	23	1	13	3	19	0	8	8	80
5:15	4	11	3	14	3	20	5	11	4	13	19	69
5:30	2	14	2	16	3	5	3	24	2	9	12	68
5:45	4	16	1	14	3	17	2	25	6	11	16	83
6:00	2	9	1	27	1	16	3	14	2	21	9	87
6:15	2	16	4	9	4	15	3	4	4	13	17	57
6:30	2	12	4	11	3	19	4	13	5	11	18	66
6:45	6	4	2	4	6	5	5	8	5	7	24	28
7:00	5	10	1	6	2	6	4	9	2	5	14	36
7:15	4	4	4	3	4	10	5	6	8	4	25	27
7:30	4	6	7	14	6	2	2	8	3	12	22	42
7:45	6	10	7	9	2	4	7	9	10	3	32	35
8:00	4	9	2	8	5	9	4	4	3	6	18	36
8:15	8	2	13	9	7	2	4	3	9	3	41	19
8:30	4	3	3	4	5	5	6	5	3	5	21	22
8:45	5	6	9	5	7	4	5	7	4	4	30	26
9:00	4	3	5	1	8	2	9	2	6	0	32	8
9:15	3	2	1	2	4	2	1	2	5	2	14	10
9:30	11	5	4	1	3	1	9	0	5	3	32	10
9:45	2	5	1	0	1	0	2	1	3	1	9	7
10:00	2	3	5	1	5	0	4	0	3	0	19	4
10:15	5	1	3	3	5	0	6	3	5	0	24	7
10:30	5	1	7	0	4	2	6	1	2	1	24	5
10:45	7	1	7	0	2	1	4	1	6	1	26	4
11:00	4	1	1	3	5	1	3	0	3	1	16	6
11:15	3	0	5	2	4	1	5	1	6	1	23	5
11:30	3	1	10	3	1	3	5	0	6	0	25	7
11:45	7	0	11	0	8	1	4	1	7	0	37	2
Totals	124	333	134	401	128	374	138	390	137	341	661	1839
Day Total	457		535		502		528		478		2500	
AM Pct	27.1%		25.0%		25.5%		26.1%		28.7%			

Peak Hour
 Peak Volume
 P.H.F

AECOM

7:00-8:00 AM	19	19	14	18	23	19
7:15-8:15 AM	18	20	17	18	24	19
7:30-8:30 AM	22	29	20	17	25	23
7:45-8:45 AM	22	25	19	21	25	22
8:00-9:00 AM	21	27	24	19	19	22

4:00-5:00 PM	54	66	54	53	61	58
4:15-5:15 PM	60	79	58	62	47	61
4:30-5:30 PM	51	78	57	56	43	57
4:45-5:45 PM	56	77	50	71	45	60
5:00-6:00 PM	58	67	55	79	41	60

Client: #REF!
 File Number:
 Route: L-1a
 Location:

Site Ref: L-1a
 Direction: IN

Count Date	4/11/2022		4/12/2022		4/13/2022		4/14/2022		4/15/2022			
Count Time	AM	PM	AM	PM	AM	PM	AM	PM	AM	PM	AM	PM
0:00	0	3	1	4	0	5	0	10	1	7	2	29
0:15	0	5	0	14	0	18	0	8	1	7	1	52
0:30	0	15	0	15	0	9	0	14	0	12	0	65
0:45	0	15	0	13	0	17	1	12	0	7	1	64
1:00	0	2	0	6	0	9	0	7	0	7	0	31
1:15	0	6	0	9	0	5	0	7	0	10	0	37
1:30	0	4	0	8	0	11	0	6	0	12	0	41
1:45	0	5	0	5	0	8	0	7	0	4	0	29
2:00	0	5	0	6	0	5	0	4	0	7	0	27
2:15	0	7	1	7	0	10	0	8	0	11	1	43
2:30	0	7	0	2	0	10	0	10	0	7	0	36
2:45	0	3	0	7	0	5	0	11	0	5	0	31
3:00	0	4	0	2	0	5	0	7	0	7	0	25
3:15	1	4	0	2	0	4	0	2	1	6	2	18
3:30	2	3	2	2	5	4	2	5	2	9	13	23
3:45	3	7	3	8	1	2	1	11	2	6	10	34
4:00	3	2	2	2	2	6	1	6	2	2	10	18
4:15	3	11	4	2	3	4	4	3	5	2	19	22
4:30	5	3	4	5	7	5	3	5	4	2	23	20
4:45	7	5	9	4	4	4	6	3	5	6	31	22
5:00	6	2	8	5	5	7	5	6	4	2	28	22
5:15	11	6	13	4	6	7	9	1	7	8	46	26
5:30	12	1	12	3	12	4	10	4	11	4	57	16
5:45	17	2	14	7	27	2	16	3	15	5	89	19
6:00	44	4	41	3	50	5	39	4	48	3	222	19
6:15	83	2	82	3	81	5	91	3	67	1	404	14
6:30	120	1	116	1	122	4	107	1	111	1	576	8
6:45	63	4	58	3	62	1	67	2	87	4	337	14
7:00	40	1	43	2	39	2	41	3	43	2	206	10
7:15	53	1	51	3	51	3	55	0	47	0	257	7
7:30	47	5	58	3	44	4	53	3	43	4	245	19
7:45	73	4	57	3	74	4	56	6	59	4	319	21
8:00	43	2	48	3	30	4	45	4	44	2	210	15
8:15	41	0	49	3	40	0	41	1	34	0	205	4
8:30	34	1	33	0	33	1	27	1	29	0	156	3
8:45	26	0	22	0	19	1	20	2	21	3	108	6
9:00	18	2	18	1	19	2	20	2	14	0	89	7
9:15	11	2	21	2	12	0	21	2	14	1	79	7
9:30	18	2	12	0	13	1	8	0	10	2	61	5
9:45	9	2	11	3	17	1	21	0	12	0	70	6
10:00	10	1	6	0	13	1	6	0	14	0	49	2
10:15	13	1	12	0	8	0	12	1	6	1	51	3
10:30	15	0	17	2	17	1	9	0	7	0	65	3
10:45	12	1	5	0	10	1	10	0	6	1	43	3
11:00	4	0	11	0	4	0	7	2	7	0	33	2
11:15	3	0	12	0	3	1	1	1	5	2	24	4
11:30	8	0	5	3	14	2	4	1	5	1	36	7
11:45	6	1	14	0	12	0	11	0	4	2	47	3
Totals	864	164	875	180	859	210	830	199	797	189	4225	942
Day Total	1028		1055		1069		1029		986		5167	
AM Pct	84.0%		82.9%		80.4%		80.7%		80.8%			

Peak Hour
 Peak Volume
 P.H.F

AECOM

7:00-8:00 AM	213	209	208	205	192	205
7:15-8:15 AM	216	214	199	209	193	206
7:30-8:30 AM	204	212	188	195	180	196
7:45-8:45 AM	191	187	177	169	166	178
8:00-9:00 AM	144	152	122	133	128	136

4:00-5:00 PM	21	13	19	17	12	16
4:15-5:15 PM	21	16	20	17	12	17
4:30-5:30 PM	16	18	23	15	18	18
4:45-5:45 PM	14	16	22	14	20	17
5:00-6:00 PM	11	19	20	14	19	17

Client: #REF!
 File Number:
 Route: L-1a
 Location:

Site Ref: L-1a
 Direction: OUT

Count Date	4/11/2022		4/12/2022		4/13/2022		4/14/2022		4/15/2022			
Count Time	AM	PM	AM	PM	AM	PM	AM	PM	AM	PM	AM	PM
0:00	0	4	1	13	1	12	0	12	2	3	4	44
0:15	0	13	0	5	0	13	1	6	2	8	3	45
0:30	0	8	1	7	1	16	0	10	0	7	2	48
0:45	0	13	2	11	2	7	3	7	0	11	7	49
1:00	0	5	0	6	0	6	0	10	4	9	4	36
1:15	0	6	0	12	0	12	0	8	0	7	0	45
1:30	0	12	1	14	0	7	0	12	0	12	1	57
1:45	0	12	0	13	0	14	1	14	0	15	1	68
2:00	0	10	0	11	0	11	0	6	0	15	0	53
2:15	0	12	1	5	0	13	0	7	0	13	1	50
2:30	0	18	0	14	1	19	0	18	1	10	2	79
2:45	0	15	0	16	0	25	0	25	0	17	0	98
3:00	0	31	0	24	0	17	0	24	0	21	0	117
3:15	0	27	0	24	0	33	0	34	1	32	1	150
3:30	2	56	1	44	2	55	2	60	1	57	8	272
3:45	1	32	1	35	3	38	1	54	2	35	8	194
4:00	1	44	0	44	0	42	0	26	0	21	1	177
4:15	1	47	1	57	0	42	0	42	1	46	3	234
4:30	0	42	3	38	1	42	1	42	0	39	5	203
4:45	1	55	1	53	0	46	2	46	0	46	4	246
5:00	2	57	2	47	1	49	1	54	0	58	6	265
5:15	1	40	2	63	0	61	1	59	2	64	6	287
5:30	0	42	1	56	0	50	0	43	0	47	1	238
5:45	1	43	1	47	2	42	0	39	1	38	5	209
6:00	2	27	2	38	2	35	1	37	2	30	9	167
6:15	2	29	4	26	2	29	1	24	3	23	12	131
6:30	1	13	4	23	0	23	2	19	0	17	7	95
6:45	3	20	6	25	0	15	0	19	1	15	10	94
7:00	3	11	2	11	3	14	4	20	0	10	12	66
7:15	3	19	2	24	4	21	3	14	11	12	23	90
7:30	9	58	2	43	9	33	2	41	4	43	26	218
7:45	5	56	3	38	2	48	5	48	0	62	15	252
8:00	6	16	5	16	4	32	1	19	0	25	16	108
8:15	3	8	2	11	1	10	3	16	3	12	12	57
8:30	4	7	6	4	4	4	3	7	4	6	21	28
8:45	13	2	9	3	6	2	3	5	2	2	33	14
9:00	5	1	1	2	5	5	6	3	7	2	24	13
9:15	10	0	9	5	5	4	7	5	6	9	37	23
9:30	2	5	11	7	3	6	0	3	7	4	23	25
9:45	9	8	8	2	7	5	11	2	4	0	39	17
10:00	3	2	3	1	3	1	4	0	10	0	23	4
10:15	3	4	2	4	9	0	4	3	7	4	25	15
10:30	6	0	5	1	7	1	9	0	8	5	35	7
10:45	12	0	6	2	12	5	8	1	3	0	41	8
11:00	8	1	13	3	3	4	13	3	6	1	43	12
11:15	7	0	9	0	1	5	3	2	5	3	25	10
11:30	4	0	5	6	10	0	5	2	8	4	32	12
11:45	5	4	4	0	7	1	10	1	5	1	31	7
Totals	138	935	142	954	123	975	121	952	123	921	647	4737
Day Total	1073		1096		1098		1073		1044		5384	
AM Pct	12.9%		13.0%		11.2%		11.3%		11.8%			

Peak Hour
 Peak Volume
 P.H.F

AECOM

7:00-8:00 AM	20	9	18	14	15	15
7:15-8:15 AM	23	12	19	11	15	16
7:30-8:30 AM	23	12	16	11	7	14
7:45-8:45 AM	18	16	11	12	7	13
8:00-9:00 AM	26	22	15	10	9	16

4:00-5:00 PM	188	192	172	156	152	172
4:15-5:15 PM	201	195	179	184	189	190
4:30-5:30 PM	194	201	198	201	207	200
4:45-5:45 PM	194	219	206	202	215	207
5:00-6:00 PM	182	213	202	195	207	200

Client: #REF!
 File Number:
 Route: L-1b
 Location:

Site Ref: L-1b
 Direction: IN

Count Date	4/11/2022		4/12/2022		4/13/2022		4/14/2022		4/15/2022			
Count Time	AM	PM	AM	PM	AM	PM	AM	PM	AM	PM	AM	PM
0:00	0	22	0	16	0	28	1	27	0	19	1	112
0:15	0	30	0	37	0	34	0	34	0	26	0	161
0:30	0	35	0	20	0	25	0	32	0	32	0	144
0:45	0	27	0	43	0	47	0	44	0	27	0	188
1:00	0	23	0	35	0	56	0	29	0	20	0	163
1:15	0	38	0	45	0	35	0	34	1	34	1	186
1:30	0	28	0	33	0	45	0	28	0	24	0	158
1:45	0	27	0	37	0	47	0	42	0	28	0	181
2:00	0	23	0	30	0	43	0	27	0	25	0	148
2:15	0	39	0	35	0	33	1	42	0	30	1	179
2:30	1	27	0	47	0	33	0	41	0	35	1	183
2:45	0	28	0	35	0	38	0	25	0	30	0	156
3:00	0	23	1	38	0	39	0	29	0	27	1	156
3:15	0	17	0	27	1	37	1	38	0	27	2	146
3:30	0	31	0	8	0	20	0	18	0	20	0	97
3:45	0	22	0	29	0	27	0	23	0	30	0	131
4:00	0	18	0	15	1	27	0	14	0	28	1	102
4:15	1	17	1	26	0	23	1	20	1	23	4	109
4:30	0	11	1	13	0	18	0	18	0	20	1	80
4:45	0	12	0	16	0	16	0	22	0	27	0	93
5:00	0	11	1	15	3	20	0	23	0	20	4	89
5:15	2	21	1	14	0	12	2	17	3	23	8	87
5:30	2	12	2	17	1	6	2	24	0	8	7	67
5:45	1	6	2	12	5	4	1	9	4	11	13	42
6:00	6	8	3	10	2	8	3	6	6	10	20	42
6:15	9	8	7	11	6	6	6	8	5	13	33	46
6:30	12	4	21	4	7	7	16	5	14	4	70	24
6:45	18	6	11	13	15	12	14	7	17	6	75	44
7:00	16	2	13	3	12	1	15	10	17	1	73	17
7:15	23	5	22	8	16	4	23	4	21	4	105	25
7:30	24	6	20	3	24	4	19	8	24	3	111	24
7:45	19	5	21	2	36	1	23	3	24	4	123	15
8:00	28	6	21	2	40	9	25	3	28	1	142	21
8:15	23	5	21	0	34	2	39	0	27	0	144	7
8:30	33	1	32	5	29	4	28	2	31	1	153	13
8:45	33	2	21	3	46	1	32	3	26	2	158	11
9:00	43	2	21	0	37	2	24	3	41	2	166	9
9:15	34	0	37	0	37	1	27	0	40	0	175	1
9:30	42	0	40	0	41	3	30	1	46	2	199	6
9:45	30	0	48	2	45	2	29	0	34	0	186	4
10:00	33	1	27	1	41	2	46	0	46	0	193	4
10:15	33	0	41	0	39	0	43	0	47	0	203	0
10:30	36	0	37	0	32	2	27	0	35	0	167	2
10:45	42	0	30	0	50	0	45	0	29	0	196	0
11:00	30	0	29	0	25	0	33	0	27	1	144	1
11:15	33	0	25	1	25	2	31	0	18	0	132	3
11:30	21	0	29	1	36	0	10	0	31	1	127	2
11:45	32	0	20	0	50	0	24	0	21	0	147	0
Totals	660	609	606	712	736	786	621	723	664	649	3287	3479
Day Total	1269		1318		1522		1344		1313		6766	
AM Pct	52.0%		46.0%		48.4%		46.2%		50.6%			

Peak Hour
 Peak Volume
 P.H.F

AECOM

7:00-8:00 AM	82	76	88	80	86	82
7:15-8:15 AM	94	84	116	90	97	96
7:30-8:30 AM	94	83	134	106	103	104
7:45-8:45 AM	103	95	139	115	110	112
8:00-9:00 AM	117	95	149	124	112	119

4:00-5:00 PM	58	70	84	74	98	77
4:15-5:15 PM	51	70	77	83	90	74
4:30-5:30 PM	55	58	66	80	90	70
4:45-5:45 PM	56	62	54	86	78	67
5:00-6:00 PM	50	58	42	73	62	57

Client: #REF!
 File Number:
 Route: L-1b
 Location:

Site Ref: L-1b
 Direction: OUT

Count Date	4/11/2022		4/12/2022		4/13/2022		4/14/2022		4/15/2022			
Count Time	AM	PM	AM	PM	AM	PM	AM	PM	AM	PM	AM	PM
0:00	0	40	1	38	0	35	0	19	0	26	1	158
0:15	0	24	0	17	0	38	1	32	0	21	1	132
0:30	0	24	0	17	0	30	0	22	0	21	0	114
0:45	0	44	0	20	0	28	0	31	0	26	0	149
1:00	0	21	0	17	0	24	0	30	0	28	0	120
1:15	0	32	0	26	0	23	0	22	1	16	1	119
1:30	0	29	0	14	1	31	0	27	0	15	1	116
1:45	0	41	0	31	0	31	0	29	0	21	0	153
2:00	0	23	0	14	0	32	0	26	0	28	0	123
2:15	0	37	0	18	0	33	0	21	0	19	0	128
2:30	3	37	0	33	0	33	0	21	0	19	3	143
2:45	0	39	0	29	0	39	1	26	0	40	1	173
3:00	0	26	1	30	0	25	0	23	0	21	1	125
3:15	0	25	0	25	0	32	1	28	0	18	1	128
3:30	0	37	0	23	0	24	0	40	0	33	0	157
3:45	0	31	0	31	0	41	0	34	0	23	0	160
4:00	0	23	0	25	0	26	0	24	0	23	0	121
4:15	0	27	0	32	0	34	0	30	0	24	0	147
4:30	0	27	0	22	0	23	0	30	0	17	0	119
4:45	0	20	0	28	0	28	0	18	0	19	0	113
5:00	0	22	1	37	0	19	0	36	0	34	1	148
5:15	2	28	0	23	1	30	1	24	1	22	5	127
5:30	0	22	1	25	0	21	1	18	0	26	2	112
5:45	0	12	0	18	1	21	0	18	0	22	1	91
6:00	0	11	0	19	1	6	0	7	0	22	1	65
6:15	0	12	0	18	2	9	1	9	2	17	5	65
6:30	0	13	3	8	0	17	0	15	0	10	3	63
6:45	8	9	1	4	1	9	1	18	0	6	11	46
7:00	2	7	2	11	5	7	4	14	1	6	14	45
7:15	6	11	0	8	2	7	9	8	5	6	22	40
7:30	5	4	8	5	5	5	6	4	4	13	28	31
7:45	7	5	10	2	7	6	7	5	5	4	36	22
8:00	14	3	11	3	10	3	5	4	7	7	47	20
8:15	12	3	9	4	10	4	17	5	7	2	55	18
8:30	12	1	11	5	3	2	8	6	14	3	48	17
8:45	7	0	11	4	19	3	11	4	14	1	62	12
9:00	19	5	12	1	11	4	11	4	22	4	75	18
9:15	20	0	20	0	17	5	18	3	19	1	94	9
9:30	34	4	15	0	23	0	23	0	16	2	111	6
9:45	37	1	17	10	21	8	17	1	30	3	122	23
10:00	24	1	24	1	30	3	25	2	25	0	128	7
10:15	25	1	23	0	31	0	26	1	22	0	127	2
10:30	29	0	31	0	30	3	21	1	24	1	135	5
10:45	51	0	28	0	33	1	23	0	38	0	173	1
11:00	46	0	45	0	39	3	32	0	31	0	193	3
11:15	42	0	29	3	30	6	31	1	35	1	167	11
11:30	37	0	19	0	31	0	16	3	24	2	127	5
11:45	41	0	38	2	30	0	31	0	24	0	164	2
Totals	483	782	371	701	394	812	348	744	371	673	1967	3712
Day Total	1265		1072		1206		1092		1044		5679	
AM Pct	38.2%		34.6%		32.7%		31.9%		35.5%			

Peak Hour
 Peak Volume
 P.H.F

AECOM

7:00-8:00 AM	20	20	19	26	15	20
7:15-8:15 AM	32	29	24	27	21	27
7:30-8:30 AM	38	38	32	35	23	33
7:45-8:45 AM	45	41	30	37	33	37
8:00-9:00 AM	45	42	42	41	42	42

4:00-5:00 PM	97	107	111	102	83	100
4:15-5:15 PM	96	119	104	114	94	105
4:30-5:30 PM	97	110	100	108	92	101
4:45-5:45 PM	92	113	98	96	101	100
5:00-6:00 PM	84	103	91	96	104	96

Client: #REF!
 File Number:
 Route: L-1c
 Location:

Site Ref: L-1c
 Direction: IN

Count Date	4/11/2022		4/12/2022		4/13/2022		4/14/2022		4/15/2022			
Count Time	AM	PM	AM	PM	AM	PM	AM	PM	AM	PM	AM	PM
0:00	0	0	0	0	0	0	0	1	0	1	0	2
0:15	0	0	0	0	0	0	0	0	0	1	0	1
0:30	0	0	0	0	0	1	0	1	0	1	0	3
0:45	0	3	0	3	0	3	0	1	0	2	0	12
1:00	0	0	0	1	0	2	0	1	0	2	0	6
1:15	0	1	0	4	0	3	0	3	0	2	0	13
1:30	0	0	0	1	0	2	0	0	0	2	0	5
1:45	0	1	0	6	0	4	0	4	0	0	0	15
2:00	0	0	0	2	0	1	0	2	0	1	0	6
2:15	0	1	0	5	0	2	0	0	0	1	0	9
2:30	0	1	0	3	0	4	0	3	0	0	0	11
2:45	0	1	0	1	0	3	0	1	0	1	0	7
3:00	0	0	0	3	0	2	0	2	0	2	0	9
3:15	0	0	0	2	0	1	0	0	0	2	0	5
3:30	0	1	0	0	0	1	0	0	0	1	0	3
3:45	0	2	0	1	0	2	0	0	0	0	0	5
4:00	0	2	0	0	0	2	0	0	0	1	0	5
4:15	0	1	0	2	0	2	0	1	0	0	0	6
4:30	0	6	0	1	0	0	0	1	0	3	0	11
4:45	0	1	0	1	0	2	0	1	0	0	0	5
5:00	0	1	0	0	0	0	0	0	0	1	0	2
5:15	0	0	0	0	0	0	0	0	0	1	0	1
5:30	0	1	0	0	0	0	0	0	0	1	0	2
5:45	0	1	0	0	0	1	0	0	0	2	0	4
6:00	1	1	1	3	0	1	1	2	1	0	4	7
6:15	0	0	0	1	2	0	3	0	2	2	7	3
6:30	0	1	1	0	0	1	0	0	1	1	2	3
6:45	0	0	0	0	2	0	0	0	1	0	3	0
7:00	0	0	1	0	2	0	0	1	0	0	3	1
7:15	0	0	0	0	0	0	1	0	0	0	1	0
7:30	1	0	1	0	1	1	0	0	3	0	6	1
7:45	0	1	0	0	7	0	1	0	0	0	8	1
8:00	3	0	5	0	2	0	1	0	0	0	11	0
8:15	1	1	0	0	1	0	1	0	0	0	3	1
8:30	2	0	0	1	4	0	4	0	1	0	11	1
8:45	0	0	0	0	2	0	0	0	1	0	3	0
9:00	2	0	0	0	0	0	0	0	0	0	2	0
9:15	3	0	2	0	0	0	0	0	2	0	7	0
9:30	5	0	1	0	1	0	2	0	1	0	10	0
9:45	1	0	3	0	1	0	1	0	0	0	6	0
10:00	1	0	1	0	2	0	4	0	3	0	11	0
10:15	3	0	2	0	3	1	3	0	2	0	13	1
10:30	7	0	1	0	2	0	0	0	2	0	12	0
10:45	3	0	3	0	0	0	2	0	5	0	13	0
11:00	4	0	1	0	5	0	2	0	2	0	14	0
11:15	2	0	2	0	0	0	3	0	0	0	7	0
11:30	1	0	1	0	2	0	0	0	1	0	5	0
11:45	2	0	3	0	3	0	2	0	2	0	12	0
Totals	42	28	29	41	42	42	31	25	30	31	174	167
Day Total	70		70		84		56		61		341	
AM Pct	60.0%		41.4%		50.0%		55.4%		49.2%			

Peak Hour
 Peak Volume
 P.H.F

AECOM

7:00-8:00 AM	1	2	10	2	3	4
7:15-8:15 AM	4	6	10	3	3	5
7:30-8:30 AM	5	6	11	3	3	6
7:45-8:45 AM	6	5	14	7	1	7
8:00-9:00 AM	6	5	9	6	2	6

4:00-5:00 PM	10	4	6	3	4	5
4:15-5:15 PM	9	4	4	3	4	5
4:30-5:30 PM	8	2	2	2	5	4
4:45-5:45 PM	3	1	2	1	3	2
5:00-6:00 PM	3	0	1	0	5	2

Client: #REF!
 File Number:
 Route: L-1c
 Location:

Site Ref: L-1c
 Direction: OUT

Count Date	4/11/2022		4/12/2022		4/13/2022		4/14/2022		4/15/2022			
Count Time	AM	PM	AM	PM	AM	PM	AM	PM	AM	PM	AM	PM
0:00	0	1	0	1	0	0	0	0	0	0	0	2
0:15	0	0	0	2	0	0	0	0	0	1	0	3
0:30	0	0	0	0	0	0	0	0	0	1	0	1
0:45	0	2	0	1	0	0	0	0	0	0	0	3
1:00	0	1	0	0	0	0	0	0	0	0	0	1
1:15	0	1	0	3	0	0	0	0	0	3	0	7
1:30	0	2	0	0	0	0	0	0	0	0	0	2
1:45	0	1	0	0	0	2	0	1	0	0	0	4
2:00	0	2	0	1	0	0	0	0	0	2	0	5
2:15	0	0	0	1	0	3	0	0	0	1	0	5
2:30	0	0	0	1	0	0	0	0	0	1	0	2
2:45	0	0	0	0	0	3	0	0	0	0	0	3
3:00	0	1	0	0	0	1	0	1	0	0	0	3
3:15	0	2	0	4	0	2	0	1	0	1	0	10
3:30	0	0	0	0	0	0	0	0	0	0	0	0
3:45	0	1	0	0	0	1	0	0	0	0	0	2
4:00	0	0	0	3	0	0	0	1	0	1	0	5
4:15	0	1	0	0	0	2	0	0	0	0	0	3
4:30	0	0	0	1	0	2	0	0	0	2	0	5
4:45	0	1	0	0	0	3	0	0	0	0	0	4
5:00	0	0	0	1	0	2	0	0	0	2	0	5
5:15	0	0	0	0	0	0	0	0	0	1	0	1
5:30	0	0	0	0	0	0	0	0	0	0	0	0
5:45	0	1	0	0	0	0	0	0	0	1	0	2
6:00	0	0	0	0	0	0	0	0	0	0	0	0
6:15	0	0	0	0	0	0	0	1	0	0	0	1
6:30	0	0	0	3	0	0	0	0	0	1	0	4
6:45	0	0	0	1	0	0	0	0	2	0	2	1
7:00	0	0	0	0	0	0	0	0	0	0	0	0
7:15	1	0	1	0	1	0	0	0	0	0	3	0
7:30	0	0	0	0	1	0	0	0	0	0	1	0
7:45	0	0	1	0	0	0	0	0	0	0	1	0
8:00	1	2	1	0	0	0	0	0	0	0	2	2
8:15	0	0	0	0	1	0	0	0	0	0	1	0
8:30	1	0	0	0	0	0	0	0	0	0	1	0
8:45	1	0	0	0	0	0	1	0	1	0	3	0
9:00	0	0	1	0	0	0	0	0	0	0	1	0
9:15	2	0	0	0	0	0	0	0	1	0	3	0
9:30	2	0	0	0	0	0	0	0	0	0	2	0
9:45	1	0	0	0	2	0	0	0	0	3	3	3
10:00	1	0	0	1	1	0	0	0	0	0	2	1
10:15	1	0	0	0	0	0	0	0	2	0	3	0
10:30	0	0	0	0	1	0	0	0	0	0	1	0
10:45	0	0	0	0	0	0	0	0	1	0	1	0
11:00	0	0	0	0	0	2	0	0	2	0	2	2
11:15	0	0	0	0	1	0	1	0	0	0	2	0
11:30	1	0	1	0	0	0	0	0	0	0	2	0
11:45	1	0	0	0	2	0	2	0	1	0	6	0
Totals	13	19	5	24	10	23	4	5	10	21	42	92
Day Total	32		29		33		9		31		134	
AM Pct	40.6%		17.2%		30.3%		44.4%		32.3%			

Peak Hour
 Peak Volume
 P.H.F

AECOM

7:00-8:00 AM	1	2	2	0	0	1
7:15-8:15 AM	2	3	2	0	0	1
7:30-8:30 AM	1	2	2	0	0	1
7:45-8:45 AM	2	2	1	0	0	1
8:00-9:00 AM	3	1	1	1	1	1

4:00-5:00 PM	2	4	7	1	3	3
4:15-5:15 PM	2	2	9	0	4	3
4:30-5:30 PM	1	2	7	0	5	3
4:45-5:45 PM	1	1	5	0	3	2
5:00-6:00 PM	1	1	2	0	4	2

Client: #REF!
 File Number:
 Route: L-20a
 Location:

Site Ref: L-20a
 Direction: IN

Count Date	4/11/2022		4/12/2022		4/13/2022		4/14/2022		4/15/2022		AM	PM
Count Time	AM	PM	AM	PM	AM	PM	AM	PM	AM	PM	AM	PM
0:00	0	4	2	3	2	5	0	4	0	3	4	19
0:15	0	2	0	2	0	2	0	1	0	0	0	7
0:30	0	5	0	1	0	1	0	0	1	1	1	8
0:45	0	0	0	0	0	0	0	0	0	0	0	0
1:00	0	2	0	2	0	0	0	2	0	2	0	8
1:15	0	1	0	0	1	1	0	0	0	0	1	2
1:30	0	1	0	1	0	0	0	1	0	0	0	3
1:45	0	0	0	0	0	1	0	2	0	1	0	4
2:00	0	1	0	2	0	1	0	0	0	0	0	4
2:15	0	0	0	1	0	0	0	0	0	0	0	1
2:30	0	0	0	0	0	1	0	0	0	0	0	1
2:45	0	1	0	2	0	3	0	0	0	0	0	6
3:00	0	2	0	1	0	0	0	0	0	0	0	3
3:15	0	0	0	0	0	0	0	0	0	2	0	2
3:30	0	2	0	2	0	0	0	0	0	3	0	7
3:45	0	2	0	1	0	4	0	3	0	1	0	11
4:00	0	0	0	1	0	0	0	0	0	0	0	1
4:15	0	2	0	0	0	0	0	0	0	0	0	2
4:30	0	5	0	3	0	2	0	2	0	2	0	14
4:45	0	1	0	4	0	2	0	3	0	1	0	11
5:00	0	3	0	0	0	0	0	0	0	0	0	3
5:15	0	0	0	1	1	0	2	0	0	0	3	1
5:30	1	0	1	1	1	1	0	0	1	0	4	2
5:45	1	3	0	4	2	0	1	2	0	0	4	9
6:00	3	1	3	2	1	1	2	1	1	2	10	7
6:15	2	0	3	3	2	0	5	4	2	2	14	9
6:30	0	0	0	0	2	0	0	4	1	4	3	8
6:45	0	1	0	2	0	1	0	7	2	1	2	12
7:00	0	1	5	1	0	3	0	4	2	2	7	11
7:15	0	0	2	1	2	0	0	0	1	0	5	1
7:30	1	0	5	0	1	0	1	0	1	0	9	0
7:45	2	2	1	0	2	0	3	0	1	0	9	2
8:00	0	0	1	1	3	0	2	0	0	0	6	1
8:15	2	0	2	0	1	0	1	0	0	0	6	0
8:30	2	0	2	0	1	0	1	1	4	0	10	1
8:45	0	0	3	0	1	0	1	0	8	0	13	0
9:00	2	2	3	0	2	1	1	2	5	0	13	5
9:15	6	2	1	1	2	2	6	1	5	0	20	6
9:30	0	0	2	0	5	0	2	0	4	0	13	0
9:45	1	0	3	0	6	0	3	0	1	0	14	0
10:00	6	0	3	0	5	0	3	4	3	0	20	4
10:15	1	0	8	4	0	0	2	0	3	0	14	4
10:30	3	0	10	0	2	0	7	0	4	0	26	0
10:45	1	0	8	0	4	0	5	0	1	0	19	0
11:00	2	0	9	0	8	0	1	0	2	0	22	0
11:15	6	0	5	0	3	0	5	0	2	0	21	0
11:30	3	0	2	0	2	0	2	1	0	0	9	1
11:45	2	0	2	0	2	1	1	0	1	0	8	1
Totals	47	46	86	47	64	33	57	49	56	27	310	202
Day Total	93		133		97		106		83		512	
AM Pct	50.5%		64.7%		66.0%		53.8%		67.5%			

Peak Hour
 Peak Volume
 P.H.F

AECOM

7:00-8:00 AM	3	13	5	4	5	6
7:15-8:15 AM	3	9	8	6	3	6
7:30-8:30 AM	5	9	7	7	2	6
7:45-8:45 AM	6	6	7	7	5	6
8:00-9:00 AM	4	8	6	5	12	7

4:00-5:00 PM	8	8	4	5	3	6
4:15-5:15 PM	11	7	4	5	3	6
4:30-5:30 PM	9	8	4	5	3	6
4:45-5:45 PM	4	6	3	3	1	3
5:00-6:00 PM	6	6	1	2	0	3

Client: #REF!
 File Number:
 Route: L-20a
 Location:

Site Ref: L-20a
 Direction: OUT

Count Date	4/11/2022		4/12/2022		4/13/2022		4/14/2022		4/15/2022		AM	PM
Count Time	AM	PM	AM	PM	AM	PM	AM	PM	AM	PM	AM	PM
0:00	3	1	1	3	2	0	4	0	0	0	10	4
0:15	0	0	0	1	0	0	0	0	0	1	0	2
0:30	0	1	0	5	0	1	0	0	1	0	1	7
0:45	0	0	0	7	0	0	0	0	0	0	0	7
1:00	0	0	0	6	0	4	0	1	0	0	0	11
1:15	0	0	0	2	0	0	0	0	0	3	0	5
1:30	0	0	0	0	0	3	0	3	0	6	0	12
1:45	0	1	0	0	0	3	0	0	0	0	0	4
2:00	0	2	0	3	0	0	0	2	0	4	0	11
2:15	0	1	0	2	0	0	0	0	0	0	0	3
2:30	0	2	0	0	0	1	0	2	0	2	0	7
2:45	0	3	0	8	0	3	0	0	0	2	0	16
3:00	0	7	0	11	0	9	0	12	0	0	0	39
3:15	0	0	0	0	0	0	0	1	0	8	0	9
3:30	0	0	0	0	0	0	0	1	0	0	0	1
3:45	0	2	0	1	0	1	0	2	0	0	0	6
4:00	0	0	0	2	0	2	0	1	0	7	0	12
4:15	0	0	0	7	0	9	0	2	0	0	0	18
4:30	0	2	0	0	0	0	0	4	0	1	0	7
4:45	1	2	0	2	1	3	2	1	1	2	5	10
5:00	2	1	2	7	0	2	3	0	2	0	9	10
5:15	0	4	0	6	1	3	0	3	0	0	1	16
5:30	0	9	0	6	0	6	0	3	0	1	0	25
5:45	0	6	4	4	4	0	2	13	4	3	14	26
6:00	3	7	1	6	0	1	2	1	2	3	8	18
6:15	1	1	0	2	1	7	1	2	2	5	5	17
6:30	0	2	0	2	2	0	2	1	0	3	2	8
6:45	0	0	0	1	0	1	0	2	1	0	1	4
7:00	0	1	0	3	0	5	0	3	0	2	0	14
7:15	1	0	1	4	3	2	1	1	1	1	7	8
7:30	0	1	0	4	0	2	0	0	3	0	3	7
7:45	0	0	0	0	0	3	2	2	0	1	2	6
8:00	0	0	0	0	0	2	0	18	0	0	0	20
8:15	3	0	1	2	0	0	0	3	0	0	4	5
8:30	0	0	0	1	0	0	0	2	0	0	0	3
8:45	0	0	1	1	1	0	0	0	2	4	4	5
9:00	2	1	6	0	2	2	0	0	0	0	10	3
9:15	2	0	0	3	0	2	3	0	1	2	6	7
9:30	0	1	0	0	0	2	0	0	2	0	2	3
9:45	0	0	0	0	0	4	0	0	0	0	0	4
10:00	1	0	1	3	1	0	0	0	1	0	4	3
10:15	1	1	0	2	0	0	1	3	2	2	4	8
10:30	0	0	1	0	0	0	0	0	0	0	1	0
10:45	0	0	3	4	3	0	1	0	3	0	10	4
11:00	0	0	1	0	2	2	0	1	0	0	3	3
11:15	0	0	6	2	1	2	0	1	1	0	8	5
11:30	2	0	0	0	0	0	1	3	0	0	3	3
11:45	1	0	3	0	2	0	9	0	0	0	15	0
Totals	23	59	32	123	26	87	32	94	29	63	142	426
Day Total	82	155	113	126	92	568						
AM Pct	28.0%	20.6%	23.0%	25.4%	31.5%							

Peak Hour
 Peak Volume
 P.H.F

AECOM

7:00-8:00 AM	1	1	3	3	4	2
7:15-8:15 AM	1	1	3	3	4	2
7:30-8:30 AM	3	1	0	2	3	2
7:45-8:45 AM	3	1	0	2	0	1
8:00-9:00 AM	3	2	1	0	2	2

4:00-5:00 PM	4	11	14	8	10	9
4:15-5:15 PM	5	16	14	7	3	9
4:30-5:30 PM	9	15	8	8	3	9
4:45-5:45 PM	16	21	14	7	3	12
5:00-6:00 PM	20	23	11	19	4	15

Client: #REF!
 File Number:
 Route: L-20b
 Location:

Site Ref: L-20b
 Direction: IN

Count Date	4/11/2022		4/12/2022		4/13/2022		4/14/2022		4/15/2022			
Count Time	AM	PM	AM	PM	AM	PM	AM	PM	AM	PM	AM	PM
0:00	0	6	0	7	0	7	0	6	0	3	0	29
0:15	0	10	0	11	0	8	0	8	0	7	0	44
0:30	0	9	0	11	0	8	0	11	0	4	0	43
0:45	0	7	0	7	0	6	0	7	0	9	0	36
1:00	2	8	1	10	1	4	1	9	1	8	6	39
1:15	0	10	0	5	0	9	0	3	0	3	0	30
1:30	0	6	0	3	0	3	0	7	0	4	0	23
1:45	0	4	0	4	0	4	0	7	0	6	0	25
2:00	0	3	0	4	0	4	0	5	0	4	0	20
2:15	0	4	0	4	0	5	0	9	0	3	0	25
2:30	0	3	0	3	0	7	0	4	0	7	0	24
2:45	0	5	0	7	0	5	0	7	0	10	0	34
3:00	0	10	0	6	0	3	0	2	0	2	0	23
3:15	0	3	2	5	2	4	4	8	2	4	10	24
3:30	1	6	1	5	1	0	1	4	0	6	4	21
3:45	1	2	2	5	2	7	2	3	1	5	8	22
4:00	1	11	1	3	0	4	0	4	1	3	3	25
4:15	0	2	3	14	0	10	1	8	0	4	4	38
4:30	3	11	4	4	4	1	6	4	3	1	20	21
4:45	2	6	2	8	3	12	2	2	2	6	11	34
5:00	4	7	4	3	5	6	3	5	2	7	18	28
5:15	5	4	3	7	4	8	7	6	4	4	23	29
5:30	10	8	9	2	11	8	12	2	6	1	48	21
5:45	8	10	27	5	14	4	13	2	21	5	83	26
6:00	28	3	25	6	31	7	27	6	27	5	138	27
6:15	41	12	54	12	42	12	41	6	43	6	221	48
6:30	43	11	44	7	48	6	37	5	38	9	210	38
6:45	32	8	43	3	42	5	37	4	28	3	182	23
7:00	30	4	27	6	24	6	25	7	15	4	121	27
7:15	21	2	27	1	28	2	25	0	31	2	132	7
7:30	45	8	35	5	30	6	29	6	32	6	171	31
7:45	34	2	49	6	43	2	49	5	31	7	206	22
8:00	34	1	36	1	27	3	25	2	28	2	150	9
8:15	48	2	32	3	32	8	39	2	30	5	181	20
8:30	34	0	27	1	25	2	23	2	22	1	131	6
8:45	40	3	30	2	29	2	36	2	23	1	158	10
9:00	32	1	26	2	32	3	41	2	34	2	165	10
9:15	31	0	36	0	25	1	26	0	22	0	140	1
9:30	26	1	25	0	33	0	24	0	25	2	133	3
9:45	28	0	33	0	28	2	23	0	23	0	135	2
10:00	18	0	17	0	24	0	21	0	18	1	98	1
10:15	19	1	25	1	23	1	20	1	17	1	104	5
10:30	14	0	16	1	25	3	15	1	23	1	93	6
10:45	13	0	17	0	14	1	14	0	17	0	75	1
11:00	13	0	14	0	5	0	18	1	11	0	61	1
11:15	7	0	8	0	8	0	9	0	5	0	37	0
11:30	13	0	5	0	13	0	9	0	10	0	50	0
11:45	14	2	6	1	8	2	2	0	6	1	36	6
Totals	695	216	716	201	686	211	667	185	602	175	3366	988
Day Total	911		917		897		852		777		4354	
AM Pct	76.3%		78.1%		76.5%		78.3%		77.5%			

Peak Hour
 Peak Volume
 P.H.F

AECOM

7:00-8:00 AM	130	138	125	128	109	126
7:15-8:15 AM	134	147	128	128	122	132
7:30-8:30 AM	161	152	132	142	121	142
7:45-8:45 AM	150	144	127	136	111	134
8:00-9:00 AM	156	125	113	123	103	124

4:00-5:00 PM	30	29	27	18	14	24
4:15-5:15 PM	26	29	29	19	18	24
4:30-5:30 PM	28	22	27	17	18	22
4:45-5:45 PM	25	20	34	15	18	22
5:00-6:00 PM	29	17	26	15	17	21

Client: #REF!
 File Number:
 Route: L-20b
 Location:

Site Ref: L-20b
 Direction: OUT

Count Date	4/11/2022		4/12/2022		4/13/2022		4/14/2022		4/15/2022			
Count Time	AM	PM	AM	PM	AM	PM	AM	PM	AM	PM	AM	PM
0:00	0	5	3	3	3	15	6	9	1	8	13	40
0:15	0	6	0	5	0	12	0	8	2	7	2	38
0:30	0	6	0	8	1	14	1	9	0	12	2	49
0:45	0	10	0	12	0	11	1	12	0	15	1	60
1:00	3	8	1	12	0	6	0	6	0	11	4	43
1:15	1	14	2	11	1	9	1	8	3	14	8	56
1:30	0	8	2	13	1	10	2	14	0	6	5	51
1:45	0	13	0	10	0	8	0	8	0	7	0	46
2:00	0	12	0	14	0	18	1	15	0	7	1	66
2:15	0	12	0	9	0	14	0	12	0	13	0	60
2:30	0	20	0	14	0	16	0	10	1	15	1	75
2:45	0	15	0	21	0	24	0	30	0	21	0	111
3:00	0	29	0	42	1	32	0	27	1	29	2	159
3:15	0	42	0	34	0	30	1	42	0	39	1	187
3:30	0	47	0	51	2	43	0	40	0	41	2	222
3:45	0	27	0	37	0	37	0	34	0	35	0	170
4:00	0	48	0	37	0	24	0	40	0	44	0	193
4:15	0	36	1	43	0	36	0	40	0	31	1	186
4:30	0	41	0	47	0	36	0	48	0	47	0	219
4:45	0	50	2	42	0	39	0	50	0	30	2	211
5:00	0	48	0	52	2	51	0	47	0	32	2	230
5:15	0	63	2	48	0	75	0	48	0	43	2	277
5:30	6	49	2	52	4	52	3	39	4	31	19	223
5:45	2	44	0	45	0	43	0	41	1	41	3	214
6:00	0	35	5	41	4	35	7	27	8	36	24	174
6:15	14	49	15	40	15	25	12	28	9	27	65	169
6:30	3	42	5	36	5	25	5	33	6	38	24	174
6:45	3	24	5	24	0	19	3	25	2	19	13	111
7:00	7	27	7	27	1	28	4	24	5	18	24	124
7:15	2	31	6	34	5	23	5	30	1	26	19	144
7:30	5	38	1	36	0	41	3	22	2	32	11	169
7:45	1	14	2	29	3	29	3	25	5	16	14	113
8:00	1	9	0	21	3	18	4	17	1	11	9	76
8:15	3	8	6	18	3	18	1	8	3	13	16	65
8:30	2	9	0	11	4	6	1	11	0	10	7	47
8:45	6	14	5	4	3	7	3	8	3	4	20	37
9:00	0	5	1	3	1	5	2	5	6	9	10	27
9:15	8	3	6	4	1	7	1	8	6	6	22	28
9:30	3	6	4	3	3	7	1	3	0	5	11	24
9:45	5	5	11	5	10	1	5	1	8	3	39	15
10:00	4	2	3	3	5	5	2	2	6	3	20	15
10:15	2	4	6	5	1	1	0	1	2	7	11	18
10:30	8	2	5	1	8	2	4	1	3	3	28	9
10:45	10	3	10	0	1	3	7	0	1	0	29	6
11:00	2	1	4	1	6	2	6	6	5	2	23	12
11:15	5	2	13	2	5	0	9	5	0	3	32	12
11:30	2	4	5	0	6	3	4	3	7	3	24	13
11:45	4	0	11	4	8	1	12	3	7	1	42	9
Totals	112	990	151	1014	116	966	120	933	109	874	608	4777
Day Total	1102		1165		1082		1053		983		5385	
AM Pct	10.2%		13.0%		10.7%		11.4%		11.1%			

Peak Hour
 Peak Volume
 P.H.F

AECOM

7:00-8:00 AM	15	16	9	15	13	14
7:15-8:15 AM	9	9	11	15	9	11
7:30-8:30 AM	10	9	9	11	11	10
7:45-8:45 AM	7	8	13	9	9	9
8:00-9:00 AM	12	11	13	9	7	10

4:00-5:00 PM	175	169	135	178	152	162
4:15-5:15 PM	175	184	162	185	140	169
4:30-5:30 PM	202	189	201	193	152	187
4:45-5:45 PM	210	194	217	184	136	188
5:00-6:00 PM	204	197	221	175	147	189

Client: #REF!
 File Number:
 Route: L-2a
 Location:

Site Ref: L-2a
 Direction: IN

Count Date	4/11/2022		4/12/2022		4/13/2022		4/14/2022		4/15/2022			
Count Time	AM	PM	AM	PM	AM	PM	AM	PM	AM	PM	AM	PM
0:00	0	9	1	14	0	12	0	9	0	10	1	54
0:15	0	5	1	7	0	15	1	14	0	4	2	45
0:30	0	11	0	7	0	12	0	11	0	7	0	48
0:45	0	15	0	10	0	14	2	17	0	8	2	64
1:00	0	6	0	11	2	8	0	10	0	7	2	42
1:15	1	4	1	10	0	5	0	9	0	5	2	33
1:30	0	12	0	11	2	8	0	6	2	3	4	40
1:45	0	9	0	17	0	10	0	8	0	4	0	48
2:00	0	4	0	6	0	6	0	10	0	9	0	35
2:15	0	2	0	6	0	6	1	7	0	6	1	27
2:30	0	4	1	3	0	7	1	2	0	3	2	19
2:45	2	6	0	2	0	6	0	10	0	10	2	34
3:00	0	1	0	2	1	3	0	6	0	7	1	19
3:15	1	6	1	4	0	11	0	5	0	1	2	27
3:30	1	5	2	5	2	6	3	5	3	5	11	26
3:45	0	11	3	7	1	7	3	9	1	2	8	36
4:00	1	8	2	5	1	5	3	7	2	7	9	32
4:15	0	4	1	6	0	5	0	8	1	2	2	25
4:30	6	0	8	9	6	2	6	4	5	9	31	24
4:45	10	4	6	8	12	9	7	8	9	5	44	34
5:00	6	6	12	2	6	14	5	6	7	1	36	29
5:15	9	9	10	4	12	5	8	3	12	3	51	24
5:30	14	3	28	2	20	2	21	5	21	2	104	14
5:45	33	4	31	2	29	3	32	4	19	6	144	19
6:00	35	4	29	2	37	2	31	3	19	1	151	12
6:15	44	3	62	2	42	6	47	6	39	1	234	18
6:30	68	1	80	4	80	6	72	1	54	0	354	12
6:45	78	4	100	4	109	4	102	2	81	1	470	15
7:00	31	2	44	3	29	5	45	2	36	3	185	15
7:15	56	3	74	1	66	0	44	0	40	0	280	4
7:30	56	7	57	2	43	1	49	2	41	0	246	12
7:45	56	2	63	1	49	2	58	0	42	4	268	9
8:00	39	0	39	3	36	0	37	4	28	1	179	8
8:15	44	1	45	2	35	1	40	2	29	3	193	9
8:30	41	0	41	0	51	0	37	1	30	2	200	3
8:45	48	0	48	1	39	1	43	2	32	1	210	5
9:00	28	0	30	3	22	3	42	0	19	0	141	6
9:15	23	1	29	1	25	1	21	1	24	1	122	5
9:30	23	1	25	1	18	0	17	2	22	2	105	6
9:45	21	0	18	1	24	1	19	0	20	4	102	6
10:00	7	0	20	0	18	0	15	4	14	0	74	4
10:15	7	0	20	0	18	0	8	1	10	0	63	1
10:30	7	0	13	0	19	1	7	0	7	1	53	2
10:45	20	1	14	0	17	1	12	1	12	0	75	3
11:00	12	0	5	0	10	1	10	1	13	0	50	2
11:15	11	2	11	2	7	0	6	1	7	0	42	5
11:30	6	2	8	2	8	0	9	0	6	0	37	4
11:45	7	0	15	1	16	0	13	0	3	0	54	1
Totals	852	182	998	196	912	217	877	219	710	151	4349	965
Day Total	1034		1194		1129		1096		861		5314	
AM Pct	82.4%		83.6%		80.8%		80.0%		82.5%			

Peak Hour
 Peak Volume
 P.H.F

AECOM

7:00-8:00 AM	199	238	187	196	159	196
7:15-8:15 AM	207	233	194	188	151	195
7:30-8:30 AM	195	204	163	184	140	177
7:45-8:45 AM	180	188	171	172	129	168
8:00-9:00 AM	172	173	161	157	119	156

4:00-5:00 PM	16	28	21	27	23	23
4:15-5:15 PM	14	25	30	26	17	22
4:30-5:30 PM	19	23	30	21	18	22
4:45-5:45 PM	22	16	30	22	11	20
5:00-6:00 PM	22	10	24	18	12	17

Client: #REF!
 File Number:
 Route: L-2a
 Location:

Site Ref: L-2a
 Direction: OUT

Count Date	4/11/2022		4/12/2022		4/13/2022		4/14/2022		4/15/2022			
Count Time	AM	PM	AM	PM	AM	PM	AM	PM	AM	PM	AM	PM
0:00	0	14	5	16	1	12	0	22	0	11	6	75
0:15	0	12	1	10	1	14	2	13	0	12	4	61
0:30	0	11	0	11	0	14	1	10	1	13	2	59
0:45	0	11	0	11	0	12	3	14	0	12	3	60
1:00	0	9	0	15	0	18	0	17	0	11	0	70
1:15	0	3	1	13	0	8	0	16	0	10	1	50
1:30	0	15	0	17	0	23	1	19	0	18	1	92
1:45	2	11	0	17	0	10	0	18	0	12	2	68
2:00	0	18	0	25	0	22	0	16	0	20	0	101
2:15	0	13	1	20	1	13	1	12	2	12	5	70
2:30	0	24	0	28	1	25	1	31	0	35	2	143
2:45	0	24	0	24	0	20	0	21	0	27	0	116
3:00	1	23	1	18	1	22	0	20	0	17	3	100
3:15	0	16	0	29	0	20	0	22	0	20	0	107
3:30	0	43	0	40	0	43	0	34	0	32	0	192
3:45	0	37	0	31	0	29	1	23	0	29	1	149
4:00	0	49	3	45	0	31	1	41	0	45	4	211
4:15	0	31	0	41	0	49	0	49	0	38	0	208
4:30	1	59	1	34	1	49	0	40	0	49	3	231
4:45	0	30	0	59	2	46	0	45	1	33	3	213
5:00	0	52	2	58	0	44	0	60	0	51	2	265
5:15	1	69	0	49	1	70	0	50	2	33	4	271
5:30	1	46	1	47	1	47	0	48	1	41	4	229
5:45	2	51	0	37	2	51	1	39	5	27	10	205
6:00	2	35	0	41	1	41	1	15	0	22	4	154
6:15	7	31	2	27	2	28	5	28	2	31	18	145
6:30	3	27	0	32	0	24	3	27	1	13	7	123
6:45	2	13	3	19	0	20	4	15	0	9	9	76
7:00	2	14	1	16	2	20	2	21	4	10	11	81
7:15	4	17	7	18	8	24	4	22	18	8	41	89
7:30	2	41	3	54	9	36	5	44	5	37	24	212
7:45	3	38	4	38	4	32	4	31	1	18	16	157
8:00	3	9	6	19	9	23	6	18	6	20	30	89
8:15	3	7	6	7	4	10	5	19	2	7	20	50
8:30	1	9	7	6	1	7	6	8	0	6	15	36
8:45	5	4	4	3	3	5	5	7	6	3	23	22
9:00	7	2	5	3	5	5	5	3	10	2	32	15
9:15	7	5	12	7	5	4	9	2	6	2	39	20
9:30	8	1	8	6	9	8	6	2	6	4	37	21
9:45	9	0	13	4	1	2	4	5	6	6	33	17
10:00	7	1	10	5	4	2	5	3	4	0	30	11
10:15	2	1	7	1	5	0	3	0	8	2	25	4
10:30	5	1	4	0	5	1	6	2	1	1	21	5
10:45	7	0	17	0	8	0	7	1	7	0	46	1
11:00	5	0	6	1	7	4	5	3	9	2	32	10
11:15	13	2	10	6	14	1	4	1	10	0	51	10
11:30	7	4	9	3	8	2	11	2	7	0	42	11
11:45	5	1	11	0	8	2	9	0	8	1	41	4
Totals	127	934	171	1011	134	993	136	959	139	812	707	4709
Day Total	1061		1182		1127		1095		951		5416	
AM Pct	12.0%		14.5%		11.9%		12.4%		14.6%			

Peak Hour
 Peak Volume
 P.H.F

AECOM

7:00-8:00 AM	11	15	23	15	28	18
7:15-8:15 AM	12	20	30	19	30	22
7:30-8:30 AM	11	19	26	20	14	18
7:45-8:45 AM	10	23	18	21	9	16
8:00-9:00 AM	12	23	17	22	14	18

4:00-5:00 PM	169	179	175	175	165	173
4:15-5:15 PM	172	192	188	194	171	183
4:30-5:30 PM	210	200	209	195	166	196
4:45-5:45 PM	197	213	207	203	158	196
5:00-6:00 PM	218	191	212	197	152	194

Client: #REF!
 File Number:
 Route: L-3b
 Location:

Site Ref: L-3b
 Direction: IN

Count Date	4/11/2022		4/12/2022		4/13/2022		4/14/2022		4/15/2022			
Count Time	AM	PM	AM	PM	AM	PM	AM	PM	AM	PM	AM	PM
0:00	0	2	0	3	0	6	0	2	0	2	0	15
0:15	0	2	0	4	0	2	0	3	0	1	0	12
0:30	0	0	0	1	0	1	0	4	0	3	0	9
0:45	0	1	0	5	4	3	0	3	0	4	4	16
1:00	0	3	0	6	0	3	0	4	0	3	0	19
1:15	1	3	0	7	0	3	0	0	0	2	1	15
1:30	0	7	0	2	0	5	0	6	0	4	0	24
1:45	1	1	0	2	0	5	0	4	0	3	1	15
2:00	0	4	1	4	1	2	0	6	0	5	2	21
2:15	3	3	0	7	0	5	0	1	0	4	3	20
2:30	0	3	0	4	0	3	0	4	0	4	0	18
2:45	0	3	0	3	0	1	0	3	0	3	0	13
3:00	0	0	0	3	0	1	0	3	0	2	0	9
3:15	0	7	1	7	1	6	1	3	1	0	4	23
3:30	2	2	3	2	0	6	3	5	0	5	8	20
3:45	0	7	3	3	5	2	2	2	2	2	12	16
4:00	1	3	3	8	1	5	5	5	0	6	10	27
4:15	1	1	1	0	1	3	4	2	5	5	12	11
4:30	4	5	2	5	2	8	3	6	1	6	12	30
4:45	10	2	9	7	11	2	6	5	7	2	43	18
5:00	2	2	2	4	2	1	6	5	3	2	15	14
5:15	5	2	9	0	4	3	4	5	5	5	27	15
5:30	4	6	6	5	7	4	7	3	6	1	30	19
5:45	9	0	8	0	6	7	6	3	4	2	33	12
6:00	9	2	11	7	12	2	7	7	7	3	46	21
6:15	14	4	20	5	18	9	19	5	22	2	93	25
6:30	46	2	38	6	39	8	47	2	32	2	202	20
6:45	18	5	22	5	19	2	12	4	12	5	83	21
7:00	3	1	9	2	3	4	1	5	5	0	21	12
7:15	6	1	6	1	4	2	2	2	5	3	23	9
7:30	7	2	6	1	6	0	4	1	4	2	27	6
7:45	5	2	3	0	2	0	5	0	1	1	16	3
8:00	4	0	2	3	1	2	3	1	4	3	14	9
8:15	2	1	7	0	0	3	0	5	3	2	12	11
8:30	3	0	2	0	6	0	4	0	3	0	18	0
8:45	4	0	3	0	3	0	3	2	2	2	15	4
9:00	5	0	3	0	2	1	5	1	1	1	16	3
9:15	2	0	9	1	7	0	5	2	5	0	28	3
9:30	4	2	5	0	3	0	3	0	3	0	18	2
9:45	3	0	2	1	3	1	1	0	1	0	10	2
10:00	3	0	1	0	7	0	2	0	3	0	16	0
10:15	0	2	3	0	0	1	0	0	5	1	8	4
10:30	7	0	2	2	3	0	2	0	1	0	15	2
10:45	2	1	4	1	3	1	5	0	5	0	19	3
11:00	5	0	5	0	1	1	3	0	2	0	16	1
11:15	4	1	1	0	2	0	5	0	1	0	13	1
11:30	0	0	1	0	5	0	3	0	3	1	12	1
11:45	1	2	3	0	3	0	5	0	4	0	16	2
Totals	200	97	216	127	197	124	193	124	168	104	974	576
Day Total	297		343		321		317		272		1550	
AM Pct	67.3%		63.0%		61.4%		60.9%		61.8%			

Peak Hour
 Peak Volume
 P.H.F

AECOM

7:00-8:00 AM	21	24	15	12	15	17
7:15-8:15 AM	22	17	13	14	14	16
7:30-8:30 AM	18	18	9	12	12	14
7:45-8:45 AM	14	14	9	12	11	12
8:00-9:00 AM	13	14	10	10	12	12

4:00-5:00 PM	11	20	18	18	19	17
4:15-5:15 PM	10	16	14	18	15	15
4:30-5:30 PM	11	16	14	21	15	15
4:45-5:45 PM	12	16	10	18	10	13
5:00-6:00 PM	10	9	15	16	10	12

Client: #REF!
 File Number:
 Route: L-3b
 Location:

Site Ref: L-3b
 Direction: OUT

Count Date	4/11/2022		4/12/2022		4/13/2022		4/14/2022		4/15/2022			
Count Time	AM	PM	AM	PM	AM	PM	AM	PM	AM	PM	AM	PM
0:00	0	1	1	1	0	3	0	7	1	2	2	14
0:15	0	2	0	4	0	5	0	2	0	1	0	14
0:30	0	2	0	2	0	3	0	3	0	1	0	11
0:45	0	3	0	2	0	3	0	6	0	1	0	15
1:00	2	2	0	14	0	5	1	2	0	5	3	28
1:15	0	6	0	12	2	4	0	1	0	5	2	28
1:30	0	13	0	18	2	13	0	11	0	13	2	68
1:45	0	6	1	3	0	8	0	2	0	9	1	28
2:00	1	4	1	4	0	4	0	8	1	1	3	21
2:15	0	6	0	14	1	8	2	6	4	7	7	41
2:30	0	9	1	7	1	9	1	6	0	7	3	38
2:45	2	4	0	3	0	4	0	5	0	10	2	26
3:00	1	6	0	10	0	2	0	1	0	4	1	23
3:15	0	15	1	11	0	18	0	8	0	5	1	57
3:30	1	12	0	10	0	13	0	5	2	12	3	52
3:45	0	3	1	5	0	4	2	10	0	5	3	27
4:00	0	8	0	6	0	8	1	11	1	6	2	39
4:15	0	5	0	9	0	5	2	5	2	5	4	29
4:30	1	9	0	10	0	13	0	8	1	13	2	53
4:45	0	4	1	9	1	13	0	9	0	7	2	42
5:00	0	2	0	10	0	6	1	3	0	11	1	32
5:15	0	6	2	7	0	8	2	6	0	10	4	37
5:30	0	10	1	5	2	5	1	2	1	4	5	26
5:45	1	3	3	3	2	5	3	3	2	2	11	16
6:00	2	6	2	6	0	3	1	10	0	8	5	33
6:15	1	7	0	5	0	6	1	8	4	8	6	34
6:30	3	3	1	8	1	6	0	8	1	7	6	32
6:45	7	2	7	8	8	5	4	5	3	2	29	22
7:00	2	1	3	1	4	3	0	8	0	3	9	16
7:15	6	8	7	7	5	6	1	8	1	6	20	35
7:30	6	25	7	29	7	25	3	16	5	20	28	115
7:45	6	14	5	14	1	17	3	16	1	8	16	69
8:00	7	3	3	7	2	5	1	7	5	7	18	29
8:15	3	0	6	2	1	3	2	8	1	7	13	20
8:30	3	3	1	1	4	2	3	4	1	1	12	11
8:45	6	1	9	0	6	0	1	4	0	1	22	6
9:00	4	2	2	1	2	0	4	3	1	1	13	7
9:15	1	1	8	0	1	1	6	2	4	1	20	5
9:30	4	2	7	1	6	0	6	2	2	4	25	9
9:45	3	1	3	1	3	3	4	0	4	2	17	7
10:00	5	1	2	2	9	4	2	0	5	0	23	7
10:15	1	2	5	1	2	1	1	1	4	0	13	5
10:30	5	1	2	2	2	1	1	2	2	2	12	8
10:45	5	0	4	1	7	0	8	1	1	1	25	3
11:00	2	2	3	4	3	3	2	2	7	4	17	15
11:15	3	1	1	1	2	1	2	2	5	4	13	9
11:30	2	6	2	3	8	3	6	1	5	3	23	16
11:45	1	2	3	1	4	0	3	1	4	1	15	5
Totals	97	235	106	285	99	267	81	249	81	247	464	1283
Day Total	332		391		366		330		328		1747	
AM Pct	29.2%		27.1%		27.0%		24.5%		24.7%			

Peak Hour
 Peak Volume
 P.H.F

AECOM

7:00-8:00 AM	20	22	17	7	7	15
7:15-8:15 AM	25	22	15	8	12	16
7:30-8:30 AM	22	21	11	9	12	15
7:45-8:45 AM	19	15	8	9	8	12
8:00-9:00 AM	19	19	13	7	7	13

4:00-5:00 PM	26	34	39	33	31	33
4:15-5:15 PM	20	38	37	25	36	31
4:30-5:30 PM	21	36	40	26	41	33
4:45-5:45 PM	22	31	32	20	32	27
5:00-6:00 PM	21	25	24	14	27	22

Client: #REF!
 File Number:
 Route: L-9a
 Location:

Site Ref: L-9a
 Direction: IN

Count Date	4/11/2022		4/12/2022		4/13/2022		4/14/2022		4/15/2022			
Count Time	AM	PM	AM	PM	AM	PM	AM	PM	AM	PM	AM	PM
0:00	0	5	0	9	0	6	1	8	0	3	1	31
0:15	1	1	0	6	0	3	0	6	0	3	1	19
0:30	0	9	0	5	0	3	1	6	0	3	1	26
0:45	0	7	1	6	0	3	1	2	1	3	3	21
1:00	0	5	1	4	0	8	0	4	0	3	1	24
1:15	0	5	0	5	0	8	0	7	0	4	0	29
1:30	0	3	0	7	0	8	1	4	0	6	1	28
1:45	1	4	0	5	0	3	0	2	0	4	1	18
2:00	0	3	0	4	0	4	0	4	0	7	0	22
2:15	0	8	0	6	0	1	0	1	0	9	0	25
2:30	0	8	0	4	1	4	0	4	0	3	1	23
2:45	0	5	0	5	0	4	0	3	0	6	0	23
3:00	0	2	0	7	0	3	0	5	0	7	0	24
3:15	0	7	0	10	1	6	1	5	1	8	3	36
3:30	1	6	3	7	2	6	1	6	2	8	9	33
3:45	3	8	0	6	6	6	0	11	1	6	10	37
4:00	1	9	5	8	1	6	2	5	0	5	9	33
4:15	1	6	1	10	1	7	3	3	1	6	7	32
4:30	6	5	6	3	4	5	1	8	4	7	21	28
4:45	7	9	8	10	4	14	7	5	4	8	30	46
5:00	6	12	5	6	4	12	4	7	5	6	24	43
5:15	6	7	9	6	6	10	6	8	3	7	30	38
5:30	4	3	4	6	5	8	6	4	6	6	25	27
5:45	8	8	9	11	14	5	10	8	6	5	47	37
6:00	8	4	10	4	7	7	11	4	6	4	42	23
6:15	9	7	12	11	11	2	6	3	7	7	45	30
6:30	5	4	6	5	6	4	11	11	8	10	36	34
6:45	5	8	7	10	12	3	6	6	8	8	38	35
7:00	7	5	13	9	7	8	7	6	10	9	44	37
7:15	7	4	8	3	10	8	11	4	6	0	42	19
7:30	8	6	8	6	10	8	7	5	8	2	41	27
7:45	6	3	11	2	8	5	10	4	6	5	41	19
8:00	9	3	8	2	11	1	6	2	13	2	47	10
8:15	4	1	7	2	8	1	5	0	9	2	33	6
8:30	8	3	10	1	8	2	5	2	8	3	39	11
8:45	12	3	14	4	14	1	12	1	0	1	52	10
9:00	8	3	13	2	14	2	12	2	0	4	47	13
9:15	10	2	8	1	9	0	12	2	3	2	42	7
9:30	12	2	7	5	7	6	9	4	8	1	43	18
9:45	7	3	6	3	10	7	7	5	7	7	37	25
10:00	4	4	3	4	9	2	5	0	6	2	27	12
10:15	2	1	6	3	10	2	7	3	8	1	33	10
10:30	5	0	2	1	8	1	4	0	7	3	26	5
10:45	3	0	7	2	8	0	4	0	10	2	32	4
11:00	4	1	8	1	6	0	4	0	6	1	28	3
11:15	8	2	3	2	2	0	4	0	4	1	21	5
11:30	5	0	7	0	5	0	6	0	7	0	30	0
11:45	5	1	8	1	7	1	3	2	5	0	28	5
Totals	206	215	244	240	256	214	219	192	194	210	1119	1071
Day Total	421		484		470		411		404		2190	
AM Pct	48.9%		50.4%		54.5%		53.3%		48.0%			

Peak Hour
 Peak Volume
 P.H.F

AECOM

7:00-8:00 AM	28	40	35	35	30	34
7:15-8:15 AM	30	35	39	34	33	34
7:30-8:30 AM	27	34	37	28	36	32
7:45-8:45 AM	27	36	35	26	36	32
8:00-9:00 AM	33	39	41	28	30	34

4:00-5:00 PM	29	31	32	21	26	28
4:15-5:15 PM	32	29	38	23	27	30
4:30-5:30 PM	33	25	41	28	28	31
4:45-5:45 PM	31	28	44	24	27	31
5:00-6:00 PM	30	29	35	27	24	29

Client: #REF!
 File Number:
 Route: L-9a
 Location:

Site Ref: L-9a
 Direction: OUT

Count Date	4/11/2022		4/12/2022		4/13/2022		4/14/2022		4/15/2022			
Count Time	AM	PM	AM	PM	AM	PM	AM	PM	AM	PM	AM	PM
0:00	0	3	2	9	0	4	1	6	0	8	3	30
0:15	0	8	2	7	0	6	0	3	0	5	2	29
0:30	1	4	0	3	0	3	0	7	0	3	1	20
0:45	0	5	3	7	2	7	2	4	3	3	10	26
1:00	0	4	1	6	2	8	0	4	0	2	3	24
1:15	0	9	0	4	0	2	1	5	2	8	3	28
1:30	0	8	2	12	0	10	0	11	0	13	2	54
1:45	0	6	1	8	2	9	0	7	0	6	3	36
2:00	1	15	1	16	0	9	0	6	0	7	2	53
2:15	0	6	0	4	0	13	0	13	0	10	0	46
2:30	0	11	0	12	0	11	0	9	0	9	0	52
2:45	1	9	0	10	2	8	0	6	0	4	3	37
3:00	1	7	0	4	0	5	0	5	0	3	1	24
3:15	0	4	0	9	0	4	1	6	0	6	1	29
3:30	0	2	0	6	0	9	0	4	0	6	0	27
3:45	0	4	1	8	0	4	0	6	0	6	1	28
4:00	0	5	2	9	0	6	1	9	1	2	4	31
4:15	3	11	4	9	4	8	2	4	0	9	13	41
4:30	6	7	5	3	7	6	6	3	7	6	31	25
4:45	1	5	0	12	3	12	1	7	0	9	5	45
5:00	4	7	2	7	0	10	0	10	1	12	7	46
5:15	2	12	2	10	0	8	0	9	1	9	5	48
5:30	1	6	2	5	1	5	0	4	0	8	4	28
5:45	2	3	1	3	2	4	3	7	1	2	9	19
6:00	2	3	8	5	5	7	1	3	2	1	18	19
6:15	2	3	4	9	6	8	3	4	2	8	17	32
6:30	7	2	5	13	7	4	11	7	6	7	36	33
6:45	4	7	5	5	6	6	3	5	5	6	23	29
7:00	3	2	8	5	7	12	6	1	4	7	28	27
7:15	9	6	11	6	5	3	7	3	9	5	41	23
7:30	6	4	5	3	10	5	5	3	5	7	31	22
7:45	6	6	8	4	9	4	4	3	6	2	33	19
8:00	6	3	11	2	10	0	9	2	8	1	44	8
8:15	5	1	9	3	7	2	6	4	8	1	35	11
8:30	2	3	4	3	7	3	6	2	5	2	24	13
8:45	4	3	9	4	9	2	5	2	0	3	27	14
9:00	9	1	7	3	8	3	7	0	0	2	31	9
9:15	8	2	5	4	8	5	5	1	4	4	30	16
9:30	12	1	11	3	9	4	4	2	9	5	45	15
9:45	8	1	9	3	8	2	6	2	10	1	41	9
10:00	5	3	6	1	7	1	6	2	6	1	30	8
10:15	3	2	5	2	8	2	7	2	3	1	26	9
10:30	6	0	4	2	10	0	9	0	6	0	35	2
10:45	5	0	7	1	6	1	6	1	14	0	38	3
11:00	7	3	5	2	5	2	7	0	3	2	27	9
11:15	5	2	3	5	5	1	9	3	2	3	24	14
11:30	6	2	5	1	5	3	6	1	9	1	31	8
11:45	6	0	9	0	13	2	5	1	8	1	41	4
Totals	159	221	194	272	205	253	161	209	150	227	869	1182
Day Total	380		466		458		370		377		2051	
AM Pct	41.8%		41.6%		44.8%		43.5%		39.8%			

Peak Hour
 Peak Volume
 P.H.F

AECOM

7:00-8:00 AM	24	32	31	22	24	27
7:15-8:15 AM	27	35	34	25	28	30
7:30-8:30 AM	23	33	36	24	27	29
7:45-8:45 AM	19	32	33	25	27	27
8:00-9:00 AM	17	33	33	26	21	26

4:00-5:00 PM	28	33	32	23	26	28
4:15-5:15 PM	30	31	36	24	36	31
4:30-5:30 PM	31	32	36	29	36	33
4:45-5:45 PM	30	34	35	30	38	33
5:00-6:00 PM	28	25	27	30	31	28

Client: #REF!
 File Number:
 Route: PS-1a
 Location:

Site Ref: PS-1a
 Direction: IN

Count Date	4/11/2022		4/12/2022		4/13/2022		4/14/2022		4/15/2022			
Count Time	AM	PM	AM	PM	AM	PM	AM	PM	AM	PM	AM	PM
0:00	1	6	0	8	0	5	0	2	0	4	1	25
0:15	0	5	0	5	1	7	0	11	0	9	1	37
0:30	0	8	1	5	0	5	1	8	1	4	3	30
0:45	0	8	0	1	0	6	0	7	0	9	0	31
1:00	1	2	1	5	0	3	1	7	1	4	4	21
1:15	0	5	0	8	0	8	0	7	0	4	0	32
1:30	0	3	0	2	0	4	0	2	0	2	0	13
1:45	0	4	0	7	0	10	0	5	1	7	1	33
2:00	0	9	0	12	0	4	1	9	0	9	1	43
2:15	1	5	0	8	1	14	0	6	0	10	2	43
2:30	1	3	1	5	0	7	1	8	1	5	4	28
2:45	0	12	0	6	0	8	0	6	0	5	0	37
3:00	0	1	1	5	0	4	0	7	0	3	1	20
3:15	0	1	2	4	3	3	2	7	2	1	9	16
3:30	3	2	0	3	3	3	3	7	2	3	11	18
3:45	1	5	4	5	1	8	2	14	3	5	11	37
4:00	1	10	1	10	1	9	2	16	1	9	6	54
4:15	3	11	5	7	5	5	4	6	1	7	18	36
4:30	2	2	4	4	4	6	3	4	11	6	24	22
4:45	7	1	12	3	10	1	7	2	6	4	42	11
5:00	4	4	1	4	5	5	3	7	4	5	17	25
5:15	2	1	5	5	7	1	2	5	6	5	22	17
5:30	9	5	13	4	15	2	14	5	16	1	67	17
5:45	12	5	13	6	18	6	19	4	18	7	80	28
6:00	23	5	22	8	25	7	23	7	21	1	114	28
6:15	21	7	29	11	29	6	35	10	32	7	146	41
6:30	20	9	27	5	21	4	24	6	37	4	129	28
6:45	29	2	17	5	22	2	28	2	18	4	114	15
7:00	15	3	13	1	13	1	19	3	17	2	77	10
7:15	25	3	12	3	11	4	14	2	15	2	77	14
7:30	13	2	13	1	13	2	14	3	11	2	64	10
7:45	18	3	10	1	18	0	9	1	4	5	59	10
8:00	16	0	11	1	19	0	15	2	16	2	77	5
8:15	12	1	19	2	21	3	19	3	8	0	79	9
8:30	10	1	12	1	13	4	13	3	13	1	61	10
8:45	14	0	11	1	7	3	14	1	20	1	66	6
9:00	10	1	6	0	9	3	12	1	10	1	47	6
9:15	8	3	10	7	10	6	6	2	14	2	48	20
9:30	8	4	9	3	12	2	15	4	6	1	50	14
9:45	7	5	11	4	8	5	5	4	13	2	44	20
10:00	7	4	10	5	4	7	5	7	5	7	31	30
10:15	13	14	4	10	6	3	6	8	5	9	34	44
10:30	5	3	14	1	3	6	11	6	5	5	38	21
10:45	7	1	3	1	5	3	7	4	3	2	25	11
11:00	5	3	4	2	3	0	11	0	3	1	26	6
11:15	4	0	6	2	4	2	9	1	1	3	24	8
11:30	3	0	9	1	4	3	7	0	3	1	26	5
11:45	4	0	3	0	1	1	4	0	5	0	17	1
Totals	345	192	349	208	355	211	390	242	359	193	1798	1046
Day Total	537		557		566		632		552		2844	
AM Pct	64.2%		62.7%		62.7%		61.7%		65.0%			

Peak Hour
 Peak Volume
 P.H.F

AECOM

7:00-8:00 AM	71	48	55	56	47	55
7:15-8:15 AM	72	46	61	52	46	55
7:30-8:30 AM	59	53	71	57	39	56
7:45-8:45 AM	56	52	71	56	41	55
8:00-9:00 AM	52	53	60	61	57	57

4:00-5:00 PM	24	24	21	28	26	25
4:15-5:15 PM	18	18	17	19	22	19
4:30-5:30 PM	8	16	13	18	20	15
4:45-5:45 PM	11	16	9	19	15	14
5:00-6:00 PM	15	19	14	21	18	17

Client: #REF!
 File Number:
 Route: PS-1a
 Location:

Site Ref: PS-1a
 Direction: OUT

Count Date	4/11/2022		4/12/2022		4/13/2022		4/14/2022		4/15/2022			
Count Time	AM	PM	AM	PM	AM	PM	AM	PM	AM	PM	AM	PM
0:00	2	6	2	7	1	6	1	8	0	6	6	33
0:15	0	5	1	4	0	11	0	7	4	10	5	37
0:30	1	11	4	5	2	7	2	7	1	5	10	35
0:45	4	1	1	5	3	4	0	7	1	1	9	18
1:00	2	6	10	8	9	7	6	8	7	10	34	39
1:15	0	5	7	6	5	5	3	4	3	5	18	25
1:30	1	7	1	10	3	14	2	10	1	7	8	48
1:45	0	2	2	10	1	8	0	12	0	3	3	35
2:00	0	9	0	7	0	10	0	4	0	8	0	38
2:15	1	7	0	3	1	4	0	5	0	8	2	27
2:30	0	4	0	11	1	8	0	11	3	12	4	46
2:45	0	8	0	10	0	8	0	7	2	3	2	36
3:00	0	11	0	16	0	19	1	16	1	15	2	77
3:15	0	13	1	14	0	14	0	14	0	15	1	70
3:30	3	21	1	21	0	26	1	27	1	17	6	112
3:45	0	11	2	16	1	15	0	12	0	11	3	65
4:00	1	18	0	18	2	11	0	16	0	10	3	73
4:15	0	17	0	15	0	16	0	19	1	7	1	74
4:30	0	6	4	10	5	11	4	13	4	11	17	51
4:45	3	23	1	18	1	22	2	20	1	18	8	101
5:00	1	16	0	17	1	20	0	17	0	16	2	86
5:15	0	20	2	32	1	23	0	23	0	13	3	111
5:30	0	23	1	13	0	13	1	17	1	7	3	73
5:45	1	14	1	22	3	8	2	13	2	16	9	73
6:00	1	15	1	14	3	15	3	13	2	10	10	67
6:15	2	11	5	10	1	13	1	11	1	9	10	54
6:30	2	12	2	15	6	9	4	20	2	8	16	64
6:45	9	12	5	10	11	12	5	13	9	4	39	51
7:00	16	11	15	10	12	8	14	13	14	13	71	55
7:15	11	6	19	8	21	15	11	6	14	9	76	44
7:30	21	20	10	17	11	14	12	13	18	11	72	75
7:45	7	7	9	7	6	11	10	9	10	11	42	45
8:00	3	4	1	10	5	1	3	10	1	4	13	29
8:15	0	3	3	7	1	9	0	6	1	3	5	28
8:30	2	2	0	8	1	2	2	4	3	5	8	21
8:45	3	2	3	0	0	8	2	5	1	1	9	16
9:00	1	3	0	3	1	1	2	4	4	5	8	16
9:15	0	4	1	6	4	3	2	3	2	3	9	19
9:30	2	4	4	1	2	8	1	7	2	5	11	25
9:45	3	2	3	0	5	5	1	0	3	2	15	9
10:00	3	6	1	6	3	5	1	6	2	3	10	26
10:15	4	6	0	3	6	0	1	2	5	3	16	14
10:30	6	6	8	4	4	2	5	3	2	5	25	20
10:45	9	3	1	2	4	4	0	3	3	4	17	16
11:00	3	5	6	9	2	11	5	4	4	7	20	36
11:15	8	6	11	5	7	7	3	3	4	5	33	26
11:30	2	5	9	11	5	10	6	7	6	8	28	41
11:45	7	1	5	7	6	3	4	4	6	0	28	15
Totals	145	420	163	471	167	466	123	466	152	372	750	2195
Day Total	565		634		633		589		524		2945	
AM Pct	25.7%		25.7%		26.4%		20.9%		29.0%			

Peak Hour
 Peak Volume
 P.H.F

AECOM

7:00-8:00 AM	55	53	50	47	56	52
7:15-8:15 AM	42	39	43	36	43	41
7:30-8:30 AM	31	23	23	25	30	26
7:45-8:45 AM	12	13	13	15	15	14
8:00-9:00 AM	8	7	7	7	6	7

4:00-5:00 PM	64	61	60	68	46	60
4:15-5:15 PM	62	60	69	69	52	62
4:30-5:30 PM	65	77	76	73	58	70
4:45-5:45 PM	82	80	78	77	54	74
5:00-6:00 PM	73	84	64	70	52	69

Client: #REF!
 File Number:
 Route: PS-1b
 Location:

Site Ref: PS-1b
 Direction: IN

Count Date	4/11/2022		4/12/2022		4/13/2022		4/14/2022		4/15/2022			
Count Time	AM	PM	AM	PM	AM	PM	AM	PM	AM	PM	AM	PM
0:00	0	8	0	11	0	6	0	9	0	8	0	42
0:15	1	3	0	3	0	3	1	9	1	6	3	24
0:30	0	4	0	10	0	6	0	8	0	3	0	31
0:45	0	13	1	11	1	7	0	8	0	7	2	46
1:00	0	2	0	4	1	4	0	4	0	8	1	22
1:15	0	11	0	6	1	7	1	7	0	8	2	39
1:30	0	2	0	8	0	6	0	13	0	10	0	39
1:45	1	8	1	3	0	9	0	10	0	7	2	37
2:00	0	8	0	9	0	13	1	9	3	5	4	44
2:15	1	7	0	5	0	6	0	10	2	11	3	39
2:30	0	11	0	4	0	6	0	12	0	8	0	41
2:45	0	3	0	5	0	8	1	9	0	7	1	32
3:00	0	4	0	7	1	4	0	4	0	4	1	23
3:15	0	6	0	2	0	9	0	5	0	3	0	25
3:30	0	3	2	10	0	7	1	4	0	4	3	28
3:45	0	9	1	11	1	2	1	8	1	2	4	32
4:00	1	4	3	10	2	3	2	8	1	2	9	27
4:15	2	2	1	4	1	6	1	4	1	4	6	20
4:30	3	6	3	4	0	2	2	9	2	8	10	29
4:45	2	2	1	3	2	9	2	9	1	6	8	29
5:00	5	5	5	6	4	1	1	9	0	3	15	24
5:15	3	7	2	6	5	5	4	7	0	1	14	26
5:30	4	3	10	5	4	3	2	7	3	0	23	18
5:45	6	4	7	2	9	5	9	3	6	7	37	21
6:00	15	4	15	7	12	9	11	9	9	7	62	36
6:15	21	7	21	8	21	10	17	13	18	18	98	56
6:30	28	11	17	8	25	6	29	8	15	5	114	38
6:45	20	4	15	8	22	3	17	5	20	8	94	28
7:00	12	0	19	6	15	3	18	1	10	2	74	12
7:15	19	2	10	0	14	3	19	2	10	3	72	10
7:30	24	3	15	4	18	3	13	3	14	2	84	15
7:45	10	0	10	2	13	2	15	1	8	2	56	7
8:00	21	5	15	3	13	1	13	3	12	3	74	15
8:15	16	1	14	1	11	3	15	2	12	2	68	9
8:30	10	0	12	1	11	1	13	0	12	1	58	3
8:45	9	0	18	1	14	3	12	2	7	3	60	9
9:00	14	2	10	1	9	2	9	1	5	0	47	6
9:15	6	1	8	1	13	1	12	2	10	1	49	6
9:30	12	1	10	0	12	2	17	2	10	1	61	6
9:45	11	4	18	2	12	1	14	1	7	2	62	10
10:00	11	1	6	2	7	1	9	2	6	2	39	8
10:15	18	2	6	2	18	4	19	5	9	2	70	15
10:30	8	1	6	2	14	0	5	3	8	4	41	10
10:45	10	0	7	1	9	0	7	0	9	0	42	1
11:00	12	0	14	0	8	1	8	0	2	1	44	2
11:15	7	0	5	0	3	0	10	1	7	0	32	1
11:30	3	0	9	0	14	0	8	0	8	0	42	0
11:45	4	0	5	2	9	0	8	1	6	0	32	3
Totals	350	184	322	211	349	196	347	252	255	201	1623	1044
Day Total	534		533		545		599		456		2667	
AM Pct	65.5%		60.4%		64.0%		57.9%		55.9%			

Peak Hour
 Peak Volume
 P.H.F

AECOM

7:00-8:00 AM	65	54	60	65	42	57
7:15-8:15 AM	74	50	58	60	44	57
7:30-8:30 AM	71	54	55	56	46	56
7:45-8:45 AM	57	51	48	56	44	51
8:00-9:00 AM	56	59	49	53	43	52

4:00-5:00 PM	14	21	20	30	20	21
4:15-5:15 PM	15	17	18	31	21	20
4:30-5:30 PM	20	19	17	34	18	22
4:45-5:45 PM	17	20	18	32	10	19
5:00-6:00 PM	19	19	14	26	11	18

Client: #REF!
 File Number:
 Route: PS-1b
 Location:

Site Ref: PS-1b
 Direction: OUT

Count Date	4/11/2022		4/12/2022		4/13/2022		4/14/2022		4/15/2022			
Count Time	AM	PM	AM	PM	AM	PM	AM	PM	AM	PM	AM	PM
0:00	0	6	0	6	5	8	4	9	3	7	12	36
0:15	3	4	0	3	5	5	0	9	0	9	8	30
0:30	3	6	3	4	2	4	1	4	0	6	9	24
0:45	0	6	1	6	1	3	1	5	2	10	5	30
1:00	1	11	0	12	0	8	2	13	0	7	3	51
1:15	0	4	1	4	1	8	4	11	1	5	7	32
1:30	0	9	2	5	0	2	2	7	0	10	4	33
1:45	0	6	0	8	1	8	0	8	0	7	1	37
2:00	0	11	0	10	0	4	1	9	1	5	2	39
2:15	0	6	0	5	0	8	0	6	2	3	2	28
2:30	0	18	0	9	0	11	0	14	0	5	0	57
2:45	0	9	0	5	0	11	0	5	0	14	0	44
3:00	0	17	0	15	0	14	0	12	0	11	0	69
3:15	0	14	1	17	1	14	0	13	0	12	2	70
3:30	1	14	0	21	0	12	0	17	0	9	1	73
3:45	0	9	1	13	0	11	0	14	0	4	1	51
4:00	0	13	1	9	1	16	0	20	0	14	2	72
4:15	0	12	1	17	2	14	2	10	2	8	7	61
4:30	1	8	1	14	2	14	0	17	1	13	5	66
4:45	1	12	2	10	0	8	1	11	0	4	4	45
5:00	1	16	1	14	0	13	0	17	1	11	3	71
5:15	0	15	1	19	0	19	0	21	0	13	1	87
5:30	1	19	1	13	0	17	1	16	1	5	4	70
5:45	0	9	0	14	1	22	0	18	0	10	1	73
6:00	0	10	3	14	0	15	2	13	1	10	6	62
6:15	3	13	2	12	3	8	5	11	4	12	17	56
6:30	0	6	2	8	0	9	1	13	3	10	6	46
6:45	3	10	1	9	4	13	1	16	6	12	15	60
7:00	6	9	3	10	7	8	5	18	5	5	26	50
7:15	8	12	8	10	19	10	8	7	5	12	48	51
7:30	9	5	9	12	6	14	15	13	12	6	51	50
7:45	4	5	5	4	6	4	2	10	2	6	19	29
8:00	1	6	5	1	4	3	2	3	1	5	13	18
8:15	1	3	6	6	1	1	8	9	0	5	16	24
8:30	5	1	2	4	0	8	3	3	3	2	13	18
8:45	2	5	0	1	2	4	2	2	1	0	7	12
9:00	4	5	1	5	4	2	2	1	3	6	14	19
9:15	5	0	2	6	5	2	1	3	3	5	16	16
9:30	2	1	5	1	5	3	2	5	1	1	15	11
9:45	3	2	1	4	3	4	5	5	3	3	15	18
10:00	2	1	4	2	3	2	1	1	1	3	11	9
10:15	2	1	2	4	5	1	5	3	5	3	19	12
10:30	6	1	5	1	5	3	8	4	1	2	25	11
10:45	3	1	5	1	1	2	8	6	2	2	19	12
11:00	3	2	5	5	2	4	9	2	1	3	20	16
11:15	4	5	6	2	4	0	5	5	5	3	24	15
11:30	5	5	7	5	9	6	4	4	4	5	29	25
11:45	8	2	4	2	7	5	6	3	4	2	29	14
Totals	101	365	110	382	127	385	129	446	90	325	557	1903
Day Total	466		492		512		575		415		2460	
AM Pct	21.7%		22.4%		24.8%		22.4%		21.7%			

Peak Hour
 Peak Volume
 P.H.F

AECOM

7:00-8:00 AM	27	25	38	30	24	29
7:15-8:15 AM	22	27	35	27	20	26
7:30-8:30 AM	15	25	17	27	15	20
7:45-8:45 AM	11	18	11	15	6	12
8:00-9:00 AM	9	13	7	15	5	10

4:00-5:00 PM	45	50	52	58	39	49
4:15-5:15 PM	48	55	49	55	36	49
4:30-5:30 PM	51	57	54	66	41	54
4:45-5:45 PM	62	56	57	65	33	55
5:00-6:00 PM	59	60	71	72	39	60

Client: #REF!
 File Number:
 Route: PS-5a
 Location:

Site Ref: PS-5a
 Direction: IN

Count Date	4/11/2022		4/12/2022		4/13/2022		4/14/2022		4/15/2022			
Count Time	AM	PM	AM	PM	AM	PM	AM	PM	AM	PM	AM	PM
0:00	0	4	0	8	0	5	0	3	0	3	0	23
0:15	0	4	0	6	0	2	0	4	0	8	0	24
0:30	0	3	0	7	0	2	0	3	0	2	0	17
0:45	0	1	0	1	0	5	0	1	0	3	0	11
1:00	0	3	0	5	0	3	0	5	0	5	0	21
1:15	0	2	0	0	0	3	0	1	0	1	0	7
1:30	0	4	1	1	0	2	0	3	0	0	1	10
1:45	0	5	0	1	0	1	0	2	1	2	1	11
2:00	0	2	0	5	0	0	0	1	0	2	0	10
2:15	0	3	0	2	0	4	0	1	0	2	0	12
2:30	0	3	0	0	0	2	0	4	0	1	0	10
2:45	0	0	1	0	1	2	1	3	0	2	3	7
3:00	1	0	0	1	0	0	1	2	0	1	2	4
3:15	1	0	0	2	2	1	1	1	1	5	5	9
3:30	3	2	3	1	1	3	0	2	1	1	8	9
3:45	0	1	2	0	0	3	1	2	0	0	3	6
4:00	0	1	0	1	1	1	0	0	0	2	1	5
4:15	1	1	7	1	1	0	3	1	2	1	14	4
4:30	4	3	3	4	5	1	4	0	4	6	20	14
4:45	3	2	2	2	7	0	3	1	4	2	19	7
5:00	5	0	4	0	5	1	4	2	4	1	22	4
5:15	4	0	3	0	4	0	5	1	2	0	18	1
5:30	7	1	10	2	10	1	9	2	14	1	50	7
5:45	17	1	22	3	19	0	17	2	20	1	95	7
6:00	32	4	50	2	39	1	42	0	43	1	206	8
6:15	73	4	79	2	76	1	66	1	67	0	361	8
6:30	57	1	69	0	60	0	61	2	50	1	297	4
6:45	34	1	43	0	48	1	37	2	33	0	195	4
7:00	40	0	37	0	45	0	42	1	38	0	202	1
7:15	34	1	35	0	45	0	49	0	37	1	200	2
7:30	39	0	55	0	44	0	36	1	35	1	209	2
7:45	40	1	44	0	51	0	43	1	49	1	227	3
8:00	40	0	41	1	40	0	54	1	34	1	209	3
8:15	41	0	44	0	46	0	36	0	33	0	200	0
8:30	44	0	43	2	46	1	42	0	40	0	215	3
8:45	38	0	57	0	43	0	41	1	29	0	208	1
9:00	29	0	30	0	35	0	30	1	43	0	167	1
9:15	25	0	51	0	34	1	23	0	17	1	150	2
9:30	29	0	33	0	28	0	28	0	26	0	144	0
9:45	31	0	22	0	25	0	28	1	21	0	127	1
10:00	12	0	19	0	22	0	26	0	21	0	100	0
10:15	15	0	16	1	14	0	11	0	15	0	71	1
10:30	23	1	8	0	12	1	9	0	14	0	66	2
10:45	9	0	14	0	6	0	5	0	13	1	47	1
11:00	10	0	5	0	8	0	4	0	7	2	34	2
11:15	7	1	7	0	5	0	5	0	11	0	35	1
11:30	5	0	7	0	5	0	11	1	7	0	35	1
11:45	0	0	5	0	6	0	4	0	6	0	21	0
Totals	753	60	872	61	839	48	782	60	742	62	3988	291
Day Total	813		933		887		842		804		4279	
AM Pct	92.6%		93.5%		94.6%		92.9%		92.3%			

Peak Hour
 Peak Volume
 P.H.F

AECOM

7:00-8:00 AM	153	171	185	170	159	168
7:15-8:15 AM	153	175	180	182	155	169
7:30-8:30 AM	160	184	181	169	151	169
7:45-8:45 AM	165	172	183	175	156	170
8:00-9:00 AM	163	185	175	173	136	166

4:00-5:00 PM	7	8	2	2	11	6
4:15-5:15 PM	6	7	2	4	10	6
4:30-5:30 PM	5	6	2	4	9	5
4:45-5:45 PM	3	4	2	6	4	4
5:00-6:00 PM	2	5	2	7	3	4

Client: #REF!
 File Number:
 Route: PS-5a
 Location:

Site Ref: PS-5a
 Direction: OUT

Count Date	4/11/2022		4/12/2022		4/13/2022		4/14/2022		4/15/2022		AM	PM
Count Time	AM	PM	AM	PM	AM	PM	AM	PM	AM	PM	AM	PM
0:00	1	8	0	4	1	7	2	7	0	6	4	32
0:15	0	3	0	6	0	7	0	9	2	7	2	32
0:30	0	8	1	10	0	5	0	4	1	8	2	35
0:45	0	3	2	10	1	6	0	4	0	10	3	33
1:00	0	5	0	9	0	5	0	7	0	5	0	31
1:15	0	3	0	6	1	5	0	12	0	8	1	34
1:30	0	3	0	6	0	13	0	8	2	4	2	34
1:45	0	8	0	6	0	10	0	6	0	9	0	39
2:00	0	1	0	5	0	4	2	1	0	8	2	19
2:15	0	11	0	8	0	6	1	10	0	15	1	50
2:30	0	12	0	7	0	9	0	7	0	16	0	51
2:45	0	11	0	17	0	14	0	16	0	15	0	73
3:00	0	11	0	16	0	10	0	12	0	17	0	66
3:15	1	37	0	25	0	25	0	20	0	21	1	128
3:30	0	32	0	46	0	38	0	38	0	20	0	174
3:45	0	32	0	37	0	29	0	21	0	24	0	143
4:00	0	28	0	35	0	27	0	28	0	29	0	147
4:15	0	35	0	34	0	46	0	38	0	30	0	183
4:30	0	44	0	37	0	31	0	36	0	31	0	179
4:45	0	41	1	39	0	41	0	28	0	31	1	180
5:00	0	47	0	55	0	51	0	44	0	40	0	237
5:15	0	48	1	52	0	68	0	61	0	50	1	279
5:30	0	38	0	49	2	55	0	52	0	38	2	232
5:45	1	33	1	45	0	38	1	46	1	22	4	184
6:00	0	35	2	27	0	33	1	34	0	36	3	165
6:15	1	37	0	31	2	42	0	21	0	30	3	161
6:30	0	16	2	23	0	11	1	33	3	23	6	106
6:45	2	32	2	28	5	19	0	17	2	24	11	120
7:00	0	21	1	23	3	21	1	22	1	25	6	112
7:15	1	25	0	26	6	29	0	26	1	23	8	129
7:30	1	45	3	35	2	42	2	36	1	35	9	193
7:45	1	19	1	21	0	15	0	29	1	30	3	114
8:00	1	16	2	13	3	10	1	25	0	12	7	76
8:15	1	9	5	9	1	7	1	7	1	8	9	40
8:30	0	7	2	7	4	13	2	11	1	8	9	46
8:45	0	5	1	6	2	3	0	1	3	7	6	22
9:00	1	1	2	4	2	0	4	4	1	3	10	12
9:15	0	6	2	3	0	6	0	2	2	3	4	20
9:30	0	2	3	1	1	3	2	3	2	5	8	14
9:45	2	2	1	1	4	2	2	1	1	1	10	7
10:00	1	1	4	2	4	1	1	0	3	4	13	8
10:15	2	2	10	3	3	0	3	2	3	1	21	8
10:30	4	3	8	0	3	2	1	1	2	2	18	8
10:45	3	1	8	0	3	1	0	1	0	1	14	4
11:00	2	2	7	0	6	1	4	1	2	2	21	6
11:15	3	5	6	4	4	4	1	4	0	2	14	19
11:30	4	4	5	2	3	2	2	0	4	2	18	10
11:45	4	0	5	1	5	0	6	1	6	1	26	3
Totals	37	798	88	834	71	817	41	797	46	752	283	3998
Day Total	835		922		888		838		798		4281	
AM Pct	4.4%		9.5%		8.0%		4.9%		5.8%			

Peak Hour
 Peak Volume
 P.H.F

AECOM

7:00-8:00 AM	3	5	11	3	4	5
7:15-8:15 AM	4	6	11	3	3	5
7:30-8:30 AM	4	11	6	4	3	6
7:45-8:45 AM	3	10	8	4	3	6
8:00-9:00 AM	2	10	10	4	5	6

4:00-5:00 PM	148	145	145	130	121	138
4:15-5:15 PM	167	165	169	146	132	156
4:30-5:30 PM	180	183	191	169	152	175
4:45-5:45 PM	174	195	215	185	159	186
5:00-6:00 PM	166	201	212	203	150	186

Client: #REF!
 File Number:
 Route: PS-5b
 Location:

Site Ref: PS-5b
 Direction: IN

Count Date	4/11/2022		4/12/2022		4/13/2022		4/14/2022		4/15/2022			
Count Time	AM	PM	AM	PM	AM	PM	AM	PM	AM	PM	AM	PM
0:00	0	5	0	3	1	3	1	2	0	1	2	14
0:15	0	0	0	1	0	6	1	2	1	5	2	14
0:30	0	3	0	3	0	3	0	6	0	4	0	19
0:45	0	4	2	4	0	7	0	5	0	3	2	23
1:00	0	4	0	1	0	2	0	1	0	1	0	9
1:15	1	3	0	3	0	2	0	1	0	3	1	12
1:30	0	2	0	2	0	0	0	3	0	2	0	9
1:45	0	1	0	1	0	0	0	1	0	3	0	6
2:00	0	1	0	1	0	0	1	4	0	3	1	9
2:15	1	5	1	1	1	3	1	3	1	3	5	15
2:30	0	0	0	3	0	0	0	2	0	3	0	8
2:45	1	1	1	2	1	1	1	1	1	1	5	6
3:00	0	1	0	0	0	4	0	2	0	2	0	9
3:15	0	0	0	1	0	0	0	0	0	3	0	4
3:30	0	4	1	1	2	3	1	1	0	2	4	11
3:45	2	3	2	2	0	1	1	0	1	0	6	6
4:00	1	1	0	3	1	2	2	1	1	2	5	9
4:15	2	1	1	0	1	0	2	0	1	3	7	4
4:30	0	1	0	0	0	1	2	0	0	2	2	4
4:45	3	0	1	2	2	0	1	1	2	0	9	3
5:00	2	1	3	4	4	0	2	1	1	2	12	8
5:15	3	1	2	2	2	2	3	1	2	5	12	11
5:30	10	0	6	4	8	3	5	0	5	3	34	10
5:45	4	0	12	1	7	0	5	0	6	1	34	2
6:00	4	1	5	1	6	0	9	1	8	0	32	3
6:15	17	0	12	0	15	2	13	1	9	0	66	3
6:30	13	0	15	1	10	2	8	1	8	0	54	4
6:45	10	1	11	1	16	0	11	1	10	0	58	3
7:00	6	0	9	1	9	0	6	1	9	1	39	3
7:15	7	0	8	0	11	3	8	0	11	0	45	3
7:30	8	1	10	0	7	2	5	1	4	0	34	4
7:45	11	0	7	1	6	0	17	1	7	1	48	3
8:00	6	1	9	2	11	2	4	1	5	0	35	6
8:15	8	0	10	2	9	0	7	1	2	2	36	5
8:30	6	0	9	0	8	2	3	0	4	0	30	2
8:45	6	0	12	0	10	1	8	0	9	0	45	1
9:00	11	0	9	1	11	0	9	0	6	0	46	1
9:15	2	0	15	0	3	1	8	0	3	0	31	1
9:30	9	0	7	2	6	0	13	0	7	0	42	2
9:45	6	2	7	0	7	0	5	0	8	0	33	2
10:00	3	0	3	0	3	0	4	0	8	0	21	0
10:15	11	0	7	0	7	0	5	0	6	0	36	0
10:30	5	1	10	1	6	2	4	0	2	3	27	7
10:45	4	2	1	2	0	1	5	1	6	0	16	6
11:00	2	0	4	1	3	0	1	1	1	1	11	3
11:15	6	2	4	1	3	1	2	0	2	1	17	5
11:30	2	2	5	1	3	1	3	0	4	0	17	4
11:45	3	0	6	0	5	0	0	0	3	0	17	0
Totals	196	55	227	63	205	63	187	49	164	66	979	296
Day Total	251		290		268		236		230		1275	
AM Pct	78.1%		78.3%		76.5%		79.2%		71.3%			

Peak Hour
 Peak Volume
 P.H.F

AECOM

7:00-8:00 AM	32	34	33	36	31	33
7:15-8:15 AM	32	34	35	34	27	32
7:30-8:30 AM	33	36	33	33	18	31
7:45-8:45 AM	31	35	34	31	18	30
8:00-9:00 AM	26	40	38	22	20	29

4:00-5:00 PM	3	5	3	2	7	4
4:15-5:15 PM	3	6	1	2	7	4
4:30-5:30 PM	3	8	3	3	9	5
4:45-5:45 PM	2	12	5	3	10	6
5:00-6:00 PM	2	11	5	2	11	6

Client: #REF!
 File Number:
 Route: PS-5b
 Location:

Site Ref: PS-5b
 Direction: OUT

Count Date	4/11/2022		4/12/2022		4/13/2022		4/14/2022		4/15/2022			
Count Time	AM	PM	AM	PM	AM	PM	AM	PM	AM	PM	AM	PM
0:00	0	0	0	1	1	0	1	0	0	0	2	1
0:15	0	0	1	3	1	1	0	0	1	0	3	4
0:30	0	1	0	2	0	2	0	1	0	3	0	9
0:45	0	2	1	1	0	1	0	1	0	0	1	5
1:00	0	1	0	0	0	0	0	0	0	1	0	2
1:15	0	1	0	3	0	1	0	2	0	2	0	9
1:30	0	0	0	0	0	1	0	1	0	0	0	2
1:45	0	0	0	1	0	2	0	0	0	2	0	5
2:00	0	0	0	0	0	0	0	0	0	2	0	2
2:15	0	1	0	1	0	2	0	2	0	1	0	7
2:30	0	7	0	6	0	5	0	4	0	4	0	26
2:45	0	0	0	1	0	4	0	0	0	2	0	7
3:00	0	0	0	1	0	1	0	5	0	4	0	11
3:15	0	6	1	3	0	8	1	6	0	5	2	28
3:30	0	4	0	7	0	8	0	5	0	7	0	31
3:45	0	3	1	8	1	2	0	5	0	6	2	24
4:00	0	5	0	3	0	1	0	1	0	2	0	12
4:15	0	4	1	6	0	6	0	5	0	7	1	28
4:30	0	7	0	5	0	5	0	5	0	5	0	27
4:45	0	5	0	8	0	3	0	1	0	4	0	21
5:00	0	5	0	2	0	8	0	4	0	2	0	21
5:15	1	5	0	5	0	6	0	7	0	7	1	30
5:30	1	4	0	4	1	1	0	5	0	0	2	14
5:45	1	3	0	7	2	6	1	1	2	2	6	19
6:00	0	2	0	3	0	3	1	1	0	4	1	13
6:15	1	6	3	1	2	5	2	3	0	7	8	22
6:30	0	5	0	3	2	7	1	4	0	7	3	26
6:45	0	5	1	4	0	2	0	7	0	1	1	19
7:00	0	3	0	6	0	3	0	5	0	5	0	22
7:15	0	5	0	7	0	5	1	6	0	5	1	28
7:30	0	3	2	7	0	6	0	3	2	2	4	21
7:45	1	4	0	2	2	3	1	3	1	5	5	17
8:00	2	2	0	1	0	3	0	4	0	5	2	15
8:15	1	1	0	4	0	2	1	2	0	2	2	11
8:30	1	0	1	2	1	1	2	2	1	1	6	6
8:45	0	0	0	0	0	2	1	0	0	0	1	2
9:00	0	0	1	0	1	0	0	1	0	1	2	2
9:15	0	3	0	1	0	3	0	3	1	0	1	10
9:30	0	0	0	0	0	1	0	1	0	2	0	4
9:45	0	0	1	1	1	1	0	0	1	0	3	2
10:00	0	0	3	0	3	0	2	0	0	0	8	0
10:15	1	1	2	1	2	1	0	1	1	1	6	5
10:30	0	0	1	0	1	0	2	0	0	0	4	0
10:45	0	1	0	1	0	0	0	0	0	0	0	2
11:00	0	1	0	0	0	0	0	1	0	1	0	3
11:15	0	1	1	1	0	0	1	0	0	0	2	2
11:30	1	2	3	2	1	1	1	0	1	2	7	7
11:45	1	0	0	0	4	0	0	1	1	0	6	1
Totals	12	109	24	125	26	123	19	109	12	119	93	585
Day Total	121		149		149		128		131		678	
AM Pct	9.9%		16.1%		17.4%		14.8%		9.2%			

Peak Hour
 Peak Volume
 P.H.F

AECOM

7:00-8:00 AM	1	2	2	2	3	2
7:15-8:15 AM	3	2	2	2	3	2
7:30-8:30 AM	4	2	2	2	3	3
7:45-8:45 AM	5	1	3	4	2	3
8:00-9:00 AM	4	1	1	4	1	2

4:00-5:00 PM	21	22	15	12	18	18
4:15-5:15 PM	21	21	22	15	18	19
4:30-5:30 PM	22	20	22	17	18	20
4:45-5:45 PM	19	19	18	17	13	17
5:00-6:00 PM	17	18	21	17	11	17

Client: AECOM
 File Number:
 Route: ARB CC
 Location:

Site Ref: ARB CC
 Direction: IN

Count Date	4/18/2022		4/19/2022		4/20/2022		4/21/2022		4/22/2022			
Count Time	AM	PM	AM	PM	AM	PM	AM	PM	AM	PM	AM	PM
0:00	0	1	0	2	0	2	0	1	0	4	0	10
0:15	0	3	0	1	0	2	0	1	0	1	0	8
0:30	0	1	0	2	0	1	0	2	0	5	0	11
0:45	0	4	0	2	0	4	0	0	0	1	0	11
1:00	0	0	0	4	0	3	0	3	0	3	0	13
1:15	0	2	0	2	0	3	0	1	0	1	0	9
1:30	0	2	0	3	0	2	0	3	0	1	0	11
1:45	0	1	0	1	0	2	0	1	0	2	0	7
2:00	0	1	0	0	0	0	0	0	0	1	0	2
2:15	0	0	0	2	0	0	0	0	0	2	0	4
2:30	0	2	0	1	0	4	0	0	0	2	0	9
2:45	0	4	0	1	0	1	0	3	0	2	0	11
3:00	0	2	0	3	0	4	0	3	0	0	0	12
3:15	0	5	0	1	0	2	0	1	0	5	0	14
3:30	0	7	0	5	0	4	0	2	0	4	0	22
3:45	0	3	0	2	0	4	0	7	0	3	0	19
4:00	0	4	0	7	0	5	1	10	0	9	1	35
4:15	0	13	1	12	0	12	0	10	1	14	2	61
4:30	1	9	0	11	2	12	0	6	0	8	3	46
4:45	0	8	0	9	2	9	0	7	0	10	2	43
5:00	0	10	0	8	0	4	0	5	1	11	1	38
5:15	0	9	0	5	0	12	0	6	0	5	0	37
5:30	0	5	0	6	0	5	0	6	0	3	0	25
5:45	1	3	0	2	0	3	1	7	0	2	2	17
6:00	2	2	3	2	0	2	0	1	0	4	5	11
6:15	3	1	3	4	3	1	3	1	0	0	12	7
6:30	4	1	2	1	2	0	4	0	5	1	17	3
6:45	4	0	3	0	2	0	4	1	3	0	16	1
7:00	2	1	1	0	1	0	1	0	2	0	7	1
7:15	5	0	2	0	2	1	6	0	5	0	20	1
7:30	4	0	2	0	7	0	1	0	4	0	18	0
7:45	2	0	7	0	4	1	5	0	8	0	26	1
8:00	8	0	7	0	9	0	6	0	10	0	40	0
8:15	16	2	13	0	18	0	13	0	17	0	77	2
8:30	12	1	16	0	20	0	19	0	13	0	80	1
8:45	14	0	16	1	9	0	9	0	9	0	57	1
9:00	7	1	4	0	10	0	8	0	11	0	40	1
9:15	6	0	8	0	9	0	6	0	2	1	31	1
9:30	4	0	4	0	6	0	2	0	8	1	24	1
9:45	3	0	7	0	2	0	3	2	5	0	20	2
10:00	3	0	4	0	1	2	2	0	0	0	10	2
10:15	3	0	3	0	1	1	1	1	2	0	10	2
10:30	5	0	5	0	2	0	1	0	3	0	16	0
10:45	0	0	1	0	2	0	1	0	1	0	5	0
11:00	1	0	1	0	3	0	0	0	2	0	7	0
11:15	0	0	4	0	4	0	2	0	0	0	10	0
11:30	0	0	0	0	1	0	4	0	1	0	6	0
11:45	1	1	1	0	1	0	3	0	0	0	6	1
Totals	111	109	118	100	123	108	106	91	113	106	571	514
Day Total	220		218		231		197		219		1085	
AM Pct	50.5%		54.1%		53.2%		53.8%					

Peak Hour
 Peak Volume
 P.H.F

AECOM

7:00-8:00 AM	13	12	14	13	19	14
7:15-8:15 AM	19	18	22	18	27	21
7:30-8:30 AM	30	29	38	25	39	32
7:45-8:45 AM	38	43	51	43	48	45
8:00-9:00 AM	50	52	56	47	49	51

4:00-5:00 PM	34	39	38	33	41	37
4:15-5:15 PM	40	40	37	28	43	38
4:30-5:30 PM	36	33	37	24	34	33
4:45-5:45 PM	32	28	30	24	29	29
5:00-6:00 PM	27	21	24	24	21	23

Client: AECOM
 File Number:
 Route: ARB CC
 Location:

Site Ref: ARB CC
 Direction: OUT

Count Date	4/18/2022		4/19/2022		4/20/2022		4/21/2022		4/22/2022			
Count Time	AM	PM	AM	PM	AM	PM	AM	PM	AM	PM	AM	PM
0:00	0	3	0	5	0	7	0	5	0	0	0	20
0:15	0	5	0	4	0	7	0	5	0	4	0	25
0:30	0	1	0	3	0	7	0	2	0	5	0	18
0:45	0	10	0	4	0	7	0	2	0	6	0	29
1:00	0	3	0	3	0	3	0	4	0	3	0	16
1:15	0	2	0	4	0	5	0	3	0	2	0	16
1:30	0	3	0	1	0	4	0	4	0	4	0	16
1:45	0	4	0	4	0	5	0	3	0	2	0	18
2:00	0	6	1	7	1	6	1	5	1	8	4	32
2:15	0	3	0	2	0	1	0	2	0	0	0	8
2:30	0	4	0	2	0	3	0	2	0	2	0	13
2:45	0	4	0	6	0	5	0	3	0	4	0	22
3:00	0	10	0	4	0	5	0	7	0	3	0	29
3:15	0	7	0	0	0	3	0	4	0	2	0	16
3:30	0	5	0	4	0	3	0	6	0	3	0	21
3:45	0	11	0	6	0	9	0	6	0	9	0	41
4:00	0	8	0	7	0	5	0	11	0	10	0	41
4:15	0	10	1	8	0	14	1	11	1	14	3	57
4:30	1	12	0	11	1	14	0	13	0	10	2	60
4:45	0	10	0	8	2	13	0	6	0	17	2	54
5:00	0	13	0	17	0	8	0	10	1	12	1	60
5:15	0	5	0	7	0	4	0	6	0	9	0	31
5:30	0	10	0	10	0	13	0	7	0	5	0	45
5:45	0	5	0	2	0	7	0	2	0	5	0	21
6:00	1	5	0	4	2	5	0	7	0	4	3	25
6:15	1	3	1	5	0	5	1	4	0	3	3	20
6:30	2	1	1	6	2	4	1	1	2	5	8	17
6:45	1	3	0	1	0	2	2	5	1	3	4	14
7:00	1	2	1	0	0	3	2	0	1	1	5	6
7:15	8	0	2	3	1	2	1	1	2	1	14	7
7:30	3	2	3	3	6	1	3	1	4	1	19	8
7:45	4	0	5	0	4	0	5	1	3	0	21	1
8:00	5	1	3	2	2	2	9	1	8	1	27	7
8:15	5	2	5	0	12	0	8	0	10	1	40	3
8:30	16	3	17	1	19	2	17	1	18	3	87	10
8:45	13	2	11	1	9	0	11	1	14	0	58	4
9:00	14	5	9	1	7	0	8	4	6	1	44	11
9:15	10	1	4	0	11	3	6	1	10	1	41	6
9:30	6	0	4	0	9	2	4	1	4	2	27	5
9:45	9	1	4	0	8	0	2	0	6	0	29	1
10:00	5	0	10	0	2	1	3	0	4	2	24	3
10:15	1	0	5	0	1	3	7	0	6	0	20	3
10:30	4	0	11	0	4	0	2	1	13	0	34	1
10:45	5	0	4	0	3	0	4	0	5	0	21	0
11:00	6	0	5	0	10	0	6	0	4	0	31	0
11:15	3	0	2	0	4	0	0	0	4	0	13	0
11:30	4	0	3	0	2	0	9	0	2	0	20	0
11:45	3	1	1	0	5	0	8	1	3	0	20	2
Totals	131	186	113	156	127	193	121	160	133	165	625	863
Day Total	317		269		320		281		298		1488	
AM Pct	41.3%		42.0%		39.7%		43.1%					

Peak Hour
 Peak Volume
 P.H.F

AECOM

7:00-8:00 AM	16	11	11	11	10	12
7:15-8:15 AM	20	13	13	18	17	16
7:30-8:30 AM	17	16	24	25	25	21
7:45-8:45 AM	30	30	37	39	39	35
8:00-9:00 AM	39	36	42	45	50	42

4:00-5:00 PM	40	34	46	41	51	42
4:15-5:15 PM	45	44	49	40	53	46
4:30-5:30 PM	40	43	39	35	48	41
4:45-5:45 PM	38	42	38	29	43	38
5:00-6:00 PM	33	36	32	25	31	31

Client: AECOM
 File Number:
 Route: L-17a
 Location:

Site Ref: L-17a
 Direction: IN

Count Date	4/18/2022		4/19/2022		4/20/2022		4/21/2022		4/22/2022		AM	PM
Count Time	AM	PM	AM	PM	AM	PM	AM	PM	AM	PM	AM	PM
0:00	0	4	0	7	0	11	0	6	0	4	0	32
0:15	0	5	0	5	0	9	0	4	0	7	0	30
0:30	0	2	0	5	0	15	1	6	0	5	1	33
0:45	0	4	0	5	0	4	0	7	0	5	0	25
1:00	0	4	0	3	0	1	0	10	1	5	1	23
1:15	0	1	0	3	0	4	0	0	2	7	2	15
1:30	0	2	0	5	0	3	0	2	0	3	0	15
1:45	0	4	0	5	0	4	0	3	0	3	0	19
2:00	0	4	0	3	0	1	0	1	0	3	0	12
2:15	0	8	0	3	1	5	1	4	0	4	2	24
2:30	2	0	0	3	1	7	0	6	0	1	3	17
2:45	0	3	0	5	0	4	0	6	0	4	0	22
3:00	0	7	0	3	0	5	1	4	0	1	1	20
3:15	0	4	2	4	0	3	0	4	0	4	2	19
3:30	0	4	0	3	0	4	0	4	0	1	0	16
3:45	1	6	0	7	0	3	0	2	0	6	1	24
4:00	0	3	0	9	0	1	0	3	0	7	0	23
4:15	0	9	0	6	0	16	0	10	0	9	0	50
4:30	0	8	0	7	0	10	0	8	0	6	0	39
4:45	1	8	0	2	0	5	0	1	0	6	1	22
5:00	2	7	0	1	1	1	0	7	1	3	4	19
5:15	1	8	1	6	1	10	3	5	0	3	6	32
5:30	3	1	2	8	2	9	3	5	0	11	10	34
5:45	4	6	4	6	5	5	4	6	2	6	19	29
6:00	3	6	2	6	2	5	2	1	1	4	10	22
6:15	11	4	8	7	12	3	8	8	4	5	43	27
6:30	13	0	14	2	10	0	13	1	11	0	61	3
6:45	12	2	25	0	15	0	15	0	16	1	83	3
7:00	19	1	15	2	17	0	18	1	18	1	87	5
7:15	9	0	14	0	21	0	22	0	9	0	75	0
7:30	12	0	14	1	16	1	11	0	17	0	70	2
7:45	31	1	25	0	29	0	20	0	25	1	130	2
8:00	27	0	28	1	35	0	33	2	34	0	157	3
8:15	32	1	40	0	34	0	44	1	27	0	177	2
8:30	34	0	30	0	38	0	36	0	36	0	174	0
8:45	26	0	37	0	39	0	38	1	43	1	183	2
9:00	32	0	32	0	30	0	28	1	25	1	147	2
9:15	24	0	33	0	28	0	37	0	28	0	150	0
9:30	17	2	25	1	20	0	26	1	15	1	103	5
9:45	20	1	17	1	16	0	10	1	17	1	80	4
10:00	19	0	20	1	15	0	9	0	16	2	79	3
10:15	10	0	12	1	9	0	13	0	8	0	52	1
10:30	8	0	12	0	3	1	14	0	10	0	47	1
10:45	5	1	7	0	13	0	11	0	7	0	43	1
11:00	5	0	2	0	5	0	10	1	8	0	30	1
11:15	4	0	3	0	2	0	4	1	6	0	19	1
11:30	8	0	4	0	6	0	8	1	11	0	37	1
11:45	10	0	6	0	6	0	6	0	5	0	33	0
Totals	405	131	434	137	432	150	449	135	403	133	2123	685
Day Total	536		571		582		584		536		2808	
AM Pct	75.6%		76.0%		74.2%		76.9%					

Peak Hour
 Peak Volume
 P.H.F

AECOM

7:00-8:00 AM	71	68	83	71	69	72
7:15-8:15 AM	79	81	101	86	85	86
7:30-8:30 AM	102	107	114	108	103	107
7:45-8:45 AM	124	123	136	133	122	128
8:00-9:00 AM	119	135	146	151	140	138

4:00-5:00 PM	28	24	32	22	28	27
4:15-5:15 PM	32	16	32	26	24	26
4:30-5:30 PM	31	16	26	21	18	22
4:45-5:45 PM	24	17	25	18	23	21
5:00-6:00 PM	22	21	25	23	23	23

Client: AECOM
 File Number:
 Route: L-17a
 Location:

Site Ref: L-17a
 Direction: OUT

Count Date	4/18/2022		4/19/2022		4/20/2022		4/21/2022		4/22/2022		AM	PM
Count Time	AM	PM	AM	PM	AM	PM	AM	PM	AM	PM	AM	PM
0:00	0	7	1	11	1	3	0	3	1	14	3	38
0:15	0	3	1	6	0	6	2	7	0	9	3	31
0:30	0	5	0	5	1	11	0	7	2	5	3	33
0:45	0	4	0	7	0	3	0	1	1	6	1	21
1:00	0	7	0	8	0	11	0	5	2	4	2	35
1:15	0	3	1	4	0	6	2	7	0	2	3	22
1:30	0	4	0	4	1	8	2	6	3	3	6	25
1:45	0	4	0	6	1	2	1	11	0	4	2	27
2:00	0	7	1	6	1	6	1	8	1	8	4	35
2:15	0	8	0	10	0	9	0	9	0	10	0	46
2:30	0	9	0	8	0	9	0	7	0	11	0	44
2:45	0	3	0	7	0	10	0	6	1	4	1	30
3:00	0	12	1	8	0	12	0	16	0	8	1	56
3:15	0	11	1	20	0	13	1	22	0	14	2	80
3:30	0	25	0	19	0	12	0	24	0	16	0	96
3:45	0	11	0	21	0	17	1	12	0	13	1	74
4:00	0	23	0	21	0	16	0	16	0	15	0	91
4:15	0	19	0	26	0	11	0	18	0	24	0	98
4:30	0	23	0	33	0	36	0	27	0	35	0	154
4:45	0	23	0	31	0	34	0	27	0	31	0	146
5:00	1	20	0	26	0	27	0	23	0	27	1	123
5:15	0	25	0	24	0	29	0	36	0	17	0	131
5:30	0	30	0	21	0	20	0	27	0	21	0	119
5:45	2	15	1	35	3	21	0	30	0	30	6	131
6:00	1	23	0	22	0	18	0	20	0	25	1	108
6:15	0	17	0	25	0	19	2	26	0	15	2	102
6:30	2	29	1	27	0	20	2	15	0	14	5	105
6:45	1	11	1	10	0	11	0	15	1	17	3	64
7:00	0	11	4	6	4	10	2	11	0	8	10	46
7:15	3	8	2	9	4	4	1	8	2	6	12	35
7:30	0	11	5	6	1	7	3	0	0	7	9	31
7:45	4	4	1	3	3	1	2	10	2	6	12	24
8:00	6	6	4	1	5	8	9	8	6	6	30	29
8:15	5	1	9	2	10	0	8	4	8	3	40	10
8:30	12	0	7	4	8	1	6	1	14	5	47	11
8:45	8	3	11	3	13	4	9	2	12	0	53	12
9:00	10	2	7	2	10	1	4	0	6	1	37	6
9:15	5	3	12	1	6	1	4	0	6	4	33	9
9:30	8	1	12	2	9	0	11	1	5	1	45	5
9:45	6	0	13	0	8	1	11	3	4	2	42	6
10:00	7	0	15	1	14	0	3	2	5	0	44	3
10:15	6	1	21	2	8	1	10	0	3	2	48	6
10:30	5	1	10	0	6	0	6	0	1	0	28	1
10:45	7	0	6	1	8	0	4	0	2	1	27	2
11:00	3	0	4	1	9	0	14	0	5	1	35	2
11:15	5	0	12	0	10	0	3	0	10	0	40	0
11:30	4	2	3	0	12	0	8	5	6	0	33	7
11:45	7	0	7	0	7	1	6	0	2	0	29	1
Totals	118	435	174	495	163	440	138	486	111	459	704	2311
Day Total	553		669		603		624		570		3015	
AM Pct	21.3%		26.0%		27.0%		22.1%					

Peak Hour
 Peak Volume
 P.H.F

AECOM

7:00-8:00 AM	7	12	12	8	4	9
7:15-8:15 AM	13	12	13	15	10	13
7:30-8:30 AM	15	19	19	22	16	18
7:45-8:45 AM	27	21	26	25	30	26
8:00-9:00 AM	31	31	36	32	40	34

4:00-5:00 PM	88	111	97	88	105	98
4:15-5:15 PM	85	116	108	95	117	104
4:30-5:30 PM	91	114	126	113	110	111
4:45-5:45 PM	98	102	110	113	96	104
5:00-6:00 PM	90	106	97	116	95	101

Client: AECOM
 File Number:
 Route: L-18a
 Location:

Site Ref: L-18a
 Direction: IN

Count Date	4/18/2022		4/19/2022		4/20/2022		4/21/2022		4/22/2022			
Count Time	AM	PM	AM	PM	AM	PM	AM	PM	AM	PM	AM	PM
0:00	1	5	0	8	0	7	0	2	0	3	1	25
0:15	0	3	0	4	0	4	0	8	0	7	0	26
0:30	0	8	0	4	0	5	0	5	0	5	0	27
0:45	0	2	0	1	0	3	0	7	0	3	0	16
1:00	0	2	0	10	0	4	0	4	0	5	0	25
1:15	0	2	0	1	0	0	1	2	0	1	1	6
1:30	0	0	0	2	0	2	0	1	0	0	0	5
1:45	0	3	0	2	0	5	0	2	0	5	0	17
2:00	0	4	0	3	0	5	0	0	0	0	0	12
2:15	0	0	0	0	0	1	0	1	0	1	0	3
2:30	0	3	0	3	0	0	1	2	0	0	1	8
2:45	0	1	0	0	0	1	0	3	0	0	0	5
3:00	0	1	0	2	0	0	0	1	0	0	0	4
3:15	0	4	0	4	0	3	0	4	0	6	0	21
3:30	0	1	0	2	0	2	0	2	0	0	0	7
3:45	0	2	0	3	0	3	0	2	0	3	0	13
4:00	3	1	0	1	0	2	0	5	1	3	4	12
4:15	0	1	1	2	1	2	0	4	1	3	3	12
4:30	1	4	1	0	2	2	4	1	4	1	12	8
4:45	1	2	2	4	2	2	2	5	2	2	9	15
5:00	3	3	3	5	4	2	2	4	2	6	14	20
5:15	5	3	7	2	4	4	3	5	7	6	26	20
5:30	9	3	10	2	7	2	5	3	8	3	39	13
5:45	11	3	12	2	18	3	13	3	10	6	64	17
6:00	20	2	24	3	19	5	19	6	13	4	95	20
6:15	18	2	34	1	35	2	22	0	17	0	126	5
6:30	22	1	24	1	22	2	24	1	16	1	108	6
6:45	13	1	23	3	18	2	20	1	14	1	88	8
7:00	7	0	12	2	6	1	9	1	13	2	47	6
7:15	15	0	11	0	8	1	5	0	6	1	45	2
7:30	11	1	3	2	4	1	13	0	4	1	35	5
7:45	12	0	11	0	11	0	10	0	10	1	54	1
8:00	10	1	3	0	8	0	4	1	8	2	33	4
8:15	2	0	10	0	10	0	9	0	7	0	38	0
8:30	7	0	4	0	5	0	6	0	10	0	32	0
8:45	6	0	14	0	9	0	13	0	9	0	51	0
9:00	4	0	13	0	10	0	6	0	8	0	41	0
9:15	3	0	9	0	8	0	4	1	4	0	28	1
9:30	6	1	9	2	10	0	8	0	3	0	36	3
9:45	9	0	14	0	6	1	4	0	6	0	39	1
10:00	2	0	16	1	7	0	7	0	1	0	33	1
10:15	5	0	13	0	6	0	5	1	3	0	32	1
10:30	7	0	10	0	5	0	5	0	2	0	29	0
10:45	6	0	7	0	6	0	6	0	7	0	32	0
11:00	8	0	5	0	5	0	8	0	1	0	27	0
11:15	6	0	9	0	6	0	6	0	7	0	34	0
11:30	7	0	10	0	7	0	11	0	6	0	41	0
11:45	9	0	7	0	4	0	8	0	2	0	30	0
Totals	249	70	331	82	273	79	263	88	212	80	1328	401
Day Total	319		413		352		351		292		1729	
AM Pct	78.1%		80.1%		77.6%		74.9%					

Peak Hour
 Peak Volume
 P.H.F

AECOM

7:00-8:00 AM	45	37	29	37	33	36
7:15-8:15 AM	48	28	31	32	28	33
7:30-8:30 AM	35	27	33	36	29	32
7:45-8:45 AM	31	28	34	29	35	31
8:00-9:00 AM	25	31	32	32	34	31

4:00-5:00 PM	8	7	8	15	9	9
4:15-5:15 PM	10	11	8	14	12	11
4:30-5:30 PM	12	11	10	15	15	13
4:45-5:45 PM	11	13	10	17	17	14
5:00-6:00 PM	12	11	11	15	21	14

Client: AECOM
 File Number:
 Route: L-18a
 Location:

Site Ref: L-18a
 Direction: OUT

Count Date	4/18/2022		4/19/2022		4/20/2022		4/21/2022		4/22/2022			
Count Time	AM	PM	AM	PM	AM	PM	AM	PM	AM	PM	AM	PM
0:00	0	0	0	3	0	1	0	1	0	0	0	5
0:15	0	4	0	5	0	2	1	7	0	4	1	22
0:30	0	0	0	5	0	6	0	3	0	5	0	19
0:45	0	1	0	7	0	6	0	1	0	3	0	18
1:00	0	1	0	5	0	0	0	3	0	1	0	10
1:15	0	1	0	5	0	3	0	1	0	3	0	13
1:30	0	2	0	2	0	1	0	2	0	2	0	9
1:45	0	4	0	2	1	4	0	2	0	4	1	16
2:00	0	5	1	9	0	2	0	3	0	4	1	23
2:15	0	1	0	2	0	3	0	1	0	1	0	8
2:30	0	1	0	3	0	1	0	1	0	1	0	7
2:45	0	4	0	2	0	6	0	1	0	1	0	14
3:00	0	2	1	6	0	3	0	1	0	2	1	14
3:15	0	6	0	6	0	5	0	7	0	9	0	33
3:30	0	4	1	6	0	5	0	11	0	7	1	33
3:45	0	5	0	7	0	4	1	4	4	9	5	29
4:00	0	5	0	9	0	9	0	8	0	9	0	40
4:15	0	7	1	6	0	5	0	3	0	6	1	27
4:30	0	1	0	0	0	5	0	6	0	5	0	17
4:45	0	5	0	6	0	5	0	8	0	3	0	27
5:00	1	8	0	6	2	6	0	6	1	3	4	29
5:15	0	7	0	8	0	7	1	12	0	8	1	42
5:30	0	7	0	6	0	14	0	14	1	10	1	51
5:45	1	6	0	4	0	7	0	4	1	5	2	26
6:00	3	8	2	5	2	4	0	2	0	7	7	26
6:15	0	4	1	6	2	10	1	3	0	4	4	27
6:30	1	5	1	6	0	3	0	6	1	2	3	22
6:45	0	5	0	7	0	6	1	9	0	6	1	33
7:00	4	7	0	7	0	4	0	8	0	7	4	33
7:15	0	6	0	7	3	6	0	4	0	3	3	26
7:30	2	9	1	6	2	9	1	7	2	9	8	40
7:45	1	5	4	6	0	5	4	6	1	3	10	25
8:00	2	3	1	5	3	3	1	4	0	4	7	19
8:15	0	1	1	1	0	5	0	3	1	6	2	16
8:30	0	2	1	1	3	3	1	6	2	2	7	14
8:45	1	3	0	2	0	2	1	4	0	0	2	11
9:00	0	1	1	1	1	2	1	1	1	0	4	5
9:15	0	1	6	2	1	3	1	1	0	0	8	7
9:30	2	0	0	2	1	1	3	0	0	2	6	5
9:45	1	0	10	0	5	0	0	0	0	2	16	2
10:00	0	0	6	2	1	1	2	0	0	3	9	6
10:15	3	0	6	3	4	0	5	0	2	0	20	3
10:30	3	0	4	1	1	1	4	1	2	1	14	4
10:45	3	0	3	0	2	0	2	0	0	0	10	0
11:00	8	1	3	0	2	0	0	1	2	1	15	3
11:15	4	0	0	1	2	5	3	0	4	0	13	6
11:30	0	0	4	0	3	3	1	1	3	2	11	6
11:45	4	0	5	0	2	0	2	0	2	0	15	0
Totals	44	148	64	191	43	186	37	177	30	165	218	871
Day Total	192		255		229		214		195		1089	
AM Pct	22.9%		25.1%		18.8%		17.3%					

Peak Hour
 Peak Volume
 P.H.F

AECOM

7:00-8:00 AM	7	5	5	5	3	5
7:15-8:15 AM	5	6	8	6	3	6
7:30-8:30 AM	5	7	5	6	4	5
7:45-8:45 AM	3	7	6	6	4	5
8:00-9:00 AM	3	3	6	3	3	4

4:00-5:00 PM	18	21	24	25	23	22
4:15-5:15 PM	21	18	21	23	17	20
4:30-5:30 PM	21	20	23	32	19	23
4:45-5:45 PM	27	26	32	40	24	30
5:00-6:00 PM	28	24	34	36	26	30

Client: AECOM
 File Number:
 Route: L-18b
 Location:

Site Ref: L-18b
 Direction: IN

Count Date	4/18/2022		4/19/2022		4/20/2022		4/21/2022		4/22/2022			
Count Time	AM	PM	AM	PM	AM	PM	AM	PM	AM	PM	AM	PM
0:00	0	4	0	7	0	2	0	2	1	1	1	16
0:15	0	4	0	3	0	6	0	5	1	1	1	19
0:30	0	9	0	7	0	9	0	11	0	5	0	41
0:45	0	1	0	6	0	1	0	4	1	2	1	14
1:00	0	3	0	4	0	2	0	10	0	2	0	21
1:15	0	2	0	4	0	4	0	2	0	2	0	14
1:30	0	5	0	6	0	1	0	2	0	4	0	18
1:45	0	6	0	7	0	3	0	6	0	7	0	29
2:00	0	1	0	1	0	1	0	1	0	1	0	5
2:15	0	1	1	4	0	2	0	2	0	6	1	15
2:30	0	3	0	0	0	0	0	0	0	2	0	5
2:45	0	0	0	5	0	1	0	5	0	1	0	12
3:00	0	1	0	5	0	2	0	4	0	5	0	17
3:15	0	1	0	3	0	2	0	5	0	3	0	14
3:30	0	5	0	8	0	5	0	7	0	7	0	32
3:45	1	0	0	3	0	3	0	0	2	3	3	9
4:00	0	3	0	4	0	1	0	5	0	5	0	18
4:15	0	2	0	2	0	3	0	0	0	1	0	8
4:30	0	1	0	1	0	3	0	1	1	5	1	11
4:45	0	3	0	2	0	6	0	3	0	2	0	16
5:00	0	3	0	0	0	1	0	2	0	2	0	8
5:15	0	2	0	8	1	4	1	3	0	4	2	21
5:30	0	1	0	3	2	4	4	3	1	5	7	16
5:45	1	1	3	1	1	3	0	0	2	8	7	13
6:00	6	7	1	4	4	4	1	3	0	4	12	22
6:15	7	2	5	1	10	2	5	1	9	4	36	10
6:30	4	4	9	3	11	2	4	5	9	4	37	18
6:45	5	1	5	0	9	1	6	1	6	0	31	3
7:00	4	1	6	2	4	2	8	2	2	2	24	9
7:15	7	2	8	4	12	1	4	4	7	2	38	13
7:30	4	3	2	0	3	0	2	1	2	0	13	4
7:45	1	2	7	3	8	2	8	2	6	2	30	11
8:00	8	0	6	1	2	0	4	0	2	1	22	2
8:15	5	2	6	2	10	1	5	1	3	1	29	7
8:30	4	1	7	1	3	2	3	4	9	1	26	9
8:45	4	0	5	0	4	3	5	1	4	0	22	4
9:00	3	0	7	0	10	0	4	0	15	0	39	0
9:15	5	1	14	2	5	1	5	1	2	2	31	7
9:30	7	1	5	0	7	0	9	0	7	1	35	2
9:45	6	0	12	0	6	0	9	0	5	0	38	0
10:00	5	0	6	0	8	0	7	0	7	0	33	0
10:15	3	0	7	0	4	0	5	0	1	0	20	0
10:30	3	0	8	0	5	1	1	0	1	0	18	1
10:45	1	0	4	0	2	2	7	0	6	0	20	2
11:00	3	0	6	0	2	0	1	0	3	0	15	0
11:15	2	0	2	0	3	0	3	0	5	0	15	0
11:30	3	0	3	0	2	1	1	0	3	0	12	1
11:45	5	0	2	0	4	0	4	0	2	0	17	0
Totals	107	89	147	117	142	94	116	109	125	109	637	517
Day Total	196		264		236		225		234		1154	
AM Pct	54.6%		55.7%		60.2%		51.6%					

Peak Hour
 Peak Volume
 P.H.F

AECOM

7:00-8:00 AM	16	23	27	22	17	21
7:15-8:15 AM	20	23	25	18	17	21
7:30-8:30 AM	18	21	23	19	13	19
7:45-8:45 AM	18	26	23	20	20	21
8:00-9:00 AM	21	24	19	17	18	20

4:00-5:00 PM	9	9	13	9	13	11
4:15-5:15 PM	9	5	13	6	10	9
4:30-5:30 PM	9	11	14	9	13	11
4:45-5:45 PM	9	13	15	11	13	12
5:00-6:00 PM	7	12	12	8	19	12

Client: AECOM
 File Number:
 Route: L-18b
 Location:

Site Ref: L-18b
 Direction: OUT

Count Date	4/18/2022		4/19/2022		4/20/2022		4/21/2022		4/22/2022		AM	PM
Count Time	AM	PM	AM	PM	AM	PM	AM	PM	AM	PM	AM	PM
0:00	1	2	0	4	0	3	0	2	1	0	2	11
0:15	0	3	1	4	0	1	1	1	0	2	2	11
0:30	0	4	0	2	0	7	0	4	1	5	1	22
0:45	0	1	1	1	0	1	0	1	0	3	1	7
1:00	0	6	0	1	0	1	0	0	0	0	0	8
1:15	0	0	0	1	0	1	0	0	0	1	0	3
1:30	0	2	0	1	0	2	0	1	0	1	0	7
1:45	0	0	0	4	0	2	1	1	0	3	1	10
2:00	0	3	0	0	0	0	0	2	0	1	0	6
2:15	0	2	0	0	0	0	0	5	0	5	0	12
2:30	0	2	0	1	0	2	0	1	0	3	0	9
2:45	0	5	0	1	0	1	0	0	0	1	0	8
3:00	0	4	0	5	0	2	0	2	0	1	0	14
3:15	0	7	0	4	0	3	0	3	0	3	0	20
3:30	0	2	0	4	0	3	0	3	4	5	4	17
3:45	0	4	1	10	0	3	0	7	0	1	1	25
4:00	0	5	0	3	0	2	0	1	0	3	0	14
4:15	0	1	0	9	0	13	0	5	0	10	0	38
4:30	0	5	0	5	1	6	0	7	1	5	2	28
4:45	0	4	0	8	0	4	0	8	0	3	0	27
5:00	0	4	0	6	0	5	0	5	0	8	0	28
5:15	0	7	0	2	1	4	0	6	0	6	1	25
5:30	0	0	0	4	1	6	0	2	0	3	1	15
5:45	0	3	0	3	0	8	0	6	0	0	0	20
6:00	0	5	0	12	0	8	0	1	0	3	0	29
6:15	0	3	2	5	0	2	1	7	1	4	4	21
6:30	0	3	0	3	0	3	0	1	1	5	1	15
6:45	0	2	0	1	1	2	1	1	0	6	2	12
7:00	0	1	3	4	1	2	0	10	0	4	4	21
7:15	3	5	1	1	0	8	0	3	1	1	5	18
7:30	0	7	0	1	0	8	2	2	1	1	3	19
7:45	0	3	0	4	1	7	0	2	2	5	3	21
8:00	4	7	0	6	0	2	0	1	1	4	5	20
8:15	0	0	0	2	2	3	0	0	0	5	2	10
8:30	0	2	3	5	0	6	0	2	1	3	4	18
8:45	2	0	0	1	0	5	2	1	1	1	5	8
9:00	0	4	1	4	0	0	3	2	0	0	4	10
9:15	1	0	1	0	2	0	0	0	1	0	5	0
9:30	2	1	3	2	4	0	0	0	0	0	9	3
9:45	1	2	2	1	0	1	1	0	3	2	7	6
10:00	0	1	1	0	0	0	2	1	2	0	5	2
10:15	1	5	1	0	2	0	0	0	1	1	5	6
10:30	2	0	2	0	0	0	0	1	0	0	4	1
10:45	0	0	0	1	0	0	0	1	1	0	1	2
11:00	3	0	0	0	0	0	7	1	1	0	11	1
11:15	4	0	3	0	1	3	1	0	3	1	12	4
11:30	0	0	1	0	1	1	2	0	0	0	4	1
11:45	2	0	0	0	1	2	2	0	6	0	11	2
Totals	26	127	27	136	19	143	26	110	34	118	132	635
Day Total	153		163		162		136		152		767	
AM Pct	17.0%		16.6%		11.7%		19.1%					

Peak Hour
 Peak Volume
 P.H.F

AECOM

7:00-8:00 AM	3	4	2	2	4	3
7:15-8:15 AM	7	1	1	2	5	3
7:30-8:30 AM	4	0	3	2	4	3
7:45-8:45 AM	4	3	3	0	4	3
8:00-9:00 AM	6	3	2	2	3	3

4:00-5:00 PM	15	25	25	21	21	21
4:15-5:15 PM	14	28	28	25	26	24
4:30-5:30 PM	20	21	19	26	22	22
4:45-5:45 PM	15	20	19	21	20	19
5:00-6:00 PM	14	15	23	19	17	18

Client: AECOM
 File Number:
 Route: L-18c
 Location:

Site Ref: L-18c
 Direction: IN

Count Date	4/18/2022		4/19/2022		4/20/2022		4/21/2022		4/22/2022			
Count Time	AM	PM	AM	PM	AM	PM	AM	PM	AM	PM	AM	PM
0:00	0	5	0	5	1	6	0	2	0	4	1	22
0:15	0	1	0	4	0	3	0	6	0	3	0	17
0:30	0	12	0	4	0	5	0	1	0	5	0	27
0:45	0	5	0	10	0	6	0	4	0	1	0	26
1:00	0	6	0	2	0	6	0	3	0	4	0	21
1:15	0	6	0	12	1	7	0	9	0	3	1	37
1:30	0	4	0	2	0	3	0	2	0	8	0	19
1:45	0	2	0	2	0	2	0	4	0	1	0	11
2:00	0	3	0	3	0	3	0	2	0	3	0	14
2:15	0	6	5	6	3	4	3	3	4	7	15	26
2:30	0	2	0	1	0	0	1	7	1	5	2	15
2:45	0	3	0	0	0	6	0	1	0	1	0	11
3:00	0	2	0	4	0	2	0	0	2	3	2	11
3:15	0	3	0	3	0	2	0	4	0	1	0	13
3:30	0	0	0	2	0	2	0	5	0	2	0	11
3:45	0	1	0	1	0	9	1	2	1	1	2	14
4:00	0	0	0	0	0	1	0	4	0	3	0	8
4:15	0	0	0	2	0	4	0	5	0	2	0	13
4:30	2	4	1	3	2	2	2	9	1	2	8	20
4:45	0	0	0	3	0	0	0	2	1	4	1	9
5:00	1	1	0	2	0	1	1	2	5	0	7	6
5:15	0	2	1	0	0	3	0	5	1	3	2	13
5:30	1	0	3	4	3	3	3	0	5	4	15	11
5:45	1	4	2	2	1	2	2	3	2	5	8	16
6:00	1	2	5	0	1	0	2	6	2	8	11	16
6:15	8	2	5	5	8	0	13	3	8	13	42	23
6:30	6	3	4	1	12	2	13	0	5	1	40	7
6:45	7	0	9	4	7	0	9	0	10	0	42	4
7:00	4	1	5	1	4	1	1	2	3	0	17	5
7:15	4	0	6	0	6	0	13	0	7	0	36	0
7:30	3	1	10	6	16	2	9	1	7	2	45	12
7:45	4	0	11	0	13	0	10	1	15	0	53	1
8:00	9	3	11	1	8	3	13	0	7	2	48	9
8:15	10	0	11	3	9	0	8	0	10	2	48	5
8:30	14	0	14	0	8	0	9	0	16	0	61	0
8:45	6	0	6	0	6	0	5	0	12	0	35	0
9:00	6	0	10	3	6	1	6	2	9	2	37	8
9:15	5	2	5	0	5	4	10	3	7	0	32	9
9:30	5	0	6	0	4	0	6	0	9	0	30	0
9:45	6	0	13	0	5	0	12	0	6	2	42	2
10:00	3	0	8	1	5	0	2	0	6	0	24	1
10:15	3	0	7	0	2	0	4	1	1	0	17	1
10:30	6	1	5	6	7	0	7	0	10	0	35	7
10:45	2	0	7	0	2	0	4	0	7	2	22	2
11:00	7	0	5	0	10	0	8	0	7	0	37	0
11:15	3	1	7	0	3	3	6	1	2	0	21	5
11:30	2	0	5	0	7	1	5	0	3	1	22	2
11:45	3	1	7	2	1	3	4	0	5	0	20	6
Totals	132	89	194	110	166	102	192	105	197	107	881	516
Day Total	221		304		268		297		304		1397	
AM Pct	59.7%		63.8%		61.9%		64.6%					

Peak Hour
 Peak Volume
 P.H.F

AECOM

7:00-8:00 AM	15	32	39	33	32	30
7:15-8:15 AM	20	38	43	45	36	36
7:30-8:30 AM	26	43	46	40	39	39
7:45-8:45 AM	37	47	38	40	48	42
8:00-9:00 AM	39	42	31	35	45	38

4:00-5:00 PM	4	8	7	20	11	10
4:15-5:15 PM	5	10	7	18	8	10
4:30-5:30 PM	7	8	6	18	9	10
4:45-5:45 PM	3	9	7	9	11	8
5:00-6:00 PM	7	8	9	10	12	9

Client: AECOM
 File Number:
 Route: L-18c
 Location:

Site Ref: L-18c
 Direction: OUT

Count Date	4/18/2022		4/19/2022		4/20/2022		4/21/2022		4/22/2022			
Count Time	AM	PM	AM	PM	AM	PM	AM	PM	AM	PM	AM	PM
0:00	0	9	2	8	5	4	1	7	1	3	9	31
0:15	1	1	0	6	0	10	3	7	0	4	4	28
0:30	0	8	1	8	0	9	0	9	0	5	1	39
0:45	1	5	1	10	0	5	0	9	0	4	2	33
1:00	0	9	0	10	0	3	2	11	0	3	2	36
1:15	0	2	0	6	0	5	1	9	0	6	1	28
1:30	0	5	0	9	1	6	0	5	0	8	1	33
1:45	0	6	0	5	0	9	1	11	0	5	1	36
2:00	0	5	0	11	0	3	0	6	0	1	0	26
2:15	0	6	1	3	0	9	0	7	2	14	3	39
2:30	0	8	0	5	0	10	2	10	0	9	2	42
2:45	0	5	0	9	0	6	0	9	0	7	0	36
3:00	1	13	0	9	0	12	0	12	1	10	2	56
3:15	0	14	0	22	0	21	0	20	0	25	0	102
3:30	0	10	0	4	1	14	0	20	0	10	1	58
3:45	0	15	0	19	0	9	0	8	0	18	0	69
4:00	0	8	0	14	0	12	0	11	2	6	2	51
4:15	0	13	0	20	0	25	0	17	0	15	0	90
4:30	3	8	2	11	0	10	0	14	0	10	5	53
4:45	1	17	2	16	4	17	4	15	0	17	11	82
5:00	0	18	2	20	3	17	1	8	6	10	12	73
5:15	3	30	3	20	4	18	6	26	4	12	20	106
5:30	2	7	2	18	4	12	3	23	1	18	12	78
5:45	6	16	5	13	4	20	4	16	5	22	24	87
6:00	2	14	2	16	2	25	2	20	3	13	11	88
6:15	5	13	1	10	4	15	6	16	3	12	19	66
6:30	2	10	9	15	3	12	2	8	4	9	20	54
6:45	5	11	5	7	4	4	4	8	5	8	23	38
7:00	4	5	2	13	2	10	2	8	2	4	12	40
7:15	4	9	4	7	6	8	5	16	3	7	22	47
7:30	2	16	2	11	2	10	4	8	3	6	13	51
7:45	6	4	7	6	8	3	5	7	6	3	32	23
8:00	2	8	5	10	6	6	5	7	3	7	21	38
8:15	3	2	7	4	5	4	8	9	9	4	32	23
8:30	4	2	4	1	1	4	5	7	1	5	15	19
8:45	4	3	10	7	8	7	8	4	9	7	39	28
9:00	4	2	6	0	7	2	7	1	5	0	29	5
9:15	0	3	4	2	2	1	5	0	2	3	13	9
9:30	5	5	13	4	12	1	4	2	6	1	40	13
9:45	7	0	14	1	5	3	1	4	3	1	30	9
10:00	4	0	17	2	12	0	7	1	6	7	46	10
10:15	2	2	15	1	3	2	12	0	3	1	35	6
10:30	1	5	16	6	4	3	3	1	4	0	28	15
10:45	10	0	11	2	8	2	6	1	4	0	39	5
11:00	5	0	6	0	5	2	8	2	5	0	29	4
11:15	6	0	10	0	8	2	6	1	7	2	37	5
11:30	4	1	16	0	10	0	2	5	4	2	36	8
11:45	2	2	8	2	4	3	17	1	4	0	35	8
Totals	111	355	215	403	157	395	162	427	126	345	771	1924
Day Total	466		618		552		589		471		2695	
AM Pct	23.8%		34.8%		28.4%		27.5%					

Peak Hour
 Peak Volume
 P.H.F

AECOM

7:00-8:00 AM	16	15	18	16	14	16
7:15-8:15 AM	14	18	22	19	15	18
7:30-8:30 AM	13	21	21	22	21	20
7:45-8:45 AM	15	23	20	23	19	20
8:00-9:00 AM	13	26	20	26	22	21

4:00-5:00 PM	46	61	64	57	48	55
4:15-5:15 PM	56	67	69	54	52	60
4:30-5:30 PM	73	67	62	63	49	63
4:45-5:45 PM	72	74	64	72	57	68
5:00-6:00 PM	71	71	67	73	62	69

Client: AECOM
 File Number:
 Route: L-1a
 Location:

Site Ref: L-1a
 Direction: IN

Count Date	4/18/2022		4/19/2022		4/20/2022		4/21/2022		4/22/2022		AM	PM
	AM	PM	AM	PM	AM	PM	AM	PM	AM	PM		
0:00	0	7	0	10	0	6	0	8	0	1	0	32
0:15	0	8	0	6	0	8	0	4	0	3	0	29
0:30	0	14	0	8	0	10	1	13	0	5	1	50
0:45	0	8	0	13	0	8	0	12	0	10	0	51
1:00	0	8	0	6	0	9	0	9	0	8	0	40
1:15	1	5	0	8	0	6	1	7	1	5	3	31
1:30	0	8	0	4	1	8	0	7	0	6	1	33
1:45	0	4	0	6	2	11	0	5	0	13	2	39
2:00	0	7	0	7	0	8	0	4	0	10	0	36
2:15	0	6	0	10	0	4	0	5	0	3	0	28
2:30	0	7	0	2	0	6	1	3	0	6	1	24
2:45	0	7	0	6	0	11	0	11	0	11	0	46
3:00	0	8	0	6	0	8	0	8	0	9	0	39
3:15	1	8	1	5	0	5	1	9	0	8	3	35
3:30	2	3	3	7	4	5	4	6	2	6	15	27
3:45	4	2	1	4	3	8	2	6	5	13	15	33
4:00	1	6	3	2	1	3	2	5	3	6	10	22
4:15	7	5	4	4	4	5	3	3	4	5	22	22
4:30	8	9	8	3	10	9	7	8	7	8	40	37
4:45	7	2	4	8	7	7	6	6	6	7	30	30
5:00	4	8	5	0	6	6	6	1	7	11	28	26
5:15	7	6	13	5	10	6	11	1	7	3	48	21
5:30	7	4	16	2	15	8	8	10	12	10	58	34
5:45	25	2	10	7	18	7	14	5	15	4	82	25
6:00	40	2	45	4	59	3	51	4	50	4	245	17
6:15	100	0	80	0	71	5	90	4	70	2	411	11
6:30	114	3	103	1	100	4	110	3	96	0	523	11
6:45	52	5	65	3	65	2	67	3	66	2	315	15
7:00	33	1	36	1	47	4	41	1	31	1	188	8
7:15	51	1	55	1	54	1	49	1	49	4	258	8
7:30	61	3	60	7	54	4	50	1	51	4	276	19
7:45	64	1	69	4	62	0	68	2	60	5	323	12
8:00	49	4	41	2	48	3	41	2	39	3	218	14
8:15	39	0	33	4	40	0	39	0	41	1	192	5
8:30	29	2	42	1	26	1	26	0	26	1	149	5
8:45	19	0	20	0	26	1	16	1	19	0	100	2
9:00	16	1	15	2	11	1	16	0	15	0	73	4
9:15	19	2	16	1	23	0	15	1	13	0	86	4
9:30	30	2	13	1	20	1	12	2	9	1	84	7
9:45	9	0	26	0	13	0	10	2	13	1	71	3
10:00	14	0	9	2	19	0	9	1	7	0	58	3
10:15	16	1	7	0	11	0	10	3	4	0	48	4
10:30	14	1	12	1	8	1	13	0	11	0	58	3
10:45	12	0	9	0	13	1	7	2	7	0	48	3
11:00	15	1	8	0	11	1	6	0	9	0	49	2
11:15	11	0	4	0	4	1	7	2	9	1	35	4
11:30	7	1	2	1	6	1	10	0	8	2	33	5
11:45	5	0	7	1	9	0	3	0	7	0	31	1
Totals	893	183	845	176	881	207	833	191	779	210	4231	960
Day Total	1076		1021		1088		1024		989		5191	
AM Pct	83.0%		82.8%		81.0%		81.3%					

Peak Hour
 Peak Volume
 P.H.F

AECOM

7:00-8:00 AM	209	220	217	208	191	209
7:15-8:15 AM	225	225	218	208	199	215
7:30-8:30 AM	213	203	204	198	191	202
7:45-8:45 AM	181	185	176	174	166	176
8:00-9:00 AM	136	136	140	122	125	132

4:00-5:00 PM	22	17	24	22	26	22
4:15-5:15 PM	24	15	27	18	31	23
4:30-5:30 PM	25	16	28	16	29	23
4:45-5:45 PM	20	15	27	18	31	22
5:00-6:00 PM	20	14	27	17	28	21

Client: AECOM
 File Number:
 Route: L-1a
 Location:

Site Ref: L-1a
 Direction: OUT

Count Date	4/18/2022		4/19/2022		4/20/2022		4/21/2022		4/22/2022		AM	PM
Count Time	AM	PM	AM	PM	AM	PM	AM	PM	AM	PM	AM	PM
0:00	0	9	0	11	1	10	0	5	1	5	2	40
0:15	0	2	0	6	0	13	0	6	0	7	0	34
0:30	0	11	1	6	2	6	1	8	0	5	4	36
0:45	0	3	3	4	3	2	4	15	3	2	13	26
1:00	0	9	0	8	1	9	1	12	1	6	3	44
1:15	1	7	0	5	0	9	0	11	0	6	1	38
1:30	0	16	0	9	1	8	2	7	2	13	5	53
1:45	0	13	1	15	2	11	0	9	0	19	3	67
2:00	0	8	0	11	0	17	0	9	0	17	0	62
2:15	0	11	0	10	0	13	1	13	0	13	1	60
2:30	0	16	0	23	1	15	1	13	1	10	3	77
2:45	0	21	0	15	0	19	0	11	0	21	0	87
3:00	0	23	0	22	0	28	0	26	0	20	0	119
3:15	0	30	0	27	0	25	0	25	0	17	0	124
3:30	1	54	1	65	2	66	3	65	2	58	9	308
3:45	3	42	0	46	1	42	1	26	2	30	7	186
4:00	3	41	1	40	1	39	0	37	2	44	7	201
4:15	0	44	1	34	0	40	0	37	0	46	1	201
4:30	1	41	1	53	1	61	2	48	1	30	6	233
4:45	0	58	1	61	2	56	2	44	1	43	6	262
5:00	0	45	1	48	0	59	1	55	2	46	4	253
5:15	1	51	1	59	1	46	0	42	1	52	4	250
5:30	0	41	0	56	0	56	1	64	1	45	2	262
5:45	2	43	1	43	1	43	0	51	0	30	4	210
6:00	2	34	4	38	5	32	2	26	4	30	17	160
6:15	0	18	1	18	5	27	2	30	3	17	11	110
6:30	1	20	3	22	1	29	2	16	0	14	7	101
6:45	0	21	3	16	1	16	1	18	1	20	6	91
7:00	3	22	4	17	2	19	2	13	0	14	11	85
7:15	2	21	2	20	3	15	4	24	4	19	15	99
7:30	2	48	7	52	7	46	2	36	3	45	21	227
7:45	11	42	3	36	4	49	6	58	5	56	29	241
8:00	4	18	1	11	1	17	2	17	4	32	12	95
8:15	4	11	3	7	5	10	4	9	8	18	24	55
8:30	3	6	6	6	4	3	5	7	6	3	24	25
8:45	2	2	2	4	5	0	4	4	8	5	21	15
9:00	9	4	3	7	3	3	1	4	3	2	19	20
9:15	4	1	10	4	9	1	4	0	5	3	32	9
9:30	6	6	4	2	4	3	6	3	7	2	27	16
9:45	10	4	7	3	8	3	4	4	4	4	33	18
10:00	11	0	5	1	7	2	1	1	6	0	30	4
10:15	7	3	7	0	9	1	8	6	2	1	33	11
10:30	8	1	4	2	6	2	3	3	13	1	34	9
10:45	11	4	8	3	11	0	9	1	5	0	44	8
11:00	5	2	9	1	12	1	3	0	6	1	35	5
11:15	11	0	5	0	8	0	5	1	11	0	40	1
11:30	7	3	2	3	5	5	11	2	9	4	34	17
11:45	13	2	5	0	11	0	10	0	7	1	46	3
Totals	148	932	121	950	156	977	121	922	144	882	690	4658
Day Total	1080		1071		1133		1043		1026		5348	
AM Pct	13.7%		11.3%		13.8%		11.6%					

Peak Hour
 Peak Volume
 P.H.F

AECOM

7:00-8:00 AM	18	16	16	14	12	15
7:15-8:15 AM	19	13	15	14	16	15
7:30-8:30 AM	21	14	17	14	20	17
7:45-8:45 AM	22	13	14	17	23	18
8:00-9:00 AM	13	12	15	15	26	16

4:00-5:00 PM	184	188	196	166	163	179
4:15-5:15 PM	188	196	216	184	165	190
4:30-5:30 PM	195	221	222	189	171	200
4:45-5:45 PM	195	224	217	205	186	205
5:00-6:00 PM	180	206	204	212	173	195

Client: AECOM
 File Number:
 Route: L-1b
 Location:

Site Ref: L-1b
 Direction: IN

Count Date	4/18/2022		4/19/2022		4/20/2022		4/21/2022		4/22/2022			
Count Time	AM	PM	AM	PM	AM	PM	AM	PM	AM	PM	AM	PM
0:00	0	26	0	32	0	30	0	29	1	26	1	143
0:15	0	39	0	23	0	48	1	26	0	26	1	162
0:30	0	35	0	16	0	47	0	33	1	5	1	136
0:45	0	48	0	30	0	40	0	28	0	36	0	182
1:00	0	26	0	37	0	35	0	34	0	26	0	158
1:15	1	39	0	32	0	25	0	24	0	17	1	137
1:30	0	27	0	30	0	35	0	35	0	34	0	161
1:45	0	29	0	41	0	57	0	41	1	37	1	205
2:00	0	29	0	22	0	34	0	29	0	20	0	134
2:15	0	43	0	25	0	30	0	23	0	29	0	150
2:30	0	36	0	28	0	43	1	25	0	27	1	159
2:45	0	40	0	19	0	31	0	33	0	38	0	161
3:00	1	29	1	23	0	41	1	31	0	16	3	140
3:15	0	34	0	32	1	45	0	28	1	21	2	160
3:30	0	27	0	30	0	26	0	25	0	21	0	129
3:45	0	30	0	27	0	43	0	15	0	34	0	149
4:00	0	16	0	24	0	23	0	17	0	32	0	112
4:15	2	16	2	17	1	12	1	11	1	17	7	73
4:30	0	13	0	12	0	36	0	19	2	20	2	100
4:45	0	17	0	16	1	12	0	10	0	12	1	67
5:00	0	8	0	15	0	15	0	16	0	14	0	68
5:15	1	12	1	12	0	18	0	9	1	17	3	68
5:30	1	10	1	14	1	13	1	12	0	7	4	56
5:45	2	17	2	11	2	18	3	8	1	19	10	73
6:00	1	6	2	5	2	8	0	5	0	7	5	31
6:15	7	4	2	6	7	7	7	8	5	16	28	41
6:30	18	13	16	6	15	9	16	7	11	7	76	42
6:45	9	5	16	5	24	5	16	6	16	6	81	27
7:00	22	7	16	5	17	2	17	3	21	12	93	29
7:15	27	2	21	5	15	4	15	6	20	1	98	18
7:30	15	3	30	4	24	6	17	3	14	7	100	23
7:45	26	0	23	2	16	0	39	7	33	4	137	13
8:00	23	4	26	4	32	5	33	3	23	4	137	20
8:15	37	1	37	0	43	6	32	1	21	0	170	8
8:30	22	1	32	3	41	2	33	1	27	2	155	9
8:45	40	1	29	3	30	1	35	4	36	4	170	13
9:00	28	5	15	1	31	1	30	3	21	0	125	10
9:15	34	0	42	0	42	2	34	0	32	0	184	2
9:30	27	2	41	0	40	3	31	0	35	3	174	8
9:45	51	0	47	0	50	1	44	0	28	0	220	1
10:00	48	0	24	0	28	0	37	2	35	0	172	2
10:15	25	0	26	0	40	2	39	0	36	0	166	2
10:30	36	0	29	0	47	0	21	2	38	0	171	2
10:45	45	0	32	0	32	1	40	0	29	0	178	1
11:00	36	0	31	0	37	2	38	0	32	0	174	2
11:15	42	0	25	0	33	0	29	0	25	0	154	0
11:30	40	0	17	1	29	0	18	1	28	1	132	3
11:45	32	0	26	0	35	0	26	0	28	0	147	0
Totals	699	700	612	618	716	824	655	623	603	643	3285	3390
Day Total	1399		1230		1540		1278		1246		6675	
AM Pct	50.0%		49.8%		46.5%		51.3%					

Peak Hour
 Peak Volume
 P.H.F

AECOM

7:00-8:00 AM	90	90	72	88	88	86
7:15-8:15 AM	91	100	87	104	90	94
7:30-8:30 AM	101	116	115	121	91	109
7:45-8:45 AM	108	118	132	137	104	120
8:00-9:00 AM	122	124	146	133	107	126

4:00-5:00 PM	62	69	83	57	81	70
4:15-5:15 PM	54	60	75	56	63	62
4:30-5:30 PM	50	55	81	54	63	61
4:45-5:45 PM	47	57	58	47	50	52
5:00-6:00 PM	47	52	64	45	57	53

Client: AECOM
 File Number:
 Route: L-1b
 Location:

Site Ref: L-1b
 Direction: OUT

Count Date	4/18/2022		4/19/2022		4/20/2022		4/21/2022		4/22/2022		AM	PM
Count Time	AM	PM	AM	PM	AM	PM	AM	PM	AM	PM	AM	PM
0:00	0	32	0	22	0	37	0	30	2	30	2	151
0:15	0	27	0	34	0	28	0	24	0	22	0	135
0:30	0	32	0	22	0	34	1	23	0	5	1	116
0:45	0	21	0	15	0	35	1	24	0	26	1	121
1:00	0	18	0	16	0	25	0	18	0	14	0	91
1:15	0	27	0	21	0	32	0	20	1	17	1	117
1:30	0	30	0	12	0	26	0	27	0	15	0	110
1:45	0	11	0	25	0	21	0	18	0	23	0	98
2:00	0	20	0	21	0	35	0	21	0	27	0	124
2:15	0	21	0	17	0	28	0	33	0	19	0	118
2:30	0	27	0	24	0	34	0	21	2	27	2	133
2:45	0	19	0	31	0	33	0	22	0	22	0	127
3:00	1	20	1	29	0	29	1	19	0	29	3	126
3:15	0	34	0	26	2	37	1	33	2	19	5	149
3:30	0	34	0	27	0	51	0	34	0	22	0	168
3:45	0	32	0	26	0	29	0	35	0	20	0	142
4:00	0	24	0	24	0	32	0	27	0	23	0	130
4:15	2	20	0	30	0	27	0	22	0	20	2	119
4:30	0	19	0	27	0	34	0	31	0	35	0	146
4:45	0	22	0	19	0	27	0	28	1	27	1	123
5:00	0	25	0	26	0	26	0	26	0	18	0	121
5:15	0	19	0	19	2	21	0	13	0	22	2	94
5:30	2	28	0	30	0	25	0	23	0	17	2	123
5:45	2	15	1	14	2	14	0	15	0	27	5	85
6:00	1	21	0	14	0	20	0	11	0	13	1	79
6:15	3	16	0	8	0	11	2	6	1	12	6	53
6:30	2	14	0	11	1	8	0	13	0	6	3	52
6:45	0	9	0	7	4	4	4	8	1	9	9	37
7:00	2	4	8	10	4	6	2	4	3	6	19	30
7:15	8	3	1	5	4	10	3	3	10	14	26	35
7:30	4	6	2	6	11	7	6	11	3	8	26	38
7:45	2	6	5	8	11	7	13	7	4	4	35	32
8:00	8	4	11	1	5	3	8	4	11	6	43	18
8:15	11	0	10	2	12	5	9	3	10	7	52	17
8:30	12	1	13	3	15	1	16	2	7	2	63	9
8:45	12	1	14	3	13	2	19	1	24	5	82	12
9:00	19	6	7	2	20	4	10	2	16	2	72	16
9:15	29	1	21	2	24	0	30	0	20	1	124	4
9:30	22	0	27	0	18	5	20	2	27	5	114	12
9:45	19	1	27	2	24	0	16	1	16	1	102	5
10:00	17	1	24	0	29	1	27	3	24	2	121	7
10:15	30	1	21	0	31	3	17	2	30	0	129	6
10:30	35	0	30	0	23	1	17	1	19	0	124	2
10:45	28	0	28	0	27	2	18	4	32	0	133	6
11:00	36	0	22	0	35	4	40	1	35	0	168	5
11:15	37	0	26	3	48	0	28	1	34	0	173	4
11:30	34	0	33	2	43	0	33	0	36	0	179	2
11:45	43	0	30	0	25	0	24	0	21	1	143	1
Totals	421	672	362	646	433	824	366	677	392	648	1974	3449
Day Total	1093		1008		1257		1043		1040		5423	
AM Pct	38.5%		35.9%		34.4%		35.1%					

Peak Hour
 Peak Volume
 P.H.F

AECOM

7:00-8:00 AM	16	16	30	24	20	21
7:15-8:15 AM	22	19	31	30	28	26
7:30-8:30 AM	25	28	39	36	28	31
7:45-8:45 AM	33	39	43	46	32	39
8:00-9:00 AM	43	48	45	52	52	48

4:00-5:00 PM	85	100	120	108	105	104
4:15-5:15 PM	86	102	114	107	100	102
4:30-5:30 PM	85	91	108	98	102	97
4:45-5:45 PM	94	94	99	90	84	92
5:00-6:00 PM	87	89	86	77	84	85

Client: AECOM
 File Number:
 Route: L-1c
 Location:

Site Ref: L-1c
 Direction: IN

Count Date	4/18/2022		4/19/2022		4/20/2022		4/21/2022		4/22/2022		AM	PM
Count Time	AM	PM	AM	PM	AM	PM	AM	PM	AM	PM	AM	PM
0:00	0	0	0	1	0	2	0	2	0	1	0	6
0:15	0	0	0	1	0	3	0	2	0	1	0	7
0:30	0	2	0	0	0	4	0	2	0	5	0	13
0:45	0	3	0	1	0	0	0	1	0	0	0	5
1:00	0	1	0	0	0	4	0	2	0	0	0	7
1:15	0	1	0	1	0	2	0	1	0	2	0	7
1:30	0	0	0	2	0	2	0	2	0	2	0	8
1:45	0	0	0	3	0	2	0	0	0	1	0	6
2:00	0	1	0	2	0	1	0	2	0	0	0	6
2:15	0	1	0	1	0	1	0	0	0	0	0	3
2:30	0	1	0	0	0	1	0	0	0	0	0	2
2:45	0	1	0	4	0	1	0	1	0	3	0	10
3:00	0	4	0	4	0	4	0	1	0	0	0	13
3:15	0	2	0	0	0	1	0	0	0	2	0	5
3:30	0	0	0	0	0	2	0	1	0	1	0	4
3:45	0	2	0	1	0	3	0	0	0	1	0	7
4:00	0	2	0	1	0	0	0	1	0	2	0	6
4:15	0	0	0	2	0	2	0	0	0	2	0	6
4:30	0	0	0	0	0	4	0	1	0	2	0	7
4:45	0	1	0	0	0	1	0	1	0	3	0	6
5:00	0	1	0	2	0	1	0	1	0	2	0	7
5:15	0	0	0	1	0	1	0	0	0	0	0	2
5:30	0	0	0	2	0	2	0	1	0	0	0	5
5:45	0	0	0	0	0	1	0	0	0	0	0	1
6:00	0	0	0	0	0	2	0	0	0	1	0	3
6:15	2	0	1	0	1	1	1	2	1	3	6	6
6:30	2	2	1	0	1	1	1	0	1	1	6	4
6:45	0	0	4	0	0	0	5	0	6	0	15	0
7:00	1	0	2	0	4	0	0	0	0	0	7	0
7:15	3	0	1	0	0	0	0	0	0	0	4	0
7:30	3	0	0	0	3	0	1	0	1	0	8	0
7:45	1	0	1	0	0	0	2	0	0	0	4	0
8:00	1	0	0	0	1	0	0	0	2	0	4	0
8:15	2	0	3	0	4	0	0	0	2	0	11	0
8:30	0	0	0	0	2	0	1	0	2	0	5	0
8:45	0	0	0	0	5	0	0	0	4	0	9	0
9:00	4	0	0	0	1	0	0	0	1	0	6	0
9:15	0	0	3	0	2	0	1	0	1	0	7	0
9:30	1	1	0	0	2	0	0	0	1	0	4	1
9:45	1	0	1	0	9	0	0	0	0	0	11	0
10:00	2	0	0	0	2	0	2	0	4	0	10	0
10:15	2	0	2	0	0	2	5	0	2	0	11	2
10:30	2	0	2	0	0	0	1	0	5	0	10	0
10:45	4	0	1	0	2	0	3	0	0	0	10	0
11:00	3	0	1	0	2	0	2	0	1	0	9	0
11:15	2	0	2	0	3	0	0	0	2	0	9	0
11:30	2	0	0	0	0	0	1	0	1	0	4	0
11:45	0	0	0	0	3	0	2	0	0	0	5	0
Totals	38	26	25	29	47	51	28	24	37	32	175	165
Day Total	64		54		98		52		69		340	
AM Pct	59.4%		46.3%		48.0%		53.8%					

Peak Hour
 Peak Volume
 P.H.F

AECOM

7:00-8:00 AM	8	4	7	3	1	5
7:15-8:15 AM	8	2	4	3	3	4
7:30-8:30 AM	7	4	8	3	5	5
7:45-8:45 AM	4	4	7	3	6	5
8:00-9:00 AM	3	3	12	1	10	6

4:00-5:00 PM	3	3	7	3	9	5
4:15-5:15 PM	2	4	8	3	9	5
4:30-5:30 PM	2	3	7	3	7	4
4:45-5:45 PM	2	5	5	3	5	4
5:00-6:00 PM	1	5	5	2	2	3

Client: AECOM
 File Number:
 Route: L-1c
 Location:

Site Ref: L-1c
 Direction: OUT

Count Date	4/18/2022		4/19/2022		4/20/2022		4/21/2022		4/22/2022			
Count Time	AM	PM	AM	PM	AM	PM	AM	PM	AM	PM	AM	PM
0:00	0	2	0	1	0	0	0	0	0	0	0	3
0:15	0	0	0	0	0	0	0	1	0	0	0	1
0:30	0	0	0	0	0	0	0	0	0	5	0	5
0:45	0	0	0	0	0	1	0	0	0	0	0	1
1:00	0	0	0	0	0	0	0	0	0	0	0	0
1:15	0	0	0	0	0	1	0	0	0	1	0	2
1:30	0	0	0	0	0	1	0	1	0	1	0	3
1:45	0	0	0	1	0	0	0	1	0	2	0	4
2:00	0	0	0	0	0	0	0	0	0	0	0	0
2:15	0	0	0	0	0	0	0	0	0	0	0	0
2:30	0	0	0	2	0	1	0	0	0	2	0	5
2:45	0	0	0	0	0	0	0	0	0	1	0	1
3:00	0	1	0	2	0	2	0	1	0	0	0	6
3:15	0	0	0	0	0	0	0	0	0	2	0	2
3:30	0	0	0	0	0	0	0	0	0	0	0	0
3:45	0	0	0	1	0	4	0	0	0	0	0	5
4:00	0	0	0	0	0	1	0	0	0	0	0	1
4:15	0	1	0	1	0	1	0	0	0	0	0	3
4:30	0	0	0	3	0	0	0	0	0	3	0	6
4:45	0	2	0	2	0	0	0	0	0	0	0	4
5:00	0	1	0	0	0	0	0	0	0	1	0	2
5:15	0	0	0	1	0	1	0	1	0	1	0	4
5:30	0	0	0	1	0	1	0	0	0	0	0	2
5:45	0	0	0	1	0	1	0	0	0	0	0	2
6:00	0	0	0	0	0	1	0	1	0	0	0	2
6:15	0	1	0	2	0	0	0	1	0	0	0	4
6:30	0	0	0	0	0	0	0	0	0	1	0	1
6:45	0	0	0	0	0	0	0	1	1	0	1	1
7:00	0	0	0	0	0	0	0	0	0	0	0	0
7:15	0	0	0	0	0	0	0	0	1	0	1	0
7:30	0	0	0	0	0	0	0	0	0	0	0	0
7:45	0	0	0	0	0	0	0	0	1	0	1	0
8:00	0	0	0	0	0	0	0	0	0	0	0	0
8:15	0	0	0	0	1	2	1	0	0	0	2	2
8:30	1	0	0	0	2	0	0	0	0	0	3	0
8:45	0	0	0	0	3	0	0	0	0	0	3	0
9:00	0	0	0	0	0	0	0	0	1	0	1	0
9:15	0	0	0	0	1	1	0	0	0	0	1	1
9:30	0	0	0	0	0	0	0	0	0	0	0	0
9:45	0	0	0	0	0	0	0	0	0	0	0	0
10:00	1	0	0	0	0	1	0	1	0	0	1	2
10:15	0	0	0	1	0	1	0	0	0	0	0	2
10:30	2	0	1	0	2	0	0	0	0	0	5	0
10:45	0	1	0	0	1	0	0	0	0	0	1	1
11:00	0	0	0	0	1	1	0	0	0	1	1	2
11:15	1	0	0	0	0	0	1	0	0	0	2	0
11:30	0	0	0	0	0	0	1	0	1	0	2	0
11:45	0	0	0	0	3	0	0	0	0	0	3	0
Totals	5	9	1	19	14	22	3	9	5	16	28	80
Day Total	14		20		36		12		21		108	
AM Pct	35.7%		5.0%		38.9%		25.0%					

Peak Hour
 Peak Volume
 P.H.F

AECOM

7:00-8:00 AM	0	0	0	0	2	0
7:15-8:15 AM	0	0	0	0	2	0
7:30-8:30 AM	0	0	1	1	1	1
7:45-8:45 AM	1	0	3	1	1	1
8:00-9:00 AM	1	0	6	1	0	2

4:00-5:00 PM	3	6	2	0	3	3
4:15-5:15 PM	4	6	1	0	4	3
4:30-5:30 PM	3	6	1	1	5	3
4:45-5:45 PM	3	4	2	1	2	2
5:00-6:00 PM	1	3	3	1	2	2

Client: AECOM
 File Number:
 Route: L-20a
 Location:

Site Ref: L-20a
 Direction: IN

Count Date	4/18/2022		4/19/2022		4/20/2022		4/21/2022		4/22/2022		AM	PM
Count Time	AM	PM	AM	PM	AM	PM	AM	PM	AM	PM	AM	PM
0:00	0	6	0	0	0	4	1	4	0	3	1	17
0:15	0	1	0	6	0	1	0	5	0	2	0	15
0:30	0	0	0	4	0	5	0	1	0	5	0	15
0:45	0	3	0	5	0	5	0	2	1	3	1	18
1:00	0	1	0	4	0	0	0	2	0	1	0	8
1:15	0	1	0	0	1	3	0	1	0	0	1	5
1:30	0	0	0	0	0	1	0	0	0	1	0	2
1:45	0	0	0	0	0	1	0	1	0	0	0	2
2:00	0	1	0	0	0	1	0	0	0	0	0	2
2:15	0	0	0	4	0	0	0	0	0	2	0	6
2:30	0	0	0	0	0	1	0	0	0	0	0	1
2:45	0	0	0	0	0	2	0	0	0	0	0	2
3:00	0	0	0	0	0	0	0	0	0	0	0	0
3:15	0	0	0	0	0	0	0	0	0	0	0	0
3:30	0	1	0	1	0	2	0	2	0	2	0	8
3:45	0	1	0	2	0	4	0	4	0	2	0	13
4:00	0	0	0	0	0	0	0	6	0	0	0	6
4:15	0	0	0	0	0	2	0	8	0	0	0	10
4:30	0	4	0	2	0	2	0	3	0	2	0	13
4:45	0	2	0	1	0	1	0	1	0	2	0	7
5:00	1	1	0	3	1	0	0	0	0	0	2	4
5:15	0	1	0	2	0	0	0	3	0	1	0	7
5:30	1	1	1	1	1	0	1	2	1	1	5	5
5:45	0	1	1	3	0	0	0	5	1	2	2	11
6:00	5	0	4	0	6	0	3	6	0	5	18	11
6:15	4	1	2	0	3	1	2	2	7	0	18	4
6:30	0	1	0	0	0	0	0	1	1	1	1	3
6:45	0	0	0	3	4	2	2	0	0	0	6	5
7:00	0	2	0	5	1	2	0	3	0	1	1	13
7:15	0	0	3	0	3	0	1	1	0	0	7	1
7:30	1	0	1	0	0	0	5	0	0	0	7	0
7:45	1	0	3	1	2	0	1	0	0	0	7	1
8:00	3	0	4	0	5	0	1	0	3	0	16	0
8:15	3	0	1	0	1	0	1	0	0	0	6	0
8:30	0	0	2	1	1	0	0	0	0	0	3	1
8:45	2	0	0	0	3	0	4	0	0	0	9	0
9:00	5	0	7	0	5	0	0	1	1	0	18	1
9:15	0	0	16	1	8	2	7	1	1	0	32	4
9:30	9	0	16	0	16	0	16	0	8	0	65	0
9:45	11	0	9	0	11	0	10	0	4	0	45	0
10:00	11	1	8	0	11	0	9	1	5	0	44	2
10:15	12	2	14	0	12	0	13	3	9	0	60	5
10:30	6	0	12	0	8	0	4	0	2	0	32	0
10:45	6	0	4	0	6	0	4	0	6	0	26	0
11:00	7	0	4	0	0	0	5	0	6	0	22	0
11:15	5	1	5	0	6	0	2	0	2	0	20	1
11:30	5	1	3	0	6	0	6	2	2	0	22	3
11:45	2	0	4	0	5	0	0	0	2	0	13	0
Totals	100	34	124	49	126	42	98	71	62	32	510	232
Day Total	134		173		168		169		94		742	
AM Pct	74.6%		71.7%		75.0%		58.0%					

Peak Hour
 Peak Volume
 P.H.F

AECOM

7:00-8:00 AM	2	7	6	7	0	4
7:15-8:15 AM	5	11	10	8	3	7
7:30-8:30 AM	8	9	8	8	3	7
7:45-8:45 AM	7	10	9	3	3	6
8:00-9:00 AM	8	7	10	6	3	7

4:00-5:00 PM	6	3	5	18	4	7
4:15-5:15 PM	7	6	5	12	4	7
4:30-5:30 PM	8	8	3	7	5	6
4:45-5:45 PM	5	7	1	6	4	5
5:00-6:00 PM	4	9	0	10	4	5

Client: AECOM
 File Number:
 Route: L-20a
 Location:

Site Ref: L-20a
 Direction: OUT

Count Date	4/18/2022		4/19/2022		4/20/2022		4/21/2022		4/22/2022		AM	PM
Count Time	AM	PM	AM	PM	AM	PM	AM	PM	AM	PM	AM	PM
0:00	2	5	0	1	0	8	0	4	0	1	2	19
0:15	0	2	0	0	0	2	0	0	0	1	0	5
0:30	0	0	0	3	0	10	0	2	0	5	0	20
0:45	0	5	0	2	0	3	0	3	1	0	1	13
1:00	0	3	0	3	0	0	0	5	0	0	0	11
1:15	0	0	0	0	0	0	0	0	0	0	0	0
1:30	0	0	0	1	0	0	0	0	0	2	0	3
1:45	0	0	0	0	0	0	0	0	0	2	0	2
2:00	0	1	0	3	0	4	0	2	0	1	0	11
2:15	0	0	0	2	0	2	0	1	0	3	0	8
2:30	1	1	0	0	0	1	0	2	0	1	1	5
2:45	1	0	0	0	0	9	0	6	0	7	1	22
3:00	0	10	0	8	0	6	0	12	0	10	0	46
3:15	0	0	0	2	0	0	0	2	0	3	0	7
3:30	0	1	0	0	0	3	0	3	0	0	0	7
3:45	0	2	0	0	0	3	0	6	0	2	0	13
4:00	0	1	0	4	0	7	0	7	0	3	0	22
4:15	0	11	0	5	0	1	0	1	0	0	0	18
4:30	0	5	0	3	0	3	0	4	2	2	2	17
4:45	2	7	2	4	1	6	2	2	2	9	9	28
5:00	3	3	2	1	0	6	2	2	0	2	7	14
5:15	0	1	0	5	0	2	2	6	1	3	3	17
5:30	0	1	0	7	2	4	2	1	4	1	8	14
5:45	1	2	2	4	2	4	0	2	3	5	8	17
6:00	2	6	4	1	4	9	6	4	4	6	20	26
6:15	1	5	2	3	4	5	1	2	1	2	9	17
6:30	0	8	0	1	0	3	0	8	6	2	6	22
6:45	0	2	0	2	0	4	0	1	0	2	0	11
7:00	2	0	1	0	1	0	0	3	1	2	5	5
7:15	0	0	1	1	1	0	1	11	2	0	5	12
7:30	0	0	0	2	0	0	0	6	0	0	0	8
7:45	0	0	0	1	1	1	0	3	0	2	1	7
8:00	0	0	0	2	1	2	0	1	0	0	1	5
8:15	1	1	0	1	0	2	0	1	0	0	1	5
8:30	0	1	0	1	0	0	0	1	0	0	0	3
8:45	0	0	0	0	0	2	1	3	0	1	1	6
9:00	1	1	1	0	3	0	1	0	0	1	6	2
9:15	0	0	1	3	1	1	0	2	0	1	2	7
9:30	1	1	14	0	1	0	0	0	0	0	16	1
9:45	0	0	21	2	0	0	2	0	1	0	24	2
10:00	1	4	20	1	12	0	8	0	1	0	42	5
10:15	2	0	15	0	14	0	5	1	1	0	37	1
10:30	7	0	6	0	6	0	4	0	0	0	23	0
10:45	11	0	9	0	3	0	1	2	0	0	24	2
11:00	5	1	2	0	4	0	8	0	1	2	20	3
11:15	8	0	9	0	6	0	4	0	2	1	29	1
11:30	5	5	10	1	3	0	3	2	3	2	24	10
11:45	14	0	2	0	7	0	6	0	0	0	29	0
Totals	71	96	124	80	77	113	59	124	36	82	367	500
Day Total	167		204		190		183		118		867	
AM Pct	42.5%		60.8%		40.5%		32.2%					

Peak Hour
 Peak Volume
 P.H.F

AECOM

7:00-8:00 AM	2	2	3	1	3	2
7:15-8:15 AM	0	1	3	1	2	1
7:30-8:30 AM	1	0	2	0	0	1
7:45-8:45 AM	1	0	2	0	0	1
8:00-9:00 AM	1	0	1	1	0	1

4:00-5:00 PM	24	16	17	14	14	17
4:15-5:15 PM	26	13	16	9	13	15
4:30-5:30 PM	16	13	17	14	16	15
4:45-5:45 PM	12	17	18	11	15	15
5:00-6:00 PM	7	17	16	11	11	12

Client: AECOM
 File Number:
 Route: L-20b
 Location:

Site Ref: L-20b
 Direction: IN

Count Date	4/18/2022		4/19/2022		4/20/2022		4/21/2022		4/22/2022		AM	PM
Count Time	AM	PM	AM	PM	AM	PM	AM	PM	AM	PM	AM	PM
0:00	0	6	0	7	0	13	1	7	1	6	2	39
0:15	0	8	0	3	0	11	0	8	0	10	0	40
0:30	0	6	0	7	0	7	0	2	0	5	0	27
0:45	0	9	0	10	0	5	0	9	0	4	0	37
1:00	1	10	1	13	1	5	1	6	1	4	5	38
1:15	0	6	0	2	0	9	0	8	0	6	0	31
1:30	0	2	0	7	0	7	0	5	0	6	0	27
1:45	0	8	0	4	0	7	1	4	0	1	1	24
2:00	0	6	0	7	0	7	0	6	0	7	0	33
2:15	0	6	1	2	0	5	0	5	0	5	1	23
2:30	0	5	0	9	0	5	0	12	0	4	0	35
2:45	0	5	0	4	0	10	0	5	0	7	0	31
3:00	0	9	0	3	0	5	1	5	0	9	1	31
3:15	1	8	2	5	3	9	1	4	1	7	8	33
3:30	2	3	0	7	0	6	0	11	0	7	2	34
3:45	1	11	2	7	1	7	2	5	1	5	7	35
4:00	3	3	2	3	3	6	1	5	0	0	9	17
4:15	1	4	3	5	3	1	2	7	1	3	10	20
4:30	2	6	2	2	3	7	4	6	5	6	16	27
4:45	2	5	2	10	0	10	3	8	3	8	10	41
5:00	1	3	3	3	4	2	5	9	3	4	16	21
5:15	8	11	6	11	10	9	6	3	4	1	34	35
5:30	8	2	11	10	11	5	10	4	6	4	46	25
5:45	18	4	16	12	16	9	12	6	26	6	88	37
6:00	25	6	30	8	23	6	27	5	20	12	125	37
6:15	35	8	55	8	53	6	54	8	37	13	234	43
6:30	38	9	45	7	38	5	41	9	36	6	198	36
6:45	32	5	33	8	38	6	32	4	21	6	156	29
7:00	27	4	29	10	22	22	32	6	26	5	136	47
7:15	32	0	25	0	28	2	23	2	26	1	134	5
7:30	40	1	35	3	36	8	28	3	32	8	171	23
7:45	31	1	29	3	30	1	40	3	26	2	156	10
8:00	38	5	35	4	35	6	36	3	32	3	176	21
8:15	23	3	37	4	34	2	41	4	25	4	160	17
8:30	34	2	43	2	33	3	27	3	28	0	165	10
8:45	36	4	35	2	33	2	38	1	28	2	170	11
9:00	28	5	39	1	35	2	20	1	23	3	145	12
9:15	23	6	46	1	32	0	23	0	25	0	149	7
9:30	28	4	26	0	34	0	38	0	24	0	150	4
9:45	31	2	36	2	23	0	28	0	19	2	137	6
10:00	22	0	16	0	17	0	18	0	23	1	96	1
10:15	29	1	23	1	17	1	16	1	20	1	105	5
10:30	19	0	17	0	15	0	12	0	15	0	78	0
10:45	19	0	12	1	16	0	8	0	11	0	66	1
11:00	13	0	8	0	8	0	13	2	5	0	47	2
11:15	8	0	8	0	10	0	5	0	10	0	41	0
11:30	12	0	9	0	13	0	10	0	12	0	56	0
11:45	9	0	11	0	10	0	9	0	2	0	41	0
Totals	680	212	733	218	688	239	669	205	578	192	3348	1068
Day Total	892		951		927		874		770		4416	
AM Pct	76.2%		77.1%		74.2%		76.5%					

Peak Hour
 Peak Volume
 P.H.F

AECOM

7:00-8:00 AM	130	118	116	123	110	119
7:15-8:15 AM	141	124	129	127	116	127
7:30-8:30 AM	132	136	135	145	115	133
7:45-8:45 AM	126	144	132	144	111	131
8:00-9:00 AM	131	150	135	142	113	134

4:00-5:00 PM	18	20	24	26	17	21
4:15-5:15 PM	18	20	20	30	21	22
4:30-5:30 PM	25	26	28	26	19	25
4:45-5:45 PM	21	34	26	24	17	24
5:00-6:00 PM	20	36	25	22	15	24

Client: AECOM
 File Number:
 Route: L-20b
 Location:

Site Ref: L-20b
 Direction: OUT

Count Date	4/18/2022		4/19/2022		4/20/2022		4/21/2022		4/22/2022		AM	PM
Count Time	AM	PM	AM	PM	AM	PM	AM	PM	AM	PM	AM	PM
0:00	2	11	1	8	2	10	0	14	3	13	8	56
0:15	2	4	0	7	0	9	0	9	0	8	2	37
0:30	0	10	0	11	0	7	0	10	2	5	2	43
0:45	0	14	0	11	0	11	0	10	0	11	0	57
1:00	1	7	0	8	0	6	0	19	0	13	1	53
1:15	2	8	3	13	2	10	1	16	1	10	9	57
1:30	0	6	0	8	1	12	3	7	1	14	5	47
1:45	0	6	0	9	0	10	1	19	0	8	1	52
2:00	0	14	2	11	0	15	0	9	0	8	2	57
2:15	0	10	0	7	0	15	0	11	0	17	0	60
2:30	1	18	0	23	0	27	0	15	0	14	1	97
2:45	0	23	0	21	0	32	0	17	0	24	0	117
3:00	0	53	0	41	0	33	0	39	0	24	0	190
3:15	0	37	0	31	0	30	0	32	0	22	0	152
3:30	0	37	0	38	0	52	0	38	0	38	0	203
3:45	0	25	0	23	0	32	0	40	0	27	0	147
4:00	0	24	0	39	0	39	0	29	0	30	0	161
4:15	0	36	0	38	0	32	1	27	0	25	1	158
4:30	0	51	0	57	0	43	0	46	0	34	0	231
4:45	0	44	0	49	0	46	0	38	1	47	1	224
5:00	0	53	0	57	3	40	0	46	0	37	3	233
5:15	0	48	1	38	0	50	2	45	0	53	3	234
5:30	6	36	3	36	4	38	5	38	2	33	20	181
5:45	3	47	3	39	0	36	0	30	0	32	6	184
6:00	4	44	1	42	5	34	3	34	2	31	15	185
6:15	18	24	11	34	11	34	10	24	12	30	62	146
6:30	5	31	4	34	8	35	9	32	5	22	31	154
6:45	2	22	6	19	2	19	2	12	3	15	15	87
7:00	2	20	6	24	8	23	6	28	3	24	25	119
7:15	5	25	2	22	7	29	0	25	0	19	14	120
7:30	4	22	2	32	4	31	6	29	2	37	18	151
7:45	0	14	1	21	2	13	3	12	5	24	11	84
8:00	2	3	0	15	1	18	2	9	1	13	6	58
8:15	1	14	1	13	2	3	3	16	2	10	9	56
8:30	2	12	3	7	5	10	1	5	3	7	14	41
8:45	1	6	4	5	9	3	2	6	2	4	18	24
9:00	3	8	8	3	4	2	2	3	4	6	21	22
9:15	3	2	7	5	2	7	7	5	4	1	23	20
9:30	8	7	6	4	2	2	3	7	0	6	19	26
9:45	9	3	26	4	5	2	5	3	3	7	48	19
10:00	6	5	22	6	16	7	16	4	4	3	64	25
10:15	7	3	19	2	24	5	15	2	6	2	71	14
10:30	13	0	15	0	13	1	5	0	7	1	53	2
10:45	10	0	14	3	11	0	11	2	3	2	49	7
11:00	14	4	7	0	6	3	7	3	2	0	36	10
11:15	9	0	6	0	5	5	6	4	2	0	28	9
11:30	12	0	11	2	10	0	3	3	4	1	40	6
11:45	7	3	2	1	11	2	13	1	5	0	38	7
Totals	164	894	197	921	185	923	153	873	94	822	793	4423
Day Total	1058		1118		1108		1026		916		5216	
AM Pct	15.5%		17.6%		16.7%		14.9%					

Peak Hour
 Peak Volume
 P.H.F

AECOM

7:00-8:00 AM	11	11	21	15	10	14
7:15-8:15 AM	11	5	14	11	8	10
7:30-8:30 AM	7	4	9	14	10	9
7:45-8:45 AM	5	5	10	9	11	8
8:00-9:00 AM	6	8	17	8	8	9

4:00-5:00 PM	155	183	160	140	136	155
4:15-5:15 PM	184	201	161	157	143	169
4:30-5:30 PM	196	201	179	175	171	184
4:45-5:45 PM	181	180	174	167	170	174
5:00-6:00 PM	184	170	164	159	155	166

Client: AECOM
 File Number:
 Route: L-2a
 Location:

Site Ref: L-2a
 Direction: IN

Count Date	4/18/2022		4/19/2022		4/20/2022		4/21/2022		4/22/2022		AM	PM
Count Time	AM	PM	AM	PM	AM	PM	AM	PM	AM	PM	AM	PM
0:00	1	8	0	6	0	9	1	13	0	13	2	49
0:15	0	2	0	12	0	12	1	7	0	6	1	39
0:30	0	8	0	4	0	11	1	8	0	5	1	36
0:45	0	14	0	19	2	22	0	10	2	8	4	73
1:00	0	8	0	18	1	18	0	11	0	8	1	63
1:15	1	9	0	11	0	11	0	9	0	8	1	48
1:30	0	11	1	7	1	8	0	16	2	13	4	55
1:45	0	8	0	9	0	11	1	12	0	8	1	48
2:00	0	5	0	5	2	6	0	13	2	7	4	36
2:15	1	8	0	1	1	5	1	5	0	3	3	22
2:30	0	3	0	4	0	5	0	8	0	1	0	21
2:45	0	4	0	4	1	7	0	6	1	3	2	24
3:00	0	5	0	5	0	9	0	4	0	5	0	28
3:15	0	11	0	10	0	6	0	3	0	4	0	34
3:30	4	8	2	6	2	11	3	3	2	3	13	31
3:45	2	4	1	5	0	2	0	6	2	3	5	20
4:00	2	10	4	8	2	8	2	9	3	10	13	45
4:15	4	7	0	9	3	11	1	2	1	8	9	37
4:30	9	8	7	13	3	7	7	6	4	6	30	40
4:45	7	8	6	10	13	4	6	5	10	7	42	34
5:00	5	4	9	4	5	0	6	7	8	8	33	23
5:15	11	2	11	3	19	3	13	2	13	3	67	13
5:30	20	0	25	6	22	2	15	5	18	5	100	18
5:45	27	4	25	1	22	1	34	3	25	0	133	9
6:00	20	3	26	1	30	2	22	3	24	2	122	11
6:15	55	0	37	5	52	12	50	6	42	1	236	24
6:30	93	1	90	2	85	2	69	0	72	1	409	6
6:45	72	1	90	4	81	4	84	4	85	5	412	18
7:00	41	0	32	1	44	3	43	4	38	2	198	10
7:15	53	0	70	0	58	1	49	2	52	0	282	3
7:30	53	0	47	2	47	0	33	1	47	1	227	4
7:45	67	3	71	2	44	0	52	0	49	2	283	7
8:00	44	1	34	0	36	0	34	1	37	0	185	2
8:15	35	2	35	0	43	0	32	1	39	2	184	5
8:30	48	1	56	2	52	0	47	0	37	0	240	3
8:45	32	2	33	0	40	0	45	0	29	1	179	3
9:00	19	0	27	1	24	1	30	1	23	0	123	3
9:15	30	0	26	0	26	0	14	0	11	4	107	4
9:30	23	3	23	2	23	2	14	0	15	0	98	7
9:45	18	0	11	1	18	1	16	0	18	2	81	4
10:00	15	0	26	0	16	0	13	1	17	0	87	1
10:15	13	0	11	0	15	3	9	0	7	3	55	6
10:30	9	1	9	1	10	3	12	1	11	0	51	6
10:45	11	0	15	1	11	0	10	0	6	0	53	1
11:00	13	0	9	0	9	0	7	2	9	0	47	2
11:15	6	0	10	0	11	0	11	1	10	1	48	2
11:30	10	0	7	0	17	0	10	2	9	1	53	3
11:45	8	0	12	0	5	2	6	0	7	0	38	2
Totals	882	177	898	205	896	225	804	203	787	170	4267	983
Day Total	1059		1103		1121		1007		957		5250	
AM Pct	83.3%		81.4%		79.9%		79.8%					

Peak Hour
 Peak Volume
 P.H.F

AECOM

7:00-8:00 AM	214	220	193	177	186	198
7:15-8:15 AM	217	222	185	168	185	195
7:30-8:30 AM	199	187	170	151	172	176
7:45-8:45 AM	194	196	175	165	162	178
8:00-9:00 AM	159	158	171	158	142	158

4:00-5:00 PM	33	40	30	22	31	31
4:15-5:15 PM	27	36	22	20	29	27
4:30-5:30 PM	22	30	14	20	24	22
4:45-5:45 PM	14	23	9	19	23	18
5:00-6:00 PM	10	14	6	17	16	13

Client: AECOM
 File Number:
 Route: L-2a
 Location:

Site Ref: L-2a
 Direction: OUT

Count Date	4/18/2022		4/19/2022		4/20/2022		4/21/2022		4/22/2022		AM	PM
	AM	PM	AM	PM	AM	PM	AM	PM	AM	PM		
0:00	0	14	0	10	0	10	2	19	0	10	2	63
0:15	0	11	0	10	0	17	3	9	0	9	3	56
0:30	0	8	0	10	0	13	0	11	2	5	2	47
0:45	1	15	0	13	2	16	1	13	0	14	4	71
1:00	0	13	1	13	2	15	0	4	1	19	4	64
1:15	1	9	0	14	1	8	0	8	0	11	2	50
1:30	0	19	0	22	0	21	1	15	1	17	2	94
1:45	0	14	0	15	3	12	0	13	0	11	3	65
2:00	0	11	0	26	0	18	2	21	5	14	7	90
2:15	1	18	1	12	2	19	1	14	1	13	6	76
2:30	0	30	0	40	0	34	1	29	0	33	1	166
2:45	0	16	0	15	1	17	0	26	0	17	1	91
3:00	0	28	0	17	0	24	0	22	0	29	0	120
3:15	0	22	0	27	0	30	0	27	0	26	0	132
3:30	0	35	0	39	0	51	0	42	0	34	0	201
3:45	0	23	0	34	0	27	0	29	1	23	1	136
4:00	5	40	0	51	0	41	0	37	0	33	5	202
4:15	2	32	2	55	3	32	0	24	0	40	7	183
4:30	2	50	0	51	0	46	1	48	0	39	3	234
4:45	0	37	0	49	0	40	1	45	2	28	3	199
5:00	0	68	1	52	1	60	0	46	0	39	2	265
5:15	0	45	0	59	0	50	0	48	0	45	0	247
5:30	0	55	0	50	2	37	1	41	1	45	4	228
5:45	3	36	0	31	3	47	0	39	1	28	7	181
6:00	2	39	0	39	1	31	1	35	7	21	11	165
6:15	0	22	5	16	0	26	4	31	3	11	12	106
6:30	3	24	1	26	0	29	3	20	2	23	9	122
6:45	1	21	0	20	3	14	0	16	9	19	13	90
7:00	3	20	3	16	4	21	4	16	3	14	17	87
7:15	4	22	6	16	11	26	7	25	8	12	36	101
7:30	2	38	10	50	4	44	3	46	3	30	22	208
7:45	7	46	5	35	6	24	11	29	5	29	34	163
8:00	3	5	2	9	3	17	0	7	6	13	14	51
8:15	1	3	1	10	5	6	5	15	4	10	16	44
8:30	2	7	2	8	7	4	6	6	1	7	18	32
8:45	0	4	4	7	1	3	7	8	5	7	17	29
9:00	6	2	11	4	9	2	7	1	6	0	39	9
9:15	8	6	8	0	7	3	5	1	5	4	33	14
9:30	15	7	5	5	7	5	4	2	1	4	32	23
9:45	3	3	3	5	4	5	6	3	8	3	24	19
10:00	7	1	11	2	9	0	2	2	8	3	37	8
10:15	0	2	6	2	4	1	7	1	5	1	22	7
10:30	5	3	6	1	10	2	11	0	9	3	41	9
10:45	7	1	4	2	11	0	8	0	15	0	45	3
11:00	2	2	9	0	10	0	7	6	7	0	35	8
11:15	4	0	10	0	17	1	8	2	9	1	48	4
11:30	8	2	7	3	9	0	11	4	9	2	44	11
11:45	7	0	11	0	6	4	6	1	8	1	38	6
Totals	115	929	135	991	168	953	147	907	161	804	726	4580
Day Total	1044		1126		1121		1054		965		5306	
AM Pct	11.0%		12.0%		15.0%		13.9%					

Peak Hour
 Peak Volume
 P.H.F

AECOM

7:00-8:00 AM	16	24	25	25	19	22
7:15-8:15 AM	16	23	24	21	22	21
7:30-8:30 AM	13	18	18	19	18	17
7:45-8:45 AM	13	10	21	22	16	16
8:00-9:00 AM	6	9	16	18	16	13

4:00-5:00 PM	159	206	159	154	140	164
4:15-5:15 PM	187	207	178	163	146	176
4:30-5:30 PM	200	211	196	187	151	189
4:45-5:45 PM	205	210	187	180	157	188
5:00-6:00 PM	204	192	194	174	157	184

Client: AECOM
 File Number:
 Route: L-3b
 Location:

Site Ref: L-3b
 Direction: IN

Count Date	4/18/2022		4/19/2022		4/20/2022		4/21/2022		4/22/2022			
Count Time	AM	PM	AM	PM	AM	PM	AM	PM	AM	PM	AM	PM
0:00	0	3	1	0	1	1	0	3	2	1	4	8
0:15	0	0	0	2	0	1	0	2	0	5	0	10
0:30	0	4	0	1	1	1	0	5	0	5	1	16
0:45	0	6	0	3	0	4	0	4	0	4	0	21
1:00	0	5	0	2	0	6	0	6	0	4	0	23
1:15	0	3	0	5	0	2	0	0	0	3	0	13
1:30	1	2	0	1	1	8	0	5	0	5	2	21
1:45	0	3	0	7	0	5	0	2	0	5	0	22
2:00	0	2	0	2	0	2	0	3	1	1	1	10
2:15	0	8	0	5	0	2	0	2	1	3	1	20
2:30	2	0	0	3	1	3	0	1	1	10	4	17
2:45	0	2	0	0	0	6	0	2	1	8	1	18
3:00	0	6	0	2	0	3	0	3	0	1	0	15
3:15	0	5	0	5	0	1	0	9	2	7	2	27
3:30	0	2	1	2	1	3	2	2	1	3	5	12
3:45	1	3	0	4	1	1	2	8	3	6	7	22
4:00	2	4	2	8	1	3	0	7	1	2	6	24
4:15	2	2	2	6	2	2	0	4	1	4	7	18
4:30	3	6	4	5	0	2	3	2	1	4	11	19
4:45	10	2	8	3	6	3	5	3	8	6	37	17
5:00	4	6	6	6	2	3	7	2	2	4	21	21
5:15	4	1	3	9	4	4	1	7	4	3	16	24
5:30	7	1	4	5	6	4	9	2	5	4	31	16
5:45	9	2	4	4	4	2	3	3	3	3	23	14
6:00	8	2	12	2	9	1	7	5	8	5	44	15
6:15	25	3	25	11	31	4	24	4	15	7	120	29
6:30	35	2	41	2	35	3	41	6	29	2	181	15
6:45	9	3	16	8	12	3	19	3	23	1	79	18
7:00	7	3	8	0	12	1	6	6	6	3	39	13
7:15	4	1	6	2	6	2	8	1	6	2	30	8
7:30	9	0	6	4	5	1	3	4	5	1	28	10
7:45	5	0	6	2	7	0	4	0	10	0	32	2
8:00	5	0	7	2	2	1	1	1	2	0	17	4
8:15	4	0	4	1	4	0	4	3	1	2	17	6
8:30	6	0	4	0	6	1	3	3	1	0	20	4
8:45	2	0	0	2	2	1	2	1	3	1	9	5
9:00	5	1	1	0	0	3	1	4	4	1	11	9
9:15	2	0	0	1	1	0	3	0	3	1	9	2
9:30	2	0	1	0	0	0	3	0	6	0	12	0
9:45	7	0	0	0	6	1	2	1	3	1	18	3
10:00	1	0	0	0	2	0	2	1	3	0	8	1
10:15	0	0	7	0	3	2	1	1	2	0	13	3
10:30	3	0	2	0	6	0	1	0	2	2	14	2
10:45	5	1	5	0	2	0	5	3	4	1	21	5
11:00	2	0	3	0	1	1	4	1	1	0	11	2
11:15	0	0	0	0	2	0	3	1	1	0	6	1
11:30	3	0	1	0	3	0	6	0	2	0	15	0
11:45	1	1	2	1	0	0	4	0	2	1	9	3
Totals	195	95	192	128	188	97	189	136	179	127	943	588
Day Total	290		320		285		325		306		1531	
AM Pct	67.2%		60.0%		66.0%		58.2%					

Peak Hour
 Peak Volume
 P.H.F

AECOM

7:00-8:00 AM	25	26	30	21	27	26
7:15-8:15 AM	23	25	20	16	23	21
7:30-8:30 AM	23	23	18	12	18	19
7:45-8:45 AM	20	21	19	12	14	17
8:00-9:00 AM	17	15	14	10	7	13

4:00-5:00 PM	14	22	10	16	16	16
4:15-5:15 PM	16	20	10	11	18	15
4:30-5:30 PM	15	23	12	14	17	16
4:45-5:45 PM	10	23	14	14	17	16
5:00-6:00 PM	10	24	13	14	14	15

Client: AECOM
 File Number:
 Route: L-3b
 Location:

Site Ref: L-3b
 Direction: OUT

Count Date	4/18/2022		4/19/2022		4/20/2022		4/21/2022		4/22/2022			
Count Time	AM	PM	AM	PM	AM	PM	AM	PM	AM	PM	AM	PM
0:00	2	3	3	2	0	2	3	1	1	2	9	10
0:15	0	3	0	3	0	1	0	7	0	6	0	20
0:30	2	6	1	1	0	5	3	3	0	5	6	20
0:45	0	1	0	4	0	1	0	7	0	5	0	18
1:00	0	5	0	5	2	7	0	8	1	7	3	32
1:15	0	4	0	7	0	4	0	0	0	5	0	20
1:30	1	10	1	8	2	13	0	13	0	14	4	58
1:45	0	5	0	7	2	10	0	7	1	11	3	40
2:00	0	5	0	2	0	4	1	2	3	5	4	18
2:15	0	7	3	8	1	10	3	5	1	3	8	33
2:30	1	7	0	3	1	8	1	2	2	8	5	28
2:45	0	1	0	5	0	7	0	4	0	3	0	20
3:00	0	6	0	8	0	1	0	4	0	11	0	30
3:15	0	15	0	10	0	11	0	14	0	10	0	60
3:30	0	5	0	6	0	2	1	7	1	7	2	27
3:45	2	3	0	5	1	2	0	6	1	2	4	18
4:00	0	3	0	6	1	8	0	6	1	7	2	30
4:15	0	5	0	4	0	4	0	5	1	7	1	25
4:30	1	12	0	8	1	8	1	10	2	5	5	43
4:45	2	12	0	6	0	5	0	7	1	4	3	34
5:00	0	6	0	6	0	5	0	5	0	13	0	35
5:15	2	5	0	13	0	9	0	2	1	10	3	39
5:30	0	8	0	6	0	8	0	6	0	3	0	31
5:45	1	6	2	5	0	4	3	5	2	11	8	31
6:00	0	3	1	6	0	6	0	12	2	10	3	37
6:15	1	5	2	5	0	6	0	5	2	2	5	23
6:30	3	7	2	9	2	5	4	9	1	7	12	37
6:45	3	3	1	4	2	7	0	8	0	6	6	28
7:00	1	2	6	6	10	2	2	7	6	1	25	18
7:15	5	5	3	9	3	7	6	13	2	5	19	39
7:30	4	30	12	35	7	23	5	22	6	16	34	126
7:45	5	7	8	14	5	18	5	10	6	17	29	66
8:00	10	4	6	5	4	5	4	6	8	10	32	30
8:15	5	3	2	3	7	2	4	3	1	8	19	19
8:30	7	2	6	1	5	0	1	4	4	2	23	9
8:45	1	0	3	3	0	2	3	4	0	3	7	12
9:00	7	3	2	1	1	2	1	3	1	5	12	14
9:15	4	3	1	3	2	1	3	1	3	5	13	13
9:30	3	3	1	1	5	2	5	5	4	2	18	13
9:45	3	2	1	1	5	1	2	2	4	2	15	8
10:00	5	3	1	3	2	2	4	3	5	3	17	14
10:15	6	1	10	4	6	1	1	3	4	2	27	11
10:30	4	0	2	0	9	0	1	0	1	1	17	1
10:45	3	1	8	1	2	1	4	1	2	2	19	6
11:00	3	4	0	4	2	2	2	8	2	4	9	22
11:15	2	2	0	2	4	3	2	1	4	1	12	9
11:30	3	1	2	1	5	1	4	1	1	4	15	8
11:45	6	0	0	1	2	1	4	0	2	0	14	2
Totals	108	237	90	260	101	239	83	267	90	279	472	1285
Day Total	345		350		340		350		369		1757	
AM Pct	31.3%		25.7%		29.7%		23.7%					

Peak Hour
 Peak Volume
 P.H.F

AECOM

7:00-8:00 AM	15	29	25	18	20	21
7:15-8:15 AM	24	29	19	20	22	23
7:30-8:30 AM	24	28	23	18	21	23
7:45-8:45 AM	27	22	21	14	19	21
8:00-9:00 AM	23	17	16	12	13	16

4:00-5:00 PM	32	24	25	28	23	26
4:15-5:15 PM	35	24	22	27	29	27
4:30-5:30 PM	35	33	27	24	32	30
4:45-5:45 PM	31	31	27	20	30	28
5:00-6:00 PM	25	30	26	18	37	27

Client: AECOM
 File Number:
 Route: L-9a
 Location:

Site Ref: L-9a
 Direction: IN

Count Date Count Time	4/20/2022		4/21/2022		4/22/2022					
	AM	PM	AM	PM	AM	PM	AM	PM	AM	PM
0:00	0	2	0	0	0	0	0	0	0	2
0:15	0	0	0	0	0	0	0	0	0	0
0:30	0	1	0	0	0	0	0	0	0	1
0:45	0	1	0	0	0	0	0	0	0	1
1:00	0	0	0	0	0	0	0	0	0	0
1:15	0	0	0	0	0	0	0	0	0	0
1:30	0	1	0	0	0	0	0	0	0	1
1:45	0	0	1	0	0	0	1	0	0	0
2:00	0	1	0	0	0	0	0	0	0	1
2:15	0	0	0	0	0	0	0	0	0	0
2:30	0	1	0	0	0	0	0	0	0	1
2:45	0	0	0	0	0	0	0	0	0	0
3:00	0	2	0	0	0	0	0	0	0	2
3:15	0	0	0	0	0	0	0	0	0	0
3:30	0	0	0	0	0	0	0	0	0	0
3:45	0	1	0	0	0	0	0	0	0	1
4:00	0	0	1	0	0	0	1	0	0	0
4:15	0	0	0	0	0	0	0	0	0	0
4:30	0	0	0	0	0	0	0	0	0	0
4:45	0	1	0	0	0	0	0	0	0	1
5:00	0	0	0	0	0	0	0	0	0	0
5:15	0	0	0	0	0	0	0	0	0	0
5:30	0	0	0	0	0	0	0	0	0	0
5:45	0	1	0	0	0	0	0	0	0	1
6:00	1	0	1	0	1	0	3	0	0	0
6:15	0	0	0	0	0	0	0	0	0	0
6:30	1	0	0	0	0	0	1	0	0	0
6:45	1	0	0	0	0	0	1	0	0	0
7:00	1	0	2	0	0	0	3	0	0	0
7:15	2	0	1	0	0	0	3	0	0	0
7:30	0	0	0	0	0	0	0	0	0	0
7:45	2	0	1	0	0	0	3	0	0	0
8:00	0	0	0	0	0	0	0	0	0	0
8:15	0	1	0	0	0	0	0	0	0	1
8:30	1	1	1	0	0	0	2	1	0	1
8:45	2	1	0	0	0	0	2	1	0	1
9:00	0	2	0	0	0	0	0	0	0	2
9:15	0	0	0	0	1	0	1	0	0	0
9:30	0	1	0	0	0	0	0	0	0	1
9:45	2	0	0	0	0	0	2	0	0	0
10:00	2	1	2	0	0	0	4	1	0	0
10:15	4	0	0	0	0	0	4	0	0	0
10:30	2	0	0	0	0	0	2	0	0	0
10:45	1	0	0	0	0	0	1	0	0	0
11:00	0	0	0	0	0	0	0	0	0	0
11:15	0	0	1	0	0	0	1	0	0	0
11:30	0	0	0	0	0	0	0	0	0	0
11:45	0	1	0	0	0	0	0	0	0	1
Totals			22	20	11	0	2	0	35	20
Day Total			42		11		2		55	
AM Pct	100.0%		52.4%		100.0%		100.0%			

Peak Hour
 Peak Volume
 P.H.F

AECOM

7:00-8:00 AM	0	0	5	4	0	2
7:15-8:15 AM	0	0	4	2	0	1
7:30-8:30 AM	0	0	2	1	0	1
7:45-8:45 AM	0	0	3	2	0	1
8:00-9:00 AM	0	0	3	1	0	1

4:00-5:00 PM	0	0	1	0	0	0
4:15-5:15 PM	0	0	1	0	0	0
4:30-5:30 PM	0	0	1	0	0	0
4:45-5:45 PM	0	0	1	0	0	0
5:00-6:00 PM	0	0	1	0	0	0

Client: AECOM
 File Number:
 Route: L-9a
 Location:

Site Ref: L-9a
 Direction: OUT

Count Date Count Time	4/20/2022		4/21/2022		4/22/2022					
	AM	PM	AM	PM	AM	PM	AM	PM	AM	PM
0:00	0	1	0	0	0	0	0	0	0	1
0:15	0	1	0	0	0	1	0	1	0	2
0:30	0	0	0	0	0	1	0	1	0	1
0:45	0	0	0	2	0	0	0	0	0	2
1:00	0	0	1	0	0	0	0	1	0	0
1:15	0	1	0	0	0	0	0	0	0	1
1:30	0	0	0	0	0	0	0	0	0	0
1:45	0	2	1	0	0	0	1	1	0	2
2:00	0	3	0	1	0	1	0	1	0	5
2:15	0	1	0	0	0	1	0	1	0	2
2:30	0	1	0	0	0	0	0	0	0	1
2:45	0	1	0	0	0	0	0	0	0	1
3:00	0	0	0	0	0	0	0	0	0	0
3:15	0	0	0	0	0	0	0	0	0	0
3:30	0	0	0	0	0	0	0	0	0	0
3:45	0	0	0	0	0	0	0	0	0	0
4:00	0	0	0	0	0	0	0	0	0	0
4:15	0	0	0	0	0	0	0	0	0	0
4:30	0	1	0	0	0	0	0	0	0	1
4:45	0	0	0	0	1	1	1	1	1	1
5:00	1	0	0	0	0	0	0	1	0	0
5:15	0	3	1	0	0	2	1	1	5	0
5:30	0	1	0	1	0	0	0	0	0	2
5:45	1	0	2	0	0	0	3	0	0	0
6:00	1	0	1	0	1	0	3	0	0	0
6:15	1	1	0	0	0	0	1	1	0	0
6:30	0	0	0	0	0	0	0	0	0	0
6:45	0	0	0	0	0	0	0	0	0	0
7:00	0	0	0	0	0	0	0	0	0	0
7:15	0	0	1	0	1	0	2	0	0	0
7:30	1	0	0	1	0	0	1	1	0	0
7:45	0	0	2	0	0	0	2	0	0	0
8:00	2	0	0	0	0	0	2	0	0	0
8:15	0	0	0	0	0	0	0	0	0	0
8:30	1	0	2	0	0	0	3	0	0	0
8:45	2	1	1	0	1	0	4	1	0	0
9:00	1	0	2	0	0	0	3	0	0	0
9:15	0	0	0	0	0	0	0	0	0	0
9:30	4	0	0	1	0	0	4	1	0	0
9:45	0	1	0	0	0	0	0	0	0	1
10:00	2	1	0	0	1	0	3	1	0	0
10:15	0	0	0	0	0	0	0	0	0	0
10:30	3	1	1	0	0	0	4	1	0	0
10:45	0	0	0	1	1	0	1	1	0	0
11:00	0	0	1	0	0	0	1	0	0	0
11:15	0	0	0	0	0	0	0	0	0	0
11:30	1	0	0	0	1	0	2	0	0	0
11:45	0	0	1	0	1	0	2	0	0	0
Totals			21	21	17	7	8	6	46	35
Day Total			42		24		14		81	
AM Pct	57.1%		50.0%		70.8%		57.1%			

Peak Hour
 Peak Volume
 P.H.F

AECOM

7:00-8:00 AM	0	0	1	3	1	1
7:15-8:15 AM	0	0	3	3	1	1
7:30-8:30 AM	0	0	3	2	0	1
7:45-8:45 AM	0	0	3	4	0	1
8:00-9:00 AM	0	0	5	3	1	2

4:00-5:00 PM	0	0	1	0	1	0
4:15-5:15 PM	0	0	1	0	1	0
4:30-5:30 PM	0	0	4	0	3	1
4:45-5:45 PM	0	0	4	1	3	2
5:00-6:00 PM	0	0	4	1	2	1

Client: AECOM
 File Number:
 Route: PS-1a
 Location:

Site Ref: PS-1a
 Direction: IN

Count Date	4/18/2022		4/19/2022		4/20/2022		4/21/2022		4/22/2022			
Count Time	AM	PM	AM	PM	AM	PM	AM	PM	AM	PM	AM	PM
0:00	0	4	0	7	0	3	0	4	1	4	1	22
0:15	0	6	0	2	0	4	1	7	0	9	1	28
0:30	0	2	0	7	0	7	0	5	1	5	1	26
0:45	0	7	0	14	1	5	0	5	1	3	2	34
1:00	0	9	0	6	0	8	0	10	0	5	0	38
1:15	0	7	1	3	1	6	0	4	0	5	2	25
1:30	3	4	0	5	0	3	0	5	0	8	3	25
1:45	2	7	1	4	1	12	0	5	1	4	5	32
2:00	0	10	1	8	0	5	0	8	0	8	1	39
2:15	0	5	0	9	0	4	0	5	0	6	0	29
2:30	2	6	1	4	1	8	1	12	1	9	6	39
2:45	0	6	0	7	0	6	0	7	0	11	0	37
3:00	0	2	0	2	0	4	1	5	0	5	1	18
3:15	1	1	2	2	2	2	2	4	0	2	7	11
3:30	1	5	0	5	1	7	2	3	2	7	6	27
3:45	3	4	2	5	3	9	4	8	3	5	15	31
4:00	2	9	0	9	3	10	2	6	3	8	10	42
4:15	2	7	4	9	4	12	6	8	5	5	21	41
4:30	4	0	8	2	7	6	4	5	2	5	25	18
4:45	10	1	9	2	9	5	7	1	7	8	42	17
5:00	9	4	5	7	7	6	8	5	6	6	35	28
5:15	0	1	4	6	5	2	2	2	6	1	17	12
5:30	8	2	13	2	10	8	8	4	7	5	46	21
5:45	15	4	12	3	9	10	13	1	17	12	66	30
6:00	26	2	17	2	21	8	11	10	20	5	95	27
6:15	23	9	28	8	19	11	28	15	24	4	122	47
6:30	24	6	28	7	32	5	23	6	32	9	139	33
6:45	20	2	27	3	22	4	21	4	16	2	106	15
7:00	11	3	20	4	11	5	17	8	21	5	80	25
7:15	16	1	13	3	12	4	9	3	8	5	58	16
7:30	14	1	15	2	11	4	18	1	10	3	68	11
7:45	8	1	14	0	14	0	9	1	12	2	57	4
8:00	15	0	8	1	13	1	12	3	21	2	69	7
8:15	9	3	6	1	13	1	16	5	13	3	57	13
8:30	10	2	16	5	15	2	10	5	11	3	62	17
8:45	10	2	4	2	14	2	14	2	14	1	56	9
9:00	7	1	15	2	9	1	14	1	3	3	48	8
9:15	12	1	9	3	12	2	14	1	7	1	54	8
9:30	8	4	14	2	11	1	8	3	9	0	50	10
9:45	5	4	8	6	11	4	10	4	8	2	42	20
10:00	6	8	8	13	13	9	4	6	9	2	40	38
10:15	4	8	6	6	2	8	6	11	12	8	30	41
10:30	5	3	5	2	8	0	5	2	5	0	28	7
10:45	3	3	6	3	7	3	7	2	3	0	26	11
11:00	5	0	7	1	4	0	8	2	6	0	30	3
11:15	3	1	1	1	9	1	3	0	5	1	21	4
11:30	5	3	10	1	5	1	6	1	2	1	28	7
11:45	9	0	4	0	6	0	5	0	7	2	31	2
Totals	320	181	352	208	358	229	339	225	341	208	1710	1053
Day Total	501		560		587		564		549		2763	
AM Pct	63.9%		62.9%		61.0%		60.1%					

Peak Hour
 Peak Volume
 P.H.F

AECOM

7:00-8:00 AM	49	62	48	53	51	53
7:15-8:15 AM	53	50	50	48	51	50
7:30-8:30 AM	46	43	51	55	56	50
7:45-8:45 AM	42	44	55	47	57	49
8:00-9:00 AM	44	34	55	52	59	49

4:00-5:00 PM	17	22	33	20	26	24
4:15-5:15 PM	12	20	29	19	24	21
4:30-5:30 PM	6	17	19	13	20	15
4:45-5:45 PM	8	17	21	12	20	16
5:00-6:00 PM	11	18	26	12	24	18

Client: AECOM
 File Number:
 Route: PS-1a
 Location:

Site Ref: PS-1a
 Direction: OUT

Count Date	4/18/2022		4/19/2022		4/20/2022		4/21/2022		4/22/2022		AM	PM
Count Time	AM	PM	AM	PM	AM	PM	AM	PM	AM	PM	AM	PM
0:00	2	6	0	4	1	6	2	9	6	7	11	32
0:15	4	8	2	7	1	5	1	6	1	10	9	36
0:30	4	6	1	6	1	9	3	11	3	5	12	37
0:45	1	4	3	6	2	7	3	10	1	6	10	33
1:00	1	9	9	8	11	9	9	9	9	9	39	44
1:15	0	5	5	10	4	11	8	7	2	6	19	39
1:30	0	8	0	9	4	5	3	12	3	17	10	51
1:45	2	7	2	8	3	10	0	11	3	11	10	47
2:00	2	7	1	11	0	6	2	11	5	9	10	44
2:15	0	7	0	9	0	10	1	4	0	15	1	45
2:30	1	9	1	8	1	6	0	13	0	9	3	45
2:45	0	7	1	5	3	9	0	9	1	6	5	36
3:00	1	8	0	12	0	8	1	13	2	12	4	53
3:15	0	14	0	18	0	9	0	14	0	12	0	67
3:30	1	14	1	14	0	23	0	17	1	24	3	92
3:45	3	10	1	14	0	14	1	9	0	19	5	66
4:00	2	18	0	13	0	14	0	22	0	11	2	78
4:15	0	12	2	11	1	18	3	14	3	14	9	69
4:30	5	8	3	16	9	14	6	12	6	13	29	63
4:45	7	19	8	16	5	11	4	17	1	13	25	76
5:00	2	18	1	14	3	27	0	17	1	13	7	89
5:15	0	15	2	17	1	17	0	13	1	18	4	80
5:30	1	17	5	31	3	16	1	17	0	10	10	91
5:45	5	9	5	12	4	16	6	16	6	16	26	69
6:00	8	12	7	10	7	12	9	20	12	18	43	72
6:15	11	14	9	20	5	15	6	17	4	11	35	77
6:30	7	16	9	17	15	15	9	15	10	15	50	78
6:45	13	11	16	9	18	10	12	11	8	8	67	49
7:00	23	7	18	13	19	10	17	14	18	9	95	53
7:15	12	15	19	9	12	18	12	6	14	8	69	56
7:30	18	10	17	12	21	11	18	13	21	13	95	59
7:45	7	8	4	13	16	11	12	10	14	5	53	47
8:00	11	4	2	9	4	9	5	3	12	12	34	37
8:15	2	4	1	3	5	10	5	4	1	5	14	26
8:30	3	4	10	4	8	7	1	6	1	3	23	24
8:45	9	6	2	4	7	7	2	2	2	6	22	25
9:00	3	1	4	3	8	3	3	3	1	3	19	13
9:15	4	2	4	1	5	5	5	7	3	5	21	20
9:30	1	4	5	3	7	9	6	5	6	7	25	28
9:45	7	2	2	8	6	2	7	3	3	1	25	16
10:00	4	5	2	2	5	10	1	3	4	7	16	27
10:15	4	3	4	2	5	0	4	4	2	9	19	18
10:30	9	4	6	6	7	5	4	2	4	4	30	21
10:45	0	2	4	5	6	3	4	4	4	2	18	16
11:00	4	7	6	6	3	6	5	5	6	10	24	34
11:15	6	9	8	3	6	2	6	6	6	6	32	26
11:30	6	8	5	5	4	4	6	7	5	7	26	31
11:45	5	3	5	3	7	2	0	2	8	5	25	15
Totals	221	406	222	449	263	466	213	465	224	464	1143	2250
Day Total	627		671		729		678		688		3393	
AM Pct	35.2%		33.1%		36.1%		31.4%					

Peak Hour
 Peak Volume
 P.H.F

AECOM

7:00-8:00 AM	60	58	68	59	67	62
7:15-8:15 AM	48	42	53	47	61	50
7:30-8:30 AM	38	24	46	40	48	39
7:45-8:45 AM	23	17	33	23	28	25
8:00-9:00 AM	25	15	24	13	16	19

4:00-5:00 PM	57	56	57	65	51	57
4:15-5:15 PM	57	57	70	60	53	59
4:30-5:30 PM	60	63	69	59	57	62
4:45-5:45 PM	69	78	71	64	54	67
5:00-6:00 PM	59	74	76	63	57	66

Client: AECOM
 File Number:
 Route: PS-1b
 Location:

Site Ref: PS-1b
 Direction: IN

Count Date	4/18/2022		4/19/2022		4/20/2022		4/21/2022		4/22/2022			
Count Time	AM	PM	AM	PM	AM	PM	AM	PM	AM	PM	AM	PM
0:00	0	10	0	4	0	4	0	5	0	6	0	29
0:15	0	9	1	8	0	4	0	6	1	8	2	35
0:30	0	5	0	10	0	9	0	8	0	5	0	37
0:45	0	5	0	10	0	11	0	9	1	3	1	38
1:00	0	8	0	14	0	8	0	11	0	7	0	48
1:15	0	8	0	12	1	6	0	9	0	6	1	41
1:30	1	4	0	9	1	12	0	8	0	4	2	37
1:45	0	4	0	4	4	5	1	6	0	8	5	27
2:00	0	7	0	15	0	8	1	6	0	12	1	48
2:15	0	9	1	8	0	11	2	6	0	7	3	41
2:30	0	8	0	10	0	9	0	8	0	5	0	40
2:45	0	3	0	5	1	6	0	9	0	6	1	29
3:00	0	3	0	6	0	6	0	3	0	3	0	21
3:15	2	7	0	6	0	5	0	3	0	4	2	25
3:30	0	3	0	7	0	13	0	7	0	2	0	32
3:45	1	8	1	9	2	10	0	7	0	4	4	38
4:00	0	2	1	5	1	5	1	7	2	2	5	21
4:15	2	3	2	2	2	6	2	3	1	7	9	21
4:30	0	3	3	5	1	13	3	5	1	2	8	28
4:45	3	2	0	3	0	4	3	3	2	4	8	16
5:00	2	2	3	10	2	5	5	5	5	3	17	25
5:15	7	6	3	7	3	11	4	4	3	2	20	30
5:30	5	9	3	6	6	6	8	1	5	2	27	24
5:45	9	5	10	7	7	4	7	4	10	5	43	25
6:00	11	6	10	7	19	9	15	7	10	7	65	36
6:15	18	15	18	12	15	9	19	15	21	12	91	63
6:30	28	12	40	9	23	15	23	8	22	8	136	52
6:45	14	5	17	4	23	3	22	4	24	3	100	19
7:00	18	4	13	5	10	1	20	2	13	6	74	18
7:15	18	4	17	3	9	6	8	3	18	4	70	20
7:30	16	1	16	2	18	1	15	2	14	7	79	13
7:45	20	3	12	7	16	2	14	6	7	4	69	22
8:00	14	3	8	2	15	0	9	1	15	3	61	9
8:15	15	1	16	4	13	0	11	0	11	3	66	8
8:30	9	0	14	0	8	3	13	2	10	1	54	6
8:45	10	0	17	2	9	2	13	2	9	2	58	8
9:00	9	2	10	0	6	0	15	2	10	2	50	6
9:15	6	0	10	3	8	4	9	1	4	0	37	8
9:30	12	1	11	1	11	0	6	3	10	0	50	5
9:45	10	1	14	1	10	1	11	4	11	1	56	8
10:00	7	2	14	2	9	1	6	4	7	2	43	11
10:15	11	1	11	3	8	3	8	2	7	6	45	15
10:30	8	5	8	5	5	4	12	4	6	2	39	20
10:45	4	0	9	1	16	0	5	0	5	1	39	2
11:00	7	0	7	0	12	0	18	1	4	3	48	4
11:15	5	0	10	0	10	1	10	0	9	0	44	1
11:30	8	0	8	0	7	0	12	0	8	0	43	0
11:45	10	0	8	0	10	0	4	0	5	0	37	0
Totals	320	199	346	255	321	246	335	216	291	195	1613	1110
Day Total	519		601		567		551		486		2723	
AM Pct	61.7%		57.6%		56.6%		60.8%					

Peak Hour
 Peak Volume
 P.H.F

AECOM

7:00-8:00 AM	72	58	53	57	52	58
7:15-8:15 AM	68	53	58	46	54	56
7:30-8:30 AM	65	52	62	49	47	55
7:45-8:45 AM	58	50	52	47	43	50
8:00-9:00 AM	48	55	45	46	45	48

4:00-5:00 PM	10	15	28	18	15	17
4:15-5:15 PM	10	20	28	16	16	18
4:30-5:30 PM	13	25	33	17	11	20
4:45-5:45 PM	19	26	26	13	11	19
5:00-6:00 PM	22	30	26	14	12	21

Client: AECOM
 File Number:
 Route: PS-1b
 Location:

Site Ref: PS-1b
 Direction: OUT

Count Date	4/18/2022		4/19/2022		4/20/2022		4/21/2022		4/22/2022		AM	PM
Count Time	AM	PM	AM	PM	AM	PM	AM	PM	AM	PM	AM	PM
0:00	2	5	1	13	5	8	4	6	4	6	16	38
0:15	1	2	0	1	0	7	2	5	2	3	5	18
0:30	2	7	0	6	1	4	2	7	2	5	7	29
0:45	1	3	1	5	3	8	1	7	2	5	8	28
1:00	0	1	3	9	1	7	2	10	0	5	6	32
1:15	0	8	2	10	1	7	1	7	2	10	6	42
1:30	0	9	0	4	2	8	0	6	2	4	4	31
1:45	0	8	1	5	1	4	1	3	0	7	3	27
2:00	1	11	0	11	1	9	0	4	0	6	2	41
2:15	0	7	1	14	0	8	0	8	0	5	1	42
2:30	0	8	1	14	0	14	0	9	1	4	2	49
2:45	0	6	0	9	0	4	0	8	0	8	0	35
3:00	0	6	0	16	0	16	0	10	0	7	0	55
3:15	0	9	0	8	0	8	2	11	1	14	3	50
3:30	0	17	0	16	0	12	0	21	0	6	0	72
3:45	0	10	0	9	0	13	0	12	0	10	0	54
4:00	0	14	0	15	2	17	2	21	1	10	5	77
4:15	0	14	0	12	4	18	0	13	0	10	4	67
4:30	1	13	2	14	0	10	0	10	1	13	4	60
4:45	0	7	0	18	0	7	0	19	1	9	1	60
5:00	0	11	0	8	1	11	0	10	1	21	2	61
5:15	0	14	0	20	0	14	0	17	1	21	1	86
5:30	1	25	4	8	3	14	2	18	2	7	12	72
5:45	1	8	0	9	0	13	0	12	0	16	1	58
6:00	4	19	2	12	0	14	2	12	3	14	11	71
6:15	1	14	4	14	1	17	4	10	3	12	13	67
6:30	4	7	3	16	1	2	1	7	1	12	10	44
6:45	4	8	1	18	2	14	3	13	4	5	14	58
7:00	6	7	6	11	7	8	6	7	7	11	32	44
7:15	15	8	15	12	13	15	19	12	5	10	67	57
7:30	10	14	10	14	9	5	11	7	8	12	48	52
7:45	2	6	5	4	3	11	6	3	7	5	23	29
8:00	2	5	1	7	8	13	3	9	4	6	18	40
8:15	2	8	2	6	3	5	2	7	2	4	11	30
8:30	1	4	2	5	4	9	3	6	5	2	15	26
8:45	4	5	3	5	3	8	1	2	0	6	11	26
9:00	3	2	3	2	2	3	2	3	3	3	13	13
9:15	0	1	8	6	1	2	4	5	1	3	14	17
9:30	2	3	2	6	1	2	3	4	4	1	12	16
9:45	3	2	6	6	4	6	3	3	1	0	17	17
10:00	2	0	7	4	4	5	5	3	2	4	20	16
10:15	3	2	6	1	5	1	3	2	5	4	22	10
10:30	5	2	5	1	6	1	1	2	6	4	23	10
10:45	4	2	3	2	4	3	9	3	2	1	22	11
11:00	5	1	6	1	1	3	3	3	1	0	16	8
11:15	8	4	6	2	9	4	11	2	3	5	37	17
11:30	4	4	4	7	8	5	4	6	9	5	29	27
11:45	5	2	4	1	8	3	9	2	6	1	32	9
Totals	109	353	130	417	132	400	137	387	115	340	623	1899
Day Total	462		547		532		524		455		2522	
AM Pct	23.6%		23.8%		24.8%		26.1%					

Peak Hour
 Peak Volume
 P.H.F

AECOM

7:00-8:00 AM	33	36	32	42	27	34
7:15-8:15 AM	29	31	33	39	24	31
7:30-8:30 AM	16	18	23	22	21	20
7:45-8:45 AM	7	10	18	14	18	13
8:00-9:00 AM	9	8	18	9	11	11

4:00-5:00 PM	48	59	52	63	42	53
4:15-5:15 PM	45	52	46	52	53	50
4:30-5:30 PM	45	60	42	56	64	53
4:45-5:45 PM	57	54	46	64	58	56
5:00-6:00 PM	58	45	52	57	65	55

Client: AECOM
 File Number:
 Route: PS-5a
 Location:

Site Ref: PS-5a
 Direction: IN

Count Date	4/18/2022		4/19/2022		4/20/2022		4/21/2022		4/22/2022		AM	PM
Count Time	AM	PM	AM	PM	AM	PM	AM	PM	AM	PM	AM	PM
0:00	1	5	0	5	0	6	0	6	0	4	1	26
0:15	0	7	0	3	0	5	0	3	0	3	0	21
0:30	2	3	0	3	0	6	0	4	0	5	2	21
0:45	0	9	0	3	0	5	0	1	0	4	0	22
1:00	0	2	0	4	0	6	0	4	0	3	0	19
1:15	0	1	0	3	0	4	0	4	0	2	0	14
1:30	0	4	0	1	0	2	0	3	0	3	0	13
1:45	0	1	0	3	1	2	0	3	0	1	1	10
2:00	1	0	0	2	0	3	0	0	0	3	1	8
2:15	0	4	0	3	0	2	0	4	0	3	0	16
2:30	1	4	0	1	0	6	0	3	0	3	1	17
2:45	1	1	1	0	0	1	0	0	0	1	2	3
3:00	0	0	0	0	0	2	0	0	0	2	0	4
3:15	0	1	0	0	1	3	1	3	1	0	3	7
3:30	2	2	2	4	4	1	3	1	2	1	13	9
3:45	2	2	3	1	1	1	1	3	1	2	8	9
4:00	0	0	0	1	0	2	2	0	0	2	2	5
4:15	2	1	2	5	0	4	2	1	0	1	6	12
4:30	3	1	4	5	4	0	4	1	5	0	20	7
4:45	4	1	2	0	3	3	2	0	2	2	13	6
5:00	5	1	2	1	10	2	3	1	1	2	21	7
5:15	4	0	4	1	5	1	4	0	3	3	20	5
5:30	10	1	10	1	11	0	9	1	4	1	44	4
5:45	20	2	19	1	19	0	13	0	14	0	85	3
6:00	27	2	52	1	45	1	35	2	35	1	194	7
6:15	43	1	64	3	57	2	68	2	73	2	305	10
6:30	45	0	56	1	53	0	53	0	40	0	247	1
6:45	47	0	39	0	41	0	34	0	30	0	191	0
7:00	31	0	43	0	33	0	36	1	31	0	174	1
7:15	45	0	49	0	40	0	39	1	42	2	215	3
7:30	40	0	36	0	35	0	44	0	28	1	183	1
7:45	36	0	41	1	37	1	51	0	36	0	201	2
8:00	40	0	38	1	31	3	34	1	33	0	176	5
8:15	27	0	38	0	42	0	43	1	26	0	176	1
8:30	45	0	46	0	31	0	39	1	33	0	194	1
8:45	42	0	37	0	43	1	34	0	30	1	186	2
9:00	33	1	38	0	30	1	34	0	20	0	155	2
9:15	28	0	28	0	29	0	16	0	23	0	124	0
9:30	40	0	35	0	21	0	20	1	21	1	137	2
9:45	23	0	31	2	20	0	8	1	15	0	97	3
10:00	17	0	18	0	11	1	18	0	13	0	77	1
10:15	22	0	22	1	7	3	4	0	7	0	62	4
10:30	7	0	8	0	4	0	10	0	9	1	38	1
10:45	18	1	9	0	8	1	3	0	8	0	46	2
11:00	7	0	3	0	1	0	8	0	5	0	24	0
11:15	9	0	8	0	4	0	6	0	7	0	34	0
11:30	3	0	8	0	3	0	6	0	3	0	23	0
11:45	6	0	2	0	3	1	1	0	2	0	14	1
Totals	739	58	798	61	688	82	688	57	603	57	3516	318
Day Total	797		859		770		745		660		3834	
AM Pct	92.7%		92.9%		89.4%		92.3%					

Peak Hour
 Peak Volume
 P.H.F

AECOM

7:00-8:00 AM	152	169	145	170	137	155
7:15-8:15 AM	161	164	143	168	139	155
7:30-8:30 AM	143	153	145	172	123	147
7:45-8:45 AM	148	163	141	167	128	149
8:00-9:00 AM	154	159	147	150	122	146

4:00-5:00 PM	3	11	9	2	5	6
4:15-5:15 PM	4	11	9	3	5	6
4:30-5:30 PM	3	7	6	2	7	5
4:45-5:45 PM	3	3	6	2	8	4
5:00-6:00 PM	4	4	3	2	6	4

Client: AECOM
 File Number:
 Route: PS-5a
 Location:

Site Ref: PS-5a
 Direction: OUT

Count Date	4/18/2022		4/19/2022		4/20/2022		4/21/2022		4/22/2022		AM	PM
Count Time	AM	PM	AM	PM	AM	PM	AM	PM	AM	PM	AM	PM
0:00	0	6	1	8	4	8	1	5	1	6	7	33
0:15	0	9	1	7	2	5	1	9	1	9	5	39
0:30	1	4	0	6	0	10	0	3	1	5	2	28
0:45	1	5	0	6	1	9	1	5	1	5	4	30
1:00	0	2	0	5	0	1	1	10	0	5	1	23
1:15	0	7	0	6	1	3	0	3	0	5	1	24
1:30	0	3	0	6	0	5	0	7	0	4	0	25
1:45	0	6	1	9	0	7	2	5	0	6	3	33
2:00	0	3	0	10	0	4	0	2	0	5	0	24
2:15	0	5	0	8	0	3	0	5	0	7	0	28
2:30	0	11	1	8	0	8	0	10	0	6	1	43
2:45	0	5	0	7	0	18	0	11	1	13	1	54
3:00	0	13	0	13	0	12	0	8	0	7	0	53
3:15	0	15	0	9	0	14	0	18	1	11	1	67
3:30	1	29	0	32	0	14	1	24	0	22	2	121
3:45	0	20	1	20	0	26	0	16	1	23	2	105
4:00	0	20	0	25	0	22	1	33	0	19	1	119
4:15	0	27	0	27	0	32	0	27	0	21	0	134
4:30	0	27	0	24	0	15	1	29	0	35	1	130
4:45	1	35	0	35	0	15	0	21	1	28	2	134
5:00	0	37	0	30	1	47	0	40	0	30	1	184
5:15	1	40	1	37	1	30	0	42	0	38	3	187
5:30	2	37	0	23	2	30	0	26	2	25	6	141
5:45	3	25	2	34	1	28	1	37	1	22	8	146
6:00	3	35	1	19	2	26	1	39	0	20	7	139
6:15	0	16	1	22	4	28	2	18	1	14	8	98
6:30	0	11	2	15	2	11	2	13	3	17	9	67
6:45	4	12	2	11	3	15	2	11	0	13	11	62
7:00	2	18	1	13	3	12	1	13	1	18	8	74
7:15	3	23	0	22	1	19	1	23	1	28	6	115
7:30	1	21	1	34	0	27	3	29	3	27	8	138
7:45	2	15	0	17	2	16	1	17	3	20	8	85
8:00	0	15	1	13	1	10	0	11	4	10	6	59
8:15	0	7	0	4	0	6	2	12	1	7	3	36
8:30	2	7	1	6	3	3	1	3	1	7	8	26
8:45	2	3	0	4	0	1	3	0	2	4	7	12
9:00	2	2	19	4	2	5	3	3	1	4	27	18
9:15	4	1	25	0	10	2	5	4	1	4	45	11
9:30	14	2	23	3	20	4	12	2	2	4	71	15
9:45	25	4	18	4	5	2	10	4	1	0	59	14
10:00	12	2	14	1	6	0	8	2	0	4	40	9
10:15	12	3	17	3	11	3	9	2	2	0	51	11
10:30	13	0	19	1	7	1	6	0	0	2	45	4
10:45	7	3	9	0	11	1	6	1	6	1	39	6
11:00	15	2	3	1	4	0	7	1	7	0	36	4
11:15	7	0	5	0	8	0	4	2	5	1	29	3
11:30	6	1	8	2	7	2	13	1	5	3	39	9
11:45	13	1	8	1	6	2	8	1	2	0	37	5
Totals	159	595	186	595	131	562	120	608	63	566	659	2925
Day Total	754		781		693		728		629		3584	
AM Pct	21.1%		23.8%		18.9%		16.5%					

Peak Hour
 Peak Volume
 P.H.F

AECOM

7:00-8:00 AM	8	2	6	6	8	6
7:15-8:15 AM	6	2	4	5	11	6
7:30-8:30 AM	3	2	3	6	11	5
7:45-8:45 AM	4	2	6	4	9	5
8:00-9:00 AM	4	2	4	6	8	5

4:00-5:00 PM	109	111	84	110	103	103
4:15-5:15 PM	126	116	109	117	114	116
4:30-5:30 PM	139	126	107	132	131	127
4:45-5:45 PM	149	125	122	129	121	129
5:00-6:00 PM	139	124	135	145	115	132

Client: AECOM
 File Number:
 Route: PS-5b
 Location:

Site Ref: PS-5b
 Direction: IN

Count Date	4/18/2022		4/19/2022		4/20/2022		4/21/2022		4/22/2022			
Count Time	AM	PM	AM	PM	AM	PM	AM	PM	AM	PM	AM	PM
0:00	0	3	0	6	1	2	0	3	0	1	1	15
0:15	0	2	0	2	1	3	0	1	0	0	1	8
0:30	0	2	0	1	1	3	0	4	0	5	1	15
0:45	0	0	0	1	0	3	0	5	0	0	0	9
1:00	0	5	0	4	0	1	0	4	0	1	0	15
1:15	0	0	0	4	0	0	0	1	0	1	0	6
1:30	0	1	0	6	0	4	0	1	0	1	0	13
1:45	0	2	0	2	0	1	0	0	0	3	0	8
2:00	1	2	0	1	1	0	0	1	0	1	2	5
2:15	1	2	1	5	1	1	1	1	1	1	5	10
2:30	0	2	0	1	0	3	0	2	0	1	0	9
2:45	0	1	1	2	2	2	1	4	1	2	5	11
3:00	0	1	0	3	0	1	0	0	0	0	0	5
3:15	0	0	0	1	0	2	0	2	0	0	0	5
3:30	0	1	1	1	1	5	1	1	1	5	4	13
3:45	0	0	1	3	1	1	2	2	0	2	4	8
4:00	0	1	1	2	0	3	1	1	0	0	2	7
4:15	0	2	1	2	0	1	0	2	2	3	3	10
4:30	1	1	3	0	1	0	0	0	3	5	8	6
4:45	0	1	2	0	2	1	5	1	3	1	12	4
5:00	1	2	2	1	2	1	2	0	2	1	9	5
5:15	4	1	2	3	1	0	4	4	4	0	15	8
5:30	8	3	5	3	10	1	4	0	5	2	32	9
5:45	4	1	11	1	5	2	5	0	7	0	32	4
6:00	11	0	8	1	12	2	8	1	6	0	45	4
6:15	10	1	12	0	11	1	10	1	17	1	60	4
6:30	12	1	9	0	8	0	7	0	12	0	48	1
6:45	9	0	12	2	11	0	8	0	10	0	50	2
7:00	4	1	9	1	8	0	7	1	2	0	30	3
7:15	8	0	17	0	7	2	6	1	9	0	47	3
7:30	10	1	4	1	9	0	4	1	8	1	35	4
7:45	13	0	10	0	9	1	7	1	6	1	45	3
8:00	8	0	7	0	9	1	4	3	5	1	33	5
8:15	6	2	6	1	5	0	7	1	5	0	29	4
8:30	8	1	8	1	11	1	13	2	14	0	54	5
8:45	3	0	15	0	10	1	10	0	9	0	47	1
9:00	5	0	7	1	9	0	12	3	9	0	42	4
9:15	6	0	6	1	5	0	5	0	7	0	29	1
9:30	8	0	12	1	10	1	6	0	7	1	43	3
9:45	13	1	14	1	3	1	3	0	5	1	38	4
10:00	5	1	5	1	1	0	4	0	2	0	17	2
10:15	5	0	6	0	4	0	3	0	3	0	21	0
10:30	4	0	7	0	1	0	4	1	4	0	20	1
10:45	7	0	4	0	2	0	5	0	6	0	24	0
11:00	2	0	3	0	9	0	1	1	1	0	16	1
11:15	2	1	6	0	5	1	2	1	2	0	17	3
11:30	3	2	4	0	7	0	4	0	5	2	23	4
11:45	2	2	6	1	3	0	6	0	1	0	18	3
Totals	184	50	228	68	199	53	172	58	184	43	967	273
Day Total	234		296		252		230		227		1240	
AM Pct	78.6%		77.0%		79.0%		74.8%					

Peak Hour
 Peak Volume
 P.H.F

AECOM

7:00-8:00 AM	35	40	33	24	25	31
7:15-8:15 AM	39	38	34	21	28	32
7:30-8:30 AM	37	27	32	22	24	28
7:45-8:45 AM	35	31	34	31	30	32
8:00-9:00 AM	25	36	35	34	33	33

4:00-5:00 PM	5	4	5	4	9	5
4:15-5:15 PM	6	3	3	3	10	5
4:30-5:30 PM	5	4	2	5	7	5
4:45-5:45 PM	7	7	3	5	4	5
5:00-6:00 PM	7	8	4	4	3	5

Client: AECOM
 File Number:
 Route: PS-5b
 Location:

Site Ref: PS-5b
 Direction: OUT

Count Date	4/18/2022		4/19/2022		4/20/2022		4/21/2022		4/22/2022			
Count Time	AM	PM	AM	PM	AM	PM	AM	PM	AM	PM	AM	PM
0:00	0	1	4	2	0	1	0	1	0	2	4	7
0:15	0	0	0	2	0	3	0	2	0	2	0	9
0:30	0	1	0	0	0	0	0	0	0	5	0	6
0:45	0	1	0	1	0	5	1	3	0	0	1	10
1:00	1	2	0	2	0	0	0	1	0	0	1	5
1:15	0	2	0	1	0	1	0	3	0	3	0	10
1:30	0	1	0	0	0	2	0	0	0	3	0	6
1:45	0	1	0	3	0	1	0	3	0	2	0	10
2:00	0	0	0	1	0	4	0	1	0	2	0	8
2:15	0	1	0	1	0	1	0	2	1	1	1	6
2:30	0	1	0	2	0	5	0	4	0	2	0	14
2:45	1	1	1	3	0	0	0	3	0	5	2	12
3:00	0	5	0	2	0	6	0	4	0	6	0	23
3:15	0	4	0	2	0	4	0	6	0	4	0	20
3:30	0	6	0	6	1	3	0	8	0	8	1	31
3:45	0	4	0	6	0	3	0	12	0	4	0	29
4:00	0	0	0	3	0	5	0	2	0	1	0	11
4:15	0	6	0	4	0	3	0	2	0	4	0	19
4:30	0	5	0	5	0	5	0	8	1	1	1	24
4:45	0	5	1	5	0	1	0	3	0	3	1	17
5:00	0	9	0	3	1	7	0	8	0	5	1	32
5:15	1	4	0	4	0	3	0	3	0	5	1	19
5:30	0	4	0	2	2	3	1	3	1	2	4	14
5:45	1	4	3	7	2	14	3	4	3	4	12	33
6:00	4	1	2	6	2	6	1	3	1	3	10	19
6:15	1	1	1	3	1	4	1	1	2	4	6	13
6:30	1	7	1	9	1	4	1	3	0	8	4	31
6:45	0	0	1	6	0	3	1	2	1	2	3	13
7:00	0	5	0	9	0	8	0	6	1	3	1	31
7:15	0	5	3	4	0	8	0	6	1	2	4	25
7:30	3	7	0	7	1	4	2	6	0	11	6	35
7:45	3	5	1	4	1	0	1	3	1	5	7	17
8:00	0	2	0	4	0	5	0	4	0	1	0	16
8:15	0	1	0	3	3	1	1	3	0	2	4	10
8:30	1	1	0	0	2	1	2	4	1	1	6	7
8:45	1	1	0	0	2	2	1	0	3	2	7	5
9:00	2	1	0	3	1	3	0	2	4	1	7	10
9:15	0	1	4	0	4	0	3	1	0	2	11	4
9:30	1	0	4	1	5	1	6	2	0	0	16	4
9:45	3	0	6	0	1	2	2	0	1	0	13	2
10:00	4	0	3	0	0	0	1	0	1	1	9	1
10:15	4	1	2	1	2	1	1	1	0	2	9	6
10:30	2	0	1	0	3	0	6	1	1	0	13	1
10:45	2	0	0	0	4	1	2	0	1	0	9	1
11:00	3	0	3	0	1	0	0	0	0	0	7	0
11:15	0	0	1	0	0	1	2	0	1	0	4	1
11:30	5	2	3	0	2	2	3	3	1	3	14	10
11:45	1	0	2	1	1	0	3	0	1	0	8	1
Totals	45	109	47	128	43	137	45	137	28	123	208	638
Day Total	154		175		180		182		151		846	
AM Pct	29.2%		26.9%		23.9%		24.7%					

Peak Hour
 Peak Volume
 P.H.F

AECOM

7:00-8:00 AM	6	4	2	3	3	4
7:15-8:15 AM	6	4	2	3	2	3
7:30-8:30 AM	6	1	5	4	1	3
7:45-8:45 AM	4	1	6	4	2	3
8:00-9:00 AM	2	0	7	4	4	3

4:00-5:00 PM	16	17	14	15	9	14
4:15-5:15 PM	25	17	16	21	13	18
4:30-5:30 PM	23	17	16	22	14	18
4:45-5:45 PM	22	14	14	17	15	16
5:00-6:00 PM	21	16	27	18	16	20

Client: AECOM
 File Number:
 Route: ARB CC
 Location:

Site Ref: ARB CC
 Direction: IN

Count Date	4/25/2022		4/26/2022		4/27/2022		4/28/2022		4/29/2022			
Count Time	AM	PM	AM	PM	AM	PM	AM	PM	AM	PM	AM	PM
0:00	0	2	0	1	0	2	0	2	0	2	0	9
0:15	0	1	0	4	0	1	0	0	0	1	0	7
0:30	0	1	0	2	0	2	0	4	0	1	0	10
0:45	0	5	0	2	0	4	0	0	0	0	0	11
1:00	0	2	0	6	0	0	0	0	0	0	0	8
1:15	0	1	0	2	0	4	0	1	0	3	0	11
1:30	0	0	0	1	0	3	0	0	0	1	0	5
1:45	0	4	0	3	0	2	0	4	0	0	0	13
2:00	0	0	0	1	0	1	0	1	0	0	0	3
2:15	0	1	0	0	0	2	0	0	0	2	0	5
2:30	0	0	0	1	0	0	0	0	0	1	0	2
2:45	0	1	0	1	0	3	0	0	0	1	0	6
3:00	0	3	0	4	0	4	0	2	0	3	0	16
3:15	0	3	0	2	0	5	0	1	0	5	0	16
3:30	0	5	0	4	0	5	0	3	0	4	0	21
3:45	0	6	0	7	0	4	0	5	0	3	0	25
4:00	0	9	0	10	0	5	0	9	0	7	0	40
4:15	0	9	1	8	1	20	1	11	1	19	4	67
4:30	0	10	0	9	0	10	0	15	0	13	0	57
4:45	2	8	0	11	2	8	0	8	1	8	5	43
5:00	0	9	0	10	0	7	0	6	0	7	0	39
5:15	0	8	0	8	0	9	0	7	0	9	0	41
5:30	0	6	2	9	0	4	0	10	0	6	2	35
5:45	1	6	0	2	0	6	0	3	0	3	1	20
6:00	0	5	0	1	0	4	1	2	1	3	2	15
6:15	3	2	1	1	4	2	3	4	0	2	11	11
6:30	2	0	2	0	2	0	3	0	3	4	12	4
6:45	0	1	1	1	2	0	1	0	1	0	5	2
7:00	0	0	0	0	0	0	4	1	1	0	5	1
7:15	3	0	4	0	4	0	1	2	2	0	14	2
7:30	3	0	3	0	6	0	2	0	5	0	19	0
7:45	5	0	6	0	3	0	7	0	4	1	25	1
8:00	11	0	11	1	10	0	8	0	9	0	49	1
8:15	14	0	7	0	20	0	17	0	12	0	70	0
8:30	21	1	20	0	15	0	15	1	19	0	90	2
8:45	16	2	16	1	12	0	11	0	18	0	73	3
9:00	10	0	11	0	6	0	11	1	10	0	48	1
9:15	6	0	6	0	9	1	7	0	10	0	38	1
9:30	5	0	8	0	6	0	4	0	3	0	26	0
9:45	4	0	6	0	2	0	3	0	6	0	21	0
10:00	3	0	0	1	7	4	5	0	3	0	18	5
10:15	4	0	3	0	1	2	1	0	1	0	10	2
10:30	1	0	2	0	0	0	2	0	1	0	6	0
10:45	0	0	1	0	2	0	1	0	2	0	6	0
11:00	5	0	0	0	4	0	1	0	3	0	13	0
11:15	1	0	5	0	0	0	5	0	2	0	13	0
11:30	2	0	0	0	0	0	1	0	1	0	4	0
11:45	4	0	3	0	2	0	2	0	2	0	13	0
Totals	126	111	119	114	120	124	117	103	121	107	603	561
Day Total	237		233		244		220		228		1164	
AM Pct	53.2%		51.1%		49.2%		53.2%					

Peak Hour
 Peak Volume
 P.H.F

AECOM

7:00-8:00 AM	11	13	13	14	12	13
7:15-8:15 AM	22	24	23	18	20	21
7:30-8:30 AM	33	27	39	34	30	33
7:45-8:45 AM	51	44	48	47	44	47
8:00-9:00 AM	62	54	57	51	58	56

4:00-5:00 PM	36	38	43	43	47	41
4:15-5:15 PM	36	38	45	40	47	41
4:30-5:30 PM	35	38	34	36	37	36
4:45-5:45 PM	31	38	28	31	30	32
5:00-6:00 PM	29	29	26	26	25	27

Client: AECOM
 File Number:
 Route: ARB CC
 Location:

Site Ref: ARB CC
 Direction: OUT

Count Date	4/25/2022		4/26/2022		4/27/2022		4/28/2022		4/29/2022			
Count Time	AM	PM	AM	PM	AM	PM	AM	PM	AM	PM	AM	PM
0:00	0	7	0	3	0	2	0	2	0	2	0	16
0:15	0	7	0	4	0	9	0	8	0	3	0	31
0:30	0	2	0	3	0	4	0	4	0	4	0	17
0:45	0	10	0	4	0	6	1	5	0	1	1	26
1:00	0	2	0	4	0	2	0	0	0	2	0	10
1:15	0	6	0	6	0	6	0	3	0	5	0	26
1:30	0	6	0	6	0	5	0	5	0	1	0	23
1:45	0	5	0	12	0	3	0	6	1	3	1	29
2:00	0	7	1	5	1	6	1	6	0	2	3	26
2:15	0	3	0	0	0	2	0	4	0	3	0	12
2:30	0	4	0	4	0	6	0	4	0	2	0	20
2:45	0	3	0	2	0	4	0	4	0	0	0	13
3:00	0	1	0	5	0	4	0	10	0	5	0	25
3:15	0	5	0	1	0	9	0	4	0	5	0	24
3:30	0	1	0	4	0	7	0	5	0	6	0	23
3:45	2	9	0	15	0	6	0	4	0	6	2	40
4:00	1	6	0	12	0	8	0	10	0	10	1	46
4:15	0	13	1	11	1	14	1	11	1	9	4	58
4:30	0	16	0	12	0	16	0	10	0	16	0	70
4:45	1	12	0	10	1	16	0	10	1	13	3	61
5:00	0	8	0	8	0	11	0	9	0	8	0	44
5:15	0	12	0	17	0	9	1	7	0	12	1	57
5:30	0	11	1	11	0	9	0	11	0	8	1	50
5:45	0	8	0	8	0	10	0	8	0	8	0	42
6:00	0	9	0	7	0	7	0	7	0	5	0	35
6:15	0	6	0	4	0	8	0	3	0	7	0	28
6:30	2	2	0	1	3	1	4	3	1	4	10	11
6:45	1	4	1	3	1	3	0	1	0	3	3	14
7:00	0	2	1	2	2	2	0	2	0	4	3	12
7:15	1	1	4	0	3	2	3	3	2	0	13	6
7:30	1	1	1	1	5	2	3	3	4	1	14	8
7:45	2	0	5	0	1	0	2	0	5	1	15	1
8:00	7	2	5	2	11	2	4	1	7	1	34	8
8:15	9	0	7	0	6	0	13	0	7	0	42	0
8:30	15	2	13	1	18	2	17	3	14	1	77	9
8:45	15	0	21	0	13	0	10	1	10	0	69	1
9:00	9	2	10	6	7	0	8	1	17	3	51	12
9:15	9	2	7	0	9	0	6	0	14	0	45	2
9:30	4	4	10	0	5	2	4	3	4	3	27	12
9:45	7	0	8	0	5	0	6	2	8	1	34	3
10:00	7	0	4	0	5	3	5	1	3	1	24	5
10:15	6	0	1	1	7	0	3	0	7	0	24	1
10:30	7	0	5	0	8	0	6	0	2	0	28	0
10:45	4	0	1	0	2	0	2	0	3	0	12	0
11:00	6	0	3	0	8	0	10	0	5	0	32	0
11:15	8	0	3	0	3	0	6	0	1	1	21	1
11:30	2	0	1	0	4	0	2	0	4	0	13	0
11:45	7	0	7	0	6	0	9	0	6	0	35	0
Totals	133	201	121	195	135	208	127	184	127	171	643	958
Day Total	334		316		343		311		298		1601	
AM Pct	39.8%		38.3%		39.4%		40.8%					

Peak Hour
 Peak Volume
 P.H.F

AECOM

7:00-8:00 AM	4	11	11	8	11	9
7:15-8:15 AM	11	15	20	12	18	15
7:30-8:30 AM	19	18	23	22	23	21
7:45-8:45 AM	33	30	36	36	33	34
8:00-9:00 AM	46	46	48	44	38	44

4:00-5:00 PM	47	45	54	41	48	47
4:15-5:15 PM	49	41	57	40	46	47
4:30-5:30 PM	48	47	52	36	49	46
4:45-5:45 PM	43	46	45	37	41	42
5:00-6:00 PM	39	44	39	35	36	39

Client: AECOM
 File Number:
 Route: L-17a
 Location:

Site Ref: L-17a
 Direction: IN

Count Date	4/25/2022		4/26/2022		4/27/2022		4/28/2022		4/29/2022			
Count Time	AM	PM	AM	PM	AM	PM	AM	PM	AM	PM	AM	PM
0:00	0	4	0	5	0	10	0	6	0	2	0	27
0:15	0	3	1	3	0	9	0	8	0	6	1	29
0:30	0	3	0	6	1	2	0	3	0	5	1	19
0:45	0	4	0	5	0	1	0	4	0	10	0	24
1:00	0	1	0	10	0	12	0	9	1	5	1	37
1:15	0	2	0	7	0	11	0	4	0	6	0	30
1:30	0	4	0	4	0	5	0	3	0	6	0	22
1:45	0	6	0	6	0	3	0	1	0	5	0	21
2:00	0	1	0	3	0	7	0	7	0	8	0	26
2:15	0	1	2	4	2	3	1	5	2	8	7	21
2:30	0	4	0	2	0	4	0	2	0	5	0	17
2:45	0	4	0	4	0	2	1	7	0	2	1	19
3:00	0	5	0	6	0	5	0	9	0	7	0	32
3:15	0	2	0	4	0	3	0	5	0	4	0	18
3:30	0	2	0	4	0	3	0	5	0	3	0	17
3:45	0	1	0	3	0	4	0	4	0	4	0	16
4:00	0	7	0	2	0	5	0	7	0	9	0	30
4:15	0	10	0	10	0	8	0	3	0	6	0	37
4:30	0	5	0	3	0	15	0	7	0	12	0	42
4:45	2	7	0	8	0	5	0	4	0	4	2	28
5:00	2	2	0	8	2	3	0	6	0	7	4	26
5:15	3	6	1	11	1	6	3	8	0	9	8	40
5:30	8	3	4	6	1	4	1	5	1	6	15	24
5:45	8	5	2	12	5	10	4	10	4	10	23	47
6:00	6	7	6	5	6	9	2	8	4	4	24	33
6:15	6	7	17	4	8	6	9	5	7	7	47	29
6:30	20	2	14	0	8	2	12	2	13	1	67	7
6:45	24	1	23	1	19	0	15	2	16	2	97	6
7:00	15	0	14	0	17	1	15	0	16	0	77	1
7:15	11	0	21	0	19	0	16	1	16	0	83	1
7:30	20	0	23	1	21	0	16	0	22	0	102	1
7:45	23	0	20	1	28	0	19	0	16	0	106	1
8:00	29	0	37	0	29	0	34	0	34	0	163	0
8:15	33	0	41	1	23	0	29	0	35	0	161	1
8:30	30	0	32	0	40	0	47	1	30	0	179	1
8:45	35	0	40	1	39	0	42	1	35	0	191	2
9:00	30	1	33	0	36	0	15	0	27	0	141	1
9:15	26	0	25	1	27	0	32	0	25	1	135	2
9:30	27	1	21	0	23	0	23	1	13	0	107	2
9:45	19	1	17	2	16	0	23	1	20	0	95	4
10:00	8	0	11	0	17	1	14	0	10	2	60	3
10:15	10	0	10	0	7	0	6	0	13	0	46	0
10:30	6	0	6	0	5	0	11	0	11	0	39	0
10:45	8	0	7	0	7	0	11	0	10	0	43	0
11:00	4	0	5	0	4	0	8	0	3	0	24	0
11:15	7	0	5	0	9	0	4	0	7	0	32	0
11:30	2	0	2	0	17	0	10	0	3	0	34	0
11:45	3	0	7	0	7	0	5	0	6	0	28	0
Totals	425	112	447	153	444	159	428	154	400	167	2144	744
Day Total	537		600		603		582		567		2888	
AM Pct	79.1%		74.5%		73.6%		73.5%					

Peak Hour
 Peak Volume
 P.H.F

AECOM

7:00-8:00 AM	69	78	85	66	70	74
7:15-8:15 AM	83	101	97	85	88	91
7:30-8:30 AM	105	121	101	98	107	106
7:45-8:45 AM	115	130	120	129	115	122
8:00-9:00 AM	127	150	131	152	134	139

4:00-5:00 PM	29	23	33	21	31	27
4:15-5:15 PM	24	29	31	20	29	27
4:30-5:30 PM	20	30	29	25	32	27
4:45-5:45 PM	18	33	18	23	26	24
5:00-6:00 PM	16	37	23	29	32	27

Client: AECOM
 File Number:
 Route: L-17a
 Location:

Site Ref: L-17a
 Direction: OUT

Count Date	4/25/2022		4/26/2022		4/27/2022		4/28/2022		4/29/2022		AM	PM
Count Time	AM	PM	AM	PM	AM	PM	AM	PM	AM	PM	AM	PM
0:00	0	4	1	4	1	5	0	7	1	2	3	22
0:15	0	2	0	7	0	12	1	4	1	6	2	31
0:30	0	4	0	5	0	5	0	5	0	13	0	32
0:45	0	4	0	3	0	9	0	4	0	6	0	26
1:00	0	11	0	9	0	9	0	8	3	4	3	41
1:15	0	8	0	12	0	8	0	4	0	7	0	39
1:30	0	5	0	10	0	6	0	6	0	12	0	39
1:45	1	8	0	6	0	11	0	12	0	7	1	44
2:00	0	9	1	9	1	7	1	8	1	7	4	40
2:15	0	9	1	9	0	11	1	8	0	8	2	45
2:30	0	7	3	13	2	9	1	5	1	12	7	46
2:45	0	9	0	8	0	3	0	15	0	5	0	40
3:00	0	10	0	5	0	15	0	18	0	9	0	57
3:15	0	22	0	19	1	24	0	22	0	21	1	108
3:30	0	16	0	17	0	21	0	24	0	19	0	97
3:45	0	8	0	18	0	14	0	13	0	15	0	68
4:00	0	18	0	19	0	9	0	15	0	20	0	81
4:15	0	17	0	16	0	16	0	27	0	21	0	97
4:30	0	33	0	25	0	26	0	29	0	30	0	143
4:45	0	28	0	31	0	29	0	24	0	33	0	145
5:00	2	26	0	31	0	34	0	20	0	26	2	137
5:15	0	19	0	27	0	18	0	38	0	19	0	121
5:30	0	17	0	31	0	27	0	27	0	14	0	116
5:45	0	15	1	22	0	27	1	19	2	26	4	109
6:00	1	25	0	29	2	19	0	20	0	17	3	110
6:15	1	21	1	15	0	21	2	24	0	17	4	98
6:30	0	14	3	19	0	23	1	15	2	21	6	92
6:45	3	10	1	14	0	15	2	15	0	10	6	64
7:00	0	6	0	12	4	6	0	11	1	7	5	42
7:15	4	9	2	3	1	13	1	9	2	6	10	40
7:30	3	7	3	5	1	7	2	9	1	4	10	32
7:45	2	5	3	13	7	7	3	11	4	4	19	40
8:00	2	3	7	3	5	1	11	2	8	4	33	13
8:15	10	5	13	5	7	3	12	3	10	4	52	20
8:30	9	2	5	2	7	3	8	1	9	2	38	10
8:45	4	3	9	2	9	3	10	3	7	6	39	17
9:00	14	4	11	1	14	3	4	2	6	1	49	11
9:15	8	1	3	6	4	4	4	2	9	1	28	14
9:30	9	1	7	1	7	2	10	2	3	4	36	10
9:45	8	2	5	2	4	0	3	2	2	1	22	7
10:00	7	0	9	0	0	1	3	1	1	1	20	3
10:15	8	0	5	1	4	1	4	0	2	0	23	2
10:30	7	0	6	2	6	0	4	0	7	0	30	2
10:45	2	0	5	1	6	0	8	0	6	1	27	2
11:00	3	1	2	2	6	0	1	1	7	1	19	5
11:15	2	0	2	2	1	0	4	1	3	0	12	3
11:30	2	2	4	0	5	0	5	0	1	0	17	2
11:45	7	2	1	0	5	0	7	1	3	0	23	3
Totals	119	432	114	496	110	487	114	497	103	459	560	2366
Day Total	551		610		597		611		562		2926	
AM Pct	21.6%		18.7%		18.4%		18.7%					

Peak Hour
 Peak Volume
 P.H.F

AECOM

7:00-8:00 AM	9	8	13	6	8	9
7:15-8:15 AM	11	15	14	17	15	14
7:30-8:30 AM	17	26	20	28	23	23
7:45-8:45 AM	23	28	26	34	31	28
8:00-9:00 AM	25	34	28	41	34	32

4:00-5:00 PM	96	91	80	95	104	93
4:15-5:15 PM	104	103	105	100	110	104
4:30-5:30 PM	106	114	107	111	108	109
4:45-5:45 PM	90	120	108	109	92	104
5:00-6:00 PM	77	111	106	104	85	97

Client: AECOM
 File Number:
 Route: L-18a
 Location:

Site Ref: L-18a
 Direction: IN

Count Date	4/25/2022		4/26/2022		4/27/2022		4/28/2022		4/29/2022		AM	PM
	AM	PM	AM	PM	AM	PM	AM	PM	AM	PM		
0:00	0	1	0	1	0	3	0	1	0	2	0	8
0:15	0	1	0	2	0	1	0	6	0	2	0	12
0:30	0	1	0	2	0	3	0	0	0	7	0	13
0:45	0	3	0	3	0	3	0	7	0	5	0	21
1:00	0	6	0	2	0	3	0	2	0	5	0	18
1:15	0	1	0	3	0	2	0	2	0	4	0	12
1:30	0	2	0	2	0	1	0	1	0	4	0	10
1:45	0	0	0	2	0	1	0	2	0	6	0	11
2:00	0	1	0	2	0	2	0	2	0	3	0	10
2:15	0	0	0	2	0	2	0	1	0	8	0	13
2:30	0	2	0	0	0	0	0	0	0	3	0	5
2:45	0	1	0	0	0	1	0	3	0	3	0	8
3:00	0	0	0	1	0	1	0	1	0	2	0	5
3:15	1	1	0	0	0	0	0	4	1	0	2	5
3:30	0	0	0	2	0	2	0	2	0	0	0	6
3:45	0	4	0	1	0	3	1	0	1	2	2	10
4:00	0	4	0	1	0	2	0	2	0	4	0	13
4:15	1	4	1	3	0	4	1	4	1	1	4	16
4:30	1	4	2	2	1	0	0	7	2	2	6	15
4:45	1	0	2	2	4	3	1	0	1	2	9	7
5:00	4	2	3	5	1	5	3	3	2	4	13	19
5:15	4	2	6	2	2	3	4	2	4	6	20	15
5:30	10	6	4	6	7	2	7	2	7	4	35	20
5:45	11	1	12	3	11	3	8	3	9	3	51	13
6:00	12	4	12	3	9	3	10	2	10	3	53	15
6:15	28	0	13	1	13	2	12	4	13	1	79	8
6:30	33	1	7	2	15	0	16	2	11	1	82	6
6:45	21	0	25	2	11	0	21	1	10	1	88	4
7:00	17	1	9	2	14	0	7	0	7	0	54	3
7:15	9	0	10	0	11	1	11	1	10	1	51	3
7:30	9	0	6	1	8	1	6	0	8	1	37	3
7:45	12	0	5	0	13	0	11	0	8	0	49	0
8:00	11	0	11	0	11	1	4	0	8	0	45	1
8:15	8	0	8	0	7	0	4	0	7	1	34	1
8:30	9	0	4	0	4	0	8	1	5	0	30	1
8:45	10	0	8	1	8	0	10	0	10	1	46	2
9:00	11	0	8	0	5	0	6	0	7	0	37	0
9:15	7	0	1	0	5	0	4	1	3	0	20	1
9:30	5	0	4	0	4	0	6	1	5	0	24	1
9:45	4	0	0	0	3	0	8	0	2	0	17	0
10:00	6	0	4	0	4	0	4	0	5	0	23	0
10:15	3	0	5	0	8	0	9	0	5	0	30	0
10:30	4	0	3	0	2	0	1	0	2	0	12	0
10:45	5	0	9	0	6	0	4	0	9	0	33	0
11:00	1	0	7	0	6	0	2	0	0	0	16	0
11:15	3	0	5	1	6	1	8	1	2	1	24	4
11:30	4	0	7	2	5	0	3	0	0	0	19	2
11:45	3	0	2	0	2	0	1	0	5	0	13	0
Totals	268	53	203	64	206	59	201	71	180	97	1058	340
Day Total	321		267		265		272		277		1398	
AM Pct	83.5%		76.0%		77.7%		73.9%					

Peak Hour
 Peak Volume
 P.H.F

AECOM

7:00-8:00 AM	47	30	46	35	33	38
7:15-8:15 AM	41	32	43	32	34	36
7:30-8:30 AM	40	30	39	25	31	33
7:45-8:45 AM	40	28	35	27	28	32
8:00-9:00 AM	38	31	30	26	30	31

4:00-5:00 PM	12	8	9	13	9	10
4:15-5:15 PM	10	12	12	14	9	11
4:30-5:30 PM	8	11	11	12	14	11
4:45-5:45 PM	10	15	13	7	16	12
5:00-6:00 PM	11	16	13	10	17	13

Client: AECOM
 File Number:
 Route: L-18a
 Location:

Site Ref: L-18a
 Direction: OUT

Count Date	4/25/2022		4/26/2022		4/27/2022		4/28/2022		4/29/2022			
Count Time	AM	PM	AM	PM	AM	PM	AM	PM	AM	PM	AM	PM
0:00	0	3	1	0	3	4	0	1	0	2	4	10
0:15	0	2	2	1	0	1	0	1	0	5	2	10
0:30	1	3	0	1	0	1	0	4	0	2	1	11
0:45	0	4	0	2	0	2	0	4	1	3	1	15
1:00	0	2	0	1	0	7	0	4	1	2	1	16
1:15	0	1	0	4	0	4	0	1	1	2	1	12
1:30	0	5	0	2	1	5	1	1	0	2	2	15
1:45	0	1	0	4	0	6	0	2	0	3	0	16
2:00	0	5	0	2	0	2	0	5	0	4	0	18
2:15	0	3	0	1	0	1	0	4	0	2	0	11
2:30	0	5	0	0	0	2	0	2	0	2	0	11
2:45	0	2	0	3	0	2	0	3	0	6	0	16
3:00	0	3	0	13	0	4	0	1	0	9	0	30
3:15	0	6	0	4	0	4	0	11	0	2	0	27
3:30	1	6	0	7	0	6	0	12	0	10	1	41
3:45	1	10	0	5	0	2	0	8	0	8	1	33
4:00	0	5	0	3	0	12	0	4	0	11	0	35
4:15	0	2	0	6	0	6	0	8	0	13	0	35
4:30	0	3	0	9	0	3	0	4	0	2	0	21
4:45	0	6	0	7	0	5	0	4	0	4	0	26
5:00	0	6	0	4	0	3	0	6	1	3	1	22
5:15	0	9	0	5	0	9	0	6	0	6	0	35
5:30	1	4	0	7	0	8	1	9	1	6	3	34
5:45	0	4	1	4	0	4	0	6	0	6	1	24
6:00	0	6	1	12	1	6	0	6	1	12	3	42
6:15	1	4	1	10	0	5	1	8	0	4	3	31
6:30	2	4	2	4	1	6	0	7	2	6	7	27
6:45	1	1	1	6	1	5	3	3	1	2	7	17
7:00	0	4	0	10	1	4	2	7	0	5	3	30
7:15	2	5	1	1	0	3	0	2	1	3	4	14
7:30	3	2	1	4	0	2	0	1	1	8	5	17
7:45	1	3	1	2	1	4	1	3	3	3	7	15
8:00	5	3	2	1	0	1	2	6	3	2	12	13
8:15	3	1	3	0	0	2	2	2	1	3	9	8
8:30	4	1	0	4	4	2	4	2	0	4	12	13
8:45	4	2	0	3	0	3	1	0	1	0	6	8
9:00	5	1	0	1	1	0	0	0	1	1	7	3
9:15	6	4	1	0	0	0	0	1	0	1	7	6
9:30	1	0	2	1	0	0	0	4	0	1	3	6
9:45	6	1	1	0	2	0	1	0	0	2	10	3
10:00	6	0	1	0	1	0	1	0	0	2	9	2
10:15	5	3	1	0	1	0	1	0	2	0	10	3
10:30	3	0	0	0	1	1	1	0	1	0	6	1
10:45	3	0	0	2	5	0	2	0	2	0	12	2
11:00	1	0	0	1	4	0	0	0	2	1	7	2
11:15	0	0	1	0	0	0	1	0	0	0	2	0
11:30	2	0	1	1	2	0	2	0	1	0	8	1
11:45	4	0	2	0	5	0	3	0	1	0	15	0
Totals	72	145	27	158	35	147	30	163	29	174	193	788
Day Total	217		185		182		193		203		981	
AM Pct	33.2%		14.6%		19.2%		15.5%					

Peak Hour
 Peak Volume
 P.H.F

AECOM

7:00-8:00 AM	6	3	2	3	5	4
7:15-8:15 AM	11	5	1	3	8	6
7:30-8:30 AM	12	7	1	5	8	7
7:45-8:45 AM	13	6	5	9	7	8
8:00-9:00 AM	16	5	4	9	5	8

4:00-5:00 PM	16	25	26	20	30	23
4:15-5:15 PM	17	26	17	22	22	21
4:30-5:30 PM	24	25	20	20	15	21
4:45-5:45 PM	25	23	25	25	19	23
5:00-6:00 PM	23	20	24	27	21	23

Client: AECOM
 File Number:
 Route: L-18b
 Location:

Site Ref: L-18b
 Direction: IN

Count Date	4/25/2022		4/26/2022		4/27/2022		4/28/2022		4/29/2022			
Count Time	AM	PM	AM	PM	AM	PM	AM	PM	AM	PM	AM	PM
0:00	0	6	0	10	0	11	0	9	0	2	0	38
0:15	0	1	0	9	0	3	0	1	0	8	0	22
0:30	0	4	0	7	0	21	0	6	0	3	0	41
0:45	0	0	0	8	0	11	0	12	1	5	1	36
1:00	0	3	0	8	0	13	0	5	0	6	0	35
1:15	0	5	0	4	0	10	0	2	0	12	0	33
1:30	0	8	0	1	0	7	0	3	0	13	0	32
1:45	0	2	0	2	0	6	0	4	0	8	0	22
2:00	0	5	0	1	0	2	0	5	0	13	0	26
2:15	0	3	0	2	0	3	0	8	0	15	0	31
2:30	0	0	0	3	2	0	0	5	0	6	2	14
2:45	0	0	0	7	0	3	0	2	0	8	0	20
3:00	0	2	0	3	0	1	0	3	0	6	0	15
3:15	1	2	0	7	0	3	0	2	0	1	1	15
3:30	0	6	0	7	0	4	0	6	0	5	0	28
3:45	0	1	0	2	0	1	0	3	0	2	0	9
4:00	1	2	1	5	0	4	0	1	1	2	3	14
4:15	0	4	0	3	2	1	0	4	1	2	3	14
4:30	0	1	0	3	0	4	0	0	1	3	1	11
4:45	1	2	0	3	0	3	1	7	1	5	3	20
5:00	2	1	0	2	0	0	0	0	0	1	2	4
5:15	2	6	0	3	1	8	4	7	1	6	8	30
5:30	1	4	0	4	0	4	3	3	0	4	4	19
5:45	7	7	1	7	1	10	0	6	3	10	12	40
6:00	7	6	0	11	2	8	5	8	1	3	15	36
6:15	11	0	9	4	4	0	3	0	7	3	34	7
6:30	13	0	7	2	9	1	9	4	7	2	45	9
6:45	7	2	4	3	10	2	6	2	7	2	34	11
7:00	9	1	10	1	5	2	4	0	5	2	33	6
7:15	7	2	10	3	6	3	10	1	2	3	35	12
7:30	7	0	8	0	3	0	8	2	10	0	36	2
7:45	7	3	12	4	4	2	9	3	4	1	36	13
8:00	14	1	5	0	5	0	5	0	10	1	39	2
8:15	7	1	8	3	6	2	3	2	6	1	30	9
8:30	11	1	5	1	9	3	14	1	5	1	44	7
8:45	6	0	14	0	18	1	4	1	19	1	61	3
9:00	8	0	7	0	9	0	7	1	7	0	38	1
9:15	9	2	6	1	6	1	2	0	7	1	30	5
9:30	5	0	7	0	7	0	2	2	8	1	29	3
9:45	14	0	8	0	10	0	3	0	12	0	47	0
10:00	14	0	5	0	5	0	7	0	14	1	45	1
10:15	11	0	11	1	4	0	4	0	8	0	38	1
10:30	8	0	11	0	7	0	7	1	2	0	35	1
10:45	4	0	6	2	5	0	5	0	7	0	27	2
11:00	2	0	10	0	6	0	4	0	8	0	30	0
11:15	3	0	12	0	3	0	15	0	3	0	36	0
11:30	4	0	3	0	7	0	5	0	1	0	20	0
11:45	3	2	3	0	13	0	5	0	5	0	29	2
Totals	206	96	183	147	169	158	154	132	174	172	886	702
Day Total	302		330		327		286		346		1588	
AM Pct	68.2%		55.5%		51.7%		53.8%					

Peak Hour
 Peak Volume
 P.H.F

AECOM

7:00-8:00 AM	30	40	18	31	21	28
7:15-8:15 AM	35	35	18	32	26	29
7:30-8:30 AM	35	33	18	25	30	28
7:45-8:45 AM	39	30	24	31	25	30
8:00-9:00 AM	38	32	38	26	40	35

4:00-5:00 PM	9	14	12	12	12	12
4:15-5:15 PM	8	11	8	11	11	10
4:30-5:30 PM	10	11	15	14	15	13
4:45-5:45 PM	13	12	15	17	16	15
5:00-6:00 PM	18	16	22	16	21	19

Client: AECOM
 File Number:
 Route: L-18b
 Location:

Site Ref: L-18b
 Direction: OUT

Count Date	4/25/2022		4/26/2022		4/27/2022		4/28/2022		4/29/2022			
Count Time	AM	PM	AM	PM	AM	PM	AM	PM	AM	PM	AM	PM
0:00	0	5	0	2	0	3	0	3	0	2	0	15
0:15	0	0	0	4	0	6	0	3	0	0	0	13
0:30	0	9	0	0	0	6	0	1	0	1	0	17
0:45	0	1	0	3	0	0	0	1	1	6	1	11
1:00	0	3	0	3	0	2	0	9	0	0	0	17
1:15	0	2	0	4	0	7	0	3	0	4	0	20
1:30	0	1	0	6	0	0	0	3	0	4	0	14
1:45	2	0	0	5	0	0	0	4	0	1	2	10
2:00	0	4	0	5	0	0	0	2	0	2	0	13
2:15	0	8	0	3	0	11	0	2	0	3	0	27
2:30	0	2	3	3	2	1	1	3	0	6	6	15
2:45	0	0	0	0	0	3	0	2	0	2	0	7
3:00	0	2	0	4	0	0	0	0	0	6	0	12
3:15	0	3	0	1	0	0	0	4	0	6	0	14
3:30	0	1	0	3	0	0	0	3	0	7	0	14
3:45	0	5	0	1	0	3	0	3	0	7	0	19
4:00	0	0	0	3	0	4	0	2	0	3	0	12
4:15	0	3	0	4	0	3	0	3	2	3	2	16
4:30	0	4	0	2	1	0	0	1	0	4	1	11
4:45	1	1	0	4	0	7	0	0	0	2	1	14
5:00	0	1	0	4	0	2	0	3	0	2	0	12
5:15	0	1	0	6	0	4	0	8	3	8	3	27
5:30	0	1	0	4	0	2	0	1	0	2	0	10
5:45	1	0	1	0	0	2	0	5	0	3	2	10
6:00	0	3	2	2	2	2	0	5	0	3	4	15
6:15	1	1	1	3	3	2	0	4	0	2	5	12
6:30	0	6	0	3	0	3	0	4	0	3	0	19
6:45	1	4	0	3	0	1	0	3	0	1	1	12
7:00	2	2	0	2	1	3	1	1	0	1	4	9
7:15	1	4	1	4	0	4	1	0	1	8	4	20
7:30	0	0	2	1	0	10	1	2	3	0	6	13
7:45	0	2	0	1	1	2	2	1	0	0	3	6
8:00	4	5	3	3	0	2	0	0	4	0	11	10
8:15	1	1	0	5	0	2	1	2	0	2	2	12
8:30	2	3	0	4	0	0	0	2	0	1	2	10
8:45	1	1	0	1	0	0	2	1	4	6	7	9
9:00	2	1	0	1	1	0	0	0	0	1	3	3
9:15	7	0	0	3	0	1	0	2	3	0	10	6
9:30	3	0	1	0	2	0	1	2	0	0	7	2
9:45	5	0	1	0	0	0	0	1	0	0	6	1
10:00	5	0	0	0	1	2	0	0	1	0	7	2
10:15	6	0	0	0	1	2	1	0	0	0	8	2
10:30	3	0	0	0	1	0	2	0	1	0	7	0
10:45	3	0	8	2	3	2	1	0	1	0	16	4
11:00	7	0	5	0	5	1	0	1	0	2	17	4
11:15	3	0	1	0	2	0	0	1	1	0	7	1
11:30	2	3	4	0	0	0	0	0	0	2	6	5
11:45	0	1	0	0	4	0	1	0	0	0	5	1
Totals	63	94	33	112	30	105	15	101	25	116	166	528
Day Total	157		145		135		116		141		694	
AM Pct	40.1%		22.8%		22.2%		12.9%					

Peak Hour
 Peak Volume
 P.H.F

AECOM

7:00-8:00 AM	3	3	2	5	4	3
7:15-8:15 AM	5	6	1	4	8	5
7:30-8:30 AM	5	5	1	4	7	4
7:45-8:45 AM	7	3	1	3	4	4
8:00-9:00 AM	8	3	0	3	8	4

4:00-5:00 PM	8	13	14	6	12	11
4:15-5:15 PM	9	14	12	7	11	11
4:30-5:30 PM	7	16	13	12	16	13
4:45-5:45 PM	4	18	15	12	14	13
5:00-6:00 PM	3	14	10	17	15	12

Client: AECOM
 File Number:
 Route: L-18c
 Location:

Site Ref: L-18c
 Direction: IN

Count Date	4/25/2022		4/26/2022		4/27/2022		4/28/2022		4/29/2022			
Count Time	AM	PM	AM	PM	AM	PM	AM	PM	AM	PM	AM	PM
0:00	1	4	2	9	2	0	0	5	0	2	5	20
0:15	0	2	0	4	0	7	0	4	0	6	0	23
0:30	0	8	0	3	0	4	0	3	0	6	0	24
0:45	0	4	1	2	0	6	0	1	1	3	2	16
1:00	0	2	0	8	0	2	0	0	0	4	0	16
1:15	0	3	0	7	0	4	0	5	0	6	0	25
1:30	0	5	0	5	0	7	0	1	0	2	0	20
1:45	0	4	2	3	0	2	0	1	0	7	2	17
2:00	0	1	0	1	1	2	1	1	0	5	2	10
2:15	0	3	1	6	1	5	1	11	1	6	4	31
2:30	0	1	0	4	4	2	4	10	0	7	8	24
2:45	0	3	0	2	0	1	0	8	0	2	0	16
3:00	0	1	0	0	0	1	0	5	0	3	0	10
3:15	0	0	1	1	0	2	0	4	0	3	1	10
3:30	0	4	0	4	0	0	1	2	0	0	1	10
3:45	1	0	0	4	0	1	0	2	0	3	1	10
4:00	1	2	0	2	0	2	0	4	0	5	1	15
4:15	1	2	0	2	0	5	0	2	0	4	1	15
4:30	1	2	1	1	1	2	1	2	2	8	6	15
4:45	1	4	0	1	1	0	1	5	3	3	6	13
5:00	5	3	1	0	0	2	0	2	0	2	6	9
5:15	5	3	0	8	2	2	1	3	4	3	12	19
5:30	5	5	3	7	4	5	4	5	3	7	19	29
5:45	3	12	3	12	4	12	0	12	3	16	13	64
6:00	3	4	2	2	0	7	1	4	2	2	8	19
6:15	8	4	8	11	6	4	9	2	7	2	38	23
6:30	10	0	6	1	9	3	5	2	6	1	36	7
6:45	9	2	9	0	12	3	7	4	6	2	43	11
7:00	10	2	6	3	7	2	4	5	3	1	30	13
7:15	5	0	8	1	13	0	8	1	7	0	41	2
7:30	11	7	8	3	8	4	3	2	9	4	39	20
7:45	6	0	12	1	11	1	8	0	11	1	48	3
8:00	10	1	6	2	10	1	4	1	8	2	38	7
8:15	4	1	5	0	6	0	4	3	6	0	25	4
8:30	8	1	9	1	11	2	6	1	13	3	47	8
8:45	7	0	5	3	2	1	8	2	6	0	28	6
9:00	8	1	8	1	10	1	8	1	1	5	35	9
9:15	7	0	3	1	4	0	9	2	12	4	35	7
9:30	9	0	3	1	5	1	2	1	2	2	21	5
9:45	6	0	6	0	12	0	5	0	4	0	33	0
10:00	6	0	9	2	4	0	5	0	8	0	32	2
10:15	3	0	4	0	8	0	5	1	5	0	25	1
10:30	3	0	2	0	5	0	5	1	7	0	22	1
10:45	5	2	5	0	3	0	4	0	3	1	20	3
11:00	9	0	4	2	3	0	7	0	7	0	30	2
11:15	7	0	3	0	4	0	3	0	4	0	21	0
11:30	3	0	5	0	8	0	4	0	6	0	26	0
11:45	2	0	4	0	3	0	5	0	1	0	15	0
Totals	183	103	155	131	184	106	143	131	161	146	826	614
Day Total	286		286		290		274		307		1440	
AM Pct	64.0%		54.2%		63.4%		52.2%					

Peak Hour
 Peak Volume
 P.H.F

AECOM

7:00-8:00 AM	32	34	39	23	30	32
7:15-8:15 AM	32	34	42	23	35	33
7:30-8:30 AM	31	31	35	19	34	30
7:45-8:45 AM	28	32	38	22	38	32
8:00-9:00 AM	29	25	29	22	33	28

4:00-5:00 PM	10	6	9	13	20	12
4:15-5:15 PM	11	4	9	11	17	10
4:30-5:30 PM	12	10	6	12	16	11
4:45-5:45 PM	15	16	9	15	15	14
5:00-6:00 PM	23	27	21	22	28	24

Client: AECOM
 File Number:
 Route: L-18c
 Location:

Site Ref: L-18c
 Direction: OUT

Count Date	4/25/2022		4/26/2022		4/27/2022		4/28/2022		4/29/2022			
Count Time	AM	PM	AM	PM	AM	PM	AM	PM	AM	PM	AM	PM
0:00	1	9	1	8	0	13	1	6	0	2	3	38
0:15	0	9	0	10	0	9	0	8	0	14	0	50
0:30	0	4	0	3	1	22	0	6	0	8	1	43
0:45	0	10	0	12	0	12	0	10	0	7	0	51
1:00	0	12	1	15	1	10	0	7	1	5	3	49
1:15	0	7	1	5	0	13	0	9	0	7	1	41
1:30	1	1	0	10	0	9	1	13	1	22	3	55
1:45	0	2	0	8	0	8	1	4	0	17	1	39
2:00	0	6	0	6	0	3	0	10	0	12	0	37
2:15	1	4	3	7	0	9	1	9	0	18	5	47
2:30	0	7	29	8	29	6	23	13	27	9	108	43
2:45	0	8	0	8	1	12	0	3	2	9	3	40
3:00	1	15	1	16	0	12	0	10	0	14	2	67
3:15	0	19	0	13	0	13	0	15	0	23	0	83
3:30	0	9	0	13	0	14	0	7	0	22	0	65
3:45	0	15	0	14	0	10	0	11	0	35	0	85
4:00	0	28	0	10	0	15	0	11	0	21	0	85
4:15	0	19	0	20	0	20	0	15	0	17	0	91
4:30	0	14	0	16	0	8	0	16	0	15	0	69
4:45	2	15	4	20	3	20	4	16	5	17	18	88
5:00	4	16	2	17	1	8	1	20	2	7	10	68
5:15	7	17	3	12	4	25	6	19	3	13	23	86
5:30	1	12	2	14	1	12	3	8	1	10	8	56
5:45	3	17	3	15	4	17	4	19	3	16	17	84
6:00	3	12	4	11	5	19	2	17	2	16	16	75
6:15	8	12	4	13	5	17	6	16	8	21	31	79
6:30	1	5	3	6	2	17	4	11	3	11	13	50
6:45	5	3	3	3	3	3	6	9	4	8	21	26
7:00	4	12	5	14	0	6	2	6	4	4	15	42
7:15	7	8	4	7	5	14	5	11	7	2	28	42
7:30	5	3	5	4	3	11	5	4	3	7	21	29
7:45	8	8	4	3	8	2	6	7	5	10	31	30
8:00	11	7	2	2	4	3	4	2	2	7	23	21
8:15	15	5	5	4	11	3	4	6	7	3	42	21
8:30	11	4	4	1	6	2	4	4	3	7	28	18
8:45	10	2	10	11	6	6	7	7	8	7	41	33
9:00	17	0	4	1	7	0	3	1	6	2	37	4
9:15	10	4	1	1	3	0	0	5	5	2	19	12
9:30	14	2	5	1	12	0	7	2	11	2	49	7
9:45	13	0	4	0	1	0	4	3	12	1	34	4
10:00	17	1	4	3	3	3	10	1	8	2	42	10
10:15	11	0	6	0	7	0	9	2	3	1	36	3
10:30	10	0	8	3	4	1	6	2	9	2	37	8
10:45	9	2	12	2	3	0	7	1	6	4	37	9
11:00	8	1	5	0	7	0	0	2	7	7	27	10
11:15	11	0	7	0	13	2	11	1	5	2	47	5
11:30	11	0	12	0	12	0	7	1	2	0	44	1
11:45	4	1	14	4	14	0	11	0	11	0	54	5
Totals	244	367	185	374	189	409	175	386	186	476	979	2004
Day Total	611		559		598		561		662		2983	
AM Pct	39.9%		33.1%		31.6%		31.2%					

Peak Hour
 Peak Volume
 P.H.F

AECOM

7:00-8:00 AM	24	18	16	18	19	19
7:15-8:15 AM	31	15	20	20	17	21
7:30-8:30 AM	39	16	26	19	17	23
7:45-8:45 AM	45	15	29	18	17	25
8:00-9:00 AM	47	21	27	19	20	27

4:00-5:00 PM	76	66	63	58	70	67
4:15-5:15 PM	64	73	56	67	56	63
4:30-5:30 PM	62	65	61	71	52	62
4:45-5:45 PM	60	63	65	63	47	60
5:00-6:00 PM	62	58	62	66	46	59

Client: AECOM
 File Number:
 Route: L-1a
 Location:

Site Ref: L-1a
 Direction: IN

Count Date	4/25/2022		4/26/2022		4/27/2022		4/28/2022		4/29/2022			
Count Time	AM	PM	AM	PM	AM	PM	AM	PM	AM	PM	AM	PM
0:00	0	6	0	7	0	9	0	11	0	2	0	35
0:15	0	14	0	6	0	10	0	8	0	5	0	43
0:30	0	2	0	8	0	4	0	6	0	4	0	24
0:45	0	8	0	11	0	12	0	17	0	13	0	61
1:00	0	9	0	10	0	5	1	13	0	12	1	49
1:15	0	8	0	8	0	7	0	7	0	6	0	36
1:30	0	5	0	6	0	6	0	5	0	11	0	33
1:45	1	9	0	6	0	4	0	9	0	9	1	37
2:00	0	12	0	7	0	6	0	6	0	11	0	42
2:15	0	7	0	9	0	10	0	9	0	7	0	42
2:30	0	8	0	11	0	5	0	2	0	7	0	33
2:45	0	5	0	8	0	9	0	6	0	3	0	31
3:00	0	9	0	8	0	9	0	11	0	9	0	46
3:15	0	7	0	3	0	5	0	5	2	3	2	23
3:30	4	7	5	7	4	5	3	4	2	8	18	31
3:45	3	2	3	4	2	5	2	8	2	7	12	26
4:00	10	4	3	2	1	6	1	5	3	4	18	21
4:15	7	1	2	5	2	5	4	4	3	5	18	20
4:30	14	13	7	2	8	5	3	7	8	4	40	31
4:45	12	8	6	3	6	8	5	7	8	9	37	35
5:00	11	2	9	5	7	1	7	2	6	4	40	14
5:15	25	2	16	5	12	1	14	11	14	3	81	22
5:30	18	10	16	1	13	4	11	5	7	5	65	25
5:45	27	2	17	5	14	0	14	4	14	1	86	12
6:00	55	4	37	4	44	4	41	4	31	5	208	21
6:15	83	6	52	7	46	2	45	2	44	4	270	21
6:30	109	2	51	2	61	1	59	2	59	3	339	10
6:45	80	3	40	1	35	1	39	2	36	2	230	9
7:00	56	5	38	1	31	3	33	4	36	0	194	13
7:15	48	1	46	4	43	2	35	4	34	1	206	12
7:30	47	1	54	2	52	2	53	2	52	5	258	12
7:45	45	2	65	1	59	2	50	2	55	1	274	8
8:00	43	0	39	1	27	0	32	1	34	1	175	3
8:15	38	2	34	1	40	0	38	0	29	0	179	3
8:30	28	1	34	1	34	0	32	1	24	1	152	4
8:45	25	0	21	0	17	0	13	0	14	2	90	2
9:00	20	2	20	1	22	1	13	1	14	0	89	5
9:15	16	2	14	1	10	1	13	0	11	0	64	4
9:30	12	2	10	0	16	0	6	1	11	0	55	3
9:45	23	1	12	1	13	1	19	1	15	0	82	4
10:00	11	0	9	0	7	0	11	0	9	0	47	0
10:15	13	0	18	2	18	1	9	0	11	0	69	3
10:30	10	0	8	0	10	1	12	0	8	0	48	1
10:45	5	0	10	1	17	2	7	2	10	0	49	5
11:00	13	1	13	1	10	0	8	0	6	0	50	2
11:15	11	2	5	0	3	0	12	0	6	0	37	2
11:30	14	0	4	0	5	0	2	1	6	0	31	1
11:45	9	0	8	1	14	0	4	0	4	0	39	1
Totals	946	197	726	180	703	165	651	202	628	180	3654	921
Day Total	1143		906		868		853		808		4575	
AM Pct	82.8%		80.1%		81.0%		76.3%					

Peak Hour
 Peak Volume
 P.H.F

AECOM

7:00-8:00 AM	196	203	185	171	177	186
7:15-8:15 AM	183	204	181	170	175	183
7:30-8:30 AM	173	192	178	173	170	177
7:45-8:45 AM	154	172	160	152	142	156
8:00-9:00 AM	134	128	118	115	101	119

4:00-5:00 PM	26	12	24	23	22	21
4:15-5:15 PM	24	15	19	20	22	20
4:30-5:30 PM	25	15	15	27	20	20
4:45-5:45 PM	22	14	14	25	21	19
5:00-6:00 PM	16	16	6	22	13	15

Client: AECOM
 File Number:
 Route: L-1a
 Location:

Site Ref: L-1a
 Direction: OUT

Count Date	4/25/2022		4/26/2022		4/27/2022		4/28/2022		4/29/2022			
Count Time	AM	PM	AM	PM	AM	PM	AM	PM	AM	PM	AM	PM
0:00	0	15	0	8	1	6	0	12	0	2	1	43
0:15	0	20	0	4	1	5	0	8	0	3	1	40
0:30	0	8	1	7	0	5	0	14	0	7	1	41
0:45	0	9	4	14	3	15	1	9	5	8	13	55
1:00	0	12	0	7	0	10	1	13	1	15	2	57
1:15	0	14	0	12	0	15	0	16	0	9	0	66
1:30	0	12	1	17	0	10	1	9	0	9	2	57
1:45	1	18	0	14	0	9	0	8	0	13	1	62
2:00	0	16	0	8	0	9	2	13	0	14	2	60
2:15	0	17	0	15	1	14	0	12	0	13	1	71
2:30	0	22	0	18	0	17	0	14	0	12	0	83
2:45	0	22	0	19	0	21	0	15	1	11	1	88
3:00	0	27	0	18	0	30	0	45	0	24	0	144
3:15	0	25	0	17	0	27	0	28	1	19	1	116
3:30	2	46	2	55	1	62	2	48	1	61	8	272
3:45	0	37	1	31	2	29	2	25	2	50	7	172
4:00	2	37	1	42	0	32	0	25	0	39	3	175
4:15	7	38	2	43	0	36	1	44	0	41	10	202
4:30	2	50	2	49	0	44	1	44	1	33	6	220
4:45	1	52	3	59	6	51	1	40	3	46	14	248
5:00	6	62	2	53	8	56	4	44	4	38	24	253
5:15	5	45	6	39	3	43	6	41	6	44	26	212
5:30	5	42	3	42	3	35	2	40	1	27	14	186
5:45	6	33	2	33	1	34	1	29	3	24	13	153
6:00	5	23	1	28	2	38	2	27	3	21	13	137
6:15	4	17	2	33	3	25	3	15	1	21	13	111
6:30	2	14	3	14	5	16	1	13	5	12	16	69
6:45	4	15	3	3	1	6	1	12	2	7	11	43
7:00	6	12	4	12	3	5	3	12	1	7	17	48
7:15	4	16	9	11	2	25	6	25	4	14	25	91
7:30	4	16	2	24	2	25	1	21	5	21	14	107
7:45	5	21	1	11	1	19	2	13	3	10	12	74
8:00	10	11	3	5	1	7	1	9	5	9	20	41
8:15	5	7	2	6	1	6	2	8	2	8	12	35
8:30	12	2	5	6	4	4	3	3	7	2	31	17
8:45	13	1	2	0	5	2	4	2	3	3	27	8
9:00	24	4	2	3	5	2	5	4	3	0	39	13
9:15	34	1	9	4	5	1	4	2	6	3	58	11
9:30	22	5	5	8	4	4	1	5	3	6	35	28
9:45	26	3	5	1	5	4	7	2	4	1	47	11
10:00	26	2	3	0	2	1	5	1	5	0	41	4
10:15	23	2	6	3	10	1	6	2	4	3	49	11
10:30	18	0	14	1	6	1	7	0	8	1	53	3
10:45	11	1	13	0	8	4	5	2	8	0	45	7
11:00	13	0	8	1	6	2	4	3	8	4	39	10
11:15	22	4	10	0	7	0	7	0	9	0	55	4
11:30	11	1	6	1	4	1	3	1	7	0	31	4
11:45	13	0	8	2	5	0	4	0	7	0	37	2
Totals	354	857	156	801	127	814	112	778	142	717	891	3965
Day Total	1211		957		941		890		859		4856	
AM Pct	29.2%		16.3%		13.5%		12.6%					

Peak Hour
 Peak Volume
 P.H.F

AECOM

7:00-8:00 AM	19	16	8	12	13	14
7:15-8:15 AM	23	15	6	10	17	14
7:30-8:30 AM	24	8	5	6	15	12
7:45-8:45 AM	32	11	7	8	17	15
8:00-9:00 AM	40	12	11	10	17	18

4:00-5:00 PM	177	193	163	153	159	169
4:15-5:15 PM	202	204	187	172	158	185
4:30-5:30 PM	209	200	194	169	161	187
4:45-5:45 PM	201	193	185	165	155	180
5:00-6:00 PM	182	167	168	154	133	161

Client: AECOM
 File Number:
 Route: L-1b
 Location:

Site Ref: L-1b
 Direction: IN

Count Date	4/25/2022		4/26/2022		4/27/2022		4/28/2022		4/29/2022			
Count Time	AM	PM	AM	PM	AM	PM	AM	PM	AM	PM	AM	PM
0:00	0	34	0	33	0	33	0	30	0	2	0	132
0:15	0	41	2	34	0	35	0	27	0	35	2	172
0:30	0	31	2	27	0	26	0	23	0	32	2	139
0:45	0	44	1	39	0	47	0	46	0	25	1	201
1:00	0	26	0	24	1	37	0	25	0	21	1	133
1:15	0	54	0	26	0	44	0	45	1	34	1	203
1:30	0	23	0	21	0	41	0	28	0	27	0	140
1:45	0	39	0	44	0	44	0	40	0	22	0	189
2:00	0	35	1	31	0	39	1	21	0	21	2	147
2:15	0	29	0	29	0	35	0	30	0	24	0	147
2:30	0	34	0	29	0	38	0	18	0	25	0	144
2:45	0	38	0	24	0	43	0	31	0	24	0	160
3:00	0	31	1	25	0	32	1	37	0	20	2	145
3:15	1	18	0	20	0	30	1	24	1	22	3	114
3:30	0	27	0	23	0	40	0	13	0	28	0	131
3:45	1	24	0	27	0	31	1	23	0	18	2	123
4:00	1	18	2	23	0	31	0	17	0	19	3	108
4:15	1	21	1	15	1	18	1	5	1	19	5	78
4:30	0	11	2	11	0	27	0	15	0	18	2	82
4:45	0	9	0	17	0	22	0	24	0	20	0	92
5:00	0	12	0	20	2	19	0	13	1	15	3	79
5:15	1	18	0	11	3	26	1	15	1	21	6	91
5:30	1	9	2	8	2	18	2	16	2	6	9	57
5:45	4	3	3	17	1	18	4	14	5	18	17	70
6:00	6	16	3	9	4	14	2	2	3	12	18	53
6:15	7	8	9	14	2	15	6	14	6	14	30	65
6:30	10	5	7	5	12	2	9	5	11	13	49	30
6:45	15	4	19	10	16	4	12	13	4	3	66	34
7:00	23	2	19	3	18	5	10	2	13	6	83	18
7:15	20	8	22	4	31	1	24	3	22	2	119	18
7:30	22	3	31	5	32	3	21	5	13	3	119	19
7:45	27	0	31	3	32	4	21	7	31	0	142	14
8:00	21	3	25	1	16	4	15	1	15	3	92	12
8:15	11	2	30	0	39	2	35	2	32	0	147	6
8:30	26	2	26	7	42	3	30	7	32	4	156	23
8:45	38	1	38	0	38	2	30	2	30	2	174	7
9:00	36	2	26	0	37	1	29	1	41	2	169	6
9:15	35	1	23	2	36	0	29	1	36	0	159	4
9:30	37	0	43	0	48	2	34	1	36	6	198	9
9:45	23	1	36	0	39	0	29	0	54	1	181	2
10:00	45	0	28	0	31	0	36	1	25	1	165	2
10:15	36	0	51	0	48	1	25	0	30	0	190	1
10:30	28	1	34	0	43	0	36	0	27	0	168	1
10:45	29	0	36	0	28	1	31	0	36	0	160	1
11:00	30	0	36	0	36	0	24	0	59	0	185	0
11:15	20	0	24	0	34	0	26	0	39	1	143	1
11:30	23	0	29	0	44	0	23	0	35	0	154	0
11:45	35	0	38	0	25	0	11	0	20	0	129	0
Totals	613	688	681	641	741	838	560	647	662	612	3257	3403
Day Total	1301		1322		1579		1207		1274		6660	
AM Pct	47.1%		51.5%		46.9%		46.4%					

Peak Hour
 Peak Volume
 P.H.F

AECOM

7:00-8:00 AM	92	103	113	76	79	93
7:15-8:15 AM	90	109	111	81	81	94
7:30-8:30 AM	81	117	119	92	91	100
7:45-8:45 AM	85	112	129	101	110	107
8:00-9:00 AM	96	119	135	110	109	114

4:00-5:00 PM	59	66	98	61	76	72
4:15-5:15 PM	53	63	86	57	72	66
4:30-5:30 PM	50	59	94	67	74	69
4:45-5:45 PM	48	56	85	68	62	64
5:00-6:00 PM	42	56	81	58	60	59

Client: AECOM
 File Number:
 Route: L-1b
 Location:

Site Ref: L-1b
 Direction: OUT

Count Date	4/25/2022		4/26/2022		4/27/2022		4/28/2022		4/29/2022			
Count Time	AM	PM	AM	PM	AM	PM	AM	PM	AM	PM	AM	PM
0:00	0	34	0	35	0	33	0	20	0	2	0	124
0:15	0	38	0	34	0	32	0	25	0	35	0	164
0:30	0	29	1	22	0	31	0	28	0	24	1	134
0:45	0	20	2	19	0	28	0	19	0	13	2	99
1:00	0	31	1	17	2	20	0	19	0	31	3	118
1:15	0	27	0	22	0	31	0	20	1	21	1	121
1:30	0	27	0	13	0	29	0	14	0	26	0	109
1:45	0	24	0	23	0	32	0	23	0	18	0	120
2:00	0	28	0	21	0	23	0	30	0	16	0	118
2:15	0	23	0	26	0	17	0	17	0	18	0	101
2:30	0	28	0	15	0	34	0	20	0	20	0	117
2:45	0	33	0	32	0	28	1	26	0	18	1	137
3:00	0	27	2	24	0	33	0	25	0	27	2	136
3:15	2	25	2	24	0	39	3	25	1	31	8	144
3:30	0	19	0	18	0	43	0	32	0	22	0	134
3:45	0	20	0	30	0	30	0	14	0	21	0	115
4:00	1	17	2	21	0	25	1	34	0	32	4	129
4:15	0	23	0	28	0	28	0	23	0	27	0	129
4:30	0	26	0	32	0	33	0	19	0	22	0	132
4:45	0	40	0	21	0	28	0	25	0	28	0	142
5:00	0	25	0	24	0	34	0	27	0	20	0	130
5:15	0	14	0	24	0	38	0	11	2	13	2	100
5:30	0	23	0	12	1	25	0	16	2	22	3	98
5:45	0	16	1	19	0	22	0	15	0	22	1	94
6:00	0	11	1	8	3	25	0	15	1	15	5	74
6:15	3	14	1	6	0	16	0	14	1	15	5	65
6:30	0	15	2	11	3	12	4	20	3	15	12	73
6:45	0	4	1	11	3	10	1	18	0	10	5	53
7:00	4	6	3	11	5	5	2	9	1	16	15	47
7:15	9	5	3	12	4	12	4	11	4	11	24	51
7:30	12	9	15	3	6	4	9	3	8	1	50	20
7:45	10	2	9	5	12	4	6	7	6	5	43	23
8:00	10	2	9	0	9	3	12	5	5	1	45	11
8:15	12	0	11	5	7	2	11	4	8	0	49	11
8:30	5	0	8	4	21	2	6	5	11	7	51	18
8:45	11	3	14	1	14	6	18	2	12	1	69	13
9:00	19	5	22	4	28	4	12	0	21	6	102	19
9:15	17	5	16	1	17	2	7	1	20	0	77	9
9:30	26	4	28	2	22	3	22	6	20	2	118	17
9:45	21	2	23	3	28	5	21	0	22	3	115	13
10:00	26	0	22	1	24	0	22	0	25	2	119	3
10:15	29	0	22	3	28	4	22	0	29	0	130	7
10:30	21	0	19	0	29	1	23	0	20	0	112	1
10:45	31	1	32	0	27	2	25	0	18	0	133	3
11:00	21	0	39	1	30	0	25	0	31	0	146	1
11:15	20	0	40	0	24	0	30	0	31	1	145	1
11:30	21	1	32	0	27	0	24	1	35	0	139	2
11:45	22	1	26	0	25	0	19	0	23	0	115	1
Totals	353	707	409	648	399	838	330	648	361	682	1852	3481
Day Total	1060		1057		1237		978		1043		5333	
AM Pct	33.3%		38.7%		32.3%		33.7%					

Peak Hour
 Peak Volume
 P.H.F

AECOM

7:00-8:00 AM	35	30	27	21	19	26
7:15-8:15 AM	41	36	31	31	23	32
7:30-8:30 AM	44	44	34	38	27	37
7:45-8:45 AM	37	37	49	35	30	38
8:00-9:00 AM	38	42	51	47	36	43

4:00-5:00 PM	106	102	114	101	109	106
4:15-5:15 PM	114	105	123	94	97	107
4:30-5:30 PM	105	101	133	82	83	101
4:45-5:45 PM	102	81	125	79	83	94
5:00-6:00 PM	78	79	119	69	77	84

Client: AECOM
 File Number:
 Route: L-1c
 Location:

Site Ref: L-1c
 Direction: IN

Count Date	4/25/2022		4/26/2022		4/27/2022		4/28/2022		4/29/2022		AM	PM
Count Time	AM	PM	AM	PM	AM	PM	AM	PM	AM	PM	AM	PM
0:00	0	1	0	2	0	0	0	4	0	2	0	9
0:15	0	4	0	0	0	4	0	0	0	3	0	11
0:30	0	1	0	2	0	4	0	5	0	3	0	15
0:45	0	4	0	1	0	2	0	2	0	0	0	9
1:00	0	0	0	1	0	5	0	1	0	0	0	7
1:15	0	3	0	1	0	0	0	0	0	4	0	8
1:30	0	3	0	0	0	0	0	2	0	0	0	5
1:45	0	1	0	6	0	0	0	3	0	0	0	10
2:00	0	1	0	3	0	3	0	0	0	0	0	7
2:15	0	3	0	1	0	2	0	6	0	2	0	14
2:30	0	1	0	0	0	3	0	1	0	2	0	7
2:45	0	1	0	0	0	2	0	3	0	0	0	6
3:00	0	0	0	3	0	3	0	5	0	3	0	14
3:15	0	0	0	0	0	3	0	3	0	0	0	6
3:30	0	1	0	3	0	2	0	0	0	0	0	6
3:45	0	2	0	2	0	2	0	2	0	0	0	8
4:00	0	0	0	3	0	3	0	1	0	1	0	8
4:15	0	0	0	2	0	1	0	1	0	1	0	5
4:30	0	3	0	0	0	0	0	2	0	2	0	7
4:45	0	3	0	1	0	1	0	2	0	0	0	7
5:00	0	0	0	1	0	1	0	1	0	0	0	3
5:15	0	1	0	0	0	2	0	0	0	0	0	3
5:30	0	0	0	1	0	0	0	2	0	1	0	4
5:45	0	0	0	2	0	1	1	0	0	0	1	3
6:00	1	1	0	2	1	1	0	0	1	1	3	5
6:15	1	0	1	0	0	2	1	0	0	0	3	2
6:30	1	0	1	0	2	1	1	1	0	0	5	2
6:45	3	0	4	0	2	0	0	0	0	1	9	1
7:00	1	0	1	0	0	1	0	0	2	0	4	1
7:15	0	0	3	1	3	0	4	0	1	0	11	1
7:30	1	0	2	0	3	0	1	0	4	0	11	0
7:45	0	0	1	0	1	0	0	0	0	0	2	0
8:00	1	0	1	0	2	0	3	0	1	2	8	2
8:15	1	0	5	0	0	0	1	0	1	0	8	0
8:30	2	0	1	0	1	0	0	0	3	0	7	0
8:45	0	0	8	0	0	0	1	0	4	0	13	0
9:00	1	0	2	0	0	0	1	0	3	0	7	0
9:15	1	0	1	0	3	0	3	0	4	0	12	0
9:30	4	0	4	0	3	0	1	0	2	0	14	0
9:45	1	0	5	0	2	0	2	0	4	0	14	0
10:00	2	0	0	0	1	0	4	0	0	0	7	0
10:15	2	0	0	0	2	0	5	0	1	0	10	0
10:30	1	0	2	0	6	0	1	0	0	0	10	0
10:45	3	0	1	0	0	0	3	0	2	0	9	0
11:00	1	0	2	0	1	0	0	0	1	0	5	0
11:15	4	0	2	0	1	0	1	0	1	0	9	0
11:30	2	0	2	0	4	0	3	0	2	0	13	0
11:45	5	0	1	0	0	0	2	0	1	0	9	0
Totals	39	34	50	38	38	49	39	47	38	27	204	196
Day Total	73		88		87		86		65		400	
AM Pct	53.4%		56.8%		43.7%		45.3%					

Peak Hour
 Peak Volume
 P.H.F

AECOM

7:00-8:00 AM	2	7	7	5	7	6
7:15-8:15 AM	2	7	9	8	6	6
7:30-8:30 AM	3	9	6	5	6	6
7:45-8:45 AM	4	8	4	4	5	5
8:00-9:00 AM	4	15	3	5	9	7

4:00-5:00 PM	6	6	5	6	4	5
4:15-5:15 PM	6	4	3	6	3	4
4:30-5:30 PM	7	2	4	5	2	4
4:45-5:45 PM	4	3	4	5	1	3
5:00-6:00 PM	1	4	4	3	1	3

Client: AECOM
 File Number:
 Route: L-1c
 Location:

Site Ref: L-1c
 Direction: OUT

Count Date	4/25/2022		4/26/2022		4/27/2022		4/28/2022		4/29/2022			
Count Time	AM	PM	AM	PM	AM	PM	AM	PM	AM	PM	AM	PM
0:00	0	1	0	1	0	1	0	1	0	2	0	6
0:15	0	1	0	0	0	2	0	0	0	0	0	3
0:30	0	0	0	0	0	0	0	1	0	0	0	1
0:45	0	0	0	0	0	1	0	0	0	0	0	1
1:00	0	2	0	1	0	0	0	0	0	2	0	5
1:15	0	1	0	0	0	2	0	1	0	1	0	5
1:30	0	0	0	0	0	0	0	1	0	0	0	1
1:45	0	1	0	1	0	2	0	0	0	0	0	4
2:00	0	0	0	0	0	1	0	0	0	0	0	1
2:15	0	0	0	1	0	0	0	0	0	2	0	3
2:30	0	0	0	0	0	0	0	0	0	2	0	2
2:45	0	0	0	0	0	2	0	1	0	0	0	3
3:00	0	0	0	1	0	1	0	1	0	0	0	3
3:15	0	1	0	3	0	0	0	3	0	1	0	8
3:30	0	1	0	1	0	2	0	0	0	0	0	4
3:45	0	0	0	0	0	0	0	0	0	0	0	0
4:00	0	1	0	2	0	4	0	1	0	0	0	8
4:15	0	0	0	0	0	0	0	0	0	0	0	0
4:30	0	1	0	0	0	0	0	1	0	1	0	3
4:45	0	0	0	2	0	0	0	0	0	0	0	2
5:00	0	0	0	0	0	1	0	0	0	1	0	2
5:15	0	0	0	0	0	0	0	2	0	0	0	2
5:30	0	0	0	0	0	0	0	0	0	0	0	0
5:45	0	1	0	1	0	0	0	0	0	1	0	3
6:00	0	0	0	0	0	0	0	1	0	0	0	1
6:15	0	0	1	0	0	2	1	1	0	0	2	3
6:30	0	0	0	0	0	0	0	2	0	0	0	2
6:45	0	1	1	0	0	0	0	0	0	1	1	2
7:00	0	0	0	3	0	0	0	0	0	0	0	3
7:15	1	0	1	0	0	1	0	0	0	0	2	1
7:30	0	0	0	0	0	0	0	0	0	0	0	0
7:45	0	0	0	0	0	0	0	0	0	0	0	0
8:00	0	0	0	0	1	0	0	0	0	0	1	0
8:15	1	0	0	0	0	0	0	0	1	0	2	0
8:30	0	0	2	0	0	0	0	0	0	0	2	0
8:45	0	0	1	0	0	0	0	0	0	0	1	0
9:00	0	0	0	0	1	0	0	1	1	0	2	1
9:15	1	0	0	0	1	0	1	0	0	0	3	0
9:30	1	0	2	0	0	0	2	0	0	0	5	0
9:45	0	0	2	0	1	0	1	0	1	0	5	0
10:00	0	0	0	0	3	1	2	0	0	0	5	1
10:15	0	0	0	0	0	2	1	0	0	0	1	2
10:30	0	0	2	0	1	1	0	0	0	0	3	1
10:45	0	0	0	0	1	0	0	0	1	0	2	0
11:00	0	0	0	0	0	0	0	0	1	0	1	0
11:15	0	0	2	0	0	0	0	0	1	0	3	0
11:30	1	0	0	0	0	0	0	0	2	0	3	0
11:45	0	0	1	0	1	0	2	0	0	0	4	0
Totals	5	12	15	17	10	26	10	18	8	12	48	87
Day Total	17		32		36		28		20		135	
AM Pct	29.4%		46.9%		27.8%		35.7%					

Peak Hour
 Peak Volume
 P.H.F

AECOM

7:00-8:00 AM	1	1	0	0	0	0
7:15-8:15 AM	1	1	1	0	0	1
7:30-8:30 AM	1	0	1	0	1	1
7:45-8:45 AM	1	2	1	0	1	1
8:00-9:00 AM	1	3	1	0	1	1

4:00-5:00 PM	2	4	4	2	1	3
4:15-5:15 PM	1	2	1	1	2	1
4:30-5:30 PM	1	2	1	3	2	2
4:45-5:45 PM	0	2	1	2	1	1
5:00-6:00 PM	1	1	1	2	2	1

Client: AECOM
 File Number:
 Route: L-20a
 Location:

Site Ref: L-20a
 Direction: IN

Count Date	4/25/2022		4/26/2022		4/27/2022		4/28/2022		4/29/2022		AM	PM
	AM	PM	AM	PM	AM	PM	AM	PM	AM	PM		
0:00	0	5	0	2	0	3	0	4	0	2	0	16
0:15	0	2	0	0	0	1	0	4	0	5	0	12
0:30	0	0	0	0	0	2	0	1	1	1	1	4
0:45	0	3	0	0	0	0	0	1	0	1	0	5
1:00	0	0	0	2	0	0	0	1	0	3	0	6
1:15	0	2	0	0	1	3	0	1	0	3	1	9
1:30	0	0	0	0	0	0	0	0	0	1	0	1
1:45	0	3	0	0	0	1	0	0	0	0	0	4
2:00	0	1	0	0	0	0	0	2	0	2	0	5
2:15	0	0	0	0	0	0	0	0	0	0	0	0
2:30	0	0	0	0	0	0	1	0	0	0	1	0
2:45	0	1	0	2	0	0	0	0	0	0	0	3
3:00	0	0	0	0	0	0	0	2	0	1	0	3
3:15	0	1	0	0	0	0	0	3	0	1	0	5
3:30	0	2	0	3	0	2	0	0	0	3	0	10
3:45	0	3	0	3	0	2	0	2	0	2	0	12
4:00	0	3	0	1	0	0	0	3	0	3	0	10
4:15	0	0	0	4	0	0	0	3	0	0	0	7
4:30	0	0	0	4	0	2	0	2	0	2	0	10
4:45	0	3	0	1	0	2	0	3	0	3	0	12
5:00	0	4	0	3	0	2	0	1	0	4	0	14
5:15	0	3	0	1	0	0	0	1	0	2	0	7
5:30	0	5	1	2	3	2	1	2	1	0	6	11
5:45	1	0	1	2	0	2	1	3	1	1	4	8
6:00	4	2	3	3	3	0	2	3	2	2	14	10
6:15	1	1	1	3	4	0	2	2	0	4	8	10
6:30	0	0	1	0	1	3	1	3	0	6	3	12
6:45	0	0	1	0	0	1	0	1	1	0	2	2
7:00	1	4	2	3	1	3	0	2	0	1	4	13
7:15	0	1	1	1	0	0	3	2	0	0	4	4
7:30	1	0	2	0	1	1	0	1	1	0	5	2
7:45	0	0	2	1	1	0	1	0	4	0	8	1
8:00	0	0	3	0	1	0	5	0	1	0	10	0
8:15	0	0	2	1	1	0	1	0	1	0	5	1
8:30	0	0	2	0	0	0	1	0	2	0	5	0
8:45	6	0	7	0	1	0	1	1	7	0	22	1
9:00	4	1	4	0	5	0	3	1	1	1	17	3
9:15	1	2	3	1	3	2	5	2	1	0	13	7
9:30	2	0	4	1	2	0	7	0	4	0	19	1
9:45	7	0	3	0	5	0	3	3	0	0	18	3
10:00	5	0	3	0	5	0	4	0	2	0	19	0
10:15	6	0	3	0	6	0	4	0	3	0	22	0
10:30	0	0	3	0	5	0	5	0	4	0	17	0
10:45	2	0	1	0	7	0	1	0	0	0	11	0
11:00	3	0	1	1	6	0	3	0	4	0	17	1
11:15	0	0	5	0	1	0	3	1	0	0	9	1
11:30	2	0	2	0	4	0	2	0	3	0	13	0
11:45	0	0	2	0	1	0	3	0	0	0	6	0
Totals	46	52	63	45	68	34	63	61	44	57	284	246
Day Total	98		108		102		124		101		530	
AM Pct	46.9%		58.3%		66.7%		50.8%					

Peak Hour
 Peak Volume
 P.H.F

AECOM

7:00-8:00 AM	2	7	3	4	5	4
7:15-8:15 AM	1	8	3	9	6	5
7:30-8:30 AM	1	9	4	7	7	6
7:45-8:45 AM	0	9	3	8	8	6
8:00-9:00 AM	6	14	3	8	11	8

4:00-5:00 PM	6	10	4	11	8	8
4:15-5:15 PM	7	12	6	9	9	9
4:30-5:30 PM	10	9	6	7	11	9
4:45-5:45 PM	15	7	6	7	9	9
5:00-6:00 PM	12	8	6	7	7	8

Client: AECOM
 File Number:
 Route: L-20a
 Location:

Site Ref: L-20a
 Direction: OUT

Count Date	4/25/2022		4/26/2022		4/27/2022		4/28/2022		4/29/2022			
Count Time	AM	PM	AM	PM	AM	PM	AM	PM	AM	PM	AM	PM
0:00	0	0	0	3	0	1	0	0	0	2	0	6
0:15	0	0	1	2	1	0	0	0	0	1	2	3
0:30	0	4	0	2	0	0	0	0	0	0	0	6
0:45	0	1	0	0	0	0	0	2	0	0	0	3
1:00	0	0	0	4	0	4	0	3	0	4	0	15
1:15	0	0	0	1	0	0	0	1	0	2	0	4
1:30	0	0	0	0	0	0	0	0	0	4	0	4
1:45	0	0	0	2	0	5	0	0	0	1	0	8
2:00	0	1	0	0	0	4	0	1	0	2	0	8
2:15	0	1	0	1	0	0	0	2	0	2	0	6
2:30	0	0	0	2	0	0	0	0	0	0	0	2
2:45	0	0	0	3	0	3	0	6	0	4	0	16
3:00	0	5	0	16	0	10	0	6	0	9	0	46
3:15	0	0	0	5	0	1	0	8	0	5	0	19
3:30	0	4	0	0	0	1	0	4	0	1	0	10
3:45	0	1	0	0	0	1	0	1	0	2	0	5
4:00	0	1	0	4	0	0	0	3	0	4	0	12
4:15	0	3	0	3	0	1	0	5	0	1	0	13
4:30	0	1	2	5	0	1	0	0	0	0	2	7
4:45	2	1	0	4	2	0	2	6	2	4	8	15
5:00	2	5	2	7	0	5	1	7	1	1	6	25
5:15	0	3	2	2	0	4	1	4	0	5	3	18
5:30	0	5	1	3	0	0	0	2	0	3	1	13
5:45	1	2	0	3	2	3	3	2	1	5	7	15
6:00	3	5	4	5	1	4	3	2	10	2	21	18
6:15	3	2	1	4	3	3	1	11	2	5	10	25
6:30	4	1	0	0	0	10	0	2	0	1	4	14
6:45	0	5	0	0	0	0	2	1	0	3	2	9
7:00	1	3	1	1	0	0	0	6	0	0	2	10
7:15	0	3	2	3	0	0	0	4	2	1	4	11
7:30	0	0	0	3	0	2	0	5	1	3	1	13
7:45	0	1	1	4	0	4	0	0	0	0	1	9
8:00	0	0	0	2	0	2	0	2	0	3	0	9
8:15	0	2	0	0	0	1	0	4	0	4	0	11
8:30	0	0	1	1	0	0	0	4	0	0	1	5
8:45	1	0	0	0	0	0	3	1	1	0	5	1
9:00	0	0	3	0	0	0	0	0	0	0	3	0
9:15	1	2	0	2	2	1	0	0	0	2	3	7
9:30	0	0	0	0	1	0	1	0	1	0	3	0
9:45	1	1	0	6	0	0	1	0	0	1	2	8
10:00	2	1	0	3	1	0	0	0	0	0	3	4
10:15	0	0	1	0	0	0	1	2	0	2	2	4
10:30	1	0	0	0	0	0	0	0	0	0	1	0
10:45	1	0	1	0	1	0	0	1	0	0	3	1
11:00	3	0	1	1	0	0	0	0	2	0	6	1
11:15	0	0	0	1	0	1	0	3	0	0	0	5
11:30	1	0	1	0	3	0	0	0	3	0	8	0
11:45	3	0	1	0	1	0	0	0	3	0	8	0
Totals	30	64	26	108	18	72	19	111	29	87	122	444
Day Total	94		134		90		130		116		566	
AM Pct	31.9%		19.4%		20.0%		14.6%					

Peak Hour
 Peak Volume
 P.H.F

AECOM

7:00-8:00 AM	1	4	0	0	3	2
7:15-8:15 AM	0	3	0	0	3	1
7:30-8:30 AM	0	1	0	0	1	0
7:45-8:45 AM	0	2	0	0	0	0
8:00-9:00 AM	1	1	0	3	1	1

4:00-5:00 PM	6	16	2	14	9	9
4:15-5:15 PM	10	19	7	18	6	12
4:30-5:30 PM	10	18	10	17	10	13
4:45-5:45 PM	14	16	9	19	13	14
5:00-6:00 PM	15	15	12	15	14	14

Client: AECOM
 File Number:
 Route: L-20b
 Location:

Site Ref: L-20b
 Direction: IN

Count Date	4/25/2022		4/26/2022		4/27/2022		4/28/2022		4/29/2022			
Count Time	AM	PM	AM	PM	AM	PM	AM	PM	AM	PM	AM	PM
0:00	0	9	0	7	0	8	0	8	0	2	0	34
0:15	0	11	0	3	0	13	0	11	0	12	0	50
0:30	0	5	0	12	1	8	0	6	0	8	1	39
0:45	0	7	0	11	0	7	0	9	0	12	0	46
1:00	2	16	1	10	1	6	1	6	1	7	6	45
1:15	0	6	0	7	0	12	0	5	0	9	0	39
1:30	0	3	0	6	0	10	0	5	0	6	0	30
1:45	0	4	0	7	0	3	0	4	0	9	0	27
2:00	0	1	1	12	0	3	0	7	0	14	1	37
2:15	0	5	0	9	0	7	0	5	0	5	0	31
2:30	0	7	0	9	0	10	0	8	0	9	0	43
2:45	1	5	0	5	0	6	0	9	0	10	1	35
3:00	0	10	0	5	0	8	0	6	0	4	0	33
3:15	1	5	1	6	2	2	2	3	2	6	8	22
3:30	1	5	1	18	2	7	1	8	0	4	5	42
3:45	1	9	1	4	3	10	3	4	1	3	9	30
4:00	1	5	1	11	0	8	1	5	1	3	4	32
4:15	2	7	2	7	2	4	1	6	1	2	8	26
4:30	2	3	3	4	2	5	6	8	3	9	16	29
4:45	7	7	4	6	2	8	2	15	5	5	20	41
5:00	3	1	4	2	3	4	2	12	2	2	14	21
5:15	10	1	5	4	8	2	4	7	9	4	36	18
5:30	11	5	9	4	8	3	15	4	6	5	49	21
5:45	26	3	21	3	14	12	18	6	16	6	95	30
6:00	34	5	27	8	26	6	18	5	24	8	129	32
6:15	55	8	42	9	35	14	37	9	32	4	201	44
6:30	49	10	31	6	33	6	32	5	32	8	177	35
6:45	36	4	33	9	29	7	33	5	28	6	159	31
7:00	17	8	29	5	31	4	19	7	20	10	116	34
7:15	17	1	25	4	21	0	27	2	22	2	112	9
7:30	32	2	30	0	25	5	36	1	36	2	159	10
7:45	27	2	37	1	30	3	21	3	28	1	143	10
8:00	21	1	33	6	22	5	30	3	23	3	129	18
8:15	34	3	35	7	32	3	37	3	25	4	163	20
8:30	33	0	29	1	34	4	20	0	30	1	146	6
8:45	39	2	37	0	32	0	47	1	29	0	184	3
9:00	33	2	30	3	35	4	32	2	27	2	157	13
9:15	24	3	21	0	26	0	22	2	26	1	119	6
9:30	35	0	35	0	34	0	39	0	26	4	169	4
9:45	31	1	31	1	40	0	27	0	32	0	161	2
10:00	21	0	28	7	17	0	27	1	17	4	110	12
10:15	16	1	20	2	22	1	11	1	18	1	87	6
10:30	20	1	20	2	21	1	17	1	19	1	97	6
10:45	9	0	12	1	11	0	8	0	12	1	52	2
11:00	4	0	13	0	10	1	11	0	13	1	51	2
11:15	6	0	4	0	5	0	7	0	11	0	33	0
11:30	9	0	11	0	10	0	11	0	6	0	47	0
11:45	10	0	5	1	11	0	6	0	12	0	44	1
Totals	680	194	672	245	640	230	631	218	595	221	3218	1107
Day Total	874		917		870		849		816		4325	
AM Pct	77.8%		73.3%		73.6%		74.3%					

Peak Hour
 Peak Volume
 P.H.F

AECOM

7:00-8:00 AM	93	121	107	103	106	106
7:15-8:15 AM	97	125	98	114	109	109
7:30-8:30 AM	114	135	109	124	112	119
7:45-8:45 AM	115	134	118	108	106	116
8:00-9:00 AM	127	134	120	134	107	124

4:00-5:00 PM	22	28	25	34	19	26
4:15-5:15 PM	18	19	21	41	18	23
4:30-5:30 PM	12	16	19	42	20	22
4:45-5:45 PM	14	16	17	38	16	20
5:00-6:00 PM	10	13	21	29	17	18

Client: AECOM
 File Number:
 Route: L-20b
 Location:

Site Ref: L-20b
 Direction: OUT

Count Date	4/25/2022		4/26/2022		4/27/2022		4/28/2022		4/29/2022			
Count Time	AM	PM	AM	PM	AM	PM	AM	PM	AM	PM	AM	PM
0:00	0	2	0	5	0	9	1	9	0	2	1	27
0:15	0	17	0	18	0	8	1	14	1	8	2	65
0:30	0	10	1	9	1	6	1	3	0	15	3	43
0:45	0	16	0	11	2	8	0	16	0	14	2	65
1:00	0	19	0	16	1	16	0	11	0	10	1	72
1:15	0	7	3	23	2	24	3	15	1	19	9	88
1:30	0	12	0	15	0	8	0	11	3	17	3	63
1:45	1	12	1	14	0	13	1	8	0	13	3	60
2:00	0	11	0	17	2	5	0	15	1	22	3	70
2:15	0	18	0	14	1	20	1	12	1	10	3	74
2:30	0	21	0	18	0	25	0	26	0	18	0	108
2:45	0	15	0	25	0	38	1	19	0	23	1	120
3:00	0	48	0	24	0	37	0	39	0	21	0	169
3:15	0	38	1	53	0	32	0	39	0	33	1	195
3:30	0	40	0	38	0	49	0	42	0	55	0	224
3:45	0	31	0	26	0	21	0	30	0	67	0	175
4:00	0	30	0	48	0	43	0	48	0	33	0	202
4:15	0	36	0	44	0	40	0	36	0	36	0	192
4:30	0	59	0	47	0	37	0	48	0	28	0	219
4:45	0	40	1	57	0	45	0	45	0	52	1	239
5:00	0	56	0	43	1	66	0	53	2	36	3	254
5:15	0	55	0	54	1	41	0	42	0	47	1	239
5:30	7	43	4	41	3	39	2	44	4	39	20	206
5:45	0	43	1	30	1	41	0	29	0	35	2	178
6:00	1	31	3	41	5	38	4	34	3	29	16	173
6:15	10	30	14	28	9	31	12	43	15	26	60	158
6:30	2	30	3	38	3	35	7	21	3	31	18	155
6:45	9	19	2	19	4	22	2	13	5	26	22	99
7:00	3	32	3	20	6	20	7	27	4	17	23	116
7:15	0	24	3	20	4	31	2	21	3	22	12	118
7:30	5	12	1	19	5	16	3	16	1	19	15	82
7:45	2	10	1	16	3	10	2	12	4	13	12	61
8:00	4	10	4	15	0	15	1	18	1	13	10	71
8:15	3	9	0	6	2	7	2	10	2	5	9	37
8:30	4	1	3	3	2	14	0	9	0	3	9	30
8:45	2	8	6	8	6	11	3	4	2	5	19	36
9:00	9	2	1	5	5	3	3	4	3	1	21	15
9:15	12	6	6	4	6	5	2	5	3	1	29	21
9:30	8	4	3	2	4	6	1	2	1	13	17	27
9:45	5	3	0	2	6	7	8	4	8	1	27	17
10:00	24	3	5	6	11	3	9	5	3	4	52	21
10:15	15	0	0	5	8	2	2	4	4	2	29	13
10:30	13	0	10	2	11	0	1	2	8	5	43	9
10:45	6	0	3	0	7	2	4	1	4	1	24	4
11:00	4	0	4	0	6	7	5	6	3	1	22	14
11:15	3	2	8	5	3	1	10	1	2	1	26	10
11:30	9	0	8	0	9	2	11	0	4	1	41	3
11:45	5	3	9	3	9	1	6	1	8	2	37	10
Totals	166	918	112	957	149	960	118	917	107	902	652	4647
Day Total	1084		1069		1109		1035		1009		5299	
AM Pct	15.3%		10.5%		13.4%		11.4%					

Peak Hour
 Peak Volume
 P.H.F

AECOM

7:00-8:00 AM	10	8	18	14	12	12
7:15-8:15 AM	11	9	12	8	9	10
7:30-8:30 AM	14	6	10	8	8	9
7:45-8:45 AM	13	8	7	5	7	8
8:00-9:00 AM	13	13	10	6	5	9

4:00-5:00 PM	165	196	165	177	149	170
4:15-5:15 PM	191	191	188	182	152	181
4:30-5:30 PM	210	201	189	188	163	190
4:45-5:45 PM	194	195	191	184	174	188
5:00-6:00 PM	197	168	187	168	157	175

Client: AECOM
 File Number:
 Route: L-2a
 Location:

Site Ref: L-2a
 Direction: IN

Count Date	4/25/2022		4/26/2022		4/27/2022		4/28/2022		4/29/2022		AM	PM
Count Time	AM	PM	AM	PM	AM	PM	AM	PM	AM	PM	AM	PM
0:00	0	9	0	12	0	20	0	8	0	2	0	51
0:15	0	10	0	8	0	11	2	9	0	20	2	58
0:30	0	11	0	13	0	6	0	8	0	9	0	47
0:45	0	13	0	9	0	12	0	18	1	31	1	83
1:00	0	9	0	16	1	16	0	17	2	11	3	69
1:15	0	6	0	14	1	7	0	8	1	18	2	53
1:30	1	12	0	3	0	8	0	4	0	12	1	39
1:45	0	4	0	9	1	8	0	6	0	7	1	34
2:00	0	10	1	1	1	9	2	4	0	11	4	35
2:15	0	8	0	4	0	6	0	5	0	14	0	37
2:30	0	7	0	3	1	7	0	9	1	5	2	31
2:45	3	4	2	6	1	12	1	4	0	1	7	27
3:00	2	2	0	4	0	9	0	3	0	2	2	20
3:15	0	6	2	4	0	8	0	2	2	5	4	25
3:30	4	3	2	1	5	4	3	3	2	5	16	16
3:45	4	10	2	7	0	7	0	6	1	7	7	37
4:00	3	10	1	8	2	6	2	4	1	7	9	35
4:15	3	14	2	7	5	9	2	6	1	8	13	44
4:30	16	8	6	5	4	5	5	6	2	3	33	27
4:45	17	6	11	5	10	4	9	7	15	6	62	28
5:00	9	4	9	5	5	3	4	5	4	5	31	22
5:15	26	3	13	2	12	4	16	2	11	3	78	14
5:30	34	0	15	5	22	4	18	3	13	4	102	16
5:45	38	5	31	0	32	3	24	2	27	3	152	13
6:00	38	1	18	1	27	2	23	3	21	3	127	10
6:15	58	5	48	1	38	2	37	7	30	2	211	17
6:30	108	1	48	2	54	4	41	2	39	3	290	12
6:45	128	2	61	1	44	1	63	6	44	6	340	16
7:00	38	1	30	1	38	2	32	0	24	1	162	5
7:15	60	1	47	0	62	0	40	1	38	3	247	5
7:30	42	1	39	2	49	0	45	3	58	2	233	8
7:45	51	0	49	1	39	0	47	3	54	1	240	5
8:00	26	1	45	2	42	3	30	0	35	2	178	8
8:15	28	1	40	3	52	1	40	4	37	5	197	14
8:30	40	1	33	2	46	0	48	1	27	1	194	5
8:45	32	0	42	2	54	0	50	3	36	4	214	9
9:00	22	1	25	0	31	3	26	0	29	0	133	4
9:15	22	0	22	0	26	0	40	1	19	1	129	2
9:30	22	0	24	1	19	3	21	0	12	2	98	6
9:45	17	1	20	2	26	1	8	1	17	0	88	5
10:00	15	1	20	0	35	0	14	1	10	2	94	4
10:15	7	0	26	2	18	1	18	3	14	2	83	8
10:30	14	0	19	1	16	1	12	3	15	2	76	7
10:45	6	0	20	2	28	0	20	2	18	2	92	6
11:00	13	0	22	2	17	0	10	0	19	1	81	3
11:15	12	1	11	0	19	0	15	1	17	0	74	2
11:30	15	0	18	1	16	0	8	0	8	2	65	3
11:45	7	0	20	0	21	0	12	0	6	1	66	1
Totals	981	193	844	180	920	212	788	194	711	259	4244	1026
Day Total	1174		1024		1132		982		970		5270	
AM Pct	83.6%		82.4%		81.3%		80.2%					

Peak Hour
 Peak Volume
 P.H.F

AECOM

7:00-8:00 AM	191	165	188	164	174	176
7:15-8:15 AM	179	180	192	162	185	180
7:30-8:30 AM	147	173	182	162	184	170
7:45-8:45 AM	145	167	179	165	153	162
8:00-9:00 AM	126	160	194	168	135	157

4:00-5:00 PM	38	25	24	23	24	27
4:15-5:15 PM	32	22	21	24	22	24
4:30-5:30 PM	21	17	16	20	17	18
4:45-5:45 PM	13	17	15	17	18	16
5:00-6:00 PM	12	12	14	12	15	13

Client: AECOM
 File Number:
 Route: L-2a
 Location:

Site Ref: L-2a
 Direction: OUT

Count Date	4/25/2022		4/26/2022		4/27/2022		4/28/2022		4/29/2022			
Count Time	AM	PM	AM	PM	AM	PM	AM	PM	AM	PM	AM	PM
0:00	0	19	0	13	0	18	0	9	0	2	0	61
0:15	0	14	0	13	1	21	0	13	0	10	1	71
0:30	0	16	0	16	0	17	0	7	0	9	0	65
0:45	0	14	1	12	0	19	0	14	1	14	2	73
1:00	0	14	0	24	0	27	1	18	0	16	1	99
1:15	0	16	0	26	2	36	0	14	3	15	5	107
1:30	0	18	0	29	0	33	0	23	0	32	0	135
1:45	0	14	0	12	1	26	0	11	0	23	1	86
2:00	0	33	1	27	1	26	2	28	1	18	5	132
2:15	0	15	0	23	1	15	1	19	1	21	3	93
2:30	0	41	0	28	0	34	0	22	0	37	0	162
2:45	2	16	0	11	1	28	0	26	1	25	4	106
3:00	0	25	2	19	0	38	1	29	0	21	3	132
3:15	1	30	2	24	0	39	0	29	1	19	4	141
3:30	0	47	0	46	0	44	0	42	0	47	0	226
3:45	0	36	0	36	1	55	0	30	0	43	1	200
4:00	0	53	0	56	1	35	0	38	0	33	1	215
4:15	0	31	0	33	0	29	0	25	0	41	0	159
4:30	0	40	1	59	1	46	0	45	0	37	2	227
4:45	2	41	1	48	0	49	0	36	0	39	3	213
5:00	1	49	0	59	0	51	1	37	1	43	3	239
5:15	0	50	1	53	3	44	0	46	0	42	4	235
5:30	3	38	1	31	0	39	3	34	0	31	7	173
5:45	0	43	1	23	1	44	1	37	2	20	5	167
6:00	3	28	3	27	2	27	4	32	1	22	13	136
6:15	5	22	7	17	0	16	5	26	2	21	19	102
6:30	2	6	1	15	2	17	1	26	3	12	9	76
6:45	1	12	6	13	1	12	6	20	0	11	14	68
7:00	4	8	6	16	0	4	1	11	2	14	13	53
7:15	2	12	5	17	16	15	3	14	10	12	36	70
7:30	6	12	6	21	5	14	4	12	0	13	21	72
7:45	12	4	6	8	6	11	6	2	9	9	39	34
8:00	5	5	2	4	3	1	4	17	6	6	20	33
8:15	9	3	3	4	6	5	3	6	3	11	24	29
8:30	17	6	5	3	4	1	5	3	4	4	35	17
8:45	9	5	2	4	10	2	4	5	5	5	30	21
9:00	20	3	11	6	8	2	5	4	9	0	53	15
9:15	30	2	9	2	11	2	9	3	9	2	68	11
9:30	22	4	3	4	8	2	19	1	5	2	57	13
9:45	29	2	8	2	7	0	6	0	9	1	59	5
10:00	21	2	8	1	11	0	4	1	6	3	50	7
10:15	26	1	9	2	9	2	7	1	7	3	58	9
10:30	16	2	3	1	8	1	5	2	9	4	41	10
10:45	19	0	11	1	14	0	7	0	12	3	63	4
11:00	26	0	9	1	15	0	11	4	9	1	70	6
11:15	15	1	10	1	8	0	7	2	9	1	49	5
11:30	14	1	11	1	19	0	9	0	9	2	62	4
11:45	13	0	12	0	12	0	13	0	19	0	69	0
Totals	335	854	167	892	199	947	158	824	168	817	1027	4317
Day Total	1189		1059		1146		982		985		5344	
AM Pct	28.2%		15.8%		17.4%		16.1%					

Peak Hour
 Peak Volume
 P.H.F

AECOM

7:00-8:00 AM	24	23	27	14	21	22
7:15-8:15 AM	25	19	30	17	25	23
7:30-8:30 AM	32	17	20	17	18	21
7:45-8:45 AM	43	16	19	18	22	24
8:00-9:00 AM	40	12	23	16	18	22

4:00-5:00 PM	165	196	159	144	150	163
4:15-5:15 PM	161	199	175	143	160	168
4:30-5:30 PM	180	219	190	164	161	183
4:45-5:45 PM	178	191	183	153	155	172
5:00-6:00 PM	180	166	178	154	136	163

Client: AECOM
 File Number:
 Route: L-3b
 Location:

Site Ref: L-3b
 Direction: IN

Count Date	4/25/2022		4/26/2022		4/27/2022		4/28/2022		4/29/2022			
Count Time	AM	PM	AM	PM	AM	PM	AM	PM	AM	PM	AM	PM
0:00	0	1	0	8	0	4	0	3	0	2	0	18
0:15	0	2	1	4	0	6	0	3	0	4	1	19
0:30	0	1	0	4	0	5	0	1	0	2	0	13
0:45	0	3	1	5	0	3	0	4	0	4	1	19
1:00	0	4	2	2	2	3	0	4	0	1	4	14
1:15	0	8	0	2	1	3	1	3	1	4	3	20
1:30	1	6	1	3	1	10	1	3	0	3	4	25
1:45	0	2	0	9	0	7	0	8	0	8	0	34
2:00	0	5	1	0	0	1	0	5	0	3	1	14
2:15	0	4	0	5	0	6	0	9	0	10	0	34
2:30	0	4	0	4	0	2	0	4	0	3	0	17
2:45	0	3	0	4	1	5	0	3	0	1	1	16
3:00	0	3	0	5	0	7	2	4	0	2	2	21
3:15	1	7	2	6	1	7	0	5	4	3	8	28
3:30	1	3	1	2	2	5	2	7	0	0	6	17
3:45	4	3	1	5	1	4	1	2	1	6	8	20
4:00	0	1	2	5	1	11	1	4	0	3	4	24
4:15	5	1	1	7	2	1	0	1	0	3	8	13
4:30	7	7	4	2	5	4	3	3	2	6	21	22
4:45	14	6	7	5	8	3	8	4	9	3	46	21
5:00	4	4	1	5	2	8	6	9	8	9	21	35
5:15	11	6	6	6	6	9	6	5	2	4	31	30
5:30	8	5	4	4	4	8	0	3	6	5	22	25
5:45	13	7	7	1	5	7	7	2	7	4	39	21
6:00	26	2	12	3	8	3	10	3	4	2	60	13
6:15	31	6	18	7	20	6	12	6	23	5	104	30
6:30	32	6	25	10	16	4	16	6	18	8	107	34
6:45	14	1	17	8	14	4	11	5	10	4	66	22
7:00	3	4	10	1	8	5	7	2	8	3	36	15
7:15	13	4	9	4	6	2	10	2	11	0	49	12
7:30	4	5	9	1	3	0	7	1	3	1	26	8
7:45	2	0	6	1	5	0	6	2	3	1	22	4
8:00	4	1	1	1	1	1	2	1	0	1	8	5
8:15	5	0	4	1	3	0	2	0	3	3	17	4
8:30	0	1	3	0	6	1	8	1	9	2	26	5
8:45	5	1	6	4	7	1	9	3	8	2	35	11
9:00	3	2	3	0	4	1	3	0	6	1	19	4
9:15	5	1	7	1	4	2	4	0	6	0	26	4
9:30	8	3	5	3	7	1	6	0	4	0	30	7
9:45	5	1	8	2	5	0	4	2	3	2	25	7
10:00	4	0	6	0	3	2	0	0	2	0	15	2
10:15	6	2	6	0	4	2	6	0	5	3	27	7
10:30	2	0	3	1	4	0	4	1	3	0	16	2
10:45	3	0	5	3	6	0	3	0	6	1	23	4
11:00	3	0	6	0	4	1	2	0	5	0	20	1
11:15	7	0	5	0	3	0	5	1	6	0	26	1
11:30	3	1	6	0	4	0	2	0	3	0	18	1
11:45	3	0	5	0	6	0	8	0	2	1	24	1
Totals	260	137	227	154	193	165	185	135	191	134	1056	724
Day Total	397		381		358		320		325		1780	
AM Pct	65.5%		59.6%		53.9%		57.8%					

Peak Hour
 Peak Volume
 P.H.F

AECOM

7:00-8:00 AM	22	34	22	30	25	27
7:15-8:15 AM	23	25	15	25	17	21
7:30-8:30 AM	15	20	12	17	9	15
7:45-8:45 AM	11	14	15	18	15	15
8:00-9:00 AM	14	14	17	21	20	17

4:00-5:00 PM	15	19	19	12	15	16
4:15-5:15 PM	18	19	16	17	21	18
4:30-5:30 PM	23	18	24	21	22	22
4:45-5:45 PM	21	20	28	21	21	22
5:00-6:00 PM	22	16	32	19	22	22

Client: AECOM
 File Number:
 Route: L-3b
 Location:

Site Ref: L-3b
 Direction: OUT

Count Date	4/25/2022		4/26/2022		4/27/2022		4/28/2022		4/29/2022		AM	PM
Count Time	AM	PM	AM	PM	AM	PM	AM	PM	AM	PM	AM	PM
0:00	5	7	0	9	0	7	0	12	0	2	5	37
0:15	0	4	2	3	0	10	1	9	0	2	3	28
0:30	0	2	0	7	0	11	1	3	0	5	1	28
0:45	0	11	1	9	0	7	0	2	0	8	1	37
1:00	0	6	1	6	1	5	0	4	0	3	2	24
1:15	0	7	0	3	0	9	0	5	0	9	0	33
1:30	0	12	3	11	0	15	0	9	0	5	3	52
1:45	0	6	1	8	1	11	0	5	0	11	2	41
2:00	0	3	3	10	0	7	4	8	3	7	10	35
2:15	0	5	1	6	0	2	1	8	0	9	2	30
2:30	0	12	0	12	1	9	0	9	0	3	1	45
2:45	0	6	0	11	0	9	0	9	0	2	0	37
3:00	1	4	0	14	2	15	0	19	0	5	3	57
3:15	0	8	3	12	0	9	0	12	1	7	4	48
3:30	0	18	1	11	0	9	0	16	0	14	1	68
3:45	1	10	0	5	2	8	0	6	2	10	5	39
4:00	0	9	1	12	0	17	0	13	0	3	1	54
4:15	0	4	0	3	0	2	1	10	0	9	1	28
4:30	0	11	1	7	0	11	0	11	2	5	3	45
4:45	0	7	0	7	1	2	2	1	0	5	3	22
5:00	0	7	0	9	1	11	0	13	0	10	1	50
5:15	1	13	2	11	2	13	2	2	1	9	8	48
5:30	1	5	2	7	1	7	1	9	1	11	6	39
5:45	1	8	5	9	1	3	1	10	3	3	11	33
6:00	6	4	1	9	2	7	4	12	2	14	15	46
6:15	2	3	1	3	2	5	1	8	2	7	8	26
6:30	22	5	1	4	0	4	1	6	2	7	26	26
6:45	16	5	5	4	4	5	5	1	3	4	33	19
7:00	6	2	3	9	3	6	4	11	2	7	18	35
7:15	11	18	7	7	4	13	0	1	2	7	24	46
7:30	7	12	8	7	4	11	8	6	6	6	33	42
7:45	6	1	6	7	3	3	2	10	2	2	19	23
8:00	6	8	4	3	0	4	3	8	4	4	17	27
8:15	5	5	2	8	2	3	2	5	2	8	13	29
8:30	7	5	5	2	2	1	1	0	7	3	22	11
8:45	4	2	4	3	6	1	0	3	4	2	18	11
9:00	8	2	6	2	1	1	4	4	4	6	23	15
9:15	2	0	10	3	2	3	3	0	5	3	22	9
9:30	9	3	4	6	5	3	6	2	9	0	33	14
9:45	3	3	8	4	7	2	7	1	1	0	26	10
10:00	7	5	7	6	7	4	2	2	2	2	25	19
10:15	9	1	4	1	5	4	4	3	6	3	28	12
10:30	10	2	3	3	6	4	7	2	1	5	27	16
10:45	7	1	12	2	6	0	3	2	3	1	31	6
11:00	5	1	8	4	8	2	7	2	4	3	32	12
11:15	6	0	3	0	6	1	8	2	8	1	31	4
11:30	4	0	8	1	4	0	4	3	5	1	25	5
11:45	4	0	4	0	7	1	1	0	4	0	20	1
Totals	182	273	151	300	109	297	101	299	103	256	646	1422
Day Total	455		451		406		400		359		2068	
AM Pct	40.0%		33.5%		26.8%		25.3%					

Peak Hour
 Peak Volume
 P.H.F

AECOM

7:00-8:00 AM	30	24	14	14	12	19
7:15-8:15 AM	30	25	11	13	14	19
7:30-8:30 AM	24	20	9	15	14	16
7:45-8:45 AM	24	17	7	8	15	14
8:00-9:00 AM	22	15	10	6	17	14

4:00-5:00 PM	31	29	32	35	22	30
4:15-5:15 PM	29	26	26	35	29	29
4:30-5:30 PM	38	34	37	27	29	33
4:45-5:45 PM	32	34	33	25	35	32
5:00-6:00 PM	33	36	34	34	33	34

Client: AECOM
 File Number:
 Route: L-9a
 Location:

Site Ref: L-9a
 Direction: IN

Count Date	4/25/2022		4/26/2022		4/27/2022		4/28/2022		4/29/2022			
	AM	PM	AM	PM	AM	PM	AM	PM	AM	PM	AM	PM
0:00	0	0	0	0	0	1	0	1	0	2	0	4
0:15	0	0	0	1	0	0	0	0	0	3	0	4
0:30	0	2	0	1	0	0	0	0	0	0	0	3
0:45	0	0	0	1	0	1	0	0	0	0	0	2
1:00	0	1	0	2	0	0	0	2	0	0	0	5
1:15	0	0	0	1	0	1	0	1	0	2	0	5
1:30	0	2	0	0	0	2	0	0	0	0	0	4
1:45	0	0	0	2	0	0	0	0	0	2	0	4
2:00	0	1	0	0	0	0	0	1	0	0	0	2
2:15	0	0	0	0	0	1	0	1	0	0	0	2
2:30	0	2	0	0	0	0	0	0	0	0	0	2
2:45	0	0	0	0	0	1	0	0	0	0	0	1
3:00	0	2	0	3	0	1	0	3	0	1	0	10
3:15	0	1	0	0	0	1	0	0	1	1	1	3
3:30	0	0	0	0	0	0	0	0	0	0	0	0
3:45	0	1	2	1	1	0	0	2	1	1	4	5
4:00	0	3	1	1	1	0	0	1	1	1	3	6
4:15	0	1	0	2	2	1	0	0	1	0	3	4
4:30	1	0	1	0	0	2	0	0	0	1	2	3
4:45	0	0	1	0	1	0	0	0	0	0	2	0
5:00	0	0	1	0	0	1	0	0	0	0	1	1
5:15	0	0	0	0	1	0	0	2	0	0	1	2
5:30	0	0	1	1	1	0	0	0	1	1	3	2
5:45	0	0	0	0	1	0	0	0	1	0	2	0
6:00	0	0	1	0	0	0	0	1	0	0	1	1
6:15	0	1	0	0	0	0	0	0	2	0	2	1
6:30	0	0	0	0	0	0	0	1	0	0	0	1
6:45	0	0	0	0	1	1	0	0	0	0	1	1
7:00	0	0	0	0	0	0	0	0	1	0	1	0
7:15	0	0	0	0	1	0	0	0	1	0	2	0
7:30	0	1	2	0	0	0	0	0	0	1	2	2
7:45	0	0	3	0	0	0	0	0	2	0	5	0
8:00	0	0	2	0	0	0	0	0	0	0	2	0
8:15	0	0	1	0	1	0	1	0	0	2	3	2
8:30	0	3	1	4	1	2	3	2	1	3	6	14
8:45	0	1	2	1	0	2	0	1	0	2	2	7
9:00	0	1	1	1	1	1	0	1	1	2	3	6
9:15	0	0	0	0	0	1	1	1	1	2	2	4
9:30	0	2	2	1	0	1	0	1	0	2	2	7
9:45	0	2	1	2	1	0	0	1	1	0	3	5
10:00	1	1	3	0	1	0	1	2	0	2	6	5
10:15	0	0	3	0	3	0	3	0	4	0	13	0
10:30	3	0	4	0	3	0	3	0	3	0	16	0
10:45	2	0	2	0	2	0	1	0	2	0	9	0
11:00	0	0	1	0	0	0	0	0	0	0	1	0
11:15	1	0	1	0	1	0	1	0	0	0	4	0
11:30	1	0	0	0	1	0	1	0	1	0	4	0
11:45	1	0	0	0	0	0	0	1	1	1	2	2
Totals	10	28	37	25	25	21	15	26	27	31	114	132
Day Total	38		62		46		41		58		246	
AM Pct	26.3%		59.7%		54.3%		36.6%					

Peak Hour
 Peak Volume
 P.H.F

AECOM

7:00-8:00 AM	0	5	1	0	4	2
7:15-8:15 AM	0	7	1	0	3	2
7:30-8:30 AM	0	8	1	1	2	2
7:45-8:45 AM	0	7	2	4	3	3
8:00-9:00 AM	0	6	2	4	1	3

4:00-5:00 PM	4	3	3	1	2	3
4:15-5:15 PM	1	2	4	0	1	2
4:30-5:30 PM	0	0	3	2	1	1
4:45-5:45 PM	0	1	1	2	1	1
5:00-6:00 PM	0	1	1	2	1	1

Client: AECOM
 File Number:
 Route: L-9a
 Location:

Site Ref: L-9a
 Direction: OUT

Count Date	4/25/2022		4/26/2022		4/27/2022		4/28/2022		4/29/2022		AM	PM
Count Time	AM	PM	AM	PM	AM	PM	AM	PM	AM	PM	AM	PM
0:00	0	0	0	1	0	0	0	1	1	2	1	4
0:15	0	0	0	0	0	0	0	0	0	3	0	3
0:30	0	1	0	1	0	2	0	1	0	0	0	5
0:45	0	2	0	2	0	1	0	1	0	0	0	6
1:00	0	0	0	0	0	0	0	2	0	0	0	2
1:15	0	1	0	0	0	0	0	1	0	0	0	2
1:30	0	2	0	2	0	1	0	2	0	0	0	7
1:45	0	1	0	2	0	1	0	1	0	4	0	9
2:00	0	3	0	2	0	3	0	1	0	2	0	11
2:15	0	2	0	2	0	2	0	1	0	0	0	7
2:30	0	1	0	1	0	2	0	1	0	0	0	5
2:45	0	1	0	0	0	1	0	0	0	0	0	2
3:00	0	0	0	0	0	0	0	1	0	0	0	1
3:15	0	0	0	0	0	0	0	0	0	0	0	0
3:30	0	0	0	0	0	0	0	0	0	1	0	1
3:45	0	1	0	0	0	0	0	0	1	1	1	2
4:00	1	0	1	1	0	0	0	0	0	0	2	1
4:15	0	0	0	1	0	0	0	0	0	0	0	1
4:30	0	2	1	0	2	0	0	0	0	0	3	2
4:45	1	0	3	1	4	1	2	0	4	1	14	3
5:00	0	1	4	1	0	0	0	1	0	1	4	4
5:15	0	1	0	0	0	0	1	1	0	0	1	2
5:30	0	0	0	2	0	1	0	1	0	1	0	5
5:45	0	0	1	0	0	1	1	3	2	1	4	5
6:00	0	2	1	1	1	0	0	2	2	1	4	6
6:15	0	1	1	1	1	2	1	0	2	0	5	4
6:30	0	1	0	0	0	0	0	0	0	0	0	1
6:45	0	0	0	0	1	0	1	1	0	0	2	1
7:00	0	0	1	0	0	1	1	0	2	0	4	1
7:15	0	0	0	0	0	0	0	0	1	0	1	0
7:30	0	1	0	0	1	0	0	0	0	0	1	1
7:45	1	0	3	0	0	0	0	0	0	0	4	0
8:00	0	0	0	0	0	1	0	0	1	0	1	1
8:15	1	0	2	0	0	1	0	0	0	1	3	2
8:30	0	0	2	1	1	0	1	0	2	1	6	2
8:45	0	0	2	1	2	0	3	0	2	0	9	1
9:00	0	1	1	0	0	1	0	0	0	1	1	3
9:15	0	0	0	0	1	0	0	1	2	2	3	3
9:30	0	0	1	0	0	0	1	1	0	1	2	2
9:45	1	1	1	1	0	1	0	1	0	2	2	6
10:00	2	0	3	0	0	0	0	2	0	0	5	2
10:15	2	1	1	0	1	0	0	0	1	1	5	2
10:30	3	0	1	0	2	2	1	0	1	0	8	2
10:45	1	0	2	1	3	0	0	0	0	1	6	2
11:00	0	1	0	0	2	0	1	0	1	1	4	2
11:15	0	0	0	0	0	0	0	0	1	0	1	0
11:30	4	0	1	0	2	0	1	0	0	0	8	0
11:45	0	1	1	0	0	0	1	1	3	0	5	2
Totals	17	29	34	25	24	25	16	28	29	28	120	136
Day Total	46		59		49		44		57		256	
AM Pct	37.0%		57.6%		49.0%		36.4%					

Peak Hour
 Peak Volume
 P.H.F

AECOM

7:00-8:00 AM	1	4	1	1	3	2
7:15-8:15 AM	1	3	1	0	2	1
7:30-8:30 AM	2	5	1	0	1	2
7:45-8:45 AM	2	7	1	1	3	3
8:00-9:00 AM	1	6	3	4	5	4

4:00-5:00 PM	2	3	1	0	1	1
4:15-5:15 PM	3	3	1	1	2	2
4:30-5:30 PM	4	2	1	2	2	2
4:45-5:45 PM	2	4	2	3	3	3
5:00-6:00 PM	2	3	2	6	3	3

Client: AECOM
 File Number:
 Route: PS-1a
 Location:

Site Ref: PS-1a
 Direction: IN

Count Date	4/25/2022		4/26/2022		4/27/2022		4/28/2022		4/29/2022		AM	PM
Count Time	AM	PM	AM	PM	AM	PM	AM	PM	AM	PM	AM	PM
0:00	4	6	2	5	1	8	2	4	2	2	11	25
0:15	0	12	1	5	1	5	1	11	3	8	6	41
0:30	4	15	0	9	3	6	3	11	2	3	12	44
0:45	1	8	2	15	3	9	1	7	0	3	7	42
1:00	0	5	11	9	9	3	11	15	10	8	41	40
1:15	1	6	2	9	3	6	5	7	3	9	14	37
1:30	0	5	1	16	3	7	3	11	6	8	13	47
1:45	1	3	1	8	1	6	1	8	5	4	9	29
2:00	0	4	5	10	3	7	3	12	1	4	12	37
2:15	0	11	1	3	1	9	1	7	0	10	3	40
2:30	0	10	1	10	0	8	1	8	1	11	3	47
2:45	0	4	3	13	0	11	0	12	0	4	3	44
3:00	2	12	1	13	1	16	0	10	1	9	5	60
3:15	0	15	0	17	0	7	0	16	0	9	0	64
3:30	0	24	0	23	0	28	0	18	1	18	1	111
3:45	0	13	1	9	1	11	0	10	1	9	3	52
4:00	1	16	0	7	2	10	0	17	2	13	5	63
4:15	0	12	0	19	0	15	0	12	1	13	1	71
4:30	3	17	5	17	6	14	4	10	4	15	22	73
4:45	0	13	2	15	4	17	4	16	2	14	12	75
5:00	2	7	0	12	1	11	0	26	0	15	3	71
5:15	2	19	1	13	1	20	0	17	1	14	5	83
5:30	0	16	0	12	0	10	0	15	0	19	0	72
5:45	5	19	1	11	2	13	0	10	0	10	8	63
6:00	2	4	1	11	3	14	4	13	3	9	13	51
6:15	0	9	6	10	2	11	3	6	1	9	12	45
6:30	7	9	7	7	5	10	4	6	2	14	25	46
6:45	5	7	5	17	7	17	3	9	4	11	24	61
7:00	26	13	22	6	21	8	12	13	13	13	94	53
7:15	9	7	8	7	8	9	7	13	11	8	43	44
7:30	8	5	11	10	2	12	14	10	14	10	49	47
7:45	7	3	5	7	7	9	1	3	8	3	28	25
8:00	9	9	2	3	5	3	3	9	2	5	21	29
8:15	8	10	2	11	2	8	4	4	1	3	17	36
8:30	4	3	0	3	0	6	1	1	2	4	7	17
8:45	8	4	1	10	2	3	5	4	1	3	17	24
9:00	7	3	4	4	4	2	3	2	1	5	19	16
9:15	7	10	2	4	1	8	0	4	2	3	12	29
9:30	7	5	2	3	3	4	0	0	4	6	16	18
9:45	3	4	1	3	1	1	4	5	1	2	10	15
10:00	4	7	5	5	1	5	2	5	2	3	14	25
10:15	9	4	6	1	2	2	1	3	1	2	19	12
10:30	11	8	10	4	3	4	6	4	0	0	30	20
10:45	7	0	7	3	4	5	5	3	5	4	28	15
11:00	1	8	6	5	2	6	4	3	3	5	16	27
11:15	8	4	5	3	4	4	4	11	2	5	23	27
11:30	10	7	3	5	5	9	5	5	6	5	29	31
11:45	4	3	5	4	5	0	3	3	2	1	19	11
Totals	197	418	167	426	145	417	138	429	137	368	784	2055
Day Total	615		593		562		567		505		2839	
AM Pct	32.0%		28.2%		25.8%		24.3%					

Peak Hour
 Peak Volume
 P.H.F

AECOM

7:00-8:00 AM	50	46	38	34	46	43
7:15-8:15 AM	33	26	22	25	35	28
7:30-8:30 AM	32	20	16	22	25	23
7:45-8:45 AM	28	9	14	9	13	15
8:00-9:00 AM	29	5	9	13	6	12

4:00-5:00 PM	58	58	56	55	55	56
4:15-5:15 PM	49	63	57	64	57	58
4:30-5:30 PM	56	57	62	69	58	60
4:45-5:45 PM	55	52	58	74	62	60
5:00-6:00 PM	61	48	54	68	58	58

Client: AECOM
 File Number:
 Route: PS-1a
 Location:

Site Ref: PS-1a
 Direction: OUT

Count Date	4/25/2022		4/26/2022		4/27/2022		4/28/2022		4/29/2022			
Count Time	AM	PM	AM	PM	AM	PM	AM	PM	AM	PM	AM	PM
0:00	1	7	0	7	0	2	0	5	0	2	1	23
0:15	2	7	0	4	1	6	0	10	0	4	3	31
0:30	1	9	0	6	0	8	0	6	0	5	1	34
0:45	1	9	0	8	0	8	0	2	0	6	1	33
1:00	0	8	1	1	0	1	0	9	0	6	1	25
1:15	0	4	0	7	2	3	0	5	1	5	3	24
1:30	0	8	0	10	0	5	0	5	0	6	0	34
1:45	0	6	0	8	0	7	0	4	0	4	0	29
2:00	0	7	2	13	0	6	0	5	0	5	2	36
2:15	1	9	1	6	0	7	0	1	0	7	2	30
2:30	0	4	1	4	1	9	1	3	1	4	4	24
2:45	0	2	0	11	0	12	0	9	0	6	0	40
3:00	0	4	2	2	1	1	0	3	0	1	3	11
3:15	0	2	2	4	1	4	1	2	0	2	4	14
3:30	4	2	1	7	0	7	2	6	4	6	11	28
3:45	4	5	2	5	6	2	4	5	4	5	20	22
4:00	2	9	2	11	2	8	1	8	1	6	8	42
4:15	6	4	4	15	4	6	4	8	7	5	25	38
4:30	10	4	5	4	5	3	0	3	5	4	25	18
4:45	11	4	10	2	4	3	11	4	10	0	46	13
5:00	11	6	3	4	9	5	5	4	3	5	31	24
5:15	7	4	5	3	7	7	4	4	8	4	31	22
5:30	24	4	10	7	10	2	13	4	9	5	66	22
5:45	23	7	23	3	14	2	10	4	16	0	86	16
6:00	25	13	19	3	14	3	13	5	17	7	88	31
6:15	27	11	27	8	27	4	25	8	17	4	123	35
6:30	35	10	20	3	22	2	25	3	23	6	125	24
6:45	25	0	16	8	16	2	23	4	12	1	92	15
7:00	23	2	17	7	12	5	10	2	4	4	66	20
7:15	14	8	16	1	8	1	7	1	10	4	55	15
7:30	15	0	7	2	13	5	10	2	7	2	52	11
7:45	12	3	18	0	13	1	14	3	7	2	64	9
8:00	11	4	11	1	16	3	21	2	13	1	72	11
8:15	15	2	15	2	10	2	12	3	16	1	68	10
8:30	16	1	11	2	11	1	12	2	15	0	65	6
8:45	12	6	23	3	18	4	17	3	10	4	80	20
9:00	12	3	10	0	12	2	9	3	6	1	49	9
9:15	14	1	11	3	7	2	8	1	11	0	51	7
9:30	17	4	10	4	9	6	7	6	5	5	48	25
9:45	10	10	14	6	5	1	6	5	8	4	43	26
10:00	6	7	11	6	10	9	6	8	2	4	35	34
10:15	4	13	9	9	4	7	7	7	8	7	32	43
10:30	9	1	6	2	7	3	3	1	6	2	31	9
10:45	6	3	4	2	6	1	3	4	8	2	27	12
11:00	4	1	11	2	2	0	3	3	5	0	25	6
11:15	2	1	5	1	7	2	1	1	4	2	19	7
11:30	7	1	4	0	3	1	6	0	5	1	25	3
11:45	6	0	5	1	3	0	7	0	9	0	30	1
Totals	435	240	374	228	322	191	311	196	297	171	1739	1022
Day Total	675		602		513		507		468		2761	
AM Pct	64.4%		62.1%		62.8%		61.3%					

Peak Hour
 Peak Volume
 P.H.F

AECOM

7:00-8:00 AM	64	58	46	41	28	47
7:15-8:15 AM	52	52	50	52	37	49
7:30-8:30 AM	53	51	52	57	43	51
7:45-8:45 AM	54	55	50	59	51	54
8:00-9:00 AM	54	60	55	62	54	57

4:00-5:00 PM	21	32	20	23	15	22
4:15-5:15 PM	18	25	17	19	14	19
4:30-5:30 PM	18	13	18	15	13	15
4:45-5:45 PM	18	16	17	16	14	16
5:00-6:00 PM	21	17	16	16	14	17

Client: AECOM
 File Number:
 Route: PS-1b
 Location:

Site Ref: PS-1b
 Direction: IN

Count Date	4/25/2022		4/26/2022		4/27/2022		4/28/2022		4/29/2022			
Count Time	AM	PM	AM	PM	AM	PM	AM	PM	AM	PM	AM	PM
0:00	0	6	0	9	1	12	2	11	0	2	3	40
0:15	0	2	1	8	1	3	0	13	0	6	2	32
0:30	0	2	0	11	0	6	0	11	0	6	0	36
0:45	0	4	0	6	0	2	0	7	0	6	0	25
1:00	0	9	0	3	0	8	0	8	0	4	0	32
1:15	2	8	0	12	0	7	0	9	2	13	4	49
1:30	0	4	0	5	0	9	0	10	0	11	0	39
1:45	0	10	0	6	0	6	0	10	1	8	1	40
2:00	1	5	2	11	0	7	0	3	0	9	3	35
2:15	0	11	0	6	0	3	0	15	0	9	0	44
2:30	0	8	0	7	1	10	0	7	0	8	1	40
2:45	0	7	1	3	0	10	0	10	0	8	1	38
3:00	1	7	0	4	0	9	0	7	0	4	1	31
3:15	0	4	0	8	0	7	0	9	0	4	0	32
3:30	1	5	0	8	0	6	0	3	0	7	1	29
3:45	2	7	1	6	0	3	0	5	1	3	4	24
4:00	2	4	1	3	1	6	3	5	1	8	8	26
4:15	4	3	2	4	1	4	2	4	5	3	14	18
4:30	3	5	1	6	2	10	4	2	1	2	11	25
4:45	4	7	2	7	2	5	2	5	0	5	10	29
5:00	6	3	6	6	2	5	0	8	2	9	16	31
5:15	9	3	3	4	3	10	6	17	3	3	24	37
5:30	7	6	5	6	3	7	1	10	1	5	17	34
5:45	22	5	9	2	7	3	11	6	5	5	54	21
6:00	21	3	12	10	11	4	16	5	9	5	69	27
6:15	23	3	19	12	19	10	18	5	12	5	91	35
6:30	19	5	12	10	17	8	11	5	15	3	74	31
6:45	17	5	16	3	18	3	16	4	15	5	82	20
7:00	8	3	11	2	15	4	15	2	12	1	61	12
7:15	9	3	12	0	9	1	9	5	8	2	47	11
7:30	10	2	17	2	6	4	20	3	10	5	63	16
7:45	14	4	15	0	20	3	14	2	13	1	76	10
8:00	8	2	22	1	12	1	12	5	10	3	64	12
8:15	10	3	10	0	9	0	15	3	6	2	50	8
8:30	16	0	14	0	14	2	10	2	10	0	64	4
8:45	17	2	12	5	19	2	14	1	8	0	70	10
9:00	14	4	14	3	6	2	10	1	10	0	54	10
9:15	7	4	12	1	14	1	11	0	9	1	53	7
9:30	12	1	11	1	13	1	16	3	8	1	60	7
9:45	7	1	21	1	13	1	16	1	13	1	70	5
10:00	5	0	8	1	10	1	8	3	7	2	38	7
10:15	3	5	4	3	5	5	8	2	12	1	32	16
10:30	13	5	11	5	6	2	8	5	8	3	46	20
10:45	12	1	9	0	12	1	7	3	7	0	47	5
11:00	6	1	12	2	8	2	11	3	6	0	43	8
11:15	4	0	10	1	4	3	11	0	10	1	39	5
11:30	8	0	11	0	4	0	10	0	10	1	43	1
11:45	6	4	6	0	9	1	12	1	6	1	39	7
Totals	333	196	335	214	297	220	329	259	256	198	1550	1081
Day Total	529		549		517		588		454		2631	
AM Pct	62.9%		61.0%		57.4%		56.0%					

Peak Hour
 Peak Volume
 P.H.F

AECOM

7:00-8:00 AM	41	55	50	58	43	49
7:15-8:15 AM	41	66	47	55	41	50
7:30-8:30 AM	42	64	47	61	39	51
7:45-8:45 AM	48	61	55	51	39	51
8:00-9:00 AM	51	58	54	51	34	50

4:00-5:00 PM	19	20	25	16	18	20
4:15-5:15 PM	18	23	24	19	19	21
4:30-5:30 PM	18	23	30	32	19	24
4:45-5:45 PM	19	23	27	40	22	26
5:00-6:00 PM	17	18	25	41	22	25

Client: AECOM
 File Number:
 Route: PS-1b
 Location:

Site Ref: PS-1b
 Direction: OUT

Count Date	4/25/2022		4/26/2022		4/27/2022		4/28/2022		4/29/2022			
Count Time	AM	PM	AM	PM	AM	PM	AM	PM	AM	PM	AM	PM
0:00	4	4	6	6	2	7	4	11	0	2	16	30
0:15	2	4	3	6	2	8	0	4	2	7	9	29
0:30	2	7	1	11	3	9	4	7	0	8	10	42
0:45	2	9	0	5	1	8	0	2	1	10	4	34
1:00	2	5	1	14	0	12	0	10	1	11	4	52
1:15	0	7	0	6	0	12	1	11	1	14	2	50
1:30	0	4	1	10	3	7	0	9	1	2	5	32
1:45	0	6	0	10	2	2	1	6	0	9	3	33
2:00	2	5	2	11	1	3	1	10	2	5	8	34
2:15	0	12	2	13	1	9	2	11	0	9	5	54
2:30	0	7	0	11	1	12	0	12	1	7	2	49
2:45	0	12	1	5	0	13	1	8	0	9	2	47
3:00	0	12	0	12	0	20	0	17	0	5	0	66
3:15	0	17	0	15	0	15	0	17	0	13	0	77
3:30	0	13	0	18	0	17	0	16	1	13	1	77
3:45	0	10	0	9	0	5	2	14	0	7	2	45
4:00	0	14	0	11	0	11	1	16	0	12	1	64
4:15	1	7	0	15	0	12	0	11	0	14	1	59
4:30	2	10	1	14	3	13	0	11	0	20	6	68
4:45	1	18	0	6	0	14	0	12	0	9	1	59
5:00	2	14	0	22	1	13	1	15	2	12	6	76
5:15	0	17	2	23	0	19	2	14	0	12	4	85
5:30	3	12	2	11	0	13	0	14	1	9	6	59
5:45	2	13	1	14	0	8	0	15	0	8	3	58
6:00	2	4	3	16	2	11	3	12	1	9	11	52
6:15	3	13	1	8	2	12	4	14	3	11	13	58
6:30	5	9	3	3	5	17	1	9	2	15	16	53
6:45	6	5	5	12	2	12	2	11	3	5	18	45
7:00	9	8	6	8	6	9	9	17	6	8	36	50
7:15	9	16	4	7	6	5	5	7	6	6	30	41
7:30	7	6	7	6	5	7	8	2	8	3	35	24
7:45	5	2	4	4	5	8	7	11	4	6	25	31
8:00	2	5	3	5	1	10	1	6	2	4	9	30
8:15	8	5	2	2	3	6	2	7	3	6	18	26
8:30	7	5	2	3	0	3	0	9	3	4	12	24
8:45	10	3	2	14	7	6	2	4	1	2	22	29
9:00	3	8	1	2	2	1	3	5	6	0	15	16
9:15	6	3	1	5	4	6	2	7	0	0	13	21
9:30	7	6	2	2	5	0	4	6	2	1	20	15
9:45	9	2	2	4	4	4	5	2	3	3	23	15
10:00	3	5	6	0	4	3	4	4	2	3	19	15
10:15	1	1	7	2	1	1	3	1	2	3	14	8
10:30	11	5	5	1	3	0	7	4	5	0	31	10
10:45	10	1	5	5	5	4	4	1	4	0	28	11
11:00	3	1	10	6	5	3	6	1	3	3	27	14
11:15	10	1	1	4	11	2	7	3	11	5	40	15
11:30	4	4	7	6	4	8	2	6	4	5	21	29
11:45	18	3	3	4	8	6	5	2	11	2	45	17
Totals	183	360	115	407	120	406	116	424	108	341	642	1928
Day Total	543		522		526		540		449		2570	
AM Pct	33.7%		22.0%		22.8%		21.5%					

Peak Hour
 Peak Volume
 P.H.F

AECOM

7:00-8:00 AM	30	21	22	29	24	25
7:15-8:15 AM	23	18	17	21	20	20
7:30-8:30 AM	22	16	14	18	17	17
7:45-8:45 AM	22	11	9	10	12	13
8:00-9:00 AM	27	9	11	5	9	12

4:00-5:00 PM	49	46	50	50	55	50
4:15-5:15 PM	49	57	52	49	55	52
4:30-5:30 PM	59	65	59	52	53	58
4:45-5:45 PM	61	62	59	55	42	56
5:00-6:00 PM	56	70	53	58	41	56

Client: AECOM
 File Number:
 Route: PS-5a
 Location:

Site Ref: PS-5a
 Direction: IN

Count Date	4/25/2022		4/26/2022		4/27/2022		4/28/2022		4/29/2022			
Count Time	AM	PM	AM	PM	AM	PM	AM	PM	AM	PM	AM	PM
0:00	0	4	0	3	0	5	0	3	0	2	0	17
0:15	0	4	0	3	0	4	0	2	0	14	0	27
0:30	0	6	0	4	0	4	0	4	0	3	0	21
0:45	0	1	0	3	0	3	0	4	0	3	0	14
1:00	0	4	0	4	0	1	0	6	0	9	0	24
1:15	0	5	0	3	0	1	0	4	0	5	0	18
1:30	0	1	0	1	0	4	0	5	0	7	0	18
1:45	0	3	0	3	0	7	0	1	1	2	1	16
2:00	1	7	0	2	0	0	0	1	0	1	1	11
2:15	0	3	0	1	0	1	0	3	2	7	2	15
2:30	0	2	0	2	0	3	1	6	0	4	1	17
2:45	0	0	1	1	1	3	1	2	0	1	3	7
3:00	1	0	1	0	0	1	0	1	0	1	2	3
3:15	0	3	0	1	0	0	0	0	0	0	0	4
3:30	4	4	5	1	4	1	4	0	2	0	19	6
3:45	3	4	2	0	0	0	0	2	1	0	6	6
4:00	2	2	1	1	2	1	1	2	1	1	7	7
4:15	1	2	2	1	0	0	0	2	1	2	4	7
4:30	3	1	3	1	4	2	4	0	2	3	16	7
4:45	9	1	3	4	4	1	1	1	2	1	19	8
5:00	7	0	1	2	3	1	3	3	2	2	16	8
5:15	7	3	2	2	3	1	3	0	6	1	21	7
5:30	16	1	10	1	11	2	11	0	12	3	60	7
5:45	35	1	18	0	19	2	18	0	10	2	100	5
6:00	40	0	28	1	23	1	26	0	23	0	140	2
6:15	69	1	44	0	41	1	42	0	27	0	223	2
6:30	70	1	39	3	40	0	43	1	37	1	229	6
6:45	39	0	31	0	25	2	38	0	25	2	158	4
7:00	45	1	27	1	28	0	31	2	36	1	167	5
7:15	38	0	34	0	34	0	37	3	35	0	178	3
7:30	33	0	31	0	36	0	31	0	23	0	154	0
7:45	34	0	43	0	31	0	44	0	36	0	188	0
8:00	31	1	35	0	41	1	35	0	36	1	178	3
8:15	34	0	26	0	48	0	48	0	29	0	185	0
8:30	36	0	43	2	41	0	34	0	32	0	186	2
8:45	41	0	61	0	38	0	36	0	27	0	203	0
9:00	26	0	26	1	40	1	30	0	26	0	148	2
9:15	29	1	28	0	37	0	39	0	30	0	163	1
9:30	27	0	21	0	29	0	28	0	20	1	125	1
9:45	21	0	22	0	26	1	20	0	29	0	118	1
10:00	13	1	25	0	19	0	17	0	18	0	92	1
10:15	9	0	12	0	15	0	29	1	12	0	77	1
10:30	11	0	12	0	11	0	12	1	12	2	58	3
10:45	11	2	4	1	13	0	11	1	10	0	49	4
11:00	3	0	5	0	8	0	9	0	8	0	33	0
11:15	3	0	12	0	10	0	4	1	6	0	35	1
11:30	1	0	1	0	8	0	8	0	7	0	25	0
11:45	2	0	3	0	3	0	7	0	9	0	24	0
Totals	755	70	662	53	696	55	706	62	595	85	3414	322
Day Total	825		715		751		768		680		3736	
AM Pct	91.5%		92.6%		92.7%		91.9%					

Peak Hour
 Peak Volume
 P.H.F

AECOM

7:00-8:00 AM	150	135	129	143	130	137
7:15-8:15 AM	136	143	142	147	130	140
7:30-8:30 AM	132	135	156	158	124	141
7:45-8:45 AM	135	147	161	161	133	147
8:00-9:00 AM	142	165	168	153	124	150

4:00-5:00 PM	6	7	4	5	7	6
4:15-5:15 PM	4	8	4	6	8	6
4:30-5:30 PM	5	9	5	4	7	6
4:45-5:45 PM	5	9	5	4	7	6
5:00-6:00 PM	5	5	6	3	8	5

Client: AECOM
 File Number:
 Route: PS-5a
 Location:

Site Ref: PS-5a
 Direction: OUT

Count Date	4/25/2022		4/26/2022		4/27/2022		4/28/2022		4/29/2022		AM	PM
Count Time	AM	PM	AM	PM	AM	PM	AM	PM	AM	PM	AM	PM
0:00	1	4	1	6	0	5	2	7	0	2	4	24
0:15	0	10	0	7	2	10	3	11	2	7	7	45
0:30	0	9	1	5	0	14	1	7	1	4	3	39
0:45	0	11	0	7	1	3	0	7	0	6	1	34
1:00	0	10	0	2	2	7	0	11	0	9	2	39
1:15	0	7	0	6	1	7	0	4	0	9	1	33
1:30	0	13	0	7	0	9	1	11	0	11	1	51
1:45	0	6	0	11	0	13	0	13	0	11	0	54
2:00	0	6	0	5	0	13	0	7	0	6	0	37
2:15	0	10	1	10	0	10	0	11	0	10	1	51
2:30	0	12	0	11	0	11	0	6	1	11	1	51
2:45	0	14	0	11	0	9	0	18	0	12	0	64
3:00	0	11	0	12	0	20	0	11	0	8	0	62
3:15	1	25	0	25	0	19	0	25	0	30	1	124
3:30	0	27	0	24	0	26	0	19	0	34	0	130
3:45	1	22	0	18	0	16	0	24	0	30	1	110
4:00	0	19	0	24	0	27	0	38	0	31	0	139
4:15	0	32	0	40	0	26	0	37	0	34	0	169
4:30	2	39	0	32	0	38	0	37	0	30	2	176
4:45	0	31	0	44	0	36	0	40	0	35	0	186
5:00	0	44	0	38	0	38	0	51	0	25	0	196
5:15	0	50	1	51	0	47	0	51	0	38	1	237
5:30	0	34	0	46	0	42	0	35	0	32	0	189
5:45	2	39	1	33	2	40	1	36	2	28	8	176
6:00	1	19	0	34	0	20	0	19	0	12	1	104
6:15	0	18	0	32	1	27	0	26	2	26	3	129
6:30	3	19	1	16	1	24	2	18	0	21	7	98
6:45	1	16	1	16	2	22	1	21	0	12	5	87
7:00	1	11	4	23	1	20	1	14	1	13	8	81
7:15	2	14	1	20	1	17	0	21	0	11	4	83
7:30	1	14	1	10	0	14	0	16	0	21	2	75
7:45	2	13	0	9	0	9	4	11	2	16	8	58
8:00	7	7	0	7	2	8	1	9	0	8	10	39
8:15	10	6	0	3	4	5	0	6	3	6	17	26
8:30	12	4	2	5	0	3	0	3	0	5	14	20
8:45	5	2	1	4	1	4	1	2	3	5	11	17
9:00	9	2	0	2	2	1	3	3	0	4	14	12
9:15	21	5	2	3	3	6	0	4	1	3	27	21
9:30	11	3	3	1	4	2	1	3	0	3	19	12
9:45	12	0	6	2	1	0	1	1	1	1	21	4
10:00	18	1	2	2	1	1	2	3	1	3	24	10
10:15	5	2	1	1	0	2	0	1	0	0	6	6
10:30	9	2	3	0	3	0	2	2	2	3	19	7
10:45	7	0	3	0	1	2	1	1	0	2	12	5
11:00	3	0	0	1	3	2	0	0	1	0	7	3
11:15	8	0	2	2	3	1	1	3	5	1	19	7
11:30	6	2	4	2	6	2	7	2	3	0	26	8
11:45	5	3	5	0	9	1	6	1	5	2	30	7
Totals	166	648	47	670	57	679	42	707	36	634	348	3335
Day Total	814		717		736		749		670		3683	
AM Pct	20.4%		6.6%		7.7%		5.6%					

Peak Hour
 Peak Volume
 P.H.F

AECOM

7:00-8:00 AM	6	6	2	5	3	4
7:15-8:15 AM	12	2	3	5	2	5
7:30-8:30 AM	20	1	6	5	5	7
7:45-8:45 AM	31	2	6	5	5	10
8:00-9:00 AM	34	3	7	2	6	10

4:00-5:00 PM	121	140	127	152	130	134
4:15-5:15 PM	146	154	138	165	124	145
4:30-5:30 PM	164	165	159	179	128	159
4:45-5:45 PM	159	179	163	177	130	162
5:00-6:00 PM	167	168	167	173	123	160

Client: AECOM
 File Number:
 Route: PS-5b
 Location:

Site Ref: PS-5b
 Direction: IN

Count Date	4/25/2022		4/26/2022		4/27/2022		4/28/2022		4/29/2022		AM	PM
	AM	PM	AM	PM	AM	PM	AM	PM	AM	PM		
0:00	0	2	1	4	1	2	1	2	0	2	3	12
0:15	0	1	0	6	0	7	1	3	2	3	3	20
0:30	0	5	0	5	0	3	0	3	0	9	0	25
0:45	0	6	0	0	0	3	0	1	0	3	0	13
1:00	0	1	0	1	1	1	0	4	0	1	1	8
1:15	0	2	0	6	0	1	0	4	0	5	0	18
1:30	0	3	0	1	0	3	0	3	0	6	0	16
1:45	0	1	0	0	0	0	0	3	0	4	0	8
2:00	1	2	0	1	0	2	0	2	0	1	1	8
2:15	0	5	1	2	1	4	1	1	1	2	4	14
2:30	1	4	2	1	0	0	1	1	0	3	4	9
2:45	1	5	0	0	1	2	1	2	2	3	5	12
3:00	0	0	0	2	0	1	0	4	0	4	0	11
3:15	0	0	0	3	0	0	0	0	0	2	0	5
3:30	0	0	2	0	1	2	0	0	3	1	6	3
3:45	0	0	1	1	0	0	0	0	0	2	1	3
4:00	1	2	1	2	0	3	0	1	0	0	2	8
4:15	2	0	2	1	0	1	0	1	0	1	4	4
4:30	2	1	1	0	4	1	2	1	0	4	9	7
4:45	4	2	3	0	4	1	1	1	5	1	17	5
5:00	7	0	1	1	2	0	3	3	0	0	13	4
5:15	3	1	1	2	2	4	2	0	2	1	10	8
5:30	8	0	3	3	6	0	5	0	2	0	24	3
5:45	15	0	6	0	6	0	6	2	1	2	34	4
6:00	14	0	7	0	5	0	4	1	5	2	35	3
6:15	11	0	7	1	6	0	7	0	13	0	44	1
6:30	10	1	11	1	7	0	8	1	9	0	45	3
6:45	14	2	4	0	10	0	9	0	8	1	45	3
7:00	6	1	6	0	11	0	7	0	7	0	37	1
7:15	9	0	11	0	9	1	12	0	6	2	47	3
7:30	10	0	12	0	10	0	2	1	3	1	37	2
7:45	8	1	11	0	8	0	10	0	13	0	50	1
8:00	3	0	8	1	11	0	7	2	2	0	31	3
8:15	2	0	4	0	6	0	11	1	5	0	28	1
8:30	3	0	3	0	7	0	8	0	4	0	25	0
8:45	11	2	5	0	7	0	6	0	2	0	31	2
9:00	5	0	9	0	14	0	8	1	7	0	43	1
9:15	5	0	8	0	10	0	9	0	5	2	37	2
9:30	10	1	13	0	3	0	4	0	8	0	38	1
9:45	3	0	6	0	6	0	6	1	6	1	27	2
10:00	9	0	4	0	5	1	3	0	2	0	23	1
10:15	2	1	5	1	13	2	4	0	4	0	28	4
10:30	7	1	6	1	4	0	5	0	4	1	26	3
10:45	4	0	4	0	7	0	8	1	2	0	25	1
11:00	2	0	6	0	5	1	4	0	2	0	19	1
11:15	2	1	2	1	5	0	3	0	5	1	17	3
11:30	2	1	5	0	7	0	1	0	4	0	19	1
11:45	3	0	3	0	2	0	2	0	3	0	13	0
Totals	200	55	185	48	207	46	172	51	147	71	911	271
Day Total	255		233		253		223		218		1182	
AM Pct	78.4%		79.4%		81.8%		77.1%					

Peak Hour
 Peak Volume
 P.H.F

AECOM

7:00-8:00 AM	33	40	38	31	29	34
7:15-8:15 AM	30	42	38	31	24	33
7:30-8:30 AM	23	35	35	30	23	29
7:45-8:45 AM	16	26	32	36	24	27
8:00-9:00 AM	19	20	31	32	13	23

4:00-5:00 PM	5	3	6	4	6	5
4:15-5:15 PM	3	2	3	6	6	4
4:30-5:30 PM	4	3	6	5	6	5
4:45-5:45 PM	3	6	5	4	2	4
5:00-6:00 PM	1	6	4	5	3	4

Client: AECOM
 File Number:
 Route: PS-5b
 Location:

Site Ref: PS-5b
 Direction: OUT

Count Date	4/25/2022		4/26/2022		4/27/2022		4/28/2022		4/29/2022			
Count Time	AM	PM	AM	PM	AM	PM	AM	PM	AM	PM	AM	PM
0:00	0	0	4	1	0	5	0	0	1	2	5	8
0:15	0	0	0	1	1	2	0	2	0	3	1	8
0:30	0	1	0	1	0	4	0	2	0	0	0	8
0:45	0	2	0	0	0	0	0	1	0	3	0	6
1:00	0	4	0	2	0	3	0	1	0	0	0	10
1:15	1	4	0	2	0	3	1	2	0	1	2	12
1:30	0	5	0	4	0	4	0	3	0	3	0	19
1:45	0	4	0	2	0	2	0	2	0	5	0	15
2:00	0	2	0	5	0	6	0	4	0	1	0	18
2:15	0	2	0	2	0	4	0	2	0	4	0	14
2:30	0	4	0	5	0	6	1	3	0	3	1	21
2:45	0	2	1	2	0	4	0	2	0	0	1	10
3:00	0	0	0	1	0	3	1	2	0	2	1	8
3:15	0	4	0	4	0	3	0	6	0	10	0	27
3:30	0	6	1	5	0	6	0	7	0	5	1	29
3:45	0	1	0	4	0	3	0	4	0	3	0	15
4:00	0	3	2	4	0	3	0	3	0	5	2	18
4:15	0	4	1	2	1	3	0	2	0	4	2	15
4:30	0	4	0	7	0	1	0	3	0	4	0	19
4:45	0	4	0	2	0	3	0	5	1	4	1	18
5:00	0	6	1	4	0	4	0	6	0	0	1	20
5:15	0	4	0	7	1	5	0	6	0	2	1	24
5:30	0	2	2	5	0	5	2	3	0	3	4	18
5:45	3	6	1	2	2	0	2	2	1	2	9	12
6:00	2	3	0	6	2	5	0	3	2	3	6	20
6:15	1	4	2	2	1	5	0	2	0	2	4	15
6:30	0	2	0	1	1	6	0	6	1	2	2	17
6:45	0	5	2	7	0	4	0	2	1	5	3	23
7:00	4	3	0	2	0	1	1	3	0	5	5	14
7:15	0	2	1	2	2	1	1	4	3	9	7	18
7:30	2	1	0	4	0	0	2	3	1	5	5	13
7:45	1	1	1	0	1	0	0	3	0	1	3	5
8:00	0	1	0	3	1	3	0	1	1	2	2	10
8:15	2	1	1	0	0	0	0	1	0	1	3	3
8:30	0	0	0	0	0	0	1	1	0	0	1	1
8:45	1	1	2	0	0	1	1	0	0	1	4	3
9:00	2	1	1	0	0	2	0	1	0	1	3	5
9:15	4	1	0	2	0	1	0	1	0	2	4	7
9:30	0	1	1	0	0	0	2	2	1	1	4	4
9:45	2	0	1	0	0	0	0	1	1	1	4	2
10:00	3	0	4	0	0	1	2	0	0	0	9	1
10:15	4	2	2	2	1	2	0	2	2	0	9	8
10:30	3	0	0	0	1	1	0	0	0	1	4	2
10:45	2	0	0	1	0	0	0	0	1	0	3	1
11:00	1	0	2	0	1	0	0	0	0	0	4	0
11:15	0	0	1	0	2	0	2	0	0	1	5	1
11:30	3	0	3	0	1	0	3	1	0	0	10	1
11:45	2	0	1	0	4	0	0	0	0	0	7	0
Totals	43	103	38	106	23	115	22	110	17	112	143	546
Day Total	146		144		138		132		129		689	
AM Pct	29.5%		26.4%		16.7%		16.7%					

Peak Hour
 Peak Volume
 P.H.F

AECOM

7:00-8:00 AM	7	2	3	4	4	4
7:15-8:15 AM	3	2	4	3	5	3
7:30-8:30 AM	5	2	2	2	2	3
7:45-8:45 AM	3	2	2	1	1	2
8:00-9:00 AM	3	3	1	2	1	2

4:00-5:00 PM	15	15	10	13	17	14
4:15-5:15 PM	18	15	11	16	12	14
4:30-5:30 PM	18	20	13	20	10	16
4:45-5:45 PM	16	18	17	20	9	16
5:00-6:00 PM	18	18	14	17	7	15

Client: AECOM
 File Number:
 Route: Nelson Rd
 Location: East of Galvez

Site Ref: Stadium
 Direction: IN

Count Date	4/25/2022		4/26/2022		4/27/2022		4/28/2022		4/29/2022			
Count Time	AM	PM	AM	PM	AM	PM	AM	PM	AM	PM	AM	PM
0:00	0	18	0	3	1	16	0	19	0	18	1	74
0:15	0	13	1	7	1	10	1	10	0	14	3	54
0:30	0	10	0	21	0	19	2	15	3	14	5	79
0:45	1	4	0	12	2	21	2	16	0	7	5	60
1:00	0	15	0	18	0	15	1	11	2	16	3	75
1:15	0	15	1	15	0	7	0	14	1	12	2	63
1:30	1	16	0	8	0	8	0	6	0	10	1	48
1:45	0	2	0	8	0	9	0	11	0	12	0	42
2:00	1	10	2	5	0	13	0	10	0	12	3	50
2:15	0	6	1	9	0	9	0	14	0	13	1	51
2:30	0	6	0	15	0	10	0	14	0	11	0	56
2:45	0	10	0	16	0	12	0	16	0	18	0	72
3:00	0	21	1	31	0	13	0	29	0	22	1	116
3:15	0	16	0	7	0	10	0	21	0	25	0	79
3:30	0	12	0	10	0	20	0	19	1	23	1	84
3:45	0	10	2	9	0	15	0	9	1	12	3	55
4:00	0	10	1	9	1	15	0	13	0	25	2	72
4:15	0	13	2	10	0	10	0	14	1	18	3	65
4:30	3	16	2	10	1	15	2	13	1	22	9	76
4:45	10	22	3	39	9	21	3	33	7	21	32	136
5:00	21	32	29	20	17	37	20	31	12	12	99	132
5:15	25	21	4	23	3	34	6	21	4	0	42	99
5:30	33	16	8	14	8	31	12	21	10	0	71	82
5:45	57	42	17	36	9	23	12	17	9	0	104	118
6:00	42	40	25	42	16	35	13	19	10	0	106	136
6:15	29	29	37	30	31	31	30	19	20	0	147	109
6:30	28	15	36	15	29	22	24	17	26	0	143	69
6:45	21	17	21	9	21	12	23	14	11	0	97	52
7:00	15	9	16	8	18	12	13	10	22	0	84	39
7:15	21	14	15	24	22	13	13	19	18	0	89	70
7:30	14	16	16	18	13	15	14	25	17	0	74	74
7:45	11	10	25	9	22	6	14	8	11	0	83	33
8:00	22	11	18	14	14	7	14	5	15	0	83	37
8:15	9	23	20	10	22	15	22	3	23	0	96	51
8:30	24	8	19	2	19	18	27	1	16	0	105	29
8:45	27	2	28	2	33	1	30	5	20	0	138	10
9:00	20	7	23	2	27	2	24	5	16	0	110	16
9:15	31	4	29	2	25	1	32	2	12	0	129	9
9:30	13	3	20	0	26	4	14	0	12	0	85	7
9:45	14	0	20	3	20	2	23	2	8	0	85	7
10:00	17	2	14	0	12	3	27	0	8	0	78	5
10:15	16	3	13	2	17	1	14	1	11	0	71	7
10:30	25	3	9	3	16	3	16	1	14	0	80	10
10:45	14	0	15	1	21	1	14	0	15	0	79	2
11:00	13	1	18	1	10	0	9	0	10	0	60	2
11:15	17	1	13	0	14	3	11	1	17	0	72	5
11:30	12	0	21	0	15	1	27	2	17	0	92	3
11:45	25	0	19	0	25	0	19	1	24	0	112	1
Totals	632	574	564	552	540	601	528	557	425	337	2689	2621
Day Total	1206		1116		1141		1085		762		5310	
AM Pct	52.4%		50.5%		47.3%		48.7%					

Peak Hour
 Peak Volume
 P.H.F

AECOM

7:00-8:00 AM	61	72	75	54	68	66
7:15-8:15 AM	68	74	71	55	61	66
7:30-8:30 AM	56	79	71	64	66	67
7:45-8:45 AM	66	82	77	77	65	73
8:00-9:00 AM	82	85	88	93	74	84

4:00-5:00 PM	61	68	61	73	86	70
4:15-5:15 PM	83	79	83	91	73	82
4:30-5:30 PM	91	92	107	98	55	89
4:45-5:45 PM	91	96	123	106	33	90
5:00-6:00 PM	111	93	125	90	12	86

Client: AECOM
 File Number:
 Route: Nelson Rd
 Location: East of Galvez

Site Ref: Stadium
 Direction: OUT

Count Date	4/25/2022		4/26/2022		4/27/2022		4/28/2022		4/29/2022			
Count Time	AM	PM	AM	PM	AM	PM	AM	PM	AM	PM	AM	PM
0:00	15	17	0	9	0	19	0	14	1	12	16	71
0:15	5	16	1	10	3	13	1	10	1	13	11	62
0:30	0	9	1	10	0	18	0	10	2	11	3	58
0:45	0	4	0	12	2	12	2	15	1	13	5	56
1:00	1	11	0	12	1	17	2	22	0	14	4	76
1:15	0	17	1	17	0	18	2	22	0	13	3	87
1:30	0	25	0	12	1	20	0	12	2	14	3	83
1:45	0	9	1	13	1	10	1	9	1	17	4	58
2:00	1	9	3	9	1	15	1	18	1	13	7	64
2:15	1	15	1	13	0	15	0	20	0	13	2	76
2:30	0	8	1	9	0	10	0	17	0	11	1	55
2:45	0	10	1	6	0	8	0	7	0	9	1	40
3:00	0	19	0	25	0	21	0	31	0	11	0	107
3:15	1	34	1	32	0	31	0	30	1	28	3	155
3:30	0	23	0	26	0	26	0	25	2	33	2	133
3:45	0	14	2	16	0	20	0	37	0	17	2	104
4:00	0	23	1	15	1	20	0	17	2	20	4	95
4:15	0	20	0	19	0	13	0	18	0	22	0	92
4:30	2	14	1	26	0	12	0	23	0	20	3	95
4:45	2	28	0	31	0	30	0	21	0	21	2	131
5:00	3	30	0	35	1	42	0	34	0	13	4	154
5:15	5	30	2	32	2	34	0	23	1	0	10	119
5:30	4	24	0	23	3	22	2	23	0	0	9	92
5:45	11	17	3	23	0	20	1	24	2	0	17	84
6:00	11	23	7	35	4	45	3	39	4	0	29	142
6:15	6	34	15	31	10	36	4	32	5	0	40	133
6:30	14	28	16	43	8	31	10	35	7	0	55	137
6:45	12	20	14	28	10	19	10	26	8	0	54	93
7:00	8	15	21	20	12	13	14	27	12	0	67	75
7:15	3	14	13	17	13	10	12	19	9	0	50	60
7:30	12	27	34	38	21	30	9	37	9	0	85	132
7:45	13	75	34	60	23	74	19	32	5	0	94	241
8:00	7	67	31	24	14	41	11	19	12	0	75	151
8:15	7	44	16	28	9	28	12	7	11	0	55	107
8:30	10	37	13	23	6	24	4	6	6	0	39	90
8:45	9	5	3	1	8	17	3	7	4	0	27	30
9:00	15	15	7	6	7	15	9	15	9	0	47	51
9:15	10	4	5	6	7	1	4	10	12	0	38	21
9:30	12	5	11	1	6	7	8	1	8	0	45	14
9:45	6	3	11	4	7	4	6	2	8	0	38	13
10:00	6	3	7	1	13	2	17	3	8	0	51	9
10:15	10	3	9	1	15	5	12	0	9	0	55	9
10:30	17	7	7	4	6	3	16	2	10	0	56	16
10:45	10	0	7	2	9	3	8	1	7	0	41	6
11:00	7	2	7	1	11	0	13	0	10	0	48	3
11:15	10	2	10	0	8	2	9	4	17	0	54	8
11:30	7	0	9	1	14	2	9	2	10	0	49	5
11:45	7	0	7	0	12	1	23	2	13	0	62	3
Totals	280	859	334	810	269	879	257	810	230	338	1370	3696
Day Total	1139		1144		1148		1067		568		5066	
AM Pct	24.6%		29.2%		23.4%		24.1%					

Peak Hour
 Peak Volume
 P.H.F

AECOM

7:00-8:00 AM	36	102	69	54	35	59
7:15-8:15 AM	35	112	71	51	35	61
7:30-8:30 AM	39	115	67	51	37	62
7:45-8:45 AM	37	94	52	46	34	53
8:00-9:00 AM	33	63	37	30	33	39

4:00-5:00 PM	85	91	75	79	83	83
4:15-5:15 PM	92	111	97	96	76	94
4:30-5:30 PM	102	124	118	101	54	100
4:45-5:45 PM	112	121	128	101	34	99
5:00-6:00 PM	101	113	118	104	13	90

Client: AECOM
 File Number:
 Route: ARB CC
 Location:

Site Ref: ARB CC
 Direction: IN

Count Date	5/2/2022		5/3/2022		5/4/2022		5/5/2022		5/6/2022			
	AM	PM	AM	PM	AM	PM	AM	PM	AM	PM	AM	PM
0:00	0	0	0	0	0	3	0	0	0	3	0	6
0:15	0	1	0	2	0	0	0	1	0	0	0	4
0:30	0	1	0	1	0	2	0	3	0	2	0	9
0:45	0	3	0	1	0	6	0	0	0	0	0	10
1:00	0	3	0	2	0	3	0	5	0	0	0	13
1:15	0	0	0	2	0	1	0	5	0	1	0	9
1:30	0	1	0	0	1	0	0	0	0	2	1	3
1:45	0	1	0	0	0	1	0	1	0	0	0	3
2:00	0	4	0	2	0	0	0	1	0	3	0	10
2:15	0	3	0	1	0	3	0	0	0	1	0	8
2:30	0	1	0	2	0	0	0	4	0	0	0	7
2:45	0	2	0	0	0	2	0	2	0	2	0	8
3:00	0	1	0	3	0	1	0	3	0	4	0	12
3:15	0	5	0	0	0	1	0	1	0	1	0	8
3:30	0	1	0	4	0	1	0	1	0	4	0	11
3:45	0	5	0	3	0	8	0	5	0	7	0	28
4:00	0	4	0	6	0	10	1	6	0	7	1	33
4:15	0	17	1	10	2	12	0	14	2	10	5	63
4:30	0	9	0	15	0	11	0	10	0	9	0	54
4:45	0	11	0	6	1	7	0	6	2	11	3	41
5:00	0	9	0	12	0	7	0	7	0	6	0	41
5:15	0	9	0	12	0	12	0	13	0	9	0	55
5:30	1	3	1	7	0	5	0	9	0	8	2	32
5:45	0	5	0	3	0	5	0	1	1	4	1	18
6:00	1	5	1	2	1	1	1	3	0	8	4	19
6:15	0	1	1	3	1	4	1	6	1	1	4	15
6:30	1	0	3	0	4	2	4	1	2	1	14	4
6:45	4	0	2	0	2	0	0	0	2	2	10	2
7:00	3	0	3	0	0	0	3	1	0	1	9	2
7:15	3	0	5	0	6	0	2	0	4	1	20	1
7:30	5	0	1	0	1	0	7	0	7	0	21	0
7:45	6	0	7	0	8	0	5	0	7	0	33	0
8:00	7	0	7	0	9	1	7	0	9	1	39	2
8:15	20	0	15	0	18	0	16	1	18	1	87	2
8:30	11	1	19	0	11	0	20	0	16	0	77	1
8:45	14	0	12	0	15	0	11	1	14	0	66	1
9:00	16	0	9	0	17	0	13	0	13	0	68	0
9:15	6	0	2	0	6	0	2	0	8	0	24	0
9:30	7	0	2	0	7	0	4	0	6	1	26	1
9:45	4	0	3	0	2	4	6	0	2	1	17	5
10:00	5	0	2	0	2	1	4	0	4	1	17	2
10:15	2	0	6	0	1	0	3	0	5	1	17	1
10:30	2	0	3	0	0	0	0	1	3	0	8	1
10:45	2	0	0	0	2	0	7	1	2	0	13	1
11:00	2	0	0	0	0	0	1	1	2	1	5	2
11:15	1	0	3	0	5	0	2	0	2	0	13	0
11:30	3	0	1	0	2	0	6	1	2	0	14	1
11:45	3	0	2	0	5	0	1	0	0	0	11	0
Totals	129	106	111	99	129	114	127	115	134	112	630	549
Day Total	235		210		243		242		246		1179	
AM Pct	54.9%		52.9%		53.1%		52.5%					

Peak Hour
 Peak Volume
 P.H.F

AECOM

7:00-8:00 AM	17	16	15	17	18	17
7:15-8:15 AM	21	20	24	21	27	23
7:30-8:30 AM	38	30	36	35	41	36
7:45-8:45 AM	44	48	46	48	50	47
8:00-9:00 AM	52	53	53	54	57	54

4:00-5:00 PM	41	37	40	36	37	38
4:15-5:15 PM	46	43	37	37	36	40
4:30-5:30 PM	38	45	37	36	35	38
4:45-5:45 PM	32	37	31	35	34	34
5:00-6:00 PM	26	34	29	30	27	29

Client: AECOM
 File Number:
 Route: ARB CC
 Location:

Site Ref: ARB CC
 Direction: OUT

Count Date	5/2/2022		5/3/2022		5/4/2022		5/5/2022		5/6/2022		AM	PM
	AM	PM	AM	PM	AM	PM	AM	PM	AM	PM		
0:00	0	3	0	0	0	6	0	2	0	3	0	14
0:15	0	3	0	5	0	1	0	2	1	5	1	16
0:30	0	1	0	1	0	2	0	5	0	1	0	10
0:45	0	3	1	3	1	5	1	3	2	5	5	19
1:00	0	3	0	2	0	10	0	3	0	4	0	22
1:15	0	6	0	5	0	3	0	7	0	7	0	28
1:30	0	3	0	4	1	8	0	4	0	5	1	24
1:45	0	2	0	3	0	4	0	2	0	6	0	17
2:00	0	4	1	6	1	3	1	5	2	1	5	19
2:15	0	4	0	2	0	5	0	0	1	5	1	16
2:30	0	7	0	6	0	6	0	6	2	5	2	30
2:45	0	0	0	3	0	6	0	4	0	6	0	19
3:00	0	5	0	3	0	5	0	5	0	5	0	23
3:15	0	4	0	3	0	7	0	6	0	5	0	25
3:30	0	5	0	4	0	1	0	6	0	7	0	23
3:45	0	5	0	8	0	7	0	5	0	14	0	39
4:00	0	8	0	8	0	17	1	7	0	11	1	51
4:15	0	7	1	10	1	8	0	8	1	12	3	45
4:30	0	20	0	15	0	17	0	14	0	14	0	80
4:45	0	14	0	11	1	13	0	13	0	11	1	62
5:00	0	13	0	6	0	8	0	7	1	13	1	47
5:15	0	9	0	13	0	10	0	13	0	10	0	55
5:30	0	8	1	14	0	13	0	13	0	9	1	57
5:45	1	7	0	4	0	5	0	8	0	6	1	30
6:00	0	4	1	5	0	8	0	5	0	5	1	27
6:15	0	6	0	5	1	4	1	4	0	6	2	25
6:30	2	1	4	4	3	3	0	1	1	3	10	12
6:45	1	3	0	2	1	4	2	4	0	4	4	17
7:00	1	3	0	1	0	2	0	1	0	4	1	11
7:15	5	0	1	1	2	3	3	1	0	1	11	6
7:30	3	2	2	1	2	2	2	2	4	4	13	11
7:45	6	0	5	0	4	0	3	1	4	0	22	1
8:00	9	2	6	1	6	2	7	1	7	1	35	7
8:15	5	0	5	0	19	1	10	1	9	2	48	4
8:30	16	1	13	2	17	1	14	3	17	3	77	10
8:45	9	0	14	0	10	0	12	0	14	2	59	2
9:00	16	3	6	0	12	1	8	1	10	1	52	6
9:15	16	1	12	0	13	1	10	0	8	2	59	4
9:30	7	2	6	2	5	3	3	1	7	1	28	9
9:45	8	1	5	1	8	2	8	4	8	3	37	11
10:00	4	0	1	0	9	0	5	2	4	2	23	4
10:15	3	0	4	0	2	0	4	0	6	2	19	2
10:30	6	0	11	0	3	0	7	0	6	0	33	0
10:45	5	0	3	0	1	0	5	0	8	0	22	0
11:00	7	0	2	0	3	0	7	0	7	0	26	0
11:15	4	0	5	0	6	0	3	0	3	0	21	0
11:30	7	0	4	0	7	0	9	0	3	0	30	0
11:45	2	0	3	0	1	0	3	0	1	0	10	0
Totals	143	173	117	164	140	207	129	180	137	214	666	940
Day Total	316		281		347		309		351		1606	
AM Pct	45.3%		41.6%		40.3%		41.7%					

Peak Hour
 Peak Volume
 P.H.F

AECOM

7:00-8:00 AM	15	8	8	8	8	9
7:15-8:15 AM	23	14	14	15	15	16
7:30-8:30 AM	23	18	31	22	24	24
7:45-8:45 AM	36	29	46	34	37	36
8:00-9:00 AM	39	38	52	43	47	44

4:00-5:00 PM	49	44	55	42	48	48
4:15-5:15 PM	54	42	46	42	50	47
4:30-5:30 PM	56	45	48	47	48	49
4:45-5:45 PM	44	44	44	46	43	44
5:00-6:00 PM	37	37	36	41	38	38

Client: AECOM
 File Number:
 Route: L-17a
 Location:

Site Ref: L-17a
 Direction: IN

Count Date	5/2/2022		5/3/2022		5/4/2022		5/5/2022		5/6/2022		AM	PM
	AM	PM	AM	PM	AM	PM	AM	PM	AM	PM		
0:00	0	5	0	4	0	7	0	4	0	3	0	23
0:15	0	5	0	3	0	2	1	4	0	3	1	17
0:30	0	5	1	2	0	8	1	7	1	4	3	26
0:45	0	3	0	8	0	6	0	7	0	6	0	30
1:00	0	2	0	6	0	9	0	2	0	5	0	24
1:15	0	2	0	4	0	4	0	5	0	3	0	18
1:30	0	1	0	2	0	4	0	1	0	1	0	9
1:45	0	0	0	5	0	5	0	4	0	4	0	18
2:00	0	4	0	3	1	1	0	4	0	3	1	15
2:15	0	3	2	5	2	3	0	4	0	5	4	20
2:30	0	3	0	6	0	5	0	3	0	4	0	21
2:45	0	6	0	2	0	6	0	5	0	2	0	21
3:00	0	2	0	5	0	3	0	7	0	4	0	21
3:15	0	2	0	4	0	1	0	3	0	5	0	15
3:30	0	4	0	3	0	3	0	4	0	2	0	16
3:45	0	2	0	2	0	3	0	5	0	5	0	17
4:00	0	6	0	4	0	4	0	7	0	1	0	22
4:15	0	6	0	8	0	11	0	7	0	12	0	44
4:30	0	14	0	8	0	8	0	7	1	8	1	45
4:45	0	5	1	8	0	3	1	5	0	2	2	23
5:00	0	3	2	4	0	11	0	5	0	5	2	28
5:15	4	5	1	5	3	10	1	5	0	10	9	35
5:30	1	5	3	7	5	8	1	6	1	7	11	33
5:45	7	7	6	8	4	3	3	5	4	6	24	29
6:00	4	5	4	8	5	4	2	8	1	7	16	32
6:15	8	8	9	4	7	6	6	9	9	7	39	34
6:30	15	2	12	1	9	0	12	1	10	0	58	4
6:45	12	3	13	1	24	2	21	4	16	1	86	11
7:00	10	3	26	0	19	2	9	1	14	3	78	9
7:15	11	1	14	0	19	1	14	0	18	0	76	2
7:30	16	1	15	0	18	0	17	1	14	0	80	2
7:45	31	0	26	0	32	0	24	0	19	1	132	1
8:00	29	0	26	2	35	0	35	0	33	0	158	2
8:15	28	0	35	0	27	2	29	1	31	0	150	3
8:30	34	0	29	0	34	3	36	1	32	0	165	4
8:45	30	0	40	0	36	1	46	0	41	0	193	1
9:00	28	0	34	0	37	0	31	0	26	1	156	1
9:15	33	1	28	0	27	0	26	0	23	0	137	1
9:30	22	1	25	0	12	0	19	1	20	2	98	4
9:45	17	0	13	1	17	0	25	0	16	1	88	2
10:00	13	0	15	1	15	2	5	0	15	1	63	4
10:15	9	0	6	0	6	0	9	1	8	0	38	1
10:30	5	1	11	0	11	0	14	0	7	0	48	1
10:45	9	1	8	0	4	0	4	1	5	0	30	2
11:00	8	1	4	1	7	0	7	2	9	2	35	6
11:15	9	0	4	1	2	1	4	0	1	1	20	3
11:30	6	0	2	0	4	0	9	1	6	0	27	1
11:45	4	1	5	0	5	0	4	0	5	0	23	1
Totals	403	129	420	136	427	152	416	148	386	142	2052	702
Day Total	532		556		579		564		528		2754	
AM Pct	75.8%		75.5%		73.7%		73.8%					

Peak Hour
 Peak Volume
 P.H.F

AECOM

7:00-8:00 AM	68	81	88	64	65	73
7:15-8:15 AM	87	81	104	90	84	89
7:30-8:30 AM	104	102	112	105	97	104
7:45-8:45 AM	122	116	128	124	115	121
8:00-9:00 AM	121	130	132	146	137	133

4:00-5:00 PM	31	28	26	26	23	27
4:15-5:15 PM	28	28	33	24	27	28
4:30-5:30 PM	27	25	32	22	25	26
4:45-5:45 PM	18	24	32	21	24	24
5:00-6:00 PM	20	24	32	21	28	25

Client: AECOM
 File Number:
 Route: L-17a
 Location:

Site Ref: L-17a
 Direction: OUT

Count Date	5/2/2022		5/3/2022		5/4/2022		5/5/2022		5/6/2022		AM	PM
	AM	PM	AM	PM	AM	PM	AM	PM	AM	PM		
0:00	0	1	0	3	0	2	2	3	0	3	2	12
0:15	1	9	2	2	1	4	0	5	0	17	4	37
0:30	0	5	0	5	1	5	0	9	0	5	1	29
0:45	0	4	1	4	0	7	0	6	0	7	1	28
1:00	0	4	0	6	0	3	1	4	0	10	1	27
1:15	0	7	0	5	0	8	3	7	0	7	3	34
1:30	0	5	1	7	0	8	0	7	0	8	1	35
1:45	0	3	0	4	0	3	0	5	0	1	0	16
2:00	0	7	1	11	1	10	2	9	6	4	10	41
2:15	0	5	1	8	1	11	0	10	1	7	3	41
2:30	0	10	0	8	3	8	0	7	2	7	5	40
2:45	0	12	0	4	0	8	0	3	0	8	0	35
3:00	0	6	0	13	0	15	0	18	0	11	0	63
3:15	0	13	0	22	0	14	0	9	0	19	0	77
3:30	0	23	0	18	0	17	0	12	0	14	0	84
3:45	0	15	0	14	0	20	0	20	0	12	0	81
4:00	0	11	0	18	0	19	0	22	0	15	0	85
4:15	0	18	0	22	0	18	0	18	0	14	0	90
4:30	0	25	0	29	0	24	0	30	0	31	0	139
4:45	0	25	0	27	0	32	0	21	0	29	0	134
5:00	0	26	0	30	0	18	0	30	0	19	0	123
5:15	2	37	0	22	0	33	0	25	0	29	2	146
5:30	0	24	0	31	0	20	0	24	0	29	0	128
5:45	4	32	1	32	1	30	0	14	0	18	6	126
6:00	1	18	1	13	1	10	2	19	1	20	6	80
6:15	4	26	1	24	0	15	1	24	0	27	6	116
6:30	2	26	0	20	0	19	1	28	1	16	4	109
6:45	0	14	1	10	0	14	0	14	3	6	4	58
7:00	1	10	0	4	4	11	1	9	0	10	6	44
7:15	0	6	1	9	2	12	1	15	2	8	6	50
7:30	4	3	6	4	4	9	3	13	3	12	20	41
7:45	2	5	2	7	2	6	4	4	1	10	11	32
8:00	3	2	5	5	6	3	10	5	4	4	28	19
8:15	9	2	11	2	11	5	12	1	6	5	49	15
8:30	8	4	16	2	10	3	8	7	7	3	49	19
8:45	12	1	5	1	8	2	12	3	7	1	44	8
9:00	10	1	8	0	14	1	10	0	12	1	54	3
9:15	7	0	5	3	9	2	4	1	6	0	31	6
9:30	3	2	9	1	8	3	6	1	7	4	33	11
9:45	4	0	6	0	4	0	2	3	5	2	21	5
10:00	6	1	4	0	6	1	4	3	6	1	26	6
10:15	7	3	4	1	3	1	3	1	3	1	20	7
10:30	5	2	1	0	6	1	4	0	3	1	19	4
10:45	3	3	4	0	6	0	5	0	0	2	18	5
11:00	3	0	1	0	1	0	3	5	4	3	12	8
11:15	4	0	6	0	4	0	11	1	5	0	30	1
11:30	2	0	4	1	4	0	3	2	2	1	15	4
11:45	2	0	5	1	5	0	2	1	5	0	19	2
Totals	109	456	113	453	126	455	120	478	102	464	570	2304
Day Total	565		566		581		598		566		2874	
AM Pct	19.3%		20.0%		21.7%		20.1%					

Peak Hour
 Peak Volume
 P.H.F

AECOM

7:00-8:00 AM	7	9	12	9	6	9
7:15-8:15 AM	9	14	14	18	10	13
7:30-8:30 AM	18	24	23	29	14	22
7:45-8:45 AM	22	34	29	34	18	27
8:00-9:00 AM	32	37	35	42	24	34

4:00-5:00 PM	79	96	93	91	89	90
4:15-5:15 PM	94	108	92	99	93	97
4:30-5:30 PM	113	108	107	106	108	108
4:45-5:45 PM	112	110	103	100	106	106
5:00-6:00 PM	119	115	101	93	95	105

Client: AECOM
 File Number:
 Route: L-18a
 Location:

Site Ref: L-18a
 Direction: IN

Count Date	5/2/2022		5/3/2022		5/4/2022		5/5/2022		5/6/2022			
	AM	PM	AM	PM	AM	PM	AM	PM	AM	PM	AM	PM
0:00	0	4	0	2	0	2	0	5	0	3	0	16
0:15	0	3	0	4	0	3	0	2	0	2	0	14
0:30	0	4	0	1	0	1	0	2	0	2	0	10
0:45	2	2	0	1	0	3	0	3	0	2	2	11
1:00	0	6	0	0	0	4	0	3	0	2	0	15
1:15	0	3	0	6	0	0	0	1	0	0	0	10
1:30	0	3	0	1	0	2	0	1	0	1	0	8
1:45	0	0	0	2	0	1	0	2	0	2	0	7
2:00	0	1	0	1	0	1	0	2	0	3	0	8
2:15	0	0	0	1	0	0	0	1	0	0	0	2
2:30	0	3	0	0	0	2	0	3	0	1	0	9
2:45	0	2	0	2	0	2	0	2	0	0	0	8
3:00	0	1	0	0	0	1	0	3	0	0	0	5
3:15	0	3	0	3	0	3	0	2	0	3	0	14
3:30	0	3	0	4	0	1	0	4	0	1	0	13
3:45	1	0	1	3	0	1	0	0	1	1	3	5
4:00	1	3	1	2	2	2	0	2	0	3	4	12
4:15	2	1	0	2	0	1	0	2	0	4	2	10
4:30	1	0	2	0	2	0	2	0	2	1	9	1
4:45	1	5	3	2	1	3	3	2	2	2	10	14
5:00	2	1	6	4	1	2	5	6	3	5	17	18
5:15	3	0	4	6	6	2	5	0	2	3	20	11
5:30	8	3	11	1	5	5	6	3	7	4	37	16
5:45	6	0	8	3	8	1	10	3	12	0	44	7
6:00	7	3	14	5	13	3	10	3	14	4	58	18
6:15	12	1	28	1	30	1	19	0	30	2	119	5
6:30	11	1	24	1	15	1	14	2	10	1	74	6
6:45	19	3	12	4	12	1	13	0	12	1	68	9
7:00	15	1	13	0	7	0	7	0	8	1	50	2
7:15	12	0	9	2	12	0	12	1	10	0	55	3
7:30	5	1	10	0	4	0	7	0	6	0	32	1
7:45	8	0	10	0	13	0	13	0	8	0	52	0
8:00	8	0	4	0	5	0	10	2	10	0	37	2
8:15	6	0	7	0	5	0	8	0	8	0	34	0
8:30	6	0	5	0	4	0	4	0	4	1	23	1
8:45	4	0	7	1	7	0	9	0	4	1	31	2
9:00	14	0	8	0	6	1	9	2	7	0	44	3
9:15	2	0	3	0	2	0	5	1	7	0	19	1
9:30	3	0	2	2	7	0	3	0	4	0	19	2
9:45	1	0	8	1	3	0	8	0	4	0	24	1
10:00	5	0	4	0	1	1	7	1	5	0	22	2
10:15	6	0	2	0	4	0	2	0	1	0	15	0
10:30	3	0	5	0	1	0	5	0	6	0	20	0
10:45	5	0	4	0	1	0	1	0	1	0	12	0
11:00	3	1	3	0	2	0	3	0	1	0	12	1
11:15	3	0	2	0	3	0	2	0	2	1	12	1
11:30	1	0	4	0	5	0	3	0	4	0	17	0
11:45	3	0	7	0	1	0	2	0	4	0	17	0
Totals	189	62	231	68	188	51	207	66	199	55	1014	304
Day Total	251		299		239		273		254		1318	
AM Pct	75.3%		77.3%		78.7%		75.8%					

Peak Hour
 Peak Volume
 P.H.F

AECOM

7:00-8:00 AM	40	42	36	39	32	38
7:15-8:15 AM	33	33	34	42	34	35
7:30-8:30 AM	27	31	27	38	32	31
7:45-8:45 AM	28	26	27	35	30	29
8:00-9:00 AM	24	23	21	31	26	25

4:00-5:00 PM	9	6	6	6	10	7
4:15-5:15 PM	7	8	6	10	12	9
4:30-5:30 PM	6	12	7	8	11	9
4:45-5:45 PM	9	13	12	11	14	12
5:00-6:00 PM	4	14	10	12	12	10

Client: AECOM
 File Number:
 Route: L-18a
 Location:

Site Ref: L-18a
 Direction: OUT

Count Date	5/2/2022		5/3/2022		5/4/2022		5/5/2022		5/6/2022			
	AM	PM	AM	PM	AM	PM	AM	PM	AM	PM	AM	PM
0:00	0	1	0	3	0	1	1	4	0	3	1	12
0:15	0	0	0	1	0	0	0	3	0	1	0	5
0:30	0	1	1	1	0	2	1	1	0	2	2	7
0:45	0	2	0	1	0	0	0	1	0	1	0	5
1:00	0	0	0	0	0	1	0	0	0	3	0	4
1:15	0	3	0	1	0	1	0	4	0	0	0	9
1:30	0	1	0	3	0	0	0	1	1	1	1	6
1:45	0	3	0	3	0	5	0	5	0	3	0	19
2:00	0	2	0	1	0	0	0	1	0	1	0	5
2:15	0	5	0	3	0	1	0	0	0	2	0	11
2:30	0	1	0	3	0	3	0	1	0	2	0	10
2:45	0	7	0	2	0	2	0	1	0	4	0	16
3:00	0	1	0	1	0	3	0	2	0	1	0	8
3:15	0	9	0	5	0	4	0	4	0	5	0	27
3:30	0	6	0	7	0	2	2	5	2	4	4	24
3:45	0	6	0	6	0	5	0	6	0	9	0	32
4:00	0	4	0	4	0	5	0	4	0	10	0	27
4:15	0	8	0	1	0	2	0	7	0	4	0	22
4:30	0	5	0	5	0	8	0	3	0	2	0	23
4:45	0	6	0	4	0	2	0	6	0	6	0	24
5:00	0	8	0	3	0	1	0	6	1	4	1	22
5:15	0	3	0	7	0	6	0	3	0	5	0	24
5:30	3	8	0	11	0	5	0	8	1	8	4	40
5:45	0	3	1	9	0	7	0	1	0	1	1	21
6:00	1	6	0	2	0	8	0	2	0	3	1	21
6:15	1	0	1	2	0	3	0	5	0	6	2	16
6:30	0	10	3	5	1	7	0	4	1	4	5	30
6:45	0	9	0	5	0	9	0	9	1	2	1	34
7:00	0	6	0	4	2	3	0	9	0	5	2	27
7:15	0	7	3	9	1	6	2	6	1	6	7	34
7:30	0	2	3	11	1	7	3	6	3	8	10	34
7:45	0	2	2	7	0	6	1	5	1	5	4	25
8:00	2	5	0	5	0	2	1	4	1	2	4	18
8:15	1	1	1	0	0	1	1	2	0	3	3	7
8:30	0	1	2	0	3	4	0	2	0	2	5	9
8:45	1	0	2	2	0	0	0	3	0	2	3	7
9:00	0	0	0	1	0	0	2	1	0	0	2	2
9:15	0	2	1	1	0	0	0	1	1	2	2	6
9:30	2	0	0	2	1	1	0	0	2	2	5	5
9:45	2	0	2	0	0	0	1	1	1	0	6	1
10:00	0	0	1	0	0	1	2	0	1	1	4	2
10:15	2	0	3	0	1	0	4	4	1	2	11	6
10:30	0	0	3	1	0	0	1	0	0	0	4	1
10:45	1	0	1	0	0	0	0	0	0	1	2	1
11:00	1	0	3	0	1	0	1	1	0	1	6	2
11:15	1	0	0	1	1	0	2	0	1	0	5	1
11:30	0	0	2	2	2	2	0	0	1	2	5	6
11:45	2	0	1	0	1	0	2	0	1	0	7	0
Totals	20	144	36	145	15	126	27	142	22	138	120	698
Day Total	164		181		141		169		160		818	
AM Pct	12.2%		19.9%		10.6%		16.0%					

Peak Hour
 Peak Volume
 P.H.F

AECOM

7:00-8:00 AM	0	8	4	6	5	5
7:15-8:15 AM	2	8	2	7	6	5
7:30-8:30 AM	3	6	1	6	5	4
7:45-8:45 AM	3	5	3	3	2	3
8:00-9:00 AM	4	5	3	2	1	3

4:00-5:00 PM	23	14	17	20	22	19
4:15-5:15 PM	27	13	13	22	16	18
4:30-5:30 PM	22	19	17	18	17	19
4:45-5:45 PM	25	25	14	23	23	22
5:00-6:00 PM	22	30	19	18	18	21

Client: AECOM
 File Number:
 Route: L-18b
 Location:

Site Ref: L-18b
 Direction: IN

Count Date	5/2/2022		5/3/2022		5/4/2022		5/5/2022		5/6/2022			
	AM	PM	AM	PM	AM	PM	AM	PM	AM	PM	AM	PM
0:00	0	3	0	5	0	1	0	4	0	3	0	16
0:15	0	2	0	1	0	3	0	1	0	3	0	10
0:30	0	4	0	7	0	7	0	5	0	3	0	26
0:45	0	1	0	2	0	0	0	3	0	1	0	7
1:00	0	4	0	2	0	3	0	4	0	4	0	17
1:15	0	3	0	5	0	5	0	3	0	1	0	17
1:30	0	3	0	6	0	1	0	5	0	2	0	17
1:45	0	9	0	4	0	4	0	8	0	3	0	28
2:00	0	2	0	0	0	0	0	2	0	2	0	6
2:15	0	2	0	5	0	1	0	4	0	1	0	13
2:30	0	0	0	2	0	1	0	2	0	2	0	7
2:45	0	1	0	2	0	0	0	3	0	2	0	8
3:00	0	3	0	5	0	2	0	4	0	4	0	18
3:15	0	1	0	4	0	4	0	0	0	3	0	12
3:30	0	1	0	3	0	3	1	2	0	4	1	13
3:45	0	5	0	2	0	4	0	4	0	3	0	18
4:00	0	3	1	1	0	1	0	2	0	4	1	11
4:15	0	3	0	1	0	1	0	5	1	0	1	10
4:30	1	2	0	5	0	2	0	4	0	5	1	18
4:45	0	2	1	0	0	0	0	1	0	2	1	5
5:00	0	7	0	5	1	3	0	0	0	1	1	16
5:15	3	1	4	4	2	7	0	1	1	4	10	17
5:30	2	6	4	2	1	3	3	5	0	2	10	18
5:45	0	3	2	9	0	2	1	5	1	3	4	22
6:00	5	4	5	5	1	5	4	2	3	2	18	18
6:15	6	1	10	2	5	5	5	2	5	2	31	12
6:30	7	2	6	5	9	3	6	2	9	6	37	18
6:45	6	3	5	2	13	2	12	2	3	2	39	11
7:00	5	2	7	1	7	1	5	2	6	0	30	6
7:15	4	2	4	1	9	2	8	2	3	1	28	8
7:30	3	0	6	0	6	0	5	1	6	0	26	1
7:45	3	2	7	1	5	1	8	2	3	1	26	7
8:00	4	0	9	0	7	3	4	0	1	3	25	6
8:15	7	1	5	1	5	3	6	1	8	1	31	7
8:30	9	2	3	2	8	3	5	1	3	3	28	11
8:45	4	0	12	0	5	0	8	0	10	0	39	0
9:00	7	0	10	0	10	0	12	0	4	0	43	0
9:15	7	2	9	1	8	1	8	1	4	1	36	6
9:30	4	2	6	0	3	0	7	3	4	0	24	5
9:45	5	0	5	0	3	0	4	1	5	0	22	1
10:00	4	1	2	0	2	2	4	0	5	1	17	4
10:15	1	0	6	0	8	1	2	2	3	0	20	3
10:30	1	0	6	0	11	0	3	0	3	0	24	0
10:45	1	0	3	0	1	0	2	0	3	0	10	0
11:00	1	0	1	0	4	0	7	0	6	0	19	0
11:15	2	0	0	0	2	0	5	0	3	0	12	0
11:30	4	0	2	0	5	0	1	0	4	0	16	0
11:45	3	0	0	0	3	0	1	0	6	0	13	0
Totals	109	95	141	103	144	90	137	101	113	87	644	474
Day Total	204		244		234		238		200		1118	
AM Pct	53.4%		57.8%		61.5%		57.6%					

Peak Hour
 Peak Volume
 P.H.F

AECOM

7:00-8:00 AM	15	24	27	26	18	22
7:15-8:15 AM	14	26	27	25	13	21
7:30-8:30 AM	17	27	23	23	18	22
7:45-8:45 AM	23	24	25	23	15	22
8:00-9:00 AM	24	29	25	23	22	25

4:00-5:00 PM	10	7	4	12	11	9
4:15-5:15 PM	14	11	6	10	8	10
4:30-5:30 PM	12	14	12	6	12	11
4:45-5:45 PM	16	11	13	7	9	11
5:00-6:00 PM	17	20	15	11	10	15

Client: AECOM
 File Number:
 Route: L-18b
 Location:

Site Ref: L-18b
 Direction: OUT

Count Date	5/2/2022		5/3/2022		5/4/2022		5/5/2022		5/6/2022			
	AM	PM	AM	PM	AM	PM	AM	PM	AM	PM	AM	PM
0:00	1	0	0	1	0	1	1	0	1	3	3	5
0:15	0	2	0	3	0	0	0	0	0	1	0	6
0:30	0	1	0	2	0	1	0	1	0	1	0	6
0:45	0	6	0	3	0	2	0	4	0	0	0	15
1:00	0	1	0	0	0	1	0	1	0	1	0	4
1:15	0	0	0	2	0	0	0	0	0	0	0	2
1:30	0	3	0	3	0	1	1	1	0	0	1	8
1:45	0	1	0	1	0	4	0	0	0	0	0	6
2:00	0	0	0	0	0	3	0	4	0	2	0	9
2:15	0	0	0	3	0	4	0	5	0	5	0	17
2:30	0	3	1	4	1	1	0	1	0	3	2	12
2:45	0	0	0	4	0	0	0	2	0	1	0	7
3:00	0	2	0	3	0	3	0	1	0	2	0	11
3:15	0	4	0	0	0	2	0	0	1	2	1	8
3:30	0	2	0	1	1	2	0	4	0	0	1	9
3:45	0	3	0	5	0	3	0	1	0	1	0	13
4:00	0	3	0	6	0	2	0	4	0	3	0	18
4:15	0	0	0	6	0	0	0	1	0	4	0	11
4:30	0	1	0	4	0	2	0	1	0	6	0	14
4:45	0	2	0	6	0	5	0	2	0	4	0	19
5:00	0	6	0	1	0	3	0	8	0	3	0	21
5:15	0	2	0	2	0	4	0	4	0	4	0	16
5:30	0	2	1	2	0	3	0	6	0	0	1	13
5:45	0	7	0	3	0	3	0	6	1	2	1	21
6:00	0	7	1	5	0	5	0	0	0	3	1	20
6:15	0	2	1	7	1	6	1	2	0	1	3	18
6:30	0	4	0	0	0	6	0	3	0	2	0	15
6:45	1	0	0	3	0	6	2	0	0	1	3	10
7:00	0	1	0	2	0	3	0	1	3	1	3	8
7:15	0	6	0	1	1	2	0	4	0	2	1	15
7:30	0	3	0	1	1	2	0	0	0	6	1	12
7:45	0	2	0	3	1	1	1	0	0	1	2	7
8:00	0	1	0	0	0	1	3	3	1	0	4	5
8:15	1	0	0	4	0	3	2	0	0	0	3	7
8:30	0	1	0	2	0	3	0	0	3	0	3	6
8:45	2	0	3	4	0	0	2	0	1	0	8	4
9:00	2	0	0	0	1	1	2	1	1	0	6	2
9:15	0	0	0	1	0	0	1	2	2	0	3	3
9:30	0	0	4	0	2	1	2	3	1	0	9	4
9:45	0	0	0	0	0	0	0	0	1	2	1	2
10:00	3	0	2	0	1	0	0	0	4	0	10	0
10:15	3	1	0	0	0	0	0	0	0	0	3	1
10:30	1	0	3	0	3	1	2	0	1	0	10	1
10:45	0	0	3	1	2	0	2	1	0	0	7	2
11:00	1	2	1	0	0	1	1	0	0	1	3	4
11:15	0	0	3	1	0	0	2	1	0	2	5	4
11:30	0	0	1	0	0	0	1	0	0	0	2	0
11:45	3	0	0	0	6	0	0	0	2	0	11	0
Totals	18	81	24	100	21	92	26	78	23	68	112	421
Day Total	99		124		113		104		91		533	
AM Pct	18.2%		19.4%		18.6%		25.0%					

Peak Hour
 Peak Volume
 P.H.F

AECOM

7:00-8:00 AM	0	0	3	1	3	1
7:15-8:15 AM	0	0	3	4	1	2
7:30-8:30 AM	1	0	2	6	1	2
7:45-8:45 AM	1	0	1	6	4	2
8:00-9:00 AM	3	3	0	7	5	4

4:00-5:00 PM	6	22	9	8	17	12
4:15-5:15 PM	9	17	10	12	17	13
4:30-5:30 PM	11	13	14	15	17	14
4:45-5:45 PM	12	11	15	20	11	14
5:00-6:00 PM	17	8	13	24	9	14

Client: AECOM
 File Number:
 Route: L-18c
 Location:

Site Ref: L-18c
 Direction: IN

Count Date	5/2/2022		5/3/2022		5/4/2022		5/5/2022		5/6/2022			
	AM	PM	AM	PM	AM	PM	AM	PM	AM	PM	AM	PM
0:00	0	2	0	3	0	5	0	5	0	3	0	18
0:15	0	4	1	0	0	4	0	4	0	7	1	19
0:30	0	2	0	2	0	5	0	5	0	2	0	16
0:45	0	5	0	3	2	1	0	6	0	4	2	19
1:00	0	3	0	5	0	4	0	5	0	4	0	21
1:15	0	4	0	2	0	4	0	2	0	6	0	18
1:30	0	3	0	1	0	3	0	1	0	7	0	15
1:45	0	3	0	4	0	1	0	7	0	3	0	18
2:00	0	2	0	0	0	1	0	1	0	1	0	5
2:15	0	4	1	4	1	2	4	3	3	4	9	17
2:30	0	0	4	1	1	3	0	2	1	1	6	7
2:45	0	1	0	3	0	0	0	1	0	5	0	10
3:00	0	2	0	2	0	2	0	0	0	3	0	9
3:15	0	3	0	1	0	0	0	9	0	0	0	13
3:30	0	4	3	1	0	3	0	3	1	5	4	16
3:45	0	7	0	1	0	3	0	0	0	1	0	12
4:00	0	4	0	1	0	3	0	3	2	1	2	12
4:15	1	1	1	0	0	3	0	0	0	1	2	5
4:30	1	2	0	3	1	4	1	4	0	1	3	14
4:45	0	5	0	8	0	5	0	7	0	4	0	29
5:00	1	2	2	0	1	4	1	0	4	1	9	7
5:15	4	4	1	6	0	6	2	7	1	3	8	26
5:30	2	4	3	2	1	4	1	2	1	1	8	13
5:45	2	14	2	10	1	6	5	1	1	4	11	35
6:00	0	1	2	7	3	3	6	1	2	1	13	13
6:15	9	2	4	1	3	1	9	0	8	1	33	5
6:30	10	1	8	2	10	4	2	1	8	1	38	9
6:45	2	2	7	2	7	1	13	4	10	1	39	10
7:00	11	0	9	2	2	4	6	0	7	1	35	7
7:15	6	2	5	2	12	1	5	2	2	1	30	8
7:30	8	2	2	2	4	2	2	1	3	5	19	12
7:45	7	0	5	0	8	2	12	2	13	3	45	7
8:00	9	1	7	3	8	1	4	4	8	3	36	12
8:15	9	1	7	1	7	1	2	0	4	0	29	3
8:30	4	0	4	0	3	0	5	0	12	0	28	0
8:45	8	2	14	0	13	0	6	1	8	0	49	3
9:00	7	0	3	0	7	0	3	2	7	0	27	2
9:15	9	0	4	0	6	2	10	0	4	0	33	2
9:30	2	0	6	0	3	0	5	1	2	0	18	1
9:45	2	0	5	0	6	0	7	0	4	0	24	0
10:00	8	0	7	0	4	0	2	1	4	0	25	1
10:15	1	0	3	1	2	2	12	0	3	1	21	4
10:30	7	0	5	2	7	0	1	0	4	0	24	2
10:45	4	1	2	0	1	0	6	0	2	0	15	1
11:00	6	0	5	1	7	0	5	0	6	0	29	1
11:15	0	0	1	0	3	0	3	0	3	0	10	0
11:30	4	0	2	0	1	0	4	0	4	0	15	0
11:45	2	0	2	0	0	0	0	0	0	0	4	0
Totals	146	100	137	89	135	100	144	98	142	89	704	477
Day Total	246		226		235		242		231		1181	
AM Pct	59.3%		60.6%		57.4%		59.5%					

Peak Hour
 Peak Volume
 P.H.F

AECOM

7:00-8:00 AM	32	21	26	25	25	26
7:15-8:15 AM	30	19	32	23	26	26
7:30-8:30 AM	33	21	27	20	28	26
7:45-8:45 AM	29	23	26	23	37	28
8:00-9:00 AM	30	32	31	17	32	28

4:00-5:00 PM	12	12	15	14	7	12
4:15-5:15 PM	10	11	16	11	7	11
4:30-5:30 PM	13	17	19	18	9	15
4:45-5:45 PM	15	16	19	16	9	15
5:00-6:00 PM	24	18	20	10	9	16

Client: AECOM
 File Number:
 Route: L-18c
 Location:

Site Ref: L-18c
 Direction: OUT

Count Date	5/2/2022		5/3/2022		5/4/2022		5/5/2022		5/6/2022		AM	PM
	AM	PM	AM	PM	AM	PM	AM	PM	AM	PM		
0:00	0	8	0	5	0	1	0	2	0	3	0	19
0:15	0	12	0	7	0	3	0	6	1	4	1	32
0:30	0	6	0	6	0	5	0	6	3	6	3	29
0:45	0	5	0	3	1	4	1	8	0	11	2	31
1:00	0	7	0	9	2	6	2	4	2	4	6	30
1:15	0	5	0	9	0	4	0	8	0	8	0	34
1:30	1	7	0	11	0	11	2	6	0	6	3	41
1:45	0	3	3	5	1	7	0	11	0	6	4	32
2:00	0	5	0	8	0	6	0	10	0	7	0	36
2:15	0	7	4	7	1	7	2	8	0	3	7	32
2:30	0	2	27	6	24	8	6	5	2	5	59	26
2:45	0	11	0	5	2	5	0	9	0	5	2	35
3:00	0	5	0	13	0	6	0	9	0	8	0	41
3:15	0	15	0	16	0	19	0	10	0	13	0	73
3:30	0	14	0	16	0	10	0	8	0	12	0	60
3:45	0	24	0	10	0	25	0	13	0	13	0	85
4:00	0	13	0	20	1	12	2	13	4	13	7	71
4:15	0	17	0	12	0	16	0	11	0	15	0	71
4:30	0	11	1	9	2	9	2	13	0	12	5	54
4:45	1	26	1	23	0	14	0	13	2	14	4	90
5:00	4	8	0	9	2	18	0	17	3	13	9	65
5:15	5	15	7	21	4	14	5	14	4	16	25	80
5:30	2	14	2	17	3	9	3	15	1	15	11	70
5:45	5	19	6	24	3	11	3	23	4	15	21	92
6:00	3	10	1	8	2	26	2	13	3	10	11	67
6:15	6	11	6	11	5	8	9	13	3	11	29	54
6:30	3	10	2	9	4	11	4	7	4	10	17	47
6:45	5	5	4	7	5	6	9	11	7	3	30	32
7:00	2	10	3	18	6	7	1	4	4	6	16	45
7:15	5	4	6	10	4	13	4	10	9	5	28	42
7:30	3	6	3	2	5	9	6	8	6	9	23	34
7:45	6	9	4	6	6	3	5	6	7	4	28	28
8:00	3	7	1	8	3	15	2	5	4	10	13	45
8:15	6	1	6	3	8	8	5	3	7	4	32	19
8:30	8	3	5	3	2	4	2	3	2	1	19	14
8:45	5	4	6	4	5	5	15	3	3	6	34	22
9:00	8	4	5	1	3	2	5	3	6	0	27	10
9:15	1	2	0	2	1	2	4	0	0	2	6	8
9:30	6	4	7	1	4	4	10	0	4	0	31	9
9:45	0	3	5	0	4	0	0	0	1	1	10	4
10:00	3	3	7	0	4	1	6	2	3	0	23	6
10:15	4	1	2	0	8	0	4	1	2	3	20	5
10:30	2	0	2	3	5	2	6	1	3	1	18	7
10:45	2	0	5	1	3	1	8	2	3	0	21	4
11:00	2	0	3	0	6	1	9	0	7	4	27	5
11:15	3	1	4	2	7	1	6	2	7	2	27	8
11:30	4	0	4	0	5	0	6	1	5	0	24	1
11:45	3	2	5	0	5	0	7	0	10	0	30	2
Totals	111	359	147	370	156	359	163	340	136	320	713	1747
Day Total	470		517		515		503		456		2460	
AM Pct	23.6%		28.4%		30.3%		32.4%					

Peak Hour
 Peak Volume
 P.H.F

AECOM

7:00-8:00 AM	16	16	21	16	26	19
7:15-8:15 AM	17	14	18	17	26	18
7:30-8:30 AM	18	14	22	18	24	19
7:45-8:45 AM	23	16	19	14	20	18
8:00-9:00 AM	22	18	18	24	16	20

4:00-5:00 PM	67	64	51	50	54	57
4:15-5:15 PM	62	53	57	54	54	56
4:30-5:30 PM	60	62	55	57	55	58
4:45-5:45 PM	63	70	55	59	58	61
5:00-6:00 PM	56	71	52	69	59	61

Client: AECOM
 File Number:
 Route: L-1a
 Location:

Site Ref: L-1a
 Direction: IN

Count Date	5/2/2022		5/3/2022		5/4/2022		5/5/2022		5/6/2022			
Count Time	AM	PM	AM	PM	AM	PM	AM	PM	AM	PM	AM	PM
0:00	0	8	0	7	1	10	0	7	0	3	1	35
0:15	1	8	0	12	0	4	0	7	0	16	1	47
0:30	0	7	0	7	0	8	1	2	0	13	1	37
0:45	0	8	0	9	0	11	0	15	0	15	0	58
1:00	0	6	1	18	0	11	0	5	0	9	1	49
1:15	0	6	1	4	0	8	0	10	1	4	2	32
1:30	0	2	0	4	0	10	0	6	0	2	0	24
1:45	0	4	0	7	0	13	0	10	0	10	0	44
2:00	0	7	0	12	0	5	0	4	0	6	0	34
2:15	1	2	0	7	0	4	0	6	0	8	1	27
2:30	0	2	0	2	0	5	0	0	0	8	0	17
2:45	0	8	0	4	0	11	0	3	0	9	0	35
3:00	0	6	0	9	0	10	0	7	0	8	0	40
3:15	0	2	2	3	1	5	0	9	1	4	4	23
3:30	7	4	4	5	3	6	3	3	4	1	21	19
3:45	4	2	2	10	3	4	4	5	2	2	15	23
4:00	1	5	1	8	1	3	2	5	1	4	6	25
4:15	2	8	7	4	4	9	3	1	3	6	19	28
4:30	8	7	5	9	6	9	8	2	8	7	35	34
4:45	6	11	7	5	4	9	2	8	4	11	23	44
5:00	10	5	11	12	2	4	4	4	3	9	30	34
5:15	13	7	21	2	14	5	16	2	10	10	74	26
5:30	11	6	7	5	10	0	14	2	10	7	52	20
5:45	19	3	17	7	19	5	15	2	19	4	89	21
6:00	40	7	55	3	53	2	52	6	45	1	245	19
6:15	47	1	71	4	71	3	67	1	58	4	314	13
6:30	63	0	101	1	82	3	105	3	111	1	462	8
6:45	38	2	57	2	51	0	58	1	56	3	260	8
7:00	36	2	40	4	38	1	39	2	31	4	184	13
7:15	50	2	49	2	61	1	52	1	51	1	263	7
7:30	53	3	48	0	52	2	50	2	45	5	248	12
7:45	56	0	55	5	43	5	54	2	57	0	265	12
8:00	35	1	33	1	45	0	32	2	40	2	185	6
8:15	34	1	38	3	32	1	36	2	23	0	163	7
8:30	15	0	27	1	27	2	15	1	29	2	113	6
8:45	22	0	31	1	32	0	23	1	16	1	124	3
9:00	12	1	11	0	18	2	20	1	14	0	75	4
9:15	9	1	15	2	14	0	13	1	6	0	57	4
9:30	10	1	7	3	15	1	16	0	14	0	62	5
9:45	9	1	12	1	19	0	16	1	10	0	66	3
10:00	11	0	7	0	11	0	9	1	7	0	45	1
10:15	13	1	13	0	12	0	12	2	9	0	59	3
10:30	9	1	15	0	9	1	13	1	10	1	56	4
10:45	8	1	5	1	6	0	4	1	14	1	37	4
11:00	3	0	2	1	6	0	5	0	6	1	22	2
11:15	5	1	3	2	11	1	5	0	4	1	28	5
11:30	10	1	7	0	8	1	5	1	7	1	37	4
11:45	1	0	3	1	12	0	5	1	3	1	24	3
Totals	672	162	791	210	796	195	778	159	732	216	3769	932
Day Total	834		1001		991		937		948		4701	
AM Pct	80.6%		79.0%		80.3%		83.0%					

Peak Hour
 Peak Volume
 P.H.F

AECOM

7:00-8:00 AM	195	192	194	195	184	192
7:15-8:15 AM	194	185	201	188	193	192
7:30-8:30 AM	178	174	172	172	165	172
7:45-8:45 AM	140	153	147	137	149	145
8:00-9:00 AM	106	129	136	106	108	117

4:00-5:00 PM	31	26	30	16	28	26
4:15-5:15 PM	31	30	31	15	33	28
4:30-5:30 PM	30	28	27	16	37	28
4:45-5:45 PM	29	24	18	16	37	25
5:00-6:00 PM	21	26	14	10	30	20

Client: AECOM
 File Number:
 Route: L-1a
 Location:

Site Ref: L-1a
 Direction: OUT

Count Date	5/2/2022		5/3/2022		5/4/2022		5/5/2022		5/6/2022			
	AM	PM	AM	PM	AM	PM	AM	PM	AM	PM	AM	PM
0:00	0	10	0	11	0	16	2	10	0	3	2	50
0:15	0	8	0	11	0	8	0	10	0	9	0	46
0:30	0	9	0	4	1	12	1	9	1	9	3	43
0:45	0	3	3	8	2	14	0	6	2	14	7	45
1:00	0	6	1	11	0	10	3	11	2	11	6	49
1:15	0	12	0	4	3	8	0	10	2	6	5	40
1:30	0	7	0	16	0	12	1	9	0	10	1	54
1:45	0	10	1	15	0	13	0	11	0	18	1	67
2:00	0	14	0	13	0	15	0	10	1	10	1	62
2:15	1	10	0	15	0	16	0	12	0	9	1	62
2:30	0	10	0	12	1	21	0	10	0	29	1	82
2:45	0	17	0	15	0	22	0	15	0	21	0	90
3:00	0	29	0	26	0	22	0	28	0	31	0	136
3:15	0	20	0	24	0	29	0	43	0	35	0	151
3:30	2	56	3	47	2	61	2	62	2	35	11	261
3:45	1	34	0	41	2	39	2	32	2	32	7	178
4:00	2	34	1	39	2	38	0	48	0	44	5	203
4:15	0	31	1	39	0	47	1	45	0	44	2	206
4:30	2	62	2	62	1	50	1	36	0	42	6	252
4:45	3	36	2	52	1	42	0	53	0	41	6	224
5:00	5	51	2	56	0	63	1	40	0	53	8	263
5:15	4	37	8	55	1	48	1	52	0	40	14	232
5:30	2	35	1	47	0	56	3	33	0	32	6	203
5:45	2	32	0	46	0	48	1	41	2	45	5	212
6:00	2	24	1	36	2	27	2	30	1	27	8	144
6:15	3	19	2	33	1	16	0	29	1	29	7	126
6:30	2	17	2	9	5	24	2	13	3	15	14	78
6:45	2	9	1	10	1	12	1	18	0	18	5	67
7:00	2	11	4	15	1	9	2	11	0	19	9	65
7:15	4	16	1	20	3	12	1	20	2	14	11	82
7:30	5	32	3	32	5	36	2	41	1	60	16	201
7:45	4	15	7	41	6	42	4	39	0	46	21	183
8:00	1	5	3	11	0	15	8	26	2	28	14	85
8:15	2	4	2	10	4	9	0	10	2	11	10	44
8:30	1	1	4	3	7	6	2	3	2	3	16	16
8:45	3	0	10	3	10	4	4	2	5	6	32	15
9:00	5	0	13	3	5	4	3	7	0	1	26	15
9:15	1	0	13	6	4	2	7	8	3	3	28	19
9:30	1	4	2	4	1	3	6	2	2	4	12	17
9:45	6	4	7	1	7	3	3	1	9	7	32	16
10:00	3	0	2	0	5	0	4	1	4	2	18	3
10:15	4	2	7	0	7	1	5	2	3	1	26	6
10:30	5	0	9	0	8	1	5	2	6	2	33	5
10:45	5	1	10	2	3	0	4	5	7	3	29	11
11:00	9	3	7	3	11	2	2	2	6	3	35	13
11:15	5	1	6	2	6	1	4	2	7	4	28	10
11:30	7	4	1	0	10	3	6	1	16	1	40	9
11:45	2	1	8	0	10	0	9	4	4	4	33	9
Totals	108	746	150	913	138	942	105	915	100	942	601	4450
Day Total	854		1063		1080		1020		1042		5051	
AM Pct	12.6%		14.1%		12.8%		10.3%					

Peak Hour
 Peak Volume
 P.H.F

AECOM

7:00-8:00 AM	15	15	15	9	3	11
7:15-8:15 AM	14	14	14	15	5	12
7:30-8:30 AM	12	15	15	14	5	12
7:45-8:45 AM	8	16	17	14	6	12
8:00-9:00 AM	7	19	21	14	11	14

4:00-5:00 PM	163	192	177	182	171	177
4:15-5:15 PM	180	209	202	174	180	189
4:30-5:30 PM	186	225	203	181	176	194
4:45-5:45 PM	159	210	209	178	166	184
5:00-6:00 PM	155	204	215	166	170	182

Client: AECOM
 File Number:
 Route: L-1b
 Location:

Site Ref: L-1b
 Direction: IN

Count Date	5/2/2022		5/3/2022		5/4/2022		5/5/2022		5/6/2022		AM	PM
	AM	PM	AM	PM	AM	PM	AM	PM	AM	PM		
0:00	0	27	0	24	0	34	0	11	0	3	0	99
0:15	1	23	0	34	0	28	0	30	0	29	1	144
0:30	0	23	0	24	0	21	0	39	0	23	0	130
0:45	0	35	0	32	0	39	0	38	0	23	0	167
1:00	0	29	0	34	0	27	0	16	0	29	0	135
1:15	0	32	0	33	0	44	0	33	0	40	0	182
1:30	0	32	0	25	0	43	1	40	0	35	1	175
1:45	0	32	0	37	0	43	0	30	0	43	0	185
2:00	0	29	0	27	0	32	0	38	0	34	0	160
2:15	0	8	1	21	0	36	0	35	0	39	1	139
2:30	0	25	0	30	0	43	0	28	0	23	0	149
2:45	1	34	0	23	1	60	1	40	0	38	3	195
3:00	0	31	0	16	0	43	0	27	1	31	1	148
3:15	0	29	0	31	0	47	0	47	0	17	0	171
3:30	0	15	0	16	0	33	0	19	0	31	0	114
3:45	0	23	0	17	0	37	0	17	2	27	2	121
4:00	0	26	3	30	2	24	1	27	1	23	7	130
4:15	1	20	2	18	0	14	0	16	0	20	3	88
4:30	0	20	1	12	0	18	0	14	1	17	2	81
4:45	0	14	0	19	0	17	0	17	0	17	0	84
5:00	1	19	0	22	3	26	0	23	1	9	5	99
5:15	1	12	2	12	0	22	0	8	2	17	5	71
5:30	3	18	5	19	2	16	4	13	1	14	15	80
5:45	1	16	1	12	1	18	4	15	2	10	9	71
6:00	1	4	3	3	5	6	3	14	2	5	14	32
6:15	5	6	4	6	6	6	4	13	8	12	27	43
6:30	11	9	22	2	22	11	14	6	12	5	81	33
6:45	16	9	14	8	13	6	9	9	8	4	60	36
7:00	6	4	11	2	14	4	20	2	11	2	62	14
7:15	21	6	18	6	22	9	26	1	23	4	110	26
7:30	21	6	27	4	21	6	22	4	18	7	109	27
7:45	15	0	19	2	25	4	21	4	25	2	105	12
8:00	33	3	12	3	29	2	19	4	29	2	122	14
8:15	26	1	30	5	33	1	18	1	19	3	126	11
8:30	38	3	27	6	46	1	22	2	37	2	170	14
8:45	42	0	29	0	27	1	46	2	37	2	181	5
9:00	37	0	31	0	38	3	24	0	33	2	163	5
9:15	33	3	30	1	44	1	29	0	26	2	162	7
9:30	33	1	32	1	35	1	37	1	42	0	179	4
9:45	33	1	27	1	34	2	41	0	42	3	177	7
10:00	33	0	45	2	37	2	24	0	49	0	188	4
10:15	31	0	41	0	25	0	34	0	33	0	164	0
10:30	52	0	46	0	41	0	38	0	34	1	211	1
10:45	38	0	37	1	32	0	40	0	32	0	179	1
11:00	27	0	27	0	32	0	21	0	35	0	142	0
11:15	41	0	19	0	32	0	33	0	31	0	156	0
11:30	28	0	21	0	27	0	32	0	28	0	136	0
11:45	29	0	26	0	29	0	29	0	32	0	145	0
Totals	659	628	613	621	678	831	617	684	657	662	3224	3414
Day Total	1287		1234		1509		1301		1319		6638	
AM Pct	51.2%		49.7%		44.9%		47.4%					

Peak Hour
 Peak Volume
 P.H.F

AECOM

7:00-8:00 AM	63	75	82	89	77	77
7:15-8:15 AM	90	76	97	88	95	89
7:30-8:30 AM	95	88	108	80	91	92
7:45-8:45 AM	112	88	133	80	110	105
8:00-9:00 AM	139	98	135	105	122	120

4:00-5:00 PM	80	79	73	74	77	77
4:15-5:15 PM	73	71	75	70	63	70
4:30-5:30 PM	65	65	83	62	60	67
4:45-5:45 PM	63	72	81	61	57	67
5:00-6:00 PM	65	65	82	59	50	64

Client: AECOM
 File Number:
 Route: L-1b
 Location:

Site Ref: L-1b
 Direction: OUT

Count Date	5/2/2022		5/3/2022		5/4/2022		5/5/2022		5/6/2022		AM	PM	
	AM	PM	AM	PM	AM	PM	AM	PM	AM	PM			
0:00	0	41	0	26	0	28	0	21	0	3	0		119
0:15	2	24	0	22	0	41	0	32	0	41	2		160
0:30	0	31	0	23	0	31	0	24	0	25	0		134
0:45	0	22	0	20	0	21	0	23	0	32	0		118
1:00	0	15	0	19	0	15	0	19	0	18	0		86
1:15	0	21	1	20	0	26	0	15	0	16	1		98
1:30	0	17	0	4	0	17	2	15	0	24	2		77
1:45	0	17	0	13	0	26	0	22	0	33	0		111
2:00	0	18	0	20	0	34	0	23	0	18	0		113
2:15	0	24	2	27	0	34	0	24	0	23	2		132
2:30	0	29	0	25	0	38	0	26	0	25	0		143
2:45	2	32	0	30	2	28	2	15	0	23	6		128
3:00	0	18	0	16	0	34	0	28	2	29	2		125
3:15	0	26	0	27	0	34	0	31	0	38	0		156
3:30	0	31	0	22	0	46	0	34	0	25	0		158
3:45	0	19	0	32	0	33	0	27	0	29	0		140
4:00	0	21	0	31	0	36	0	34	0	25	0		147
4:15	0	25	1	30	0	41	0	36	0	20	1		152
4:30	0	27	1	22	0	39	0	24	1	27	2		139
4:45	0	29	0	26	0	39	0	21	0	26	0		141
5:00	4	23	0	19	0	30	0	28	1	20	5		120
5:15	1	18	2	24	0	21	0	22	0	18	3		103
5:30	1	26	0	24	2	25	0	24	0	26	3		125
5:45	0	13	0	21	0	23	0	22	0	19	0		98
6:00	1	11	0	11	5	21	0	16	0	13	6		72
6:15	2	17	0	8	0	15	0	12	0	7	2		59
6:30	2	7	3	11	1	17	0	12	0	9	6		56
6:45	4	6	2	15	0	9	1	5	0	2	7		37
7:00	2	13	0	4	2	10	0	11	1	5	5		43
7:15	9	3	5	4	2	4	3	2	3	3	22		16
7:30	4	6	7	8	3	3	5	2	8	8	27		27
7:45	2	4	9	8	5	2	13	4	9	1	38		19
8:00	9	2	6	1	8	5	8	1	8	0	39		9
8:15	11	0	11	4	10	4	15	5	17	0	64		13
8:30	8	6	11	2	17	1	7	2	9	3	52		14
8:45	15	1	7	7	21	4	12	1	10	0	65		13
9:00	9	2	8	2	16	4	16	5	13	0	62		13
9:15	19	2	16	1	8	1	14	3	10	3	67		10
9:30	18	3	11	4	30	6	13	4	21	0	93		17
9:45	26	0	25	3	28	5	25	4	27	5	131		17
10:00	24	0	17	0	16	5	31	0	24	0	112		5
10:15	26	1	25	0	19	0	18	1	24	0	112		2
10:30	34	0	26	1	34	0	21	0	32	0	147		1
10:45	39	0	24	0	20	2	18	0	20	1	121		3
11:00	39	0	37	1	31	0	31	1	22	0	160		2
11:15	39	0	26	0	20	0	20	0	31	0	136		0
11:30	45	0	36	0	38	0	28	0	39	0	186		0
11:45	32	0	27	0	27	0	34	0	23	0	143		0
Totals	429	651	346	638	365	858	337	681	355	677	1832	3471	
Day Total	1080		984		1223		1018		1032		5303		
AM Pct	39.7%		35.2%		29.8%		33.1%						

Peak Hour
 Peak Volume
 P.H.F

AECOM

7:00-8:00 AM	17	21	12	21	21	18
7:15-8:15 AM	24	27	18	29	28	25
7:30-8:30 AM	26	33	26	41	42	34
7:45-8:45 AM	30	37	40	43	43	39
8:00-9:00 AM	43	35	56	42	44	44

4:00-5:00 PM	102	109	155	115	98	116
4:15-5:15 PM	104	97	149	109	93	110
4:30-5:30 PM	97	91	129	95	91	101
4:45-5:45 PM	96	93	115	95	90	98
5:00-6:00 PM	80	88	99	96	83	89

Client: AECOM
 File Number:
 Route: L-1c
 Location:

Site Ref: L-1c
 Direction: IN

Count Date	5/2/2022		5/3/2022		5/4/2022		5/5/2022		5/6/2022			
	AM	PM	AM	PM	AM	PM	AM	PM	AM	PM	AM	PM
0:00	0	1	0	1	0	3	0	1	0	3	0	9
0:15	0	2	0	4	0	0	0	3	0	0	0	9
0:30	0	1	0	0	0	1	0	2	0	4	0	8
0:45	0	2	0	1	0	2	0	2	1	0	1	7
1:00	0	1	0	2	0	4	0	1	0	5	0	13
1:15	0	1	0	1	0	0	0	3	0	6	0	11
1:30	0	1	0	4	0	2	0	0	0	2	0	9
1:45	0	3	0	1	0	1	0	2	0	4	0	11
2:00	0	0	0	0	0	1	0	3	0	1	0	5
2:15	0	0	0	1	0	1	0	2	0	1	0	5
2:30	0	0	0	2	0	4	0	1	0	2	0	9
2:45	0	1	0	1	0	4	0	2	0	2	0	10
3:00	0	2	0	0	0	4	0	3	0	3	0	12
3:15	0	0	0	5	0	4	0	5	0	2	0	16
3:30	0	1	0	0	0	0	0	3	0	7	0	11
3:45	0	1	0	1	0	3	0	2	0	4	0	11
4:00	0	0	0	1	0	1	0	0	0	4	0	6
4:15	0	1	0	0	0	1	0	1	0	2	0	5
4:30	0	0	0	0	0	1	0	0	0	0	0	1
4:45	0	0	0	0	0	2	0	0	0	1	0	3
5:00	0	1	0	4	0	2	0	0	0	0	0	7
5:15	0	1	0	1	0	2	0	2	0	3	0	9
5:30	0	1	0	1	0	0	0	2	0	0	0	4
5:45	0	3	0	0	0	4	0	2	0	0	0	9
6:00	0	0	0	0	0	1	0	0	0	0	0	1
6:15	2	0	2	1	2	0	0	0	1	0	7	1
6:30	1	1	2	0	1	1	1	0	2	0	7	2
6:45	1	1	0	1	1	0	0	0	0	0	2	2
7:00	0	0	1	0	1	0	0	0	0	0	2	0
7:15	2	0	0	0	1	2	0	0	1	0	4	2
7:30	2	0	2	0	0	1	0	0	0	0	4	1
7:45	1	0	0	0	0	0	0	0	1	0	2	0
8:00	2	0	0	0	3	0	1	0	1	0	7	0
8:15	0	0	1	0	5	0	2	0	0	1	8	1
8:30	1	0	2	0	1	0	2	0	3	0	9	0
8:45	1	0	0	0	1	0	2	0	2	0	6	0
9:00	4	0	1	0	2	0	1	0	0	0	8	0
9:15	4	0	1	0	3	0	1	0	1	1	10	1
9:30	3	0	0	0	0	0	1	0	3	0	7	0
9:45	1	0	2	1	0	2	0	0	3	0	6	3
10:00	0	0	1	1	2	0	0	0	2	0	5	1
10:15	2	0	1	0	0	0	0	0	2	0	5	0
10:30	2	0	4	0	3	0	4	0	9	0	22	0
10:45	1	0	1	1	0	0	2	0	4	0	8	1
11:00	2	0	2	0	2	0	2	0	2	0	10	0
11:15	2	0	3	0	1	0	1	0	0	0	7	0
11:30	2	0	1	0	1	0	2	0	0	0	6	0
11:45	2	0	2	0	1	0	0	0	3	0	8	0
Totals	38	26	29	36	31	54	22	42	41	56	161	216
Day Total	64		65		85		64		97		377	
AM Pct	59.4%		44.6%		36.5%		34.4%					

Peak Hour
 Peak Volume
 P.H.F

AECOM

7:00-8:00 AM	5	3	2	0	2	2
7:15-8:15 AM	7	2	4	1	3	3
7:30-8:30 AM	5	3	8	3	2	4
7:45-8:45 AM	4	3	9	5	5	5
8:00-9:00 AM	4	3	10	7	6	6

4:00-5:00 PM	1	1	5	1	7	3
4:15-5:15 PM	2	4	6	1	3	3
4:30-5:30 PM	2	5	7	2	4	4
4:45-5:45 PM	3	6	6	4	4	5
5:00-6:00 PM	6	6	8	6	3	6

Client: AECOM
 File Number:
 Route: L-1c
 Location:

Site Ref: L-1c
 Direction: OUT

Count Date	5/2/2022		5/3/2022		5/4/2022		5/5/2022		5/6/2022			
	AM	PM	AM	PM	AM	PM	AM	PM	AM	PM	AM	PM
0:00	0	0	0	0	0	2	0	0	0	3	0	5
0:15	0	0	0	1	0	0	0	0	0	1	0	2
0:30	0	0	0	0	0	0	0	1	0	1	0	2
0:45	0	0	0	0	0	1	0	2	0	0	0	3
1:00	0	3	0	0	0	0	0	0	0	1	0	4
1:15	0	0	0	0	0	1	0	1	0	1	0	3
1:30	0	0	0	1	0	0	0	0	0	1	0	2
1:45	0	0	0	0	0	1	0	0	0	1	0	2
2:00	0	2	0	1	0	2	0	0	0	1	0	6
2:15	0	0	0	1	0	0	0	1	0	2	0	4
2:30	0	4	0	0	0	1	0	0	0	0	0	5
2:45	0	2	0	4	0	0	0	0	0	2	0	8
3:00	0	0	0	2	0	1	0	1	0	1	0	5
3:15	0	0	0	0	0	0	0	2	0	1	0	3
3:30	0	0	0	1	0	0	0	3	0	0	0	4
3:45	0	0	0	0	0	1	0	0	0	0	0	1
4:00	0	1	0	0	0	0	0	1	0	3	0	5
4:15	0	0	0	0	0	2	0	0	0	1	0	3
4:30	0	0	0	0	0	0	0	0	0	0	0	0
4:45	0	0	0	0	0	0	0	0	0	0	0	0
5:00	0	0	0	1	0	1	0	0	0	1	0	3
5:15	0	0	0	2	0	1	0	0	0	0	0	3
5:30	0	0	0	0	0	1	0	1	0	0	0	2
5:45	0	1	0	0	0	0	0	0	0	0	0	1
6:00	0	1	0	1	0	1	0	2	0	0	0	5
6:15	0	0	0	0	0	0	0	1	0	1	0	2
6:30	0	1	0	0	0	1	0	0	0	0	0	2
6:45	0	0	0	0	0	1	0	0	1	0	1	1
7:00	0	0	0	0	0	0	0	0	0	0	0	0
7:15	0	0	1	0	1	0	1	0	0	2	3	2
7:30	2	0	0	0	0	0	0	0	0	0	2	0
7:45	0	0	0	0	0	0	0	0	0	0	0	0
8:00	0	0	2	0	0	0	0	0	1	0	3	0
8:15	1	0	1	0	1	1	1	0	0	0	4	1
8:30	0	0	1	0	1	0	0	0	1	0	3	0
8:45	0	0	0	1	0	1	0	0	1	0	1	2
9:00	1	0	1	0	2	0	2	0	0	0	6	0
9:15	2	0	0	0	1	0	0	0	0	0	3	0
9:30	0	0	0	0	0	0	0	0	1	0	1	0
9:45	0	0	0	0	0	2	0	0	0	0	0	2
10:00	1	0	0	0	1	0	0	0	0	0	2	0
10:15	0	0	1	0	0	0	0	0	1	0	2	0
10:30	0	0	1	0	0	0	1	0	2	0	4	0
10:45	0	0	0	0	0	0	3	0	0	0	3	0
11:00	0	0	0	0	0	0	0	0	1	0	1	0
11:15	0	0	1	0	0	0	0	0	1	0	2	0
11:30	2	0	1	0	1	0	0	0	1	0	5	0
11:45	1	0	2	0	1	0	2	0	0	0	6	0
Totals	10	15	12	16	9	22	10	16	11	21	52	93
Day Total	25		28		31		26		32		145	
AM Pct	40.0%		42.9%		29.0%		38.5%					

Peak Hour
 Peak Volume
 P.H.F

AECOM

7:00-8:00 AM	2	1	1	1	0	1
7:15-8:15 AM	2	3	1	1	1	2
7:30-8:30 AM	3	3	1	1	1	2
7:45-8:45 AM	1	4	2	1	2	2
8:00-9:00 AM	1	4	2	1	3	2

4:00-5:00 PM	1	0	2	1	4	2
4:15-5:15 PM	0	1	3	0	2	1
4:30-5:30 PM	0	3	2	0	1	1
4:45-5:45 PM	0	3	3	1	1	2
5:00-6:00 PM	1	3	3	1	1	2

Client: AECOM
 File Number:
 Route: L-20a
 Location:

Site Ref: L-20a
 Direction: IN

Count Date	5/2/2022		5/3/2022		5/4/2022		5/5/2022		5/6/2022			
	AM	PM	AM	PM	AM	PM	AM	PM	AM	PM	AM	PM
0:00	0	1	0	6	0	3	0	0	0	3	0	13
0:15	0	3	0	4	0	2	0	3	0	2	0	14
0:30	0	0	0	0	0	1	0	5	0	3	0	9
0:45	0	2	0	4	0	4	0	3	1	1	1	14
1:00	0	2	0	0	0	0	0	1	0	2	0	5
1:15	0	1	0	0	0	2	0	1	0	0	0	4
1:30	0	1	0	0	0	2	0	0	0	2	0	5
1:45	0	1	0	0	0	3	0	1	0	0	0	5
2:00	0	0	0	0	0	0	0	0	0	1	0	1
2:15	0	0	0	0	0	2	0	0	0	0	0	2
2:30	0	0	0	1	0	0	0	2	0	1	0	4
2:45	0	1	0	0	0	0	0	1	0	2	0	4
3:00	0	0	0	1	0	0	0	0	0	1	0	2
3:15	0	0	0	0	0	0	0	1	0	0	0	1
3:30	0	4	0	2	0	3	0	2	0	2	0	13
3:45	0	0	0	4	0	2	0	2	0	2	0	10
4:00	0	2	0	1	0	3	0	1	0	0	0	7
4:15	0	0	0	0	0	3	0	0	0	0	0	3
4:30	0	4	0	2	0	0	0	3	0	2	0	11
4:45	0	0	0	2	0	2	0	2	0	2	0	8
5:00	0	3	0	0	0	0	0	0	0	1	0	4
5:15	0	0	0	1	0	2	0	1	0	1	0	5
5:30	1	0	1	6	0	1	0	8	0	0	2	15
5:45	0	2	2	1	3	2	3	5	1	1	9	11
6:00	4	2	4	0	1	0	1	4	2	0	12	6
6:15	0	0	0	1	3	1	1	2	1	1	5	5
6:30	0	0	0	1	0	0	1	1	1	1	2	3
6:45	0	1	0	1	2	2	0	5	0	2	2	11
7:00	2	0	1	0	1	1	0	1	4	1	8	3
7:15	0	0	1	2	2	0	0	1	0	0	3	3
7:30	2	1	1	1	2	0	2	0	2	0	9	2
7:45	0	0	2	0	3	0	0	0	1	0	6	0
8:00	0	1	0	0	1	0	1	1	2	0	4	2
8:15	0	0	1	0	1	0	0	1	1	0	3	1
8:30	2	0	0	1	1	0	3	0	3	0	9	1
8:45	3	0	4	0	0	0	1	0	0	0	8	0
9:00	3	1	1	0	2	0	2	2	3	0	11	3
9:15	2	2	9	2	4	0	2	1	2	2	19	7
9:30	4	0	4	0	1	0	5	0	5	0	19	0
9:45	3	0	9	0	2	0	1	0	1	0	16	0
10:00	4	1	1	0	2	0	2	0	1	0	10	1
10:15	7	0	3	0	1	0	0	0	0	0	11	0
10:30	1	0	3	0	1	0	6	0	2	0	13	0
10:45	2	0	7	0	8	0	4	0	1	0	22	0
11:00	1	0	2	0	4	0	2	0	1	0	10	0
11:15	1	0	1	0	0	0	4	0	0	0	6	0
11:30	0	0	1	1	5	0	3	0	0	0	9	1
11:45	2	0	4	0	1	0	0	1	5	0	12	1
Totals	44	36	62	45	51	41	44	62	40	35	241	220
Day Total	80		107		92		106		75		461	
AM Pct	55.0%		57.9%		55.4%		41.5%					

Peak Hour
 Peak Volume
 P.H.F

AECOM

7:00-8:00 AM	4	5	8	2	7	5
7:15-8:15 AM	2	4	8	3	5	4
7:30-8:30 AM	2	4	7	3	6	4
7:45-8:45 AM	2	3	6	4	7	4
8:00-9:00 AM	5	5	3	5	6	5

4:00-5:00 PM	6	5	8	6	4	6
4:15-5:15 PM	7	4	5	5	5	5
4:30-5:30 PM	7	5	4	6	6	6
4:45-5:45 PM	3	9	5	11	4	6
5:00-6:00 PM	5	8	5	14	3	7

Client: AECOM
 File Number:
 Route: L-20a
 Location:

Site Ref: L-20a
 Direction: OUT

Count Date	5/2/2022		5/3/2022		5/4/2022		5/5/2022		5/6/2022			
	AM	PM	AM	PM	AM	PM	AM	PM	AM	PM	AM	PM
0:00	0	0	0	1	0	1	0	1	0	3	0	6
0:15	0	3	0	1	0	0	1	2	1	0	2	6
0:30	0	3	0	3	0	0	0	1	0	0	0	7
0:45	0	0	0	0	0	1	0	3	0	0	0	4
1:00	0	0	0	3	0	0	0	0	0	0	0	3
1:15	2	2	0	3	0	1	0	0	0	0	2	6
1:30	0	0	0	2	0	4	0	0	0	1	0	7
1:45	0	0	0	0	0	2	0	0	0	1	0	3
2:00	0	1	0	2	0	3	0	0	0	0	0	6
2:15	0	1	0	0	0	0	0	1	0	2	0	4
2:30	0	3	0	0	0	0	0	3	0	2	0	8
2:45	0	6	0	3	0	3	0	3	0	5	0	20
3:00	0	9	0	7	0	0	0	7	0	4	0	27
3:15	0	3	0	3	0	0	0	0	0	3	0	9
3:30	0	0	0	1	0	1	0	0	0	0	0	2
3:45	0	0	0	2	0	0	0	0	0	1	0	3
4:00	0	6	0	1	0	2	0	3	0	2	0	14
4:15	0	2	0	4	0	1	0	3	0	0	0	10
4:30	0	1	0	5	0	1	0	5	0	2	0	14
4:45	0	1	0	1	2	0	0	4	2	5	4	11
5:00	2	1	0	6	1	2	1	2	2	5	6	16
5:15	0	3	0	3	0	0	0	5	2	0	2	11
5:30	3	2	2	6	2	2	4	0	1	1	12	11
5:45	0	3	0	2	0	2	0	4	0	0	0	11
6:00	6	7	5	4	2	9	4	4	7	2	24	26
6:15	1	2	4	3	8	3	5	4	3	0	21	12
6:30	2	0	0	1	4	3	2	0	4	0	12	4
6:45	0	2	0	5	3	2	0	0	0	1	3	10
7:00	0	0	0	4	1	0	0	4	2	0	3	8
7:15	2	1	0	1	2	0	0	16	1	1	5	19
7:30	0	1	0	3	4	5	0	1	1	0	5	10
7:45	0	0	0	3	0	1	0	0	2	0	2	4
8:00	0	1	0	0	2	0	0	0	0	4	2	5
8:15	0	0	0	0	1	0	0	1	0	1	1	2
8:30	0	3	0	4	0	0	0	1	0	0	0	8
8:45	0	0	1	0	1	0	0	3	0	0	2	3
9:00	0	0	0	0	5	0	0	0	0	0	5	0
9:15	0	0	1	1	0	2	0	3	2	2	3	8
9:30	1	0	1	0	0	0	0	3	0	0	2	3
9:45	1	0	4	0	1	0	0	1	0	0	6	1
10:00	1	0	1	4	0	0	0	0	0	0	2	4
10:15	0	0	1	0	0	0	3	0	0	0	4	0
10:30	0	0	0	0	2	0	0	0	3	2	5	2
10:45	0	0	0	0	0	0	1	0	0	0	1	0
11:00	3	0	0	0	0	1	1	2	1	0	5	3
11:15	0	0	0	1	0	0	1	0	0	0	1	1
11:30	0	0	0	3	1	0	0	0	0	0	1	3
11:45	1	0	0	1	1	1	0	3	0	0	2	5
Totals	25	67	20	97	43	53	23	93	34	49	145	360
Day Total	92		117		96		116		83		505	
AM Pct	27.2%		17.1%		44.8%		19.8%					

Peak Hour
 Peak Volume
 P.H.F

AECOM

7:00-8:00 AM	2	0	7	0	6	3
7:15-8:15 AM	2	0	8	0	4	3
7:30-8:30 AM	0	0	7	0	3	2
7:45-8:45 AM	0	0	3	0	2	1
8:00-9:00 AM	0	1	4	0	0	1

4:00-5:00 PM	10	11	4	15	9	10
4:15-5:15 PM	5	16	4	14	12	10
4:30-5:30 PM	6	15	3	16	12	10
4:45-5:45 PM	7	16	4	11	11	10
5:00-6:00 PM	9	17	6	11	6	10

Client: AECOM
 File Number:
 Route: L-20b
 Location:

Site Ref: L-20b
 Direction: IN

Count Date	5/2/2022		5/3/2022		5/4/2022		5/5/2022		5/6/2022			
	AM	PM	AM	PM	AM	PM	AM	PM	AM	PM	AM	PM
0:00	0	12	2	4	0	11	0	4	0	3	2	34
0:15	0	4	0	3	0	5	0	8	0	2	0	22
0:30	0	9	0	9	1	11	0	8	0	13	1	50
0:45	0	8	0	7	0	9	0	11	0	9	0	44
1:00	3	7	1	10	1	4	1	6	2	10	8	37
1:15	0	8	0	6	0	6	0	4	0	4	0	28
1:30	0	4	0	6	0	5	1	12	0	4	1	31
1:45	0	4	0	6	0	14	0	7	0	7	0	38
2:00	0	4	0	5	0	3	0	3	0	4	0	19
2:15	0	2	0	10	0	6	0	9	0	4	0	31
2:30	0	2	0	7	0	6	0	4	0	7	0	26
2:45	0	5	0	6	0	4	0	12	0	5	0	32
3:00	0	4	0	8	0	7	0	5	0	4	0	28
3:15	0	7	1	9	2	9	2	5	2	10	7	40
3:30	2	4	2	6	2	11	1	7	1	6	8	34
3:45	0	3	0	7	1	5	2	5	0	6	3	26
4:00	2	7	2	12	1	3	1	6	1	5	7	33
4:15	2	8	2	12	3	3	2	17	1	7	10	47
4:30	1	9	4	4	2	6	5	5	3	5	15	29
4:45	3	6	4	9	2	6	1	6	3	8	13	35
5:00	2	8	3	9	3	9	5	4	7	6	20	36
5:15	5	7	7	4	2	5	0	3	1	6	15	25
5:30	14	6	13	9	13	1	9	4	7	1	56	21
5:45	17	5	17	6	19	8	15	4	12	2	80	25
6:00	24	7	31	9	28	7	34	5	19	3	136	31
6:15	31	10	53	10	64	8	59	12	39	7	246	47
6:30	32	14	45	8	43	10	47	14	33	12	200	58
6:45	34	3	32	7	27	13	34	7	27	3	154	33
7:00	20	11	24	3	28	2	24	7	33	1	129	24
7:15	24	4	28	6	28	3	26	8	24	12	130	33
7:30	34	6	37	2	29	7	35	6	26	3	161	24
7:45	33	1	34	4	21	0	27	5	29	0	144	10
8:00	20	3	27	3	24	5	32	1	23	8	126	20
8:15	41	4	39	3	34	5	34	5	36	4	184	21
8:30	38	1	41	2	31	0	31	1	25	0	166	4
8:45	24	0	42	2	37	3	48	2	36	3	187	10
9:00	30	3	35	2	42	6	32	4	29	3	168	18
9:15	34	4	28	3	30	1	23	0	22	0	137	8
9:30	27	0	42	0	35	0	36	0	25	0	165	0
9:45	30	1	35	1	24	1	20	0	25	0	134	3
10:00	14	0	19	0	22	0	32	0	22	0	109	0
10:15	18	2	21	1	18	2	13	1	26	1	96	7
10:30	19	1	18	0	19	1	9	0	21	0	86	2
10:45	7	0	11	0	7	0	13	0	12	2	50	2
11:00	10	0	12	2	10	0	11	0	11	1	54	3
11:15	6	1	7	0	9	0	11	0	6	0	39	1
11:30	7	0	10	0	8	0	11	1	5	0	41	1
11:45	8	0	2	0	9	0	5	0	6	0	30	0
Totals	616	219	731	242	679	231	692	238	600	208	3318	1131
Day Total	835		973		910		930		808		4449	
AM Pct	73.8%		75.1%		74.6%		74.4%					

Peak Hour
 Peak Volume
 P.H.F

AECOM

7:00-8:00 AM	111	123	106	112	112	113
7:15-8:15 AM	111	126	102	120	102	112
7:30-8:30 AM	128	137	108	128	114	123
7:45-8:45 AM	132	141	110	124	113	124
8:00-9:00 AM	123	149	126	145	120	133

4:00-5:00 PM	30	37	18	34	25	29
4:15-5:15 PM	31	34	24	32	26	29
4:30-5:30 PM	30	26	26	18	25	25
4:45-5:45 PM	27	31	21	17	21	23
5:00-6:00 PM	26	28	23	15	15	21

Client: AECOM
 File Number:
 Route: L-20b
 Location:

Site Ref: L-20b
 Direction: OUT

Count Date	5/2/2022		5/3/2022		5/4/2022		5/5/2022		5/6/2022		AM	PM
	AM	PM	AM	PM	AM	PM	AM	PM	AM	PM		
0:00	0	5	1	12	1	4	3	6	1	3	6	30
0:15	0	9	0	11	1	9	1	12	0	11	2	52
0:30	0	13	0	4	1	7	1	5	0	8	2	37
0:45	0	15	0	9	0	10	0	13	0	9	0	56
1:00	1	10	0	11	0	8	0	10	0	14	1	53
1:15	3	11	1	12	2	13	1	19	1	18	8	73
1:30	1	9	1	10	0	10	0	9	2	7	4	45
1:45	0	15	0	7	0	15	0	7	0	12	0	56
2:00	0	5	0	18	0	11	1	12	0	9	1	55
2:15	0	11	0	18	0	13	0	12	0	11	0	65
2:30	0	18	0	19	0	22	0	21	0	19	0	99
2:45	0	12	0	31	0	19	0	20	0	17	0	99
3:00	0	31	0	25	0	43	0	34	0	22	0	155
3:15	0	44	0	39	0	39	0	34	0	42	0	198
3:30	0	39	0	52	0	48	0	60	0	46	0	245
3:45	0	20	0	31	0	24	0	30	1	36	1	141
4:00	0	44	0	33	0	43	0	30	0	40	0	190
4:15	0	31	0	44	0	35	0	47	0	32	0	189
4:30	0	42	0	40	0	41	0	43	0	30	0	196
4:45	0	46	0	50	0	44	0	47	0	65	0	252
5:00	0	48	1	49	0	43	0	45	0	34	1	219
5:15	2	54	1	61	2	52	0	33	0	48	5	248
5:30	3	53	4	50	1	53	1	48	0	38	9	242
5:45	0	26	0	44	0	51	0	38	0	24	0	183
6:00	4	43	2	41	2	32	6	26	2	29	16	171
6:15	5	20	9	27	7	27	7	43	6	32	34	149
6:30	7	37	11	21	6	32	3	22	4	16	31	128
6:45	3	17	2	35	1	24	3	21	2	22	11	119
7:00	4	24	4	25	4	23	3	28	0	13	15	113
7:15	5	20	3	31	2	23	5	25	4	23	19	122
7:30	1	31	2	39	4	29	7	48	2	38	16	185
7:45	0	11	3	23	2	27	2	23	1	21	8	105
8:00	2	8	0	20	2	19	1	7	0	15	5	69
8:15	0	9	4	12	0	11	2	11	3	9	9	52
8:30	2	6	3	9	0	6	2	1	3	6	10	28
8:45	3	6	2	5	3	7	0	6	0	10	8	34
9:00	4	4	0	8	4	5	1	1	1	10	10	28
9:15	7	4	4	2	5	6	4	6	5	4	25	22
9:30	0	2	1	5	4	4	4	6	4	5	13	22
9:45	4	1	11	3	10	3	4	5	4	3	33	15
10:00	1	3	6	5	3	3	4	4	4	2	18	17
10:15	2	2	7	3	2	3	6	1	5	1	22	10
10:30	6	2	12	0	5	2	6	1	4	0	33	5
10:45	6	0	5	0	1	0	5	0	4	3	21	3
11:00	0	1	6	3	5	1	6	1	11	3	28	9
11:15	0	3	3	0	5	0	11	0	4	1	23	4
11:30	11	1	4	3	10	4	5	4	8	1	38	13
11:45	9	4	4	0	2	0	7	1	4	1	26	6
Totals	96	870	117	1000	97	948	112	926	90	868	512	4607
Day Total	966		1117		1045		1038		958		5119	
AM Pct	9.9%		10.5%		9.3%		10.8%					

Peak Hour
 Peak Volume
 P.H.F

AECOM

7:00-8:00 AM	10	12	12	17	7	12
7:15-8:15 AM	8	8	10	15	7	10
7:30-8:30 AM	3	9	8	12	6	8
7:45-8:45 AM	4	10	4	7	7	6
8:00-9:00 AM	7	9	5	5	6	6

4:00-5:00 PM	163	167	163	167	167	165
4:15-5:15 PM	167	183	163	182	161	171
4:30-5:30 PM	190	200	180	168	177	183
4:45-5:45 PM	201	210	192	173	185	192
5:00-6:00 PM	181	204	199	164	144	178

Client: AECOM
 File Number:
 Route: L-2a
 Location:

Site Ref: L-2a
 Direction: IN

Count Date	5/2/2022		5/3/2022		5/4/2022		5/5/2022		5/6/2022		AM	PM
	AM	PM	AM	PM	AM	PM	AM	PM	AM	PM		
0:00	0	8	0	11	0	12	2	16	0	3	2	50
0:15	0	8	0	10	0	5	1	18	1	6	2	47
0:30	0	8	0	14	0	10	1	9	1	8	2	49
0:45	0	2	1	13	0	8	0	13	0	7	1	43
1:00	0	7	0	13	0	18	0	12	0	11	0	61
1:15	0	10	1	5	1	9	1	3	0	8	3	35
1:30	0	5	1	8	0	2	0	7	0	5	1	27
1:45	0	6	0	8	1	11	0	4	0	5	1	34
2:00	0	1	2	5	1	3	0	6	0	17	3	32
2:15	2	2	0	15	0	5	1	4	0	9	3	35
2:30	0	5	0	9	0	6	1	3	0	6	1	29
2:45	0	6	1	1	0	11	0	4	0	7	1	29
3:00	0	0	0	6	0	3	0	2	0	7	0	18
3:15	0	7	0	3	0	10	1	4	1	4	2	28
3:30	1	2	3	4	2	8	1	1	4	2	11	17
3:45	0	5	0	6	1	4	3	2	2	4	6	21
4:00	3	4	2	5	3	4	1	7	0	6	9	26
4:15	1	4	1	10	2	10	4	3	2	2	10	29
4:30	9	6	15	5	4	8	4	5	5	3	37	27
4:45	8	7	8	4	13	5	12	2	9	5	50	23
5:00	6	1	14	3	5	2	5	0	9	3	39	9
5:15	16	4	18	3	10	3	21	7	8	5	73	22
5:30	23	6	19	3	29	3	20	3	12	7	103	22
5:45	29	2	42	6	32	3	37	3	32	3	172	17
6:00	8	1	26	8	31	3	27	4	21	4	113	20
6:15	33	1	54	2	44	1	52	4	46	2	229	10
6:30	57	3	56	1	86	1	75	3	77	0	351	8
6:45	46	5	100	2	81	1	80	5	89	2	396	15
7:00	36	0	43	0	39	3	31	0	33	5	182	8
7:15	50	2	64	1	53	2	51	2	43	0	261	7
7:30	44	3	49	2	46	2	48	2	45	0	232	9
7:45	44	0	61	1	41	2	59	0	43	2	248	5
8:00	34	1	43	0	34	0	39	1	28	0	178	2
8:15	35	1	36	2	37	0	28	0	29	2	165	5
8:30	47	1	53	1	46	6	33	2	31	2	210	12
8:45	38	1	47	0	37	1	34	0	30	0	186	2
9:00	28	1	46	0	28	0	30	1	28	1	160	3
9:15	31	0	30	0	24	1	9	2	22	0	116	3
9:30	15	1	17	0	20	0	21	0	17	4	90	5
9:45	16	0	26	2	22	2	19	0	15	1	98	5
10:00	15	0	8	0	17	0	13	0	13	0	66	0
10:15	11	0	22	0	11	0	10	0	12	0	66	0
10:30	4	1	8	1	8	0	11	0	6	0	37	2
10:45	14	0	14	0	12	1	18	3	12	0	70	4
11:00	10	0	12	0	12	3	11	2	9	0	54	5
11:15	4	3	10	1	7	0	9	1	8	0	38	5
11:30	5	0	5	2	10	1	10	0	7	3	37	6
11:45	3	0	9	0	8	0	2	0	10	0	32	0
Totals	726	141	967	196	858	193	836	170	760	175	4147	871
Day Total	867		1163		1051		1006		935		5018	
AM Pct	83.7%		83.1%		81.6%		83.1%					

Peak Hour
 Peak Volume
 P.H.F

AECOM

7:00-8:00 AM	174	217	179	189	164	185
7:15-8:15 AM	172	217	174	197	159	184
7:30-8:30 AM	157	189	158	174	145	165
7:45-8:45 AM	160	193	158	159	131	160
8:00-9:00 AM	154	179	154	134	118	148

4:00-5:00 PM	21	24	27	17	16	21
4:15-5:15 PM	18	22	25	10	13	18
4:30-5:30 PM	18	15	18	14	16	16
4:45-5:45 PM	18	13	13	12	20	15
5:00-6:00 PM	13	15	11	13	18	14

Client: AECOM
 File Number:
 Route: L-2a
 Location:

Site Ref: L-2a
 Direction: OUT

Count Date	5/2/2022		5/3/2022		5/4/2022		5/5/2022		5/6/2022		AM	PM
	AM	PM	AM	PM	AM	PM	AM	PM	AM	PM		
0:00	0	9	0	12	0	15	2	13	0	3	2	52
0:15	0	5	0	9	2	11	2	12	3	15	7	52
0:30	0	12	1	16	0	14	1	8	2	17	4	67
0:45	0	16	0	11	2	13	0	4	0	18	2	62
1:00	0	9	0	14	0	14	0	12	0	11	0	60
1:15	0	9	1	16	0	11	1	11	1	13	3	60
1:30	0	16	3	38	1	19	0	12	0	19	4	104
1:45	0	20	0	23	0	20	1	13	0	14	1	90
2:00	0	12	2	31	1	21	0	18	0	27	3	109
2:15	2	20	1	15	1	12	2	21	1	14	7	82
2:30	0	28	0	29	0	27	0	33	0	34	0	151
2:45	0	24	0	29	0	24	0	20	0	21	0	118
3:00	0	23	0	37	1	24	0	18	0	16	1	118
3:15	0	23	0	29	0	18	0	26	0	24	0	120
3:30	0	37	0	35	0	53	0	38	1	41	1	204
3:45	0	25	1	31	0	24	0	31	0	31	1	142
4:00	1	44	0	54	3	47	0	45	0	24	4	214
4:15	0	36	1	46	0	46	0	38	0	33	1	199
4:30	1	50	2	37	0	47	1	44	0	40	4	218
4:45	0	43	3	43	1	48	0	46	0	44	4	224
5:00	0	44	0	56	0	58	0	59	1	47	1	264
5:15	0	42	1	62	2	57	2	55	0	50	5	266
5:30	3	35	1	60	0	29	1	38	0	38	5	200
5:45	3	20	1	43	1	41	5	30	0	21	10	155
6:00	5	34	5	40	1	30	2	33	1	22	14	159
6:15	0	19	1	27	1	24	4	24	2	15	8	109
6:30	0	16	1	24	1	27	4	24	2	11	8	102
6:45	2	12	3	14	7	19	0	9	1	8	13	62
7:00	3	7	1	17	2	12	1	17	1	13	8	66
7:15	4	9	14	20	3	17	4	10	1	8	26	64
7:30	5	14	8	35	4	35	4	37	5	29	26	150
7:45	1	12	4	32	1	38	7	24	5	26	18	132
8:00	3	4	7	13	4	15	7	13	6	16	27	61
8:15	5	6	7	6	2	5	3	8	9	5	26	30
8:30	3	7	7	6	3	9	8	8	4	5	25	35
8:45	3	0	6	2	4	4	6	7	6	1	25	14
9:00	2	2	7	2	7	2	1	3	4	4	21	13
9:15	13	0	8	5	4	1	3	1	4	1	32	8
9:30	8	1	9	5	8	5	6	7	6	8	37	26
9:45	7	2	13	1	5	3	1	1	5	2	31	9
10:00	2	1	5	0	6	1	7	0	8	0	28	2
10:15	9	0	6	0	8	0	10	0	5	1	38	1
10:30	6	2	6	1	2	1	7	0	4	1	25	5
10:45	4	0	13	0	8	0	3	2	6	1	34	3
11:00	7	1	10	1	7	1	0	4	9	1	33	8
11:15	7	1	8	1	10	2	8	0	8	0	41	4
11:30	10	1	4	2	4	0	11	0	9	2	38	5
11:45	8	0	13	0	14	0	11	1	7	4	53	5
Totals	127	753	184	1030	131	944	136	878	127	809	705	4404
Day Total	880		1214		1075		1014		936		5109	
AM Pct		14.4%		15.2%		12.2%		13.4%				

Peak Hour
 Peak Volume
 P.H.F

AECOM

7:00-8:00 AM	13	27	10	16	12	16
7:15-8:15 AM	13	33	12	22	17	19
7:30-8:30 AM	14	26	11	21	25	19
7:45-8:45 AM	12	25	10	25	24	19
8:00-9:00 AM	14	27	13	24	25	21

4:00-5:00 PM	173	180	188	173	141	171
4:15-5:15 PM	173	182	199	187	164	181
4:30-5:30 PM	179	198	210	204	181	194
4:45-5:45 PM	164	221	192	198	179	191
5:00-6:00 PM	141	221	185	182	156	177

Client: AECOM
 File Number:
 Route: L-3b
 Location:

Site Ref: L-3b
 Direction: IN

Count Date	5/2/2022		5/3/2022		5/4/2022		5/5/2022		5/6/2022			
	AM	PM	AM	PM	AM	PM	AM	PM	AM	PM	AM	PM
0:00	0	4	0	4	0	4	0	3	0	3	0	18
0:15	0	0	1	2	0	3	0	2	0	2	1	9
0:30	1	2	0	3	0	1	0	3	0	0	1	9
0:45	1	2	0	2	1	3	0	4	0	4	2	15
1:00	0	5	0	3	0	3	0	4	0	3	0	18
1:15	1	0	1	2	0	2	1	0	0	1	3	5
1:30	0	2	0	2	0	4	0	4	0	5	0	17
1:45	0	3	0	3	0	5	0	2	0	5	0	18
2:00	0	1	0	3	0	2	0	2	0	5	0	13
2:15	1	6	0	5	0	3	0	11	0	4	1	29
2:30	0	3	0	1	0	2	0	1	0	2	0	9
2:45	1	5	0	2	0	2	0	3	0	6	1	18
3:00	0	1	0	3	0	2	0	8	0	5	0	19
3:15	0	2	1	0	0	3	0	4	0	5	1	14
3:30	3	2	3	4	1	6	1	2	3	4	11	18
3:45	1	2	2	4	2	3	2	3	0	2	7	14
4:00	1	2	1	4	0	3	0	6	0	5	2	20
4:15	3	1	2	3	1	6	2	6	1	2	9	18
4:30	2	2	3	6	2	3	3	6	2	3	12	20
4:45	9	2	9	1	6	2	6	5	6	7	36	17
5:00	3	3	10	6	5	5	7	1	2	2	27	17
5:15	6	4	10	4	4	5	4	4	4	6	28	23
5:30	6	3	7	7	5	6	4	5	3	3	25	24
5:45	6	2	12	2	8	3	9	0	9	2	44	9
6:00	9	1	12	8	8	3	3	0	8	2	40	14
6:15	22	5	31	3	23	6	18	2	21	3	115	19
6:30	22	3	28	6	39	1	42	6	30	7	161	23
6:45	13	7	14	6	13	5	19	8	10	5	69	31
7:00	7	1	13	1	13	3	5	4	4	2	42	11
7:15	9	0	6	0	2	3	6	0	9	4	32	7
7:30	10	1	5	1	5	0	2	2	4	2	26	6
7:45	5	3	4	0	3	1	6	2	7	1	25	7
8:00	3	0	3	3	4	1	3	0	1	0	14	4
8:15	3	0	2	0	1	0	0	1	5	2	11	3
8:30	8	1	9	2	3	4	3	6	2	1	25	14
8:45	5	1	6	0	1	1	3	0	8	1	23	3
9:00	5	2	6	5	5	1	1	2	3	2	20	12
9:15	2	0	2	2	4	2	1	1	3	2	12	7
9:30	2	1	0	1	2	1	5	1	8	0	17	4
9:45	6	0	6	0	3	1	1	0	2	0	18	1
10:00	6	2	1	0	1	0	2	0	4	0	14	2
10:15	4	1	4	0	4	0	1	1	0	2	13	4
10:30	6	0	5	0	1	0	2	0	2	0	16	0
10:45	2	1	3	1	2	0	8	1	7	0	22	3
11:00	3	0	2	0	2	0	6	0	3	1	16	1
11:15	2	3	0	0	2	1	0	0	1	0	5	4
11:30	0	0	2	0	4	0	1	0	2	0	9	0
11:45	6	0	7	1	1	0	2	0	7	1	23	2
Totals	205	92	233	116	181	115	179	126	181	125	979	573
Day Total	297		349		296		305		306		1552	
AM Pct	69.0%		66.8%		61.1%		58.7%					

Peak Hour
 Peak Volume
 P.H.F

AECOM

7:00-8:00 AM	31	28	23	19	24	25
7:15-8:15 AM	27	18	14	17	21	19
7:30-8:30 AM	21	14	13	11	17	15
7:45-8:45 AM	19	18	11	12	15	15
8:00-9:00 AM	19	20	9	9	16	15

4:00-5:00 PM	7	14	14	23	17	15
4:15-5:15 PM	8	16	16	18	14	14
4:30-5:30 PM	11	17	15	16	18	15
4:45-5:45 PM	12	18	18	15	18	16
5:00-6:00 PM	12	19	19	10	13	15

Client: AECOM
 File Number:
 Route: L-3b
 Location:

Site Ref: L-3b
 Direction: OUT

Count Date	5/2/2022		5/3/2022		5/4/2022		5/5/2022		5/6/2022		AM	PM
	AM	PM	AM	PM	AM	PM	AM	PM	AM	PM		
0:00	1	6	0	8	0	7	1	2	0	3	2	26
0:15	1	6	0	2	0	1	0	5	0	5	1	19
0:30	1	3	0	4	0	1	1	3	0	5	2	16
0:45	1	3	0	4	0	5	0	6	0	2	1	20
1:00	2	4	0	7	1	6	2	3	0	4	5	24
1:15	2	5	0	2	0	2	0	10	0	2	2	21
1:30	0	11	1	13	0	4	0	11	0	9	1	48
1:45	0	7	0	12	1	9	1	2	0	8	2	38
2:00	0	4	0	5	1	6	1	6	2	6	4	27
2:15	1	3	1	6	1	2	1	8	1	4	5	23
2:30	0	5	0	5	0	6	0	10	0	8	0	34
2:45	1	3	0	9	0	4	0	2	1	9	2	27
3:00	1	4	1	8	0	5	0	2	0	6	2	25
3:15	0	9	4	6	3	13	0	8	1	10	8	46
3:30	0	8	0	8	0	8	0	8	0	13	0	45
3:45	0	9	0	5	1	5	1	4	0	8	2	31
4:00	0	10	0	8	0	8	0	10	0	6	0	42
4:15	1	9	0	7	0	14	0	11	0	8	1	49
4:30	3	7	0	7	0	8	6	9	4	10	13	41
4:45	0	9	0	12	0	7	0	11	0	8	0	47
5:00	1	4	1	10	0	15	0	9	0	11	2	49
5:15	2	10	0	5	0	7	0	8	0	8	2	38
5:30	2	7	1	9	0	5	0	5	3	10	6	36
5:45	0	3	1	7	4	3	2	6	5	7	12	26
6:00	3	10	2	1	1	9	1	8	2	6	9	34
6:15	0	8	0	6	0	2	0	3	2	3	2	22
6:30	2	6	7	7	4	4	1	3	0	4	14	24
6:45	3	5	10	6	1	3	3	6	1	3	18	23
7:00	3	2	12	6	3	3	1	2	1	3	20	16
7:15	6	6	8	2	2	6	0	8	6	10	22	32
7:30	4	7	7	23	6	25	2	21	5	13	24	89
7:45	3	4	10	7	2	13	6	13	0	11	21	48
8:00	3	2	1	4	5	4	6	4	6	3	21	17
8:15	1	1	0	2	2	4	2	7	1	2	6	16
8:30	3	4	11	2	2	2	1	6	0	2	17	16
8:45	1	3	4	1	0	0	2	0	2	1	9	5
9:00	2	1	9	0	9	3	3	3	2	6	25	13
9:15	2	3	7	6	3	2	3	4	1	0	16	15
9:30	5	3	2	2	5	2	4	1	7	2	23	10
9:45	6	0	2	0	5	0	1	2	2	1	16	3
10:00	2	4	1	4	1	3	2	0	3	1	9	12
10:15	9	0	3	0	4	0	2	1	1	0	19	1
10:30	4	1	1	3	2	2	6	1	2	3	15	10
10:45	8	3	4	1	1	2	5	3	7	1	25	10
11:00	7	2	5	5	3	0	5	8	9	1	29	16
11:15	0	1	1	1	0	1	0	2	2	0	3	5
11:30	3	2	0	1	7	0	1	1	4	3	15	7
11:45	5	2	2	2	3	2	3	1	6	3	19	10
Totals	105	229	119	261	83	243	76	267	89	255	472	1252
Day Total	334		380		326		343		344		1724	
AM Pct	31.4%		31.3%		25.5%		22.2%					

Peak Hour
 Peak Volume
 P.H.F

AECOM

7:00-8:00 AM	16	37	13	9	12	17
7:15-8:15 AM	16	26	15	14	17	18
7:30-8:30 AM	11	18	15	16	12	14
7:45-8:45 AM	10	22	11	15	7	13
8:00-9:00 AM	8	16	9	11	9	11

4:00-5:00 PM	35	34	37	41	32	36
4:15-5:15 PM	29	36	44	40	37	37
4:30-5:30 PM	30	34	37	37	37	35
4:45-5:45 PM	30	36	34	33	37	34
5:00-6:00 PM	24	31	30	28	36	30

Client: AECOM
 File Number:
 Route: L-9a
 Location:

Site Ref: L-9a
 Direction: IN

Count Date	5/2/2022		5/3/2022		5/4/2022		5/5/2022		5/6/2022			
	AM	PM	AM	PM	AM	PM	AM	PM	AM	PM	AM	PM
0:00	0	1	0	1	0	0	0	1	0	3	0	6
0:15	0	0	0	0	0	2	1	1	0	1	1	4
0:30	0	1	0	0	0	0	0	1	0	0	0	2
0:45	0	0	0	0	0	0	0	2	0	0	0	2
1:00	0	0	0	1	0	0	0	0	0	0	0	1
1:15	0	1	0	0	0	1	0	0	0	1	0	3
1:30	0	0	0	0	0	1	0	2	0	1	0	4
1:45	0	0	0	0	0	0	0	0	0	2	0	2
2:00	0	1	0	1	0	1	0	0	0	0	0	3
2:15	0	0	0	3	0	1	0	1	0	1	0	6
2:30	0	1	0	1	0	1	0	0	0	1	0	4
2:45	1	0	0	0	0	0	0	0	0	1	1	1
3:00	0	2	1	1	0	2	0	2	0	2	1	9
3:15	0	0	0	0	0	0	0	0	0	0	0	0
3:30	1	1	0	0	0	0	0	0	0	0	1	1
3:45	0	0	0	0	0	1	0	0	0	0	0	1
4:00	1	1	1	0	2	0	2	0	3	1	9	2
4:15	0	0	0	0	1	1	0	1	0	0	1	2
4:30	0	1	1	0	0	1	1	0	2	0	4	2
4:45	2	0	0	0	2	1	2	0	0	0	6	1
5:00	0	0	0	1	0	1	0	0	0	0	0	2
5:15	0	0	0	0	0	0	0	0	0	0	0	0
5:30	1	0	2	0	0	0	1	0	0	0	4	0
5:45	0	0	0	0	0	1	0	1	0	0	0	2
6:00	0	0	0	0	1	0	0	0	0	0	1	0
6:15	1	0	1	0	0	0	0	0	0	0	2	0
6:30	0	0	1	0	1	0	0	0	0	0	2	0
6:45	0	0	0	0	0	1	1	0	2	1	3	2
7:00	0	0	0	0	1	0	0	0	0	0	1	0
7:15	0	0	0	1	0	0	0	0	2	0	2	1
7:30	0	0	0	0	0	0	0	0	1	0	1	0
7:45	1	0	0	0	0	0	0	1	0	0	1	1
8:00	2	0	2	0	0	0	1	0	0	0	5	0
8:15	0	0	0	0	2	0	1	2	0	0	3	2
8:30	0	3	0	5	0	3	1	5	1	3	2	19
8:45	1	1	0	1	0	1	0	1	0	1	1	5
9:00	0	1	0	1	2	2	1	1	2	0	5	5
9:15	0	0	1	0	0	0	1	0	1	1	3	1
9:30	0	2	1	1	1	1	1	2	0	2	3	8
9:45	2	0	1	1	0	0	1	0	0	1	4	2
10:00	1	3	2	2	0	1	0	0	1	0	4	6
10:15	1	0	2	0	2	0	3	0	3	0	11	0
10:30	3	0	3	0	4	0	3	0	0	0	13	0
10:45	3	0	1	0	3	0	1	0	2	0	10	0
11:00	0	0	1	0	1	0	0	0	1	0	3	0
11:15	1	0	0	0	0	0	1	0	0	0	2	0
11:30	0	0	0	0	0	0	0	0	1	0	1	0
11:45	0	0	0	0	0	0	1	0	0	1	1	1
Totals	22	20	21	21	23	24	24	24	22	21	112	113
Day Total	42		42		47		48		43		225	
AM Pct	52.4%		50.0%		48.9%		50.0%					

Peak Hour
 Peak Volume
 P.H.F

AECOM

7:00-8:00 AM	1	0	1	0	3	1
7:15-8:15 AM	3	2	0	1	3	2
7:30-8:30 AM	3	2	2	2	1	2
7:45-8:45 AM	3	2	2	3	1	2
8:00-9:00 AM	3	2	2	3	1	2

4:00-5:00 PM	2	0	3	1	1	1
4:15-5:15 PM	1	1	4	1	0	1
4:30-5:30 PM	1	1	3	0	0	1
4:45-5:45 PM	0	1	2	0	0	1
5:00-6:00 PM	0	1	2	1	0	1

Client: AECOM
 File Number:
 Route: L-9a
 Location:

Site Ref: L-9a
 Direction: OUT

Count Date	5/2/2022		5/3/2022		5/4/2022		5/5/2022		5/6/2022		AM	PM
Count Time	AM	PM	AM	PM	AM	PM	AM	PM	AM	PM	AM	PM
0:00	0	1	0	0	1	0	0	1	0	3	1	5
0:15	0	0	0	0	0	0	0	0	0	1	0	1
0:30	0	0	0	0	0	1	0	3	0	1	0	5
0:45	0	0	0	1	0	1	1	0	0	0	1	2
1:00	0	0	0	0	0	0	0	1	0	0	0	1
1:15	0	0	0	0	0	1	0	0	0	1	0	2
1:30	0	1	0	3	0	1	0	2	0	2	0	9
1:45	0	1	0	0	0	4	0	3	0	1	0	9
2:00	0	4	0	3	0	2	0	2	0	4	0	15
2:15	0	2	0	1	0	2	0	2	0	0	0	7
2:30	0	1	0	2	0	1	0	2	0	2	0	8
2:45	0	2	0	1	0	1	0	0	0	1	0	5
3:00	1	0	0	0	0	0	0	0	0	0	1	0
3:15	0	0	0	1	0	0	0	0	0	0	0	1
3:30	0	0	0	0	0	0	0	0	0	0	0	0
3:45	1	0	0	0	0	0	0	0	0	0	1	0
4:00	0	0	0	0	0	1	0	0	0	0	0	1
4:15	0	1	0	0	0	0	0	1	0	0	0	2
4:30	2	0	0	0	2	3	1	0	1	0	6	3
4:45	3	1	2	0	1	1	0	1	0	3	6	6
5:00	0	0	3	0	0	0	1	1	0	0	4	1
5:15	1	0	0	0	0	0	0	1	1	0	2	1
5:30	0	2	0	2	1	1	1	1	1	1	3	7
5:45	2	1	1	0	3	0	3	0	2	0	11	1
6:00	1	1	1	0	3	0	3	0	1	0	9	1
6:15	0	0	0	1	0	2	0	1	1	1	1	5
6:30	0	0	0	2	0	0	0	0	0	0	0	2
6:45	1	0	0	0	1	1	1	0	0	0	3	1
7:00	0	0	2	0	0	0	0	1	1	1	3	2
7:15	0	0	0	0	1	0	0	0	1	0	2	0
7:30	0	1	1	1	0	0	0	0	0	0	1	2
7:45	0	0	0	0	0	0	0	0	0	0	0	0
8:00	0	0	1	1	0	0	0	0	0	0	1	1
8:15	1	0	1	0	1	0	0	1	1	0	4	1
8:30	0	0	0	0	1	0	3	1	2	0	6	1
8:45	2	0	3	0	1	0	0	0	1	0	7	0
9:00	1	0	0	0	1	0	0	0	0	0	2	0
9:15	0	0	0	0	1	0	1	1	1	0	3	1
9:30	0	1	0	0	0	0	1	0	1	0	2	1
9:45	0	0	2	1	1	1	1	0	1	1	4	3
10:00	1	0	0	0	0	0	1	1	0	0	2	1
10:15	0	2	0	0	1	0	0	0	0	0	1	2
10:30	3	0	0	0	3	0	0	0	1	0	7	0
10:45	2	0	2	0	1	1	1	0	0	0	6	1
11:00	2	0	0	0	0	0	1	0	1	0	4	0
11:15	1	0	0	0	0	0	1	0	0	0	2	0
11:30	0	0	1	0	2	0	0	0	1	0	4	0
11:45	0	0	1	0	0	0	1	0	2	0	4	0
Totals	25	22	21	20	26	25	22	27	20	20	114	117
Day Total	47		41		51		49		40		231	
AM Pct	53.2%		51.2%		51.0%		44.9%					

Peak Hour
 Peak Volume
 P.H.F

AECOM

7:00-8:00 AM	0	3	1	0	2	1
7:15-8:15 AM	0	2	1	0	1	1
7:30-8:30 AM	1	3	1	0	1	1
7:45-8:45 AM	1	2	2	3	3	2
8:00-9:00 AM	3	5	3	3	4	4

Client: AECOM
 File Number:
 Route: PS-1a
 Location:

Site Ref: PS-1a
 Direction: IN

Count Date	5/2/2022		5/3/2022		5/4/2022		5/5/2022		5/6/2022		AM	PM
	AM	PM	AM	PM	AM	PM	AM	PM	AM	PM		
0:00	3	7	3	5	4	2	1	6	3	3	14	23
0:15	2	3	1	1	0	5	1	9	3	5	7	23
0:30	0	7	0	4	4	4	1	4	5	4	10	23
0:45	1	5	1	5	1	8	2	6	0	4	5	28
1:00	2	4	8	5	10	8	7	9	12	13	39	39
1:15	0	9	1	7	4	9	6	11	2	5	13	41
1:30	0	4	0	12	2	13	1	9	1	11	4	49
1:45	1	4	1	7	0	10	0	9	0	12	2	42
2:00	0	7	5	6	4	8	2	6	3	5	14	32
2:15	0	7	2	13	0	9	0	6	0	6	2	41
2:30	3	6	0	14	0	7	0	10	0	7	3	44
2:45	0	7	1	7	0	6	0	12	0	7	1	39
3:00	0	13	0	13	0	16	0	17	0	12	0	71
3:15	0	12	0	14	0	14	0	9	0	16	0	65
3:30	0	26	0	23	0	23	0	25	0	20	0	117
3:45	0	7	1	10	2	14	0	16	0	6	3	53
4:00	1	18	0	7	0	11	0	15	3	13	4	64
4:15	1	10	0	11	0	17	0	12	1	14	2	64
4:30	4	8	3	12	3	12	5	23	5	18	20	73
4:45	1	9	0	10	0	13	0	15	0	12	1	59
5:00	1	13	2	14	3	19	1	26	0	19	7	91
5:15	0	17	2	19	0	33	0	19	0	15	2	103
5:30	1	15	1	21	1	14	2	16	0	15	5	81
5:45	1	12	1	16	2	15	0	5	0	11	4	59
6:00	0	10	3	13	1	8	3	16	2	11	9	58
6:15	3	19	0	9	2	15	0	14	2	6	7	63
6:30	4	7	3	8	5	8	3	7	3	8	18	38
6:45	6	15	4	10	8	15	3	16	4	14	25	70
7:00	19	12	22	7	16	10	14	14	16	12	87	55
7:15	6	10	15	16	19	16	15	10	12	12	67	64
7:30	16	7	13	12	14	7	14	16	14	4	71	46
7:45	10	8	12	7	6	9	6	6	9	13	43	43
8:00	2	3	1	5	2	8	3	11	0	5	8	32
8:15	4	5	2	10	2	3	4	8	4	3	16	29
8:30	3	0	5	3	6	1	1	3	1	2	16	9
8:45	0	2	0	4	3	5	3	6	0	4	6	21
9:00	1	5	4	2	1	4	3	1	2	0	11	12
9:15	2	0	2	5	6	1	1	4	1	1	12	11
9:30	1	1	3	1	4	4	0	2	4	6	12	14
9:45	2	4	4	5	4	5	2	2	7	2	19	18
10:00	1	7	3	3	2	1	1	6	2	3	9	20
10:15	0	0	4	3	5	5	0	3	3	1	12	12
10:30	2	4	1	5	5	3	3	3	2	3	13	18
10:45	2	2	9	1	2	1	4	3	1	0	18	7
11:00	1	5	7	6	1	4	3	10	5	6	17	31
11:15	5	11	1	5	5	5	7	8	3	3	21	32
11:30	2	5	3	7	4	8	6	8	5	11	20	39
11:45	4	2	9	1	5	3	4	6	3	1	25	13
Totals	118	374	163	404	168	439	132	478	143	386	724	2079
Day Total	492		567		607		610		529		2803	
AM Pct	24.0%		28.7%		27.7%		21.6%					

Peak Hour
 Peak Volume
 P.H.F

AECOM

7:00-8:00 AM	51	62	55	49	51	54
7:15-8:15 AM	34	41	41	38	35	38
7:30-8:30 AM	32	28	24	27	27	28
7:45-8:45 AM	19	20	16	14	14	17
8:00-9:00 AM	9	8	13	11	5	9

4:00-5:00 PM	45	40	53	65	57	52
4:15-5:15 PM	40	47	61	76	63	57
4:30-5:30 PM	47	55	77	83	64	65
4:45-5:45 PM	54	64	79	76	61	67
5:00-6:00 PM	57	70	81	66	60	67

Client: AECOM
 File Number:
 Route: PS-1a
 Location:

Site Ref: PS-1a
 Direction: OUT

Count Date	5/2/2022		5/3/2022		5/4/2022		5/5/2022		5/6/2022		AM	PM
	AM	PM	AM	PM	AM	PM	AM	PM	AM	PM		
0:00	1	3	0	5	0	10	0	8	1	3	2	29
0:15	0	7	0	6	0	7	0	10	2	2	2	32
0:30	0	8	0	2	0	3	0	4	0	4	0	21
0:45	0	4	0	8	0	6	0	10	0	4	0	32
1:00	1	0	0	6	0	7	0	9	0	4	1	26
1:15	0	10	0	5	0	8	0	2	0	5	0	30
1:30	1	11	1	4	1	6	0	4	0	6	3	31
1:45	0	6	1	7	0	6	0	1	0	8	1	28
2:00	0	6	0	3	0	5	1	5	0	5	1	24
2:15	0	9	0	6	0	8	2	7	0	5	2	35
2:30	1	4	2	4	1	9	1	5	3	16	8	38
2:45	0	5	0	4	0	4	2	9	0	9	2	31
3:00	0	2	1	3	1	5	0	10	0	5	2	25
3:15	1	3	1	4	2	4	1	4	0	3	5	18
3:30	3	5	1	3	1	10	0	7	1	4	6	29
3:45	1	6	1	10	3	4	5	7	3	8	13	35
4:00	2	4	4	7	0	5	2	11	2	11	10	38
4:15	4	6	6	7	8	11	5	11	7	9	30	44
4:30	5	3	5	1	3	6	8	6	2	3	23	19
4:45	7	5	15	2	6	4	3	6	4	7	35	24
5:00	7	5	12	6	2	9	8	5	1	5	30	30
5:15	3	4	15	4	6	7	3	4	6	1	33	20
5:30	9	3	13	2	14	5	11	3	11	3	58	16
5:45	12	2	23	9	19	8	22	4	24	2	100	25
6:00	8	8	20	7	20	6	18	3	20	6	86	30
6:15	14	9	28	13	27	15	22	10	30	7	121	54
6:30	14	8	22	7	35	5	28	3	23	3	122	26
6:45	20	2	33	0	26	4	23	5	22	2	124	13
7:00	21	2	16	1	11	4	21	2	13	3	82	12
7:15	12	1	11	4	17	2	8	1	10	0	58	8
7:30	17	1	7	2	12	0	12	3	11	4	59	10
7:45	9	1	13	0	10	3	15	5	9	0	56	9
8:00	17	1	18	3	8	2	11	1	10	3	64	10
8:15	8	2	7	1	14	4	8	1	12	1	49	9
8:30	11	1	8	1	13	4	14	5	7	1	53	12
8:45	4	6	10	2	8	1	8	3	6	4	36	16
9:00	11	2	10	2	13	1	8	4	7	1	49	10
9:15	12	5	8	2	7	5	9	3	10	1	46	16
9:30	9	4	12	6	10	0	8	1	8	3	47	14
9:45	5	4	9	3	2	3	6	4	4	3	26	17
10:00	4	6	9	13	5	8	6	5	6	3	30	35
10:15	5	9	6	8	8	5	5	7	7	9	31	38
10:30	2	2	4	5	9	3	4	2	8	1	27	13
10:45	5	3	2	1	6	1	4	2	4	4	21	11
11:00	3	1	5	1	5	0	3	0	6	1	22	3
11:15	3	1	6	0	5	0	10	2	3	1	27	4
11:30	1	0	2	0	4	1	7	1	6	1	20	3
11:45	4	1	7	0	7	0	9	0	5	0	32	1
Totals	277	201	374	200	349	234	341	225	314	197	1655	1054
Day Total	478		574		583		566		511		2709	
AM Pct	57.9%		65.2%		59.9%		60.2%					

Peak Hour
 Peak Volume
 P.H.F

AECOM

7:00-8:00 AM	59	47	50	56	43	51
7:15-8:15 AM	55	49	47	46	40	47
7:30-8:30 AM	51	45	44	46	42	46
7:45-8:45 AM	45	46	45	48	38	44
8:00-9:00 AM	40	43	43	41	35	40

4:00-5:00 PM	18	17	26	34	30	25
4:15-5:15 PM	19	16	30	28	24	23
4:30-5:30 PM	17	13	26	21	16	19
4:45-5:45 PM	17	14	25	18	16	18
5:00-6:00 PM	14	21	29	16	11	18

Client: AECOM
 File Number:
 Route: PS-1b
 Location:

Site Ref: PS-1b
 Direction: IN

Count Date	5/2/2022		5/3/2022		5/4/2022		5/5/2022		5/6/2022		AM	PM
	AM	PM	AM	PM	AM	PM	AM	PM	AM	PM		
0:00	0	8	1	2	2	9	0	10	1	3	4	32
0:15	0	4	0	2	0	10	0	8	1	9	1	33
0:30	0	4	0	6	0	14	2	9	1	7	3	40
0:45	0	10	1	8	0	5	0	10	1	2	2	35
1:00	0	8	0	10	0	2	0	6	0	5	0	31
1:15	0	7	0	15	0	8	0	14	2	9	2	53
1:30	0	5	0	5	0	7	0	11	0	6	0	34
1:45	0	9	0	10	0	7	1	12	0	5	1	43
2:00	0	10	1	8	0	12	0	8	0	11	1	49
2:15	0	3	0	7	0	6	0	9	1	8	1	33
2:30	0	3	0	7	0	11	0	10	3	12	3	43
2:45	0	6	0	10	0	5	0	6	0	7	0	34
3:00	0	3	0	3	0	7	1	5	0	1	1	19
3:15	0	8	0	1	0	1	0	8	1	4	1	22
3:30	1	5	0	5	0	8	0	4	0	6	1	28
3:45	1	9	2	11	2	9	3	6	0	3	8	38
4:00	0	5	2	5	4	6	3	8	4	5	13	29
4:15	1	4	1	5	0	12	1	8	1	6	4	35
4:30	1	3	1	6	3	3	1	3	2	6	8	21
4:45	1	2	2	4	0	11	2	8	1	6	6	31
5:00	1	2	6	4	2	7	2	4	3	0	14	17
5:15	5	8	13	4	5	13	3	5	3	4	29	34
5:30	3	4	8	13	7	9	4	5	6	3	28	34
5:45	9	4	9	8	9	9	11	5	8	5	46	31
6:00	12	5	20	9	10	12	13	7	11	8	66	41
6:15	11	1	24	7	22	13	29	15	16	7	102	43
6:30	12	3	15	10	23	8	21	14	26	7	97	42
6:45	15	3	15	6	22	4	15	13	19	2	86	28
7:00	16	2	17	10	11	4	18	7	16	5	78	28
7:15	19	1	16	0	17	3	17	1	9	2	78	7
7:30	8	1	21	5	15	0	19	1	20	1	83	8
7:45	16	6	14	4	18	2	17	6	8	2	73	20
8:00	15	0	10	5	14	3	12	3	12	3	63	14
8:15	10	2	8	2	17	1	11	1	7	0	53	6
8:30	14	0	9	1	15	0	15	0	5	1	58	2
8:45	11	0	8	1	11	4	7	0	10	1	47	6
9:00	12	3	17	3	10	3	14	3	13	0	66	12
9:15	14	3	8	0	22	1	7	4	6	1	57	9
9:30	15	2	6	3	7	0	13	2	12	0	53	7
9:45	4	2	11	2	15	3	10	4	3	2	43	13
10:00	6	0	11	2	8	3	8	2	10	2	43	9
10:15	8	5	13	2	7	5	14	4	6	5	48	21
10:30	3	1	7	3	3	4	12	2	7	7	32	17
10:45	9	3	12	2	13	3	3	1	9	3	46	12
11:00	8	0	7	1	8	0	10	0	6	2	39	3
11:15	8	0	8	0	9	1	10	1	2	0	37	2
11:30	1	0	6	0	11	1	12	1	10	1	40	3
11:45	4	0	4	0	3	0	5	1	7	0	23	1
Totals	274	177	334	237	345	269	346	275	289	198	1588	1153
Day Total	451		571		614		621		487		2741	
AM Pct	60.8%		58.5%		56.2%		55.7%					

Peak Hour
 Peak Volume
 P.H.F

AECOM

7:00-8:00 AM	59	68	61	71	53	62
7:15-8:15 AM	58	61	64	65	49	59
7:30-8:30 AM	49	53	64	59	47	54
7:45-8:45 AM	55	41	64	55	32	49
8:00-9:00 AM	50	35	57	45	34	44

4:00-5:00 PM	14	20	32	27	23	23
4:15-5:15 PM	11	19	33	23	18	21
4:30-5:30 PM	15	18	34	20	16	21
4:45-5:45 PM	16	25	40	22	13	23
5:00-6:00 PM	18	29	38	19	12	23

Client: AECOM
 File Number:
 Route: PS-1b
 Location:

Site Ref: PS-1b
 Direction: OUT

Count Date	5/2/2022		5/3/2022		5/4/2022		5/5/2022		5/6/2022		AM	PM
	AM	PM	AM	PM	AM	PM	AM	PM	AM	PM		
0:00	1	8	3	5	0	7	1	7	0	3	5	30
0:15	1	9	3	3	1	5	4	11	3	4	12	32
0:30	1	1	1	4	3	6	1	5	2	15	8	31
0:45	0	2	2	11	0	4	1	6	1	7	4	30
1:00	0	7	1	11	0	10	0	16	0	4	1	48
1:15	0	5	1	6	0	8	0	8	1	11	2	38
1:30	0	5	0	10	1	7	0	15	1	15	2	52
1:45	1	10	1	5	0	6	1	10	0	8	3	39
2:00	2	10	0	12	0	9	0	10	1	12	3	53
2:15	0	7	0	10	0	13	1	8	1	13	2	51
2:30	0	14	0	18	1	16	0	12	1	12	2	72
2:45	0	9	0	11	0	16	0	13	0	6	0	55
3:00	0	12	1	15	0	10	1	13	0	7	2	57
3:15	0	10	0	20	0	9	0	16	2	19	2	74
3:30	0	8	0	11	0	17	0	23	2	6	2	65
3:45	0	7	1	13	1	9	0	16	0	14	2	59
4:00	0	14	0	9	0	14	0	17	0	11	0	65
4:15	0	10	0	11	0	10	1	16	1	13	2	60
4:30	1	8	1	19	0	17	0	14	0	12	2	70
4:45	1	10	0	2	0	19	2	20	0	8	3	59
5:00	0	12	1	15	2	19	1	13	0	12	4	71
5:15	2	12	0	23	0	15	0	25	1	11	3	86
5:30	1	18	0	17	1	14	2	17	2	18	6	84
5:45	0	13	0	19	5	17	0	15	1	14	6	78
6:00	1	10	6	19	2	17	3	19	4	7	16	72
6:15	3	12	1	12	4	18	1	10	0	11	9	63
6:30	0	8	3	13	4	14	5	12	1	12	13	59
6:45	8	7	4	16	2	19	4	13	1	8	19	63
7:00	4	9	4	14	13	13	3	12	9	9	33	57
7:15	4	14	8	9	12	9	14	12	10	8	48	52
7:30	5	5	7	11	13	12	12	11	13	5	50	44
7:45	5	5	7	14	7	12	6	18	7	10	32	59
8:00	4	6	2	4	5	13	3	11	6	4	20	38
8:15	3	3	1	10	0	7	1	12	1	7	6	39
8:30	2	4	4	5	1	2	4	1	1	1	12	13
8:45	6	2	1	2	2	7	3	1	2	7	14	19
9:00	2	9	3	2	3	4	2	4	1	2	11	21
9:15	1	3	4	8	17	9	2	5	5	2	29	27
9:30	1	1	0	3	6	2	1	3	4	0	12	9
9:45	4	1	1	0	1	4	4	1	0	1	10	7
10:00	1	1	4	3	4	3	5	3	3	1	17	11
10:15	3	0	3	0	4	3	4	2	1	7	15	12
10:30	9	2	3	2	3	0	4	2	8	2	27	8
10:45	1	0	6	1	4	1	2	4	3	4	16	10
11:00	6	4	8	5	2	2	8	1	3	1	27	13
11:15	4	2	3	0	3	1	7	5	2	5	19	13
11:30	2	4	7	8	9	4	2	3	4	4	24	23
11:45	8	0	4	2	13	2	6	3	10	2	41	9
Totals	98	333	110	443	149	455	122	494	119	376	598	2100
Day Total	431		553		604		616		495		2698	
AM Pct	22.7%		19.9%		24.7%		19.8%					

Peak Hour
 Peak Volume
 P.H.F

AECOM

7:00-8:00 AM	18	26	45	35	39	33
7:15-8:15 AM	18	24	37	35	36	30
7:30-8:30 AM	17	17	25	22	27	22
7:45-8:45 AM	14	14	13	14	15	14
8:00-9:00 AM	15	8	8	11	10	10

4:00-5:00 PM	42	41	60	67	44	51
4:15-5:15 PM	40	47	65	63	45	52
4:30-5:30 PM	42	59	70	72	43	57
4:45-5:45 PM	52	57	67	75	49	60
5:00-6:00 PM	55	74	65	70	55	64

Client: AECOM
 File Number:
 Route: PS-5a
 Location:

Site Ref: PS-5a
 Direction: IN

Count Date	5/2/2022		5/3/2022		5/4/2022		5/5/2022		5/6/2022		AM	PM
	AM	PM	AM	PM	AM	PM	AM	PM	AM	PM		
0:00	0	4	0	6	0	1	0	3	0	3	0	17
0:15	0	2	0	4	0	0	0	2	0	4	0	12
0:30	0	3	0	5	0	3	0	2	0	6	0	19
0:45	0	1	0	4	0	1	0	1	0	3	0	10
1:00	0	1	0	4	0	2	0	7	0	4	0	18
1:15	1	1	1	0	0	2	0	1	0	1	2	5
1:30	0	5	0	2	0	4	0	2	0	3	0	16
1:45	0	0	0	2	0	2	0	4	0	3	0	11
2:00	0	1	0	0	0	1	0	2	0	1	0	5
2:15	0	1	0	1	0	2	0	3	0	3	0	10
2:30	0	3	0	1	0	6	0	4	0	2	0	16
2:45	0	1	1	7	1	4	1	3	0	2	3	17
3:00	0	0	1	1	1	0	0	0	0	0	2	1
3:15	1	0	1	3	1	2	0	2	0	0	3	7
3:30	3	2	1	3	4	1	3	2	3	1	14	9
3:45	3	3	2	0	1	1	0	0	0	0	6	4
4:00	2	2	4	0	1	1	0	1	0	1	7	5
4:15	0	3	1	0	1	1	4	1	0	3	6	8
4:30	2	0	6	2	4	0	4	2	4	3	20	7
4:45	3	1	3	4	3	1	2	2	3	3	14	11
5:00	2	0	7	2	6	2	4	2	1	1	20	7
5:15	4	2	12	2	4	1	1	0	6	0	27	5
5:30	10	0	10	2	8	1	14	1	10	2	52	6
5:45	15	0	20	1	23	0	14	0	16	0	88	1
6:00	23	0	45	3	47	3	48	2	33	2	196	10
6:15	29	0	57	2	69	2	82	0	68	0	305	4
6:30	39	0	57	1	47	0	49	0	49	1	241	2
6:45	32	1	36	0	41	0	36	3	37	0	182	4
7:00	30	0	40	1	36	0	35	0	25	1	166	2
7:15	47	0	38	0	56	1	46	1	32	2	219	4
7:30	43	0	46	1	35	1	37	0	41	1	202	3
7:45	36	0	41	0	48	0	39	1	28	0	192	2
8:00	34	0	34	0	27	2	30	0	34	0	159	2
8:15	42	0	43	0	40	1	41	1	39	2	205	4
8:30	38	0	36	0	31	0	42	0	35	0	182	0
8:45	33	0	46	0	37	0	42	0	29	1	187	1
9:00	26	0	34	0	42	0	36	0	27	1	165	1
9:15	32	0	37	0	26	0	34	0	28	0	157	0
9:30	23	0	27	1	21	0	32	0	22	0	125	1
9:45	19	1	22	3	27	0	20	1	11	0	99	5
10:00	16	0	21	0	20	1	23	0	25	0	105	1
10:15	9	0	19	0	12	0	16	0	13	0	69	0
10:30	15	0	9	0	11	0	14	0	15	0	64	0
10:45	7	0	6	0	10	0	5	0	8	0	36	0
11:00	8	1	7	0	6	0	7	1	6	0	34	2
11:15	4	0	8	1	11	1	7	0	5	2	35	4
11:30	3	0	5	0	1	0	3	0	4	0	16	0
11:45	3	0	1	0	5	0	0	0	2	0	11	0
Totals	637	39	785	69	764	51	771	57	659	62	3616	279
Day Total	676		854		815		828		721		3895	
AM Pct	94.2%		91.9%		93.7%		93.1%					

Peak Hour
 Peak Volume
 P.H.F

AECOM

7:00-8:00 AM	156	165	175	157	126	156
7:15-8:15 AM	160	159	166	152	135	154
7:30-8:30 AM	155	164	150	147	142	152
7:45-8:45 AM	150	154	146	152	136	148
8:00-9:00 AM	147	159	135	155	137	147

4:00-5:00 PM	6	6	3	6	10	6
4:15-5:15 PM	4	8	4	7	10	7
4:30-5:30 PM	3	10	4	6	7	6
4:45-5:45 PM	3	10	5	5	6	6
5:00-6:00 PM	2	7	4	3	3	4

Client: AECOM
 File Number:
 Route: PS-5a
 Location:

Site Ref: PS-5a
 Direction: OUT

Count Date	5/2/2022		5/3/2022		5/4/2022		5/5/2022		5/6/2022		AM	PM	
	AM	PM	AM	PM	AM	PM	AM	PM	AM	PM			
0:00	0	2	2	8	0	4	0	3	0	3	2	20	
0:15	0	5	0	6	0	8	1	1	4	6	5	26	
0:30	0	7	0	5	0	9	0	6	0	7	0	34	
0:45	0	5	0	3	0	6	1	8	1	5	2	27	
1:00	0	3	0	4	0	5	0	4	0	8	0	24	
1:15	0	3	1	3	1	3	1	4	0	8	3	21	
1:30	0	6	0	8	1	5	0	12	1	10	2	41	
1:45	0	8	0	5	1	10	2	5	0	6	3	34	
2:00	0	15	1	13	0	9	1	13	0	8	2	58	
2:15	0	7	0	10	1	11	0	4	0	9	1	41	
2:30	0	11	2	14	0	11	1	9	0	8	3	53	
2:45	0	8	0	11	0	12	0	14	0	17	0	62	
3:00	0	14	0	17	1	19	0	10	0	11	1	71	
3:15	0	17	1	19	0	24	0	29	0	20	1	109	
3:30	0	29	0	22	0	30	0	34	0	30	0	145	
3:45	1	21	0	29	0	28	0	23	0	32	1	133	
4:00	0	26	0	32	0	30	0	31	1	25	1	144	
4:15	1	39	1	38	0	34	0	35	0	27	2	173	
4:30	0	34	0	48	0	42	0	43	0	36	0	203	
4:45	0	42	0	31	0	36	0	39	0	31	0	179	
5:00	0	46	1	38	0	45	0	59	0	33	1	221	
5:15	0	56	0	71	0	62	0	43	0	43	0	275	
5:30	0	45	1	43	0	51	0	49	0	38	1	226	
5:45	2	25	0	47	1	31	1	41	1	32	5	176	
6:00	0	24	0	30	1	32	0	35	0	25	1	146	
6:15	0	22	0	31	1	30	2	22	2	27	5	132	
6:30	0	25	2	24	1	24	3	28	1	25	7	126	
6:45	2	18	1	23	1	17	0	21	0	20	4	99	
7:00	2	18	2	18	1	19	0	14	3	12	8	81	
7:15	1	23	5	26	2	28	1	27	2	12	11	116	
7:30	3	12	0	33	2	42	1	44	4	30	10	161	
7:45	1	15	0	13	0	14	0	17	0	17	1	76	
8:00	1	9	2	5	2	19	1	12	0	14	6	59	
8:15	0	5	0	6	1	6	3	5	0	8	4	30	
8:30	2	2	0	7	0	4	3	6	0	7	5	26	
8:45	1	5	2	4	1	5	1	5	0	2	5	21	
9:00	4	2	0	2	2	4	1	2	2	5	9	15	
9:15	1	3	1	3	0	4	5	7	2	1	9	18	
9:30	1	2	3	6	1	1	1	2	2	2	8	13	
9:45	1	1	3	1	0	2	0	3	3	1	7	8	
10:00	3	2	2	2	2	3	2	1	1	3	10	11	
10:15	1	1	1	0	0	0	2	1	1	3	5	5	
10:30	2	0	2	6	1	2	2	2	0	3	7	13	
10:45	1	2	1	3	3	2	4	2	2	1	11	10	
11:00	3	2	2	1	5	0	6	0	4	2	20	5	
11:15	2	4	5	2	4	2	4	3	5	2	20	13	
11:30	3	0	2	3	4	0	6	5	5	1	20	9	
11:45	1	1	1	1	4	1	4	1	5	0	15	4	
Totals	40	672	47	775	45	786	60	784	52	679	244	3693	
Day Total	712		822		831		844		731		3937		
AM Pct	5.6%		5.7%		5.4%		7.1%						

Peak Hour
 Peak Volume
 P.H.F

AECOM

7:00-8:00 AM	7	7	5	2	9	6
7:15-8:15 AM	6	7	6	3	6	6
7:30-8:30 AM	5	2	5	5	4	4
7:45-8:45 AM	4	2	3	7	0	3
8:00-9:00 AM	4	4	4	8	0	4

4:00-5:00 PM	141	149	142	148	119	140
4:15-5:15 PM	161	155	157	176	127	155
4:30-5:30 PM	178	188	185	184	143	176
4:45-5:45 PM	189	183	194	190	145	180
5:00-6:00 PM	172	199	189	192	146	180

Client: AECOM
 File Number:
 Route: PS-5b
 Location:

Site Ref: PS-5b
 Direction: IN

Count Date	5/2/2022		5/3/2022		5/4/2022		5/5/2022		5/6/2022		AM	PM
	AM	PM	AM	PM	AM	PM	AM	PM	AM	PM		
0:00	0	4	2	3	0	4	0	2	1	3	3	16
0:15	0	3	0	0	0	3	0	3	1	0	1	9
0:30	0	1	0	4	0	5	0	2	0	4	0	16
0:45	0	2	0	1	0	2	0	2	0	4	0	11
1:00	0	1	0	0	0	2	0	3	0	5	0	11
1:15	0	3	0	2	1	0	0	2	0	1	1	8
1:30	0	2	0	3	0	3	0	2	0	1	0	11
1:45	0	2	0	0	1	1	2	3	0	0	3	6
2:00	0	1	0	0	0	1	0	0	1	2	1	4
2:15	0	4	0	2	1	2	0	2	1	4	2	14
2:30	0	1	1	0	0	1	0	2	0	1	1	5
2:45	1	1	1	3	2	2	2	0	0	1	6	7
3:00	0	0	0	1	0	1	0	1	0	0	0	3
3:15	1	2	0	0	0	0	0	3	0	0	1	5
3:30	1	1	0	1	0	0	3	1	3	0	7	3
3:45	0	0	0	1	0	0	0	1	0	4	0	6
4:00	1	2	0	2	0	2	1	2	1	1	3	9
4:15	1	3	0	0	1	0	3	4	1	1	6	8
4:30	1	2	1	3	1	3	1	1	3	5	7	14
4:45	4	1	5	1	2	0	1	3	3	1	15	6
5:00	3	2	4	2	4	0	3	1	2	3	16	8
5:15	2	0	2	1	1	1	3	0	2	1	10	3
5:30	4	1	5	3	7	1	6	4	5	1	27	10
5:45	5	1	5	0	4	3	2	0	6	0	22	4
6:00	6	1	15	2	5	1	9	1	8	2	43	7
6:15	11	1	11	1	8	2	19	1	11	0	60	5
6:30	7	0	5	1	13	1	10	0	9	0	44	2
6:45	5	0	10	1	8	0	6	1	7	0	36	2
7:00	2	2	6	0	11	1	5	1	1	1	25	5
7:15	13	0	15	0	15	0	9	2	9	0	61	2
7:30	8	0	7	0	9	1	6	0	6	0	36	1
7:45	9	0	9	1	4	0	7	1	12	1	41	3
8:00	4	0	7	0	12	1	5	0	7	0	35	1
8:15	7	0	6	0	5	0	7	0	6	0	31	0
8:30	6	0	6	0	11	0	10	0	8	1	41	1
8:45	7	0	7	0	11	0	10	0	10	0	45	0
9:00	8	0	11	0	11	0	13	0	8	1	51	1
9:15	10	0	11	2	11	0	6	0	4	0	42	2
9:30	10	0	7	2	8	1	12	1	8	2	45	6
9:45	6	0	7	1	9	0	5	1	7	0	34	2
10:00	4	1	4	0	10	2	9	0	5	0	32	3
10:15	7	0	3	0	3	0	4	1	8	1	25	2
10:30	5	2	2	1	4	1	2	0	2	0	15	4
10:45	1	0	3	0	2	0	1	0	2	0	9	0
11:00	3	0	1	1	0	0	1	0	0	0	5	1
11:15	3	2	5	0	4	0	5	0	3	0	20	2
11:30	2	0	4	1	5	0	2	0	7	0	20	1
11:45	1	0	3	0	3	0	5	0	3	0	15	0
Totals	169	49	191	47	207	48	195	54	181	50	943	250
Day Total	218		238		255		249		231		1193	
AM Pct	77.5%		80.3%		81.2%		78.3%					

Peak Hour
 Peak Volume
 P.H.F

AECOM

7:00-8:00 AM	32	37	39	27	28	33
7:15-8:15 AM	34	38	40	27	34	35
7:30-8:30 AM	28	29	30	25	31	29
7:45-8:45 AM	26	28	32	29	33	30
8:00-9:00 AM	24	26	39	32	31	30

4:00-5:00 PM	8	6	5	10	8	7
4:15-5:15 PM	8	6	3	9	10	7
4:30-5:30 PM	5	7	4	5	10	6
4:45-5:45 PM	4	7	2	8	6	5
5:00-6:00 PM	4	6	5	5	5	5

Client: AECOM
 File Number:
 Route: PS-5b
 Location:

Site Ref: PS-5b
 Direction: OUT

Count Date	5/2/2022		5/3/2022		5/4/2022		5/5/2022		5/6/2022			
	AM	PM	AM	PM	AM	PM	AM	PM	AM	PM	AM	PM
0:00	0	0	2	1	0	0	0	1	1	3	3	5
0:15	0	0	0	0	1	0	0	0	0	0	1	0
0:30	0	1	0	1	0	1	0	1	0	1	0	5
0:45	0	1	0	0	0	1	0	1	0	2	0	5
1:00	0	0	0	0	0	0	0	0	0	2	0	2
1:15	0	1	0	0	1	1	0	2	0	2	1	6
1:30	0	2	0	3	0	1	0	0	0	2	0	8
1:45	0	1	0	2	0	3	0	2	0	0	0	8
2:00	0	0	0	0	0	4	0	3	0	2	0	9
2:15	0	3	0	2	0	3	0	0	0	1	0	9
2:30	0	3	0	2	0	3	0	4	0	2	0	14
2:45	0	1	0	3	0	1	0	2	0	3	0	10
3:00	0	2	0	1	0	0	0	4	0	0	0	7
3:15	0	6	0	3	0	8	0	7	0	2	0	26
3:30	0	5	0	7	0	5	0	3	0	4	0	24
3:45	0	1	0	5	0	3	0	5	0	2	0	16
4:00	1	3	0	1	0	1	0	5	0	3	1	13
4:15	0	4	0	6	0	4	0	5	1	2	1	21
4:30	0	2	1	6	0	8	1	6	0	5	2	27
4:45	0	6	0	6	0	5	0	2	0	5	0	24
5:00	0	3	0	3	0	3	0	2	0	8	0	19
5:15	0	4	0	5	0	3	0	7	0	7	0	26
5:30	1	3	0	4	0	3	0	4	0	4	1	18
5:45	1	5	2	4	2	1	2	2	2	5	9	17
6:00	0	4	2	5	2	9	1	3	1	3	6	24
6:15	2	3	1	7	2	0	3	2	1	2	9	14
6:30	0	2	1	4	1	3	1	5	0	3	3	17
6:45	0	3	1	2	0	2	1	1	0	4	2	12
7:00	1	2	1	4	1	1	0	2	1	6	4	15
7:15	0	1	1	2	0	4	0	6	2	5	3	18
7:30	0	2	0	8	0	6	0	4	0	1	0	21
7:45	0	1	1	2	1	2	1	3	0	2	3	10
8:00	0	0	0	2	1	2	0	1	0	2	1	7
8:15	0	0	1	2	1	1	1	4	0	4	3	11
8:30	0	0	3	2	1	0	0	2	3	0	7	4
8:45	0	2	1	0	2	2	1	2	0	1	4	7
9:00	0	1	0	0	0	0	0	0	0	0	0	1
9:15	0	2	1	2	0	1	1	3	0	2	2	10
9:30	1	1	0	2	1	4	2	0	0	2	4	9
9:45	1	0	2	2	4	0	1	0	2	1	10	3
10:00	1	0	1	0	2	0	0	0	1	0	5	0
10:15	1	2	1	0	1	3	2	1	1	1	6	7
10:30	1	1	0	1	0	0	1	0	0	3	2	5
10:45	0	2	0	0	1	0	1	0	1	1	3	3
11:00	0	0	1	1	0	0	1	0	0	0	2	1
11:15	0	1	2	2	0	0	0	0	1	0	3	3
11:30	0	0	1	0	2	0	0	1	2	1	5	2
11:45	0	1	2	0	1	0	1	0	1	0	5	1
Totals	11	88	29	115	28	102	22	108	21	109	111	524
Day Total	99		144		130		130		130		635	
AM Pct	11.1%		20.1%		21.5%		16.9%					

Peak Hour
 Peak Volume
 P.H.F

AECOM

7:00-8:00 AM	1	3	2	1	3	2
7:15-8:15 AM	0	2	2	1	2	1
7:30-8:30 AM	0	2	3	2	0	1
7:45-8:45 AM	0	5	4	2	3	3
8:00-9:00 AM	0	5	5	2	3	3

4:00-5:00 PM	15	19	18	18	15	17
4:15-5:15 PM	15	21	20	15	20	18
4:30-5:30 PM	15	20	19	17	25	19
4:45-5:45 PM	16	18	14	15	24	17
5:00-6:00 PM	15	16	10	15	24	16

Client: AECOM
 File Number:
 Route: Track Lot
 Location:

Site Ref: Track Lot
 Direction: IN

Count Date	5/2/2022		5/3/2022		5/4/2022		5/5/2022		5/6/2022			
Count Time	AM	PM	AM	PM	AM	PM	AM	PM	AM	PM	AM	PM
0:00	0	3	0	2	1	0	0	0	0	3	1	8
0:15	0	0	0	0	1	0	0	3	0	3	1	6
0:30	0	3	0	2	0	2	0	4	0	4	0	15
0:45	0	2	0	4	0	2	0	2	0	3	0	13
1:00	0	4	0	2	0	2	0	0	0	1	0	9
1:15	0	0	0	3	0	0	0	1	0	2	0	6
1:30	0	4	0	4	0	6	0	4	1	3	1	21
1:45	0	6	0	2	0	1	0	2	0	1	0	12
2:00	0	2	0	2	0	5	0	1	0	3	0	13
2:15	0	1	0	0	0	1	0	0	0	6	0	8
2:30	1	1	0	5	0	3	0	3	0	2	1	14
2:45	1	0	0	3	0	2	0	0	0	0	1	5
3:00	0	1	0	4	0	3	0	5	0	4	0	17
3:15	0	1	0	3	0	2	0	4	0	5	0	15
3:30	0	4	0	5	0	4	0	1	0	4	0	18
3:45	0	3	0	1	0	0	0	2	0	5	0	11
4:00	0	4	0	3	0	4	0	3	0	6	0	20
4:15	0	0	0	6	0	0	0	2	0	12	0	20
4:30	0	2	0	6	0	4	0	2	0	6	0	20
4:45	2	8	0	4	0	4	0	5	0	6	2	27
5:00	0	1	0	3	0	5	0	4	0	7	0	20
5:15	0	5	0	8	0	0	0	3	0	10	0	26
5:30	1	4	0	2	0	4	0	0	1	4	2	14
5:45	0	2	1	6	0	2	0	2	0	3	1	15
6:00	1	2	0	0	0	7	0	1	0	12	1	22
6:15	1	5	1	4	0	2	0	3	0	9	2	23
6:30	0	3	1	6	0	0	1	1	2	3	4	13
6:45	3	3	2	0	2	0	2	3	0	2	9	8
7:00	0	5	0	4	1	2	0	1	1	8	2	20
7:15	2	5	0	3	0	1	1	1	0	9	3	19
7:30	3	6	3	1	1	1	3	1	0	3	10	12
7:45	5	5	5	1	1	1	2	0	4	2	17	9
8:00	1	2	2	1	2	1	0	2	0	3	5	9
8:15	2	1	0	3	2	0	1	0	3	4	8	8
8:30	1	3	0	1	1	1	2	2	0	7	4	14
8:45	0	6	1	1	2	1	0	4	2	6	5	18
9:00	1	0	4	2	0	0	0	2	0	9	5	13
9:15	1	0	1	2	4	0	0	0	0	8	6	10
9:30	7	0	1	2	1	0	0	1	1	7	10	10
9:45	2	2	0	0	6	0	2	0	2	16	12	18
10:00	2	1	0	0	1	0	3	0	0	13	6	14
10:15	3	0	1	0	0	0	0	1	2	5	6	6
10:30	2	0	0	0	4	0	2	0	0	1	8	1
10:45	0	0	3	0	0	0	2	1	2	0	7	1
11:00	0	0	2	0	1	0	1	0	3	0	7	0
11:15	7	1	1	0	1	0	4	0	1	1	14	2
11:30	1	0	0	0	0	0	2	0	1	0	4	0
11:45	6	0	1	1	5	0	0	0	1	0	13	1
Totals	56	111	30	112	37	73	28	77	27	231	178	604
Day Total	167		142		110		105		258		782	
AM Pct	33.5%		21.1%		33.6%		26.7%					

Peak Hour
 Peak Volume
 P.H.F

AECOM

7:00-8:00 AM	10	8	3	6	5	6
7:15-8:15 AM	11	10	4	6	4	7
7:30-8:30 AM	11	10	6	6	7	8
7:45-8:45 AM	9	7	6	5	7	7
8:00-9:00 AM	4	3	7	3	5	4

4:00-5:00 PM	14	19	12	12	30	17
4:15-5:15 PM	11	19	13	13	31	17
4:30-5:30 PM	16	21	13	14	29	19
4:45-5:45 PM	18	17	13	12	27	17
5:00-6:00 PM	12	19	11	9	24	15

Client: AECOM
 File Number:
 Route: Track Lot
 Location:

Site Ref: Track Lot
 Direction: OUT

Count Date	5/2/2022		5/3/2022		5/4/2022		5/5/2022		5/6/2022			
Count Time	AM	PM	AM	PM	AM	PM	AM	PM	AM	PM	AM	PM
0:00	0	3	0	3	3	2	0	4	0	3	3	15
0:15	0	2	0	2	0	4	0	0	0	3	0	11
0:30	0	3	0	5	0	2	0	5	0	4	0	19
0:45	0	3	0	3	0	3	0	0	0	3	0	12
1:00	0	2	0	6	0	3	0	1	0	5	0	17
1:15	0	3	0	3	0	0	0	3	0	4	0	13
1:30	0	6	0	3	0	1	0	1	1	1	1	12
1:45	0	0	0	3	0	1	0	1	0	1	0	6
2:00	0	0	0	1	0	0	0	2	0	5	0	8
2:15	0	1	0	1	0	0	0	0	0	3	0	5
2:30	1	1	1	3	0	0	0	1	0	2	2	7
2:45	1	0	0	3	0	0	0	1	0	2	1	6
3:00	0	1	0	2	0	1	0	0	0	0	0	4
3:15	0	3	0	3	0	3	0	1	0	0	0	10
3:30	0	1	0	6	0	1	0	3	0	1	0	12
3:45	0	3	0	3	0	2	0	1	0	3	0	12
4:00	0	2	0	2	0	0	1	2	0	4	1	10
4:15	1	2	0	2	0	2	0	2	0	3	1	11
4:30	0	3	0	4	0	2	0	0	0	2	0	11
4:45	1	2	1	3	1	2	1	1	0	1	4	9
5:00	1	1	1	0	0	3	0	1	1	11	3	16
5:15	1	4	0	2	0	0	0	3	2	15	3	24
5:30	4	2	1	3	1	1	0	0	0	11	6	17
5:45	2	3	4	4	1	2	2	1	3	7	12	17
6:00	1	2	2	6	3	2	1	3	0	15	7	28
6:15	2	7	1	7	1	1	1	3	3	22	8	40
6:30	7	4	1	2	2	1	0	2	1	38	11	47
6:45	9	2	5	1	4	2	2	0	0	26	20	31
7:00	1	2	1	1	2	1	4	1	2	16	10	21
7:15	4	4	1	1	1	0	5	0	1	8	12	13
7:30	3	1	3	2	1	0	0	0	4	3	11	6
7:45	5	4	3	1	3	1	1	1	2	5	14	12
8:00	4	3	3	2	3	2	3	3	2	1	15	11
8:15	3	0	3	0	4	0	3	1	1	3	14	4
8:30	3	1	3	0	6	0	3	0	1	0	16	1
8:45	4	1	1	0	2	0	3	2	2	1	12	4
9:00	4	0	3	0	8	0	2	1	6	3	23	4
9:15	7	0	7	1	7	0	7	1	7	2	35	4
9:30	3	1	7	0	4	0	4	0	1	2	19	3
9:45	4	1	3	1	2	0	2	1	1	2	12	5
10:00	5	0	3	0	2	1	1	0	0	2	11	3
10:15	2	0	2	0	0	0	6	0	5	0	15	0
10:30	3	0	1	0	1	0	2	0	2	0	9	0
10:45	5	0	4	0	2	0	2	0	5	0	18	0
11:00	3	1	4	0	3	0	2	0	2	0	14	1
11:15	5	0	0	0	1	0	1	0	0	0	7	0
11:30	3	0	3	1	5	0	4	0	1	0	16	1
11:45	3	0	1	1	3	0	2	0	1	0	10	1
Totals	105	85	73	97	76	46	65	53	57	243	376	524
Day Total	190		170		122		118		300		900	
AM Pct	55.3%		42.9%		62.3%		55.1%					

Peak Hour
 Peak Volume
 P.H.F

AECOM

7:00-8:00 AM	13	8	7	10	9	9
7:15-8:15 AM	16	10	8	9	9	10
7:30-8:30 AM	15	12	11	7	9	11
7:45-8:45 AM	15	12	16	10	6	12
8:00-9:00 AM	14	10	15	12	6	11

4:00-5:00 PM	9	11	6	5	10	8
4:15-5:15 PM	8	9	9	4	17	9
4:30-5:30 PM	10	9	7	5	29	12
4:45-5:45 PM	9	8	6	5	38	13
5:00-6:00 PM	10	9	6	5	44	15

Client: AECOM
 File Number:
 Route: ARB CC
 Location:

Site Ref: ARB CC
 Direction: IN

Count Date	5/9/2022		5/10/2022		5/11/2022		5/12/2022		5/13/2022		AM	PM
	AM	PM	AM	PM	AM	PM	AM	PM	AM	PM		
0:00	0	1	0	1	0	1	0	2	0	3	0	8
0:15	0	3	0	3	0	5	0	0	0	1	0	12
0:30	0	1	0	2	0	3	0	2	0	1	0	9
0:45	0	2	0	0	0	1	0	2	0	1	0	6
1:00	0	2	0	4	0	0	0	2	0	2	0	10
1:15	0	2	0	1	0	3	0	3	0	0	0	9
1:30	0	2	0	2	0	1	0	4	0	1	0	10
1:45	0	2	0	1	0	1	0	2	0	1	0	7
2:00	0	2	0	0	1	2	0	0	0	0	1	4
2:15	0	0	0	4	0	1	0	2	0	3	0	10
2:30	0	0	0	2	0	0	0	0	0	4	0	6
2:45	0	4	0	0	0	3	0	3	0	0	0	10
3:00	0	6	0	1	0	0	0	4	0	1	0	12
3:15	0	3	0	0	0	4	0	0	0	3	0	10
3:30	0	4	0	1	0	2	0	1	0	3	0	11
3:45	0	5	0	3	0	2	0	1	0	2	0	13
4:00	0	11	0	4	0	6	2	4	0	7	2	32
4:15	0	11	2	9	2	7	0	6	0	10	4	43
4:30	1	12	0	7	0	8	0	5	1	13	2	45
4:45	0	12	0	10	1	8	0	5	2	4	3	39
5:00	0	7	0	11	0	3	0	6	0	3	0	30
5:15	0	6	0	8	0	4	0	9	0	4	0	31
5:30	0	6	1	8	0	2	2	4	0	5	3	25
5:45	0	1	0	6	0	5	0	3	0	2	0	17
6:00	0	5	0	2	1	3	1	2	1	4	3	16
6:15	1	2	0	1	0	1	2	2	0	1	3	7
6:30	2	1	2	1	1	1	4	0	1	0	10	3
6:45	2	0	4	0	0	0	1	1	4	0	11	1
7:00	2	0	5	0	3	0	0	0	0	0	10	0
7:15	2	0	2	0	2	0	2	0	2	1	10	1
7:30	4	0	1	3	4	1	3	0	4	0	16	4
7:45	6	0	9	1	4	0	4	0	6	0	29	1
8:00	10	0	5	0	9	0	6	0	10	0	40	0
8:15	18	0	19	0	11	0	13	0	8	0	69	0
8:30	10	0	21	0	11	1	8	0	10	1	60	2
8:45	8	2	10	0	14	0	7	0	11	0	50	2
9:00	14	0	8	2	6	0	3	0	7	1	38	3
9:15	10	0	2	0	5	0	7	0	8	0	32	0
9:30	4	0	4	0	4	0	3	0	8	0	23	0
9:45	6	0	6	0	3	0	1	0	2	0	18	0
10:00	0	0	2	0	1	0	3	0	2	0	8	0
10:15	1	0	1	0	3	2	0	1	2	0	7	3
10:30	5	0	1	0	1	0	2	0	1	0	10	0
10:45	5	0	0	0	2	0	1	0	1	0	9	0
11:00	0	0	2	0	0	0	2	0	0	2	4	2
11:15	0	0	5	0	1	0	1	0	2	0	9	0
11:30	0	0	0	0	2	0	2	0	3	0	7	0
11:45	5	0	1	0	3	0	1	0	2	0	12	0
Totals	116	115	113	98	95	81	81	76	98	84	503	454
Day Total	231		211		176		157		182		957	
AM Pct	50.2%		53.6%		54.0%		51.6%					

Peak Hour
 Peak Volume
 P.H.F

AECOM

7:00-8:00 AM	14	17	13	9	12	13
7:15-8:15 AM	22	17	19	15	22	19
7:30-8:30 AM	38	34	28	26	28	31
7:45-8:45 AM	44	54	35	31	34	40
8:00-9:00 AM	46	55	45	34	39	44

4:00-5:00 PM	46	30	29	20	34	32
4:15-5:15 PM	42	37	26	22	30	31
4:30-5:30 PM	37	36	23	25	24	29
4:45-5:45 PM	31	37	17	24	16	25
5:00-6:00 PM	20	33	14	22	14	21

Client: AECOM
 File Number:
 Route: ARB CC
 Location:

Site Ref: ARB CC
 Direction: OUT

Count Date	5/9/2022		5/10/2022		5/11/2022		5/12/2022		5/13/2022			
Count Time	AM	PM	AM	PM	AM	PM	AM	PM	AM	PM	AM	PM
0:00	0	8	0	4	0	2	0	2	0	3	0	19
0:15	1	4	0	5	0	2	0	2	0	4	1	17
0:30	0	0	0	2	0	7	0	3	0	3	0	15
0:45	0	5	1	3	1	6	1	2	1	5	4	21
1:00	0	3	0	3	0	5	0	5	0	3	0	19
1:15	0	4	0	2	0	1	0	4	0	5	0	16
1:30	0	12	0	5	0	6	0	5	0	2	0	30
1:45	0	0	0	1	0	1	0	9	0	2	0	13
2:00	0	6	1	3	1	5	1	6	1	4	4	24
2:15	0	4	0	3	0	4	0	4	0	2	0	17
2:30	0	8	0	7	0	1	0	4	0	4	0	24
2:45	0	2	0	3	0	4	0	5	0	0	0	14
3:00	0	6	0	5	0	5	0	3	0	5	0	24
3:15	0	9	0	3	0	7	0	3	0	3	0	25
3:30	0	4	0	4	0	7	0	1	0	3	0	19
3:45	0	6	0	5	0	11	0	2	0	6	0	30
4:00	0	11	0	3	0	10	1	4	0	6	1	34
4:15	0	9	0	7	2	3	0	6	0	11	2	36
4:30	1	12	1	10	1	11	0	10	1	10	4	53
4:45	0	19	0	12	0	12	0	8	0	8	0	59
5:00	0	11	0	10	1	10	0	6	1	9	2	46
5:15	0	10	0	12	0	3	0	10	0	10	0	45
5:30	0	7	1	12	0	5	0	7	0	7	1	38
5:45	0	8	1	9	0	3	0	3	0	2	1	25
6:00	0	5	0	6	0	6	1	5	0	5	1	27
6:15	0	5	0	6	0	3	2	5	1	4	3	23
6:30	3	5	0	3	0	3	0	1	0	2	3	14
6:45	0	2	0	3	0	4	2	3	0	2	2	14
7:00	1	1	1	0	1	0	0	1	0	1	3	3
7:15	3	1	5	4	0	1	0	0	1	3	9	9
7:30	3	4	3	4	3	4	3	1	2	1	14	14
7:45	5	0	4	4	4	0	5	1	5	0	23	5
8:00	7	2	4	4	1	1	6	2	7	1	25	10
8:15	6	2	9	0	8	0	4	0	1	1	28	3
8:30	19	2	13	2	9	2	13	1	7	1	61	8
8:45	7	4	12	0	15	0	5	0	8	0	47	4
9:00	11	1	6	1	10	2	5	0	10	3	42	7
9:15	11	1	12	0	5	1	5	1	8	1	41	4
9:30	7	1	2	3	6	0	3	2	5	0	23	6
9:45	7	3	8	0	10	0	6	0	3	1	34	4
10:00	4	0	7	0	5	1	5	0	6	1	27	2
10:15	3	0	3	0	2	0	1	1	2	0	11	1
10:30	10	0	5	0	9	0	5	1	3	0	32	1
10:45	7	0	2	0	3	0	3	0	3	0	18	0
11:00	8	0	5	0	6	0	5	0	7	0	31	0
11:15	3	0	5	0	3	0	2	0	2	0	15	0
11:30	3	0	5	0	5	0	5	0	3	0	21	0
11:45	4	0	2	0	2	0	3	0	3	0	14	0
Totals	134	207	118	173	113	159	92	139	91	144	548	822
Day Total	341		291		272		231		235		1370	
AM Pct	39.3%		40.5%		41.5%		39.8%					

Peak Hour
 Peak Volume
 P.H.F

AECOM

7:00-8:00 AM	12	13	8	8	8	10
7:15-8:15 AM	18	16	8	14	15	14
7:30-8:30 AM	21	20	16	18	15	18
7:45-8:45 AM	37	30	22	28	20	27
8:00-9:00 AM	39	38	33	28	23	32

4:00-5:00 PM	51	32	36	28	35	36
4:15-5:15 PM	51	39	36	30	38	39
4:30-5:30 PM	52	44	36	34	37	41
4:45-5:45 PM	47	46	30	31	34	38
5:00-6:00 PM	36	43	21	26	28	31

Client: AECOM
 File Number:
 Route: L-17a
 Location:

Site Ref: L-17a
 Direction: IN

Count Date	5/9/2022		5/10/2022		5/11/2022		5/12/2022		5/13/2022		AM	PM
	AM	PM	AM	PM	AM	PM	AM	PM	AM	PM		
0:00	0	3	0	2	0	4	0	5	0	5	0	19
0:15	0	3	0	5	0	5	0	5	0	5	0	23
0:30	0	6	0	9	0	2	0	7	0	5	0	29
0:45	0	5	0	4	0	7	0	5	0	7	0	28
1:00	0	1	0	3	0	1	0	9	0	9	0	23
1:15	0	4	0	3	0	5	0	7	0	3	0	22
1:30	0	1	0	3	0	3	0	6	0	6	0	19
1:45	0	3	0	5	0	5	0	3	0	5	0	21
2:00	0	7	0	3	0	12	0	6	0	4	0	32
2:15	0	6	0	2	0	2	0	3	0	2	0	15
2:30	0	3	1	2	0	1	0	4	0	5	1	15
2:45	0	6	0	5	0	4	0	0	0	5	0	20
3:00	0	3	0	1	0	5	0	2	0	1	0	12
3:15	0	3	0	4	1	6	0	6	0	3	1	22
3:30	0	4	0	3	0	2	0	3	1	4	1	16
3:45	0	2	0	2	0	3	0	3	0	3	0	13
4:00	0	5	0	3	0	4	0	5	0	8	0	25
4:15	0	7	0	10	0	11	0	9	0	9	0	46
4:30	0	6	0	8	0	12	0	11	0	10	0	47
4:45	0	9	0	7	0	7	0	4	0	6	0	33
5:00	0	8	0	4	0	5	0	9	1	5	1	31
5:15	3	7	1	5	2	6	2	6	1	6	9	30
5:30	1	5	7	6	6	3	5	4	4	3	23	21
5:45	8	2	3	3	5	5	5	5	6	3	27	18
6:00	1	7	6	5	3	5	4	3	4	4	18	24
6:15	8	9	10	8	9	7	8	4	5	3	40	31
6:30	18	3	13	3	15	1	15	2	10	2	71	11
6:45	12	1	22	3	16	1	15	0	24	0	89	5
7:00	14	0	19	0	15	2	16	0	15	1	79	3
7:15	13	0	15	1	17	0	16	1	12	0	73	2
7:30	19	1	16	0	11	1	17	1	15	0	78	3
7:45	20	0	24	0	21	1	20	0	25	0	110	1
8:00	27	0	27	0	27	1	34	1	33	0	148	2
8:15	35	0	28	0	32	0	33	0	33	1	161	1
8:30	28	1	33	0	36	1	34	0	31	0	162	2
8:45	44	1	37	1	43	0	32	2	42	2	198	6
9:00	30	0	28	0	43	0	21	1	26	0	148	1
9:15	23	1	29	0	22	0	29	0	25	0	128	1
9:30	16	0	20	1	20	0	17	1	21	1	94	3
9:45	21	0	15	2	15	1	13	0	15	0	79	3
10:00	10	0	16	0	15	0	19	0	11	0	71	0
10:15	11	1	7	0	6	1	6	1	11	2	41	5
10:30	7	0	7	0	8	1	13	0	7	0	42	1
10:45	11	0	3	0	6	0	10	0	3	0	33	0
11:00	4	0	7	0	9	0	8	0	7	0	35	0
11:15	6	0	5	0	3	0	4	0	2	0	20	0
11:30	6	0	10	0	6	0	4	0	4	0	30	0
11:45	5	0	2	0	6	0	3	0	3	0	19	0
Totals	401	134	411	126	418	143	403	144	397	138	2030	685
Day Total	535		537		561		547		535		2715	
AM Pct	75.0%		76.5%		74.5%		73.7%					

Peak Hour
 Peak Volume
 P.H.F

AECOM

7:00-8:00 AM	66	74	64	69	67	68
7:15-8:15 AM	79	82	76	87	85	82
7:30-8:30 AM	101	95	91	104	106	99
7:45-8:45 AM	110	112	116	121	122	116
8:00-9:00 AM	134	125	138	133	139	134

4:00-5:00 PM	27	28	34	29	33	30
4:15-5:15 PM	30	29	35	33	30	31
4:30-5:30 PM	30	24	30	30	27	28
4:45-5:45 PM	29	22	21	23	20	23
5:00-6:00 PM	22	18	19	24	17	20

Client: AECOM
 File Number:
 Route: L-17a
 Location:

Site Ref: L-17a
 Direction: OUT

Count Date	5/9/2022		5/10/2022		5/11/2022		5/12/2022		5/13/2022		AM	PM
Count Time	AM	PM	AM	PM	AM	PM	AM	PM	AM	PM	AM	PM
0:00	0	3	2	5	0	4	0	12	1	8	3	32
0:15	0	7	1	6	0	5	0	2	1	6	2	26
0:30	0	6	0	2	0	4	0	3	0	8	0	23
0:45	0	3	0	5	0	4	1	4	0	4	1	20
1:00	0	5	1	7	0	6	0	6	0	7	1	31
1:15	0	5	1	3	0	6	0	6	0	5	1	25
1:30	0	6	0	6	0	5	0	4	0	5	0	26
1:45	0	7	1	4	1	7	0	6	1	5	3	29
2:00	0	6	1	7	0	11	2	10	1	7	4	41
2:15	0	11	0	7	2	10	0	8	0	11	2	47
2:30	0	9	0	4	0	11	0	16	0	9	0	49
2:45	0	6	0	13	0	6	0	2	0	12	0	39
3:00	0	9	1	15	0	16	0	17	0	5	1	62
3:15	0	13	0	20	0	20	0	13	0	23	0	89
3:30	0	17	0	19	0	15	0	24	1	14	1	89
3:45	0	21	0	11	0	14	0	12	0	19	0	77
4:00	0	18	0	16	0	15	0	22	0	18	0	89
4:15	0	24	0	24	0	16	0	19	0	14	0	97
4:30	0	37	0	20	0	26	0	25	0	25	0	133
4:45	0	24	0	23	0	20	0	27	0	18	0	112
5:00	0	42	0	28	0	33	0	29	0	23	0	155
5:15	2	22	0	24	2	20	0	27	0	23	4	116
5:30	0	28	0	18	0	28	0	27	0	22	0	123
5:45	3	20	0	25	0	21	0	25	2	26	5	117
6:00	1	16	0	19	0	21	0	21	1	19	2	96
6:15	1	20	0	18	0	28	1	17	0	24	2	107
6:30	1	18	0	17	4	23	3	11	1	19	9	88
6:45	1	5	1	11	0	21	0	12	0	10	2	59
7:00	1	10	2	8	2	7	3	9	1	6	9	40
7:15	0	2	3	8	3	3	2	2	1	15	9	30
7:30	1	10	3	6	3	6	3	4	0	11	10	37
7:45	4	6	3	3	1	8	4	4	5	6	17	27
8:00	4	6	7	2	6	4	7	1	9	5	33	18
8:15	10	4	8	6	9	2	9	2	6	2	42	16
8:30	8	10	14	3	7	4	10	3	9	5	48	25
8:45	4	1	8	3	5	2	5	2	6	2	28	10
9:00	8	1	6	4	13	0	5	2	9	0	41	7
9:15	7	1	7	5	4	3	8	1	8	0	34	10
9:30	4	2	3	3	6	1	5	0	2	2	20	8
9:45	7	1	3	2	2	2	5	2	9	0	26	7
10:00	4	3	2	2	5	1	5	3	3	2	19	11
10:15	2	0	3	0	4	1	1	1	2	2	12	4
10:30	2	0	10	0	5	3	6	0	4	0	27	3
10:45	7	2	4	0	4	0	5	1	3	0	23	3
11:00	2	0	5	0	4	5	1	1	1	0	13	6
11:15	2	1	2	0	2	2	8	0	3	2	17	5
11:30	5	0	3	0	3	0	2	0	4	0	17	0
11:45	4	0	4	0	5	0	2	0	10	0	25	0
Totals	95	468	109	432	102	470	103	445	104	449	513	2264
Day Total	563		541		572		548		553		2777	
AM Pct	16.9%		20.1%		17.8%		18.8%					

Peak Hour
 Peak Volume
 P.H.F

AECOM		
7:00-8:00 AM	6	11
7:15-8:15 AM	9	16
7:30-8:30 AM	19	21
7:45-8:45 AM	26	32
8:00-9:00 AM	26	37

Client: AECOM
 File Number:
 Route: L-18a
 Location:

Site Ref: L-18a
 Direction: IN

Count Date	5/7/2022		5/8/2022		5/9/2022		#####		#####			
Count Time	AM	PM	AM	PM	AM	PM	AM	PM	AM	PM	AM	PM
0:00	0	2	0	0	0	4	0	6	0	3	0	15
0:15	0	0	0	2	0	3	0	3	0	2	0	10
0:30	1	1	0	1	0	2	0	8	0	8	1	20
0:45	0	0	0	2	0	2	0	5	0	3	0	12
1:00	0	1	0	0	0	3	0	2	0	1	0	7
1:15	0	1	0	0	0	6	0	6	0	2	0	15
1:30	0	1	0	0	0	2	0	1	0	2	0	6
1:45	0	0	0	1	0	4	0	3	0	1	0	9
2:00	0	2	0	0	0	3	0	1	0	0	0	6
2:15	0	0	0	0	0	3	0	3	0	4	0	10
2:30	0	0	0	1	0	4	0	2	0	4	0	11
2:45	0	3	0	4	0	0	0	3	0	5	0	15
3:00	0	1	0	1	0	4	0	5	0	7	0	18
3:15	0	1	0	2	0	1	0	5	0	0	0	9
3:30	0	1	0	3	0	2	0	1	0	3	0	10
3:45	0	0	0	0	0	3	0	2	0	3	0	8
4:00	0	0	0	0	0	0	0	4	0	0	0	4
4:15	0	0	0	0	0	0	0	4	0	3	0	7
4:30	0	1	0	2	0	4	0	2	0	4	0	13
4:45	0	0	0	2	0	2	0	2	0	1	0	7
5:00	0	0	0	2	0	3	0	6	0	4	0	15
5:15	0	0	0	0	1	0	0	2	0	1	1	3
5:30	0	0	0	0	3	0	3	5	1	1	7	6
5:45	0	1	0	1	1	2	1	2	3	2	5	8
6:00	1	1	0	0	3	2	1	4	5	1	10	8
6:15	7	1	4	0	5	3	7	2	4	4	27	10
6:30	3	1	2	4	9	2	6	3	12	4	32	14
6:45	0	0	2	0	6	1	11	0	6	4	25	5
7:00	0	0	0	0	4	1	8	3	7	0	19	4
7:15	1	1	0	0	4	3	4	1	4	2	13	7
7:30	4	0	1	0	12	1	4	1	3	0	24	2
7:45	1	1	1	0	5	2	2	2	4	2	13	7
8:00	1	1	2	0	6	2	5	2	10	0	24	5
8:15	2	0	1	0	7	1	13	2	7	1	30	4
8:30	0	0	0	0	6	1	8	3	4	1	18	5
8:45	1	0	0	0	6	0	6	0	8	0	21	0
9:00	2	0	0	0	7	0	14	1	2	0	25	1
9:15	1	0	0	0	2	2	5	1	6	1	14	4
9:30	2	0	2	0	10	0	5	0	5	0	24	0
9:45	1	1	1	0	9	0	5	0	2	0	18	1
10:00	0	0	3	0	1	0	6	1	4	0	14	1
10:15	1	0	1	0	5	0	5	0	0	0	12	0
10:30	2	0	3	0	3	0	4	0	4	0	16	0
10:45	3	0	0	0	4	1	1	0	2	0	10	1
11:00	0	0	0	0	2	0	1	0	2	0	5	0
11:15	0	0	2	0	3	0	3	0	1	0	9	0
11:30	0	0	3	0	2	1	4	0	2	0	11	1
11:45	3	0	1	0	5	0	4	1	4	0	17	1
Totals											445	325
Day Total											770	

AM Pct
 Peak Hour
 Peak Volume
 P.H.F

AECOM

7:00-8:00 AM	6	2	25	18	18	14
7:15-8:15 AM	7	4	27	15	21	15
7:30-8:30 AM	8	5	30	24	24	18
7:45-8:45 AM	4	4	24	28	25	17
8:00-9:00 AM	4	3	25	32	29	19

4:00-5:00 PM	1	4	6	12	8	6
4:15-5:15 PM	1	6	9	14	12	8
4:30-5:30 PM	1	6	9	12	10	8
4:45-5:45 PM	0	4	5	15	7	6
5:00-6:00 PM	1	3	5	15	8	6

Client: AECOM
 File Number:
 Route: L-18a
 Location:

Site Ref: L-18a
 Direction: OUT

Count Date	5/7/2022		5/8/2022		5/9/2022		#####		#####			
Count Time	AM	PM	AM	PM	AM	PM	AM	PM	AM	PM	AM	PM
0:00	0	0	0	0	0	0	0	1	1	3	1	4
0:15	1	2	0	2	0	1	0	0	0	0	1	5
0:30	0	1	0	1	0	2	0	2	0	8	0	14
0:45	0	3	0	1	0	1	0	1	0	1	0	7
1:00	0	2	0	0	0	1	0	0	0	3	0	6
1:15	0	0	0	1	0	3	0	3	0	1	0	8
1:30	0	2	1	1	0	6	0	0	0	0	1	9
1:45	0	1	0	0	0	1	0	3	0	3	0	8
2:00	0	2	0	0	0	1	0	3	0	2	0	8
2:15	0	0	1	0	0	11	0	3	0	2	1	16
2:30	0	1	0	2	0	2	0	1	0	1	0	7
2:45	0	0	0	0	0	2	0	3	0	7	0	12
3:00	0	1	0	1	0	3	0	1	0	2	0	8
3:15	0	3	0	0	0	1	3	2	0	1	3	7
3:30	0	2	0	1	0	2	0	1	0	3	0	9
3:45	0	1	0	1	0	4	0	5	0	0	0	11
4:00	0	0	0	0	0	2	0	3	0	5	0	10
4:15	0	1	0	0	0	4	0	7	0	3	0	15
4:30	0	0	0	1	0	3	0	3	0	3	0	10
4:45	0	0	0	1	0	1	0	3	0	3	0	8
5:00	0	2	0	0	0	4	0	4	0	2	0	12
5:15	0	0	0	1	0	1	0	8	0	1	0	11
5:30	0	0	0	0	0	6	0	5	0	2	0	13
5:45	1	1	0	0	0	2	0	3	0	8	1	14
6:00	0	3	0	0	0	7	0	4	0	6	0	20
6:15	0	0	1	1	0	0	0	7	0	3	1	11
6:30	0	0	0	1	2	7	0	6	0	1	2	15
6:45	0	0	0	1	0	0	1	0	1	1	2	2
7:00	0	3	1	2	0	0	0	1	0	2	1	8
7:15	0	1	0	3	1	1	1	1	0	2	2	8
7:30	0	1	1	1	3	0	0	7	4	5	8	14
7:45	0	1	1	1	0	3	1	5	1	3	3	13
8:00	0	3	0	2	1	0	2	1	4	1	7	7
8:15	0	3	0	0	0	4	1	0	0	4	1	11
8:30	1	0	0	0	0	1	0	2	0	1	1	4
8:45	0	0	0	0	0	0	0	1	0	1	0	2
9:00	0	0	0	0	1	0	2	0	0	1	3	1
9:15	1	0	1	0	0	0	0	0	0	0	2	0
9:30	0	0	0	0	1	0	0	0	0	0	1	0
9:45	1	0	0	1	1	0	0	0	0	1	2	2
10:00	1	0	1	0	0	2	3	0	0	2	5	4
10:15	0	0	0	3	0	0	3	0	0	0	3	3
10:30	0	1	0	0	1	0	2	0	0	0	3	1
10:45	1	0	2	0	1	0	0	0	0	0	4	0
11:00	0	2	2	0	1	0	0	0	0	0	3	2
11:15	2	3	0	1	1	0	3	0	0	1	6	5
11:30	0	0	0	0	2	0	3	0	0	0	5	0
11:45	2	0	2	0	0	0	0	1	0	0	4	1
Totals											77	366
Day Total											443	

AM Pct
 Peak Hour
 Peak Volume
 P.H.F

AECOM

7:00-8:00 AM	0	3	4	2	5	3
7:15-8:15 AM	0	2	5	4	9	4
7:30-8:30 AM	0	2	4	4	9	4
7:45-8:45 AM	1	1	1	4	5	2
8:00-9:00 AM	1	0	1	3	4	2

4:00-5:00 PM	1	2	10	16	14	9
4:15-5:15 PM	3	2	12	17	11	9
4:30-5:30 PM	2	3	9	18	9	8
4:45-5:45 PM	2	2	12	20	8	9
5:00-6:00 PM	3	1	13	20	13	10

Client: AECOM
 File Number:
 Route: L-18b
 Location:

Site Ref: L-18b
 Direction: IN

Count Date	5/7/2022		5/8/2022		5/9/2022		#####		#####			
Count Time	AM	PM	AM	PM	AM	PM	AM	PM	AM	PM	AM	PM
0:00	0	0	0	0	0	1	0	4	0	0	0	5
0:15	0	1	0	2	0	0	0	1	0	2	0	6
0:30	0	0	0	1	0	1	0	2	0	2	0	6
0:45	0	1	0	0	0	2	0	0	0	3	0	6
1:00	0	1	0	1	0	4	0	0	0	4	0	10
1:15	0	0	0	0	0	1	0	0	0	1	0	2
1:30	0	0	0	2	0	2	0	2	0	2	0	8
1:45	0	0	0	0	2	0	0	2	0	2	2	4
2:00	0	0	0	1	0	1	0	1	0	0	0	3
2:15	0	0	0	1	0	2	0	1	0	0	0	4
2:30	0	1	0	1	0	1	0	4	0	1	0	8
2:45	0	0	0	1	0	1	0	2	0	3	0	7
3:00	0	0	0	0	0	0	0	1	0	2	0	3
3:15	0	0	0	2	0	2	0	2	0	1	0	7
3:30	0	0	0	0	0	2	0	0	0	2	0	4
3:45	0	0	0	0	0	2	0	1	0	1	0	4
4:00	0	1	0	0	0	2	0	3	0	0	0	6
4:15	0	0	0	0	0	3	0	0	0	1	0	4
4:30	0	0	0	1	1	1	1	1	1	0	3	3
4:45	0	0	0	0	0	2	4	2	2	1	6	5
5:00	0	0	0	0	5	2	3	0	3	4	11	6
5:15	0	0	0	3	3	1	3	4	6	3	12	11
5:30	2	0	0	0	7	4	9	3	9	2	27	9
5:45	2	0	1	0	11	1	12	2	11	2	37	5
6:00	0	0	0	2	8	2	10	2	19	1	37	7
6:15	2	0	3	1	15	2	26	2	16	1	62	6
6:30	2	1	2	1	20	3	13	3	20	0	57	8
6:45	0	0	3	0	17	3	18	1	13	2	51	6
7:00	0	0	0	0	11	0	11	0	9	0	31	0
7:15	0	0	0	0	16	0	9	0	9	0	34	0
7:30	0	1	0	0	10	1	10	1	13	2	33	5
7:45	1	0	0	1	18	0	11	0	12	1	42	2
8:00	0	0	0	1	5	0	7	0	10	0	22	1
8:15	1	0	0	0	8	0	8	0	8	3	25	3
8:30	0	0	0	0	9	0	3	0	10	0	22	0
8:45	0	0	1	0	7	0	6	0	8	1	22	1
9:00	0	0	0	0	5	0	8	0	3	0	16	0
9:15	0	0	0	0	6	0	7	0	4	0	17	0
9:30	1	1	0	0	3	0	2	0	3	0	9	1
9:45	0	0	0	0	4	0	1	0	2	0	7	0
10:00	0	0	0	1	5	0	3	0	3	0	11	1
10:15	0	1	0	1	2	0	4	0	4	0	10	2
10:30	0	0	0	0	5	0	2	0	4	0	11	0
10:45	0	0	0	0	0	0	2	0	4	0	6	0
11:00	1	0	1	0	1	0	1	0	1	0	5	0
11:15	1	0	0	0	3	0	6	0	2	0	12	0
11:30	0	0	2	0	1	0	1	0	2	0	6	0
11:45	0	0	0	0	2	0	1	0	2	0	5	0
Totals											651	179
Day Total											830	

AM Pct
 Peak Hour
 Peak Volume
 P.H.F

AECOM

7:00-8:00 AM	1	0	55	41	43	28
7:15-8:15 AM	1	0	49	37	44	26
7:30-8:30 AM	2	0	41	36	43	24
7:45-8:45 AM	2	0	40	29	40	22
8:00-9:00 AM	1	1	29	24	36	18

4:00-5:00 PM	1	1	8	6	2	4
4:15-5:15 PM	0	1	8	3	6	4
4:30-5:30 PM	0	4	6	7	8	5
4:45-5:45 PM	0	3	9	9	10	6
5:00-6:00 PM	0	3	8	9	11	6

Client: AECOM
 File Number:
 Route: L-18b
 Location:

Site Ref: L-18b
 Direction: OUT

Count Date	5/7/2022		5/8/2022		5/9/2022		#####		#####			
Count Time	AM	PM	AM	PM	AM	PM	AM	PM	AM	PM	AM	PM
0:00	0	1	0	0	0	0	0	4	1	2	1	7
0:15	0	0	0	0	0	1	0	2	0	1	0	4
0:30	0	0	0	0	0	0	2	2	0	0	2	2
0:45	0	3	0	0	0	0	0	0	0	1	0	4
1:00	0	0	0	1	0	3	0	0	0	2	0	6
1:15	0	0	0	0	0	1	0	1	0	2	0	4
1:30	0	2	0	1	0	1	0	1	0	0	0	5
1:45	0	3	0	0	0	2	0	3	0	2	0	10
2:00	0	0	0	0	0	6	0	1	0	0	0	7
2:15	1	0	0	1	0	1	0	1	0	0	1	3
2:30	0	2	0	0	0	3	0	1	1	2	1	8
2:45	0	0	0	1	0	4	0	1	0	1	0	7
3:00	0	0	0	0	0	5	0	1	0	3	0	9
3:15	0	0	0	1	0	4	0	3	0	4	0	12
3:30	0	0	0	1	0	3	1	3	0	7	1	14
3:45	0	1	0	0	0	5	0	8	0	5	0	19
4:00	0	2	0	2	0	3	0	3	0	5	0	15
4:15	0	0	0	1	0	10	0	4	0	4	0	19
4:30	0	0	0	0	0	4	0	5	0	1	0	10
4:45	0	0	0	0	0	1	0	3	0	3	0	7
5:00	0	0	0	1	0	3	0	3	0	5	0	12
5:15	0	0	0	2	0	2	0	3	0	3	0	10
5:30	1	0	0	0	0	2	0	7	0	2	1	11
5:45	0	0	0	0	1	4	0	10	0	9	1	23
6:00	0	0	0	0	0	3	0	2	0	7	0	12
6:15	0	0	0	4	0	4	0	4	0	4	0	16
6:30	0	0	1	1	2	4	0	10	3	6	6	21
6:45	1	0	0	1	0	5	2	10	1	4	4	20
7:00	0	0	0	0	0	9	3	9	1	3	4	21
7:15	0	1	1	1	1	8	1	8	2	11	5	29
7:30	0	0	0	0	2	7	2	3	1	9	5	19
7:45	0	0	0	1	2	5	0	6	0	7	2	19
8:00	0	0	0	2	2	2	1	6	0	4	3	14
8:15	0	0	0	0	2	0	3	2	2	7	7	9
8:30	0	0	0	0	0	5	1	2	1	0	2	7
8:45	0	0	0	0	1	1	0	0	1	0	2	1
9:00	1	1	0	0	2	1	0	0	0	2	3	4
9:15	0	0	0	0	0	0	0	0	0	1	0	1
9:30	0	0	0	0	1	0	1	0	2	0	4	0
9:45	1	2	1	0	0	2	0	1	1	2	3	7
10:00	0	0	0	0	3	2	0	0	0	1	3	3
10:15	0	0	0	2	2	2	4	0	2	1	8	5
10:30	0	1	0	0	2	2	0	0	1	2	3	5
10:45	2	0	0	0	0	0	1	0	1	0	4	0
11:00	1	0	0	0	0	0	0	0	3	0	4	0
11:15	0	0	0	0	1	0	5	0	0	0	6	0
11:30	0	0	0	0	4	0	2	0	1	3	7	3
11:45	0	0	0	0	0	0	0	0	1	0	1	0
Totals											94	444
Day Total											538	

AM Pct
 Peak Hour
 Peak Volume
 P.H.F

AECOM

7:00-8:00 AM	0	1	5	6	4	3
7:15-8:15 AM	0	1	7	4	3	3
7:30-8:30 AM	0	0	8	6	3	3
7:45-8:45 AM	0	0	6	5	3	3
8:00-9:00 AM	0	0	5	5	4	3

4:00-5:00 PM	2	3	18	15	13	10
4:15-5:15 PM	0	2	18	15	13	10
4:30-5:30 PM	0	3	10	14	12	8
4:45-5:45 PM	0	3	8	16	13	8
5:00-6:00 PM	0	3	11	23	19	11

Client: AECOM
 File Number:
 Route: L-18c
 Location:

Site Ref: L-18c
 Direction: IN

Count Date	5/9/2022		5/10/2022		5/11/2022		5/12/2022		5/13/2022		AM	PM
Count Time	AM	PM	AM	PM	AM	PM	AM	PM	AM	PM	AM	PM
0:00	0	4	0	5	0	5	0	5	0	5	0	24
0:15	0	3	0	4	0	5	0	1	0	3	0	16
0:30	0	8	0	7	0	6	0	5	0	3	0	29
0:45	0	2	0	3	0	2	0	5	1	6	1	18
1:00	0	2	0	1	0	4	0	4	0	1	0	12
1:15	0	4	0	4	0	6	2	5	0	7	2	26
1:30	0	3	0	3	0	1	0	2	0	1	0	10
1:45	0	3	0	3	0	2	0	2	0	6	0	16
2:00	0	1	0	2	0	3	0	3	0	5	0	14
2:15	0	4	3	5	3	3	3	6	3	5	12	23
2:30	0	0	2	1	0	6	1	3	0	2	3	12
2:45	0	1	0	1	0	1	1	2	0	2	1	7
3:00	0	1	0	3	0	2	0	1	0	2	0	9
3:15	0	2	1	0	0	2	0	3	0	0	1	7
3:30	0	4	1	4	0	2	0	3	0	6	1	19
3:45	0	1	1	3	0	4	0	1	1	0	2	9
4:00	0	5	0	1	0	4	0	2	0	1	0	13
4:15	0	4	0	2	0	3	0	2	1	3	1	14
4:30	0	3	0	3	0	2	1	0	0	6	1	14
4:45	0	3	0	4	0	2	0	2	0	3	0	14
5:00	1	0	1	5	1	3	2	4	1	2	6	14
5:15	0	2	0	2	0	0	1	0	0	4	1	8
5:30	2	0	3	1	0	6	2	1	1	3	8	11
5:45	6	4	1	3	5	1	1	2	4	0	17	10
6:00	3	1	7	0	1	2	5	3	4	6	20	12
6:15	5	3	6	0	5	0	5	3	3	5	24	11
6:30	1	0	2	2	4	3	2	2	7	2	16	9
6:45	3	1	12	0	9	1	6	2	6	5	36	9
7:00	4	1	6	0	9	4	5	0	4	3	28	8
7:15	6	0	9	1	6	1	2	2	5	1	28	5
7:30	3	1	6	5	7	3	1	2	3	2	20	13
7:45	6	1	10	1	6	0	6	0	6	0	34	2
8:00	5	3	5	1	6	2	10	2	3	3	29	11
8:15	7	0	11	0	11	0	16	0	8	0	53	0
8:30	2	0	5	0	8	0	9	0	8	0	32	0
8:45	5	1	9	0	3	2	3	0	8	1	28	4
9:00	7	0	5	1	9	1	5	0	10	0	36	2
9:15	4	0	5	0	10	0	10	0	11	2	40	2
9:30	7	1	4	0	1	2	6	1	4	2	22	6
9:45	3	0	1	0	10	0	2	0	12	3	28	3
10:00	5	0	9	0	7	1	10	1	3	0	34	2
10:15	4	1	9	0	7	0	1	1	4	0	25	2
10:30	2	0	8	0	4	0	6	0	1	0	21	0
10:45	4	0	3	0	2	0	4	0	2	0	15	0
11:00	6	0	4	0	6	0	4	0	8	0	28	0
11:15	6	0	7	0	3	0	2	0	3	0	21	0
11:30	5	0	3	0	2	0	2	0	3	1	15	1
11:45	5	0	1	0	1	0	1	0	2	0	10	0
Totals	117	78	160	81	146	97	137	83	140	112	700	451
Day Total	195		241		243		220		252		1151	
AM Pct	60.0%		66.4%		60.1%		62.3%					

Peak Hour
 Peak Volume
 P.H.F

AECOM

7:00-8:00 AM	19	31	28	14	18	22
7:15-8:15 AM	20	30	25	19	17	22
7:30-8:30 AM	21	32	30	33	20	27
7:45-8:45 AM	20	31	31	41	25	30
8:00-9:00 AM	19	30	28	38	27	28

Client: AECOM
 File Number:
 Route: L-18c
 Location:

Site Ref: L-18c
 Direction: OUT

Count Date	5/9/2022		5/10/2022		5/11/2022		5/12/2022		5/13/2022		AM	PM
	AM	PM	AM	PM	AM	PM	AM	PM	AM	PM		
0:00	0	4	1	6	2	5	3	6	0	7	6	28
0:15	2	4	2	10	0	8	0	8	0	7	4	37
0:30	2	3	1	9	1	3	0	11	0	6	4	32
0:45	0	3	0	9	0	10	1	9	2	9	3	40
1:00	2	4	1	3	0	4	0	7	0	6	3	24
1:15	0	5	1	8	0	5	1	8	0	8	2	34
1:30	0	3	0	7	1	4	0	10	0	5	1	29
1:45	0	5	1	8	0	6	0	9	0	9	1	37
2:00	0	1	0	5	0	4	0	3	2	6	2	19
2:15	0	8	1	7	0	5	0	7	0	7	1	34
2:30	0	4	0	11	0	4	0	4	0	2	0	25
2:45	0	8	0	3	0	3	0	9	0	10	0	33
3:00	0	6	0	16	0	9	0	5	0	6	0	42
3:15	0	13	0	11	0	12	0	15	1	20	1	71
3:30	0	12	0	13	0	15	0	18	0	13	0	71
3:45	0	14	0	16	0	17	0	11	0	14	0	72
4:00	0	6	0	13	0	8	0	5	0	19	0	51
4:15	0	11	4	18	0	19	0	11	0	20	4	79
4:30	0	11	2	13	0	9	0	16	1	5	3	54
4:45	1	14	0	18	2	12	1	21	3	13	7	78
5:00	0	8	0	19	2	14	0	15	0	4	2	60
5:15	5	14	5	14	4	22	9	14	2	16	25	80
5:30	2	22	3	15	2	20	4	23	3	17	14	97
5:45	4	22	5	16	2	15	4	13	4	19	19	85
6:00	3	10	2	13	1	16	2	9	10	11	18	59
6:15	6	11	7	16	9	17	7	14	5	13	34	71
6:30	1	6	3	2	3	14	6	15	3	7	16	44
6:45	5	4	3	10	4	4	3	8	3	4	18	30
7:00	2	8	2	9	2	14	4	7	3	9	13	47
7:15	6	7	7	8	5	13	5	10	9	5	32	43
7:30	2	12	2	10	3	5	3	5	5	11	15	43
7:45	6	9	5	2	4	5	9	3	5	8	29	27
8:00	2	1	6	3	7	1	3	4	2	6	20	15
8:15	6	7	6	1	5	1	5	5	9	3	31	17
8:30	2	2	6	3	4	3	2	4	2	1	16	13
8:45	10	3	8	9	6	4	2	4	5	4	31	24
9:00	3	1	3	0	3	0	5	0	4	1	18	2
9:15	1	0	1	4	4	1	0	0	2	0	8	5
9:30	4	1	6	5	5	1	5	2	5	2	25	11
9:45	4	0	4	1	1	1	1	0	3	0	13	2
10:00	5	4	9	2	8	1	6	2	11	2	39	11
10:15	2	2	1	1	2	1	4	5	2	0	11	9
10:30	4	0	2	5	8	0	4	1	8	0	26	6
10:45	3	3	3	0	4	1	2	0	2	1	14	5
11:00	1	0	7	2	4	0	11	1	2	6	25	9
11:15	6	0	9	0	2	2	6	3	5	2	28	7
11:30	1	0	6	0	4	2	3	1	4	1	18	4
11:45	5	0	2	0	3	0	8	0	6	0	24	0
Totals	108	296	137	374	117	340	129	361	133	345	624	1716
Day Total	404		511		457		490		478		2340	
AM Pct	26.7%		26.8%		25.6%		26.3%					

Peak Hour
 Peak Volume
 P.H.F

AECOM

7:00-8:00 AM	16	16	14	21	22	18
7:15-8:15 AM	16	20	19	20	21	19
7:30-8:30 AM	16	19	19	20	21	19
7:45-8:45 AM	16	23	20	19	18	19
8:00-9:00 AM	20	26	22	12	18	20

4:00-5:00 PM	42	62	48	53	57	52
4:15-5:15 PM	44	68	54	63	42	54
4:30-5:30 PM	47	64	57	66	38	54
4:45-5:45 PM	58	66	68	73	50	63
5:00-6:00 PM	66	64	71	65	56	64

Client: AECOM
 File Number:
 Route: L-1a
 Location:

Site Ref: L-1a
 Direction: IN

Count Date	5/9/2022		5/10/2022		5/11/2022		5/12/2022		5/13/2022			
Count Time	AM	PM	AM	PM	AM	PM	AM	PM	AM	PM	AM	PM
0:00	0	6	0	5	0	11	0	7	0	6	0	35
0:15	0	9	0	11	0	10	0	5	0	11	0	46
0:30	0	14	1	12	0	10	0	9	0	5	1	50
0:45	0	6	0	14	0	16	0	16	1	7	1	59
1:00	0	13	0	6	0	6	1	5	0	9	1	39
1:15	0	10	0	7	0	11	0	11	0	2	0	41
1:30	1	6	0	9	0	9	0	6	0	9	1	39
1:45	0	4	0	8	0	4	0	6	0	4	0	26
2:00	0	3	0	7	0	7	0	7	0	8	0	32
2:15	0	5	0	12	0	11	0	7	0	7	0	42
2:30	0	8	0	3	0	4	0	5	0	4	0	24
2:45	0	4	0	5	0	1	0	9	0	7	0	26
3:00	0	9	0	10	0	7	0	11	0	7	0	44
3:15	0	8	0	2	1	9	0	2	0	4	1	25
3:30	3	2	4	1	5	12	4	5	2	3	18	23
3:45	4	2	6	6	2	4	2	6	2	4	16	22
4:00	3	2	1	3	2	2	3	6	3	3	12	16
4:15	5	6	4	4	3	4	3	5	4	6	19	25
4:30	5	3	5	3	9	9	5	6	1	5	25	26
4:45	5	5	6	7	4	5	7	5	5	6	27	28
5:00	3	6	2	3	3	6	2	7	2	9	12	31
5:15	8	3	14	7	11	3	9	5	11	4	53	22
5:30	13	4	13	6	17	5	8	6	8	2	59	23
5:45	17	2	17	3	25	2	15	3	16	6	90	16
6:00	53	1	51	2	55	2	61	3	56	5	276	13
6:15	83	2	82	2	73	4	89	1	81	4	408	13
6:30	96	1	116	0	101	4	101	1	111	4	525	10
6:45	61	1	52	5	57	0	50	3	60	0	280	9
7:00	35	0	42	3	31	1	45	4	33	3	186	11
7:15	49	5	56	3	53	6	54	3	44	3	256	20
7:30	55	6	49	3	42	2	36	4	40	3	222	18
7:45	48	1	55	1	52	2	62	3	51	2	268	9
8:00	38	0	45	1	28	5	40	1	33	4	184	11
8:15	37	0	39	0	37	0	32	2	30	1	175	3
8:30	27	1	26	0	34	0	25	3	31	2	143	6
8:45	17	2	25	1	28	0	23	2	18	1	111	6
9:00	20	2	15	1	23	2	17	0	6	1	81	6
9:15	22	2	11	2	18	0	8	1	13	1	72	6
9:30	5	1	8	1	16	0	10	1	19	1	58	4
9:45	19	0	11	2	24	0	18	0	8	1	80	3
10:00	9	2	9	0	11	0	9	0	9	0	47	2
10:15	11	0	8	2	10	1	4	3	6	1	39	7
10:30	9	0	10	1	10	2	8	0	1	2	38	5
10:45	5	2	7	0	12	1	10	0	6	0	40	3
11:00	8	0	9	1	14	0	8	0	6	0	45	1
11:15	5	0	11	0	9	1	4	2	5	2	34	5
11:30	10	1	7	1	8	1	6	1	9	1	40	5
11:45	16	0	9	0	8	0	6	1	6	0	45	1
Totals	805	170	826	186	836	202	785	199	737	180	3989	937
Day Total	975		1012		1038		984		917		4926	
AM Pct	82.6%		81.6%		80.5%		79.8%					

Peak Hour
 Peak Volume
 P.H.F

AECOM

7:00-8:00 AM	187	202	178	197	168	186
7:15-8:15 AM	190	205	175	192	168	186
7:30-8:30 AM	178	188	159	170	154	170
7:45-8:45 AM	150	165	151	159	145	154
8:00-9:00 AM	119	135	127	120	112	123

4:00-5:00 PM	16	17	20	22	20	19
4:15-5:15 PM	20	17	24	23	26	22
4:30-5:30 PM	17	20	23	23	24	21
4:45-5:45 PM	18	23	19	23	21	21
5:00-6:00 PM	15	19	16	21	21	18

Client: AECOM
 File Number:
 Route: L-1a
 Location:

Site Ref: L-1a
 Direction: OUT

Count Date	5/9/2022		5/10/2022		5/11/2022		5/12/2022		5/13/2022		AM	PM
	AM	PM	AM	PM	AM	PM	AM	PM	AM	PM		
0:00	0	11	0	7	0	12	0	11	0	8	0	49
0:15	0	8	0	8	1	10	0	10	0	10	1	46
0:30	1	8	2	5	1	12	0	8	0	7	4	40
0:45	0	5	4	4	2	4	1	1	3	5	10	19
1:00	0	12	0	9	0	14	3	11	2	8	5	54
1:15	0	13	0	9	0	16	0	7	0	7	0	52
1:30	0	16	0	10	0	8	0	16	0	6	0	56
1:45	0	12	0	9	0	14	0	9	0	9	0	53
2:00	0	11	0	11	0	12	0	9	0	9	0	52
2:15	0	10	0	18	1	9	0	12	0	19	1	68
2:30	0	12	0	25	0	17	0	11	0	10	0	75
2:45	0	15	0	12	0	25	0	19	0	19	0	90
3:00	0	42	0	28	0	26	0	31	0	21	0	148
3:15	0	23	0	29	0	35	0	22	0	37	0	146
3:30	2	58	3	45	3	53	3	56	2	44	13	256
3:45	1	25	3	38	2	55	2	32	1	33	9	183
4:00	0	40	0	37	0	39	0	47	0	29	0	192
4:15	2	41	0	45	0	47	0	38	0	39	2	210
4:30	1	51	1	62	0	59	2	48	1	47	5	267
4:45	2	43	0	60	2	50	1	52	0	37	5	242
5:00	0	54	0	48	0	47	0	52	0	50	0	251
5:15	1	48	1	63	1	53	0	41	1	50	4	255
5:30	0	40	1	72	0	50	1	47	0	47	2	256
5:45	1	42	1	42	2	34	2	43	0	35	6	196
6:00	2	29	3	29	1	30	5	36	2	26	13	150
6:15	5	25	4	12	2	20	3	24	3	18	17	99
6:30	2	21	2	13	3	24	5	23	5	13	17	94
6:45	0	11	0	14	3	8	0	12	0	14	3	59
7:00	3	13	1	17	5	8	0	20	1	13	10	71
7:15	4	16	8	22	1	26	1	17	4	27	18	108
7:30	3	47	4	45	3	42	3	43	1	48	14	225
7:45	2	43	1	51	4	46	1	51	2	58	10	249
8:00	0	24	2	20	0	23	1	17	2	31	5	115
8:15	1	11	4	11	2	7	0	14	6	9	13	52
8:30	4	2	8	3	6	4	2	4	3	2	23	15
8:45	4	2	3	4	6	2	0	3	12	2	25	13
9:00	5	1	3	2	4	2	4	5	2	2	18	12
9:15	13	6	4	5	7	0	5	5	2	3	31	19
9:30	1	3	1	4	15	2	6	3	5	7	28	19
9:45	6	4	9	8	5	4	4	2	7	2	31	20
10:00	7	2	3	0	7	3	5	0	4	0	26	5
10:15	3	0	4	1	7	1	5	1	6	3	25	6
10:30	10	3	4	0	14	2	1	3	6	2	35	10
10:45	5	0	6	2	7	1	9	1	4	0	31	4
11:00	5	7	8	2	10	4	7	1	9	3	39	17
11:15	4	0	7	2	7	3	5	3	3	3	26	11
11:30	12	2	8	2	7	2	3	2	8	5	38	13
11:45	8	0	14	0	9	0	5	3	8	0	44	3
Totals	120	912	127	965	150	965	95	926	115	877	607	4645
Day Total	1032		1092		1115		1021		992		5252	
AM Pct	11.6%		11.6%		13.5%		9.3%					

Peak Hour
 Peak Volume
 P.H.F

AECOM

7:00-8:00 AM	12	14	13	5	8	10
7:15-8:15 AM	9	15	8	6	9	9
7:30-8:30 AM	6	11	9	5	11	8
7:45-8:45 AM	7	15	12	4	13	10
8:00-9:00 AM	9	17	14	3	23	13

4:00-5:00 PM	175	204	195	185	152	182
4:15-5:15 PM	189	215	203	190	173	194
4:30-5:30 PM	196	233	209	193	184	203
4:45-5:45 PM	185	243	200	192	184	201
5:00-6:00 PM	184	225	184	183	182	192

Client: AECOM
 File Number:
 Route: L-1b
 Location:

Site Ref: L-1b
 Direction: IN

Count Date	5/9/2022		5/10/2022		5/11/2022		5/12/2022		5/13/2022		AM	PM
	AM	PM	AM	PM	AM	PM	AM	PM	AM	PM		
0:00	0	34	2	27	0	33	0	17	0	21	2	132
0:15	0	33	2	35	0	23	0	25	0	16	2	132
0:30	0	44	0	30	0	33	1	37	0	26	1	170
0:45	0	40	0	30	0	39	0	27	0	34	0	170
1:00	0	38	0	35	0	49	0	29	0	31	0	182
1:15	0	33	0	27	0	36	0	41	0	26	0	163
1:30	0	65	0	43	0	36	0	35	0	25	0	204
1:45	0	40	0	39	0	27	0	32	0	21	0	159
2:00	0	38	0	30	2	38	0	19	0	25	2	150
2:15	0	27	0	27	0	40	0	30	0	28	0	152
2:30	0	44	0	38	0	45	0	29	0	38	0	194
2:45	0	37	1	31	0	41	1	26	0	35	2	170
3:00	0	32	0	29	1	41	0	38	1	21	2	161
3:15	1	30	0	27	0	52	0	27	0	25	1	161
3:30	0	30	0	27	0	22	0	24	1	26	1	129
3:45	0	25	0	25	0	37	0	26	0	25	0	138
4:00	0	41	1	16	0	34	0	29	0	22	1	142
4:15	1	25	0	26	1	24	1	26	1	26	4	127
4:30	0	21	1	10	1	24	0	17	0	29	2	101
4:45	0	12	0	13	0	31	0	12	0	17	0	85
5:00	0	18	1	15	0	18	0	19	0	8	1	78
5:15	2	19	0	19	1	20	0	18	0	10	3	86
5:30	2	11	1	16	2	31	3	13	1	13	9	84
5:45	3	10	2	10	8	8	2	15	1	8	16	51
6:00	4	12	3	13	4	7	2	8	1	5	14	45
6:15	10	5	8	9	8	11	6	10	6	9	38	44
6:30	15	8	15	6	17	10	13	5	12	6	72	35
6:45	4	7	9	12	20	4	4	8	7	8	44	39
7:00	20	8	18	4	12	0	19	8	14	10	83	30
7:15	12	3	20	10	17	6	21	1	14	6	84	26
7:30	25	6	31	7	27	1	36	3	18	5	137	22
7:45	25	6	37	5	23	1	25	2	25	2	135	16
8:00	23	1	23	2	22	4	18	4	21	4	107	15
8:15	37	1	26	1	24	1	31	0	20	4	138	7
8:30	44	3	32	3	24	3	32	3	27	3	159	15
8:45	41	1	27	4	50	1	31	0	33	0	182	6
9:00	33	0	33	0	40	1	29	5	21	1	156	7
9:15	35	1	31	1	32	2	20	0	38	0	156	4
9:30	36	2	35	1	39	1	49	0	42	1	201	5
9:45	29	0	42	0	31	1	38	1	38	1	178	3
10:00	36	1	52	1	22	1	21	0	48	0	179	3
10:15	43	2	41	0	51	3	35	2	35	0	205	7
10:30	42	0	46	1	45	2	27	0	36	1	196	4
10:45	43	0	35	1	46	0	39	0	36	0	199	1
11:00	31	0	34	0	48	0	30	0	44	0	187	0
11:15	21	0	36	0	27	0	18	0	34	0	136	0
11:30	13	0	24	0	36	0	19	0	33	0	125	0
11:45	39	0	19	0	30	0	21	0	22	0	131	0
Totals	670	814	688	706	711	842	592	671	630	622	3291	3655
Day Total	1484		1394		1553		1263		1252		6946	
AM Pct	45.1%		49.4%		45.8%		46.9%					

Peak Hour
 Peak Volume
 P.H.F

AECOM

7:00-8:00 AM	82	106	79	101	71	88
7:15-8:15 AM	85	111	89	100	78	93
7:30-8:30 AM	110	117	96	110	84	103
7:45-8:45 AM	129	118	93	106	93	108
8:00-9:00 AM	145	108	120	112	101	117

4:00-5:00 PM	99	65	113	84	94	91
4:15-5:15 PM	76	64	97	74	80	78
4:30-5:30 PM	70	57	93	66	64	70
4:45-5:45 PM	60	63	100	62	48	67
5:00-6:00 PM	58	60	77	65	39	60

Client: AECOM
 File Number:
 Route: L-1b
 Location:

Site Ref: L-1b
 Direction: OUT

Count Date	5/9/2022		5/10/2022		5/11/2022		5/12/2022		5/13/2022		AM	PM
	AM	PM	AM	PM	AM	PM	AM	PM	AM	PM		
0:00	0	35	0	34	0	27	0	21	0	27	0	144
0:15	0	33	4	31	0	45	0	35	0	37	4	181
0:30	0	38	0	21	0	28	0	22	1	16	1	125
0:45	0	22	0	18	0	24	0	15	0	20	0	99
1:00	0	17	0	16	0	21	0	16	0	10	0	80
1:15	0	14	0	20	0	21	2	24	0	18	2	97
1:30	0	20	0	19	0	22	0	15	0	17	0	93
1:45	0	27	0	29	0	34	0	21	0	23	0	134
2:00	0	40	0	23	0	27	0	26	0	21	0	137
2:15	0	24	0	36	0	46	0	22	0	22	0	150
2:30	0	31	0	19	0	18	0	20	0	28	0	116
2:45	0	23	2	28	0	34	2	24	0	18	4	127
3:00	0	35	0	18	1	29	0	22	2	30	3	134
3:15	2	42	0	26	0	33	0	27	0	22	2	150
3:30	0	25	0	25	0	38	0	34	2	20	2	142
3:45	0	44	0	25	0	34	0	36	0	25	0	164
4:00	0	34	0	24	0	34	0	20	0	21	0	133
4:15	0	31	0	33	0	39	0	25	0	35	0	163
4:30	0	30	0	29	0	33	0	28	0	29	0	149
4:45	0	32	0	25	0	34	0	35	0	17	0	143
5:00	0	19	0	16	0	35	0	25	0	23	0	118
5:15	1	19	0	25	0	21	0	21	0	21	1	107
5:30	1	31	1	20	0	23	0	28	0	16	2	118
5:45	0	20	0	15	2	22	1	26	0	11	3	94
6:00	1	11	0	19	2	13	0	16	0	11	3	70
6:15	1	12	0	13	1	15	1	15	0	5	3	60
6:30	1	18	1	14	0	13	4	14	0	12	6	71
6:45	0	3	3	12	3	18	2	12	1	1	9	46
7:00	7	7	1	10	7	7	2	6	0	14	17	44
7:15	3	7	3	6	2	8	2	11	4	10	14	42
7:30	8	2	7	10	14	2	6	11	6	10	41	35
7:45	4	6	5	11	7	3	10	5	10	2	36	27
8:00	10	7	12	0	13	5	12	3	9	4	56	19
8:15	10	6	5	7	8	3	10	2	10	1	43	19
8:30	15	1	16	3	16	3	17	2	14	4	78	13
8:45	21	1	19	5	10	4	17	1	13	3	80	14
9:00	22	5	18	0	17	3	11	2	11	2	79	12
9:15	28	4	19	2	13	1	19	4	8	2	87	13
9:30	16	6	20	4	26	2	16	1	20	3	98	16
9:45	28	1	19	0	35	2	28	1	29	3	139	7
10:00	26	4	24	1	19	0	17	5	33	2	119	12
10:15	22	1	25	1	23	4	20	5	30	0	120	11
10:30	31	2	21	1	23	4	17	0	21	1	113	8
10:45	27	0	35	3	28	0	31	0	28	2	149	5
11:00	34	2	38	2	36	2	25	1	31	0	164	7
11:15	26	0	30	0	41	0	32	0	33	2	162	2
11:30	33	1	26	0	36	0	25	0	36	0	156	1
11:45	39	2	32	0	34	0	19	0	31	0	155	2
Totals	417	795	386	699	417	834	348	705	383	621	1951	3654
Day Total	1212		1085		1251		1053		1004		5605	
AM Pct	34.4%		35.6%		33.3%		33.0%					

Peak Hour
 Peak Volume
 P.H.F

AECOM

7:00-8:00 AM	22	16	30	20	20	22
7:15-8:15 AM	25	27	36	30	29	29
7:30-8:30 AM	32	29	42	38	35	35
7:45-8:45 AM	39	38	44	49	43	43
8:00-9:00 AM	56	52	47	56	46	51

4:00-5:00 PM	127	111	140	108	102	118
4:15-5:15 PM	112	103	141	113	104	115
4:30-5:30 PM	100	95	123	109	90	103
4:45-5:45 PM	101	86	113	109	77	97
5:00-6:00 PM	89	76	101	100	71	87

Client: AECOM
 File Number:
 Route: L-1c
 Location:

Site Ref: L-1c
 Direction: IN

Count Date	5/9/2022		5/10/2022		5/11/2022		5/12/2022		5/13/2022			
	AM	PM	AM	PM	AM	PM	AM	PM	AM	PM	AM	PM
0:00	0	1	0	2	0	1	0	2	0	4	0	10
0:15	0	1	0	1	0	1	0	0	0	0	0	3
0:30	0	0	0	2	0	2	0	1	0	0	0	5
0:45	0	2	0	1	0	2	0	0	0	1	0	6
1:00	0	2	0	1	0	3	0	2	0	2	0	10
1:15	0	1	0	2	0	1	0	1	0	1	0	6
1:30	0	5	0	0	0	4	0	0	0	0	0	9
1:45	0	1	0	0	0	3	0	2	0	0	0	6
2:00	0	0	0	1	0	0	0	1	0	2	0	4
2:15	0	3	0	3	0	2	0	1	0	2	0	11
2:30	0	1	0	1	0	0	0	2	0	2	0	6
2:45	0	1	0	3	0	0	0	4	0	1	0	9
3:00	0	3	0	4	0	1	0	1	0	0	0	9
3:15	0	2	0	2	0	3	0	0	0	4	0	11
3:30	0	1	0	3	0	1	0	1	0	4	0	10
3:45	0	1	0	2	0	6	0	1	0	1	0	11
4:00	0	2	0	0	0	1	0	2	0	1	0	6
4:15	0	2	0	2	0	2	0	2	0	0	0	8
4:30	0	2	0	1	1	0	0	3	0	1	1	7
4:45	0	0	0	1	0	3	0	3	0	2	0	9
5:00	0	0	0	2	0	4	0	1	0	0	0	7
5:15	0	0	0	1	0	0	0	0	0	0	0	1
5:30	0	0	0	0	1	0	1	0	0	1	2	1
5:45	0	0	0	1	0	0	0	0	0	1	0	2
6:00	0	1	0	0	0	0	0	0	0	0	0	1
6:15	0	1	1	0	1	0	1	0	1	0	4	1
6:30	2	0	7	1	0	0	0	1	1	0	10	2
6:45	0	0	0	0	1	0	1	0	0	0	2	0
7:00	1	1	1	0	1	0	0	0	0	1	3	2
7:15	0	0	3	1	1	0	2	0	1	1	7	2
7:30	1	0	1	1	1	0	3	0	3	0	9	1
7:45	3	0	1	1	0	0	2	1	3	0	9	2
8:00	1	0	2	0	3	1	1	0	0	0	7	1
8:15	3	2	0	0	1	0	1	0	1	1	6	3
8:30	2	0	0	0	2	0	1	0	0	0	5	0
8:45	0	0	2	0	0	0	2	0	1	0	5	0
9:00	1	0	0	0	1	0	0	0	2	0	4	0
9:15	4	0	3	0	1	0	0	0	3	1	11	1
9:30	1	0	0	0	0	0	2	0	0	0	3	0
9:45	0	0	0	0	2	0	5	0	0	0	7	0
10:00	1	0	3	0	0	0	1	0	3	0	8	0
10:15	1	0	1	0	1	0	0	0	3	0	6	0
10:30	1	0	3	0	1	0	1	0	1	0	7	0
10:45	1	0	3	0	0	0	1	0	0	0	5	0
11:00	1	0	0	0	2	0	1	0	2	0	6	0
11:15	1	0	0	0	0	0	0	0	2	0	3	0
11:30	0	0	1	0	2	0	1	0	2	0	6	0
11:45	6	0	0	0	2	0	0	0	2	0	10	0
Totals	31	36	32	40	25	41	27	32	31	34	146	183
Day Total	67		72		66		59		65		329	
AM Pct	46.3%		44.4%		37.9%		45.8%					

Peak Hour
 Peak Volume
 P.H.F

AECOM

7:00-8:00 AM	5	6	3	7	7	6
7:15-8:15 AM	5	7	5	8	7	6
7:30-8:30 AM	8	4	5	7	7	6
7:45-8:45 AM	9	3	6	5	4	5
8:00-9:00 AM	6	4	6	5	2	5

4:00-5:00 PM	6	4	6	10	4	6
4:15-5:15 PM	4	6	9	9	3	6
4:30-5:30 PM	2	5	7	7	3	5
4:45-5:45 PM	0	4	7	4	3	4
5:00-6:00 PM	0	4	4	1	2	2

Client: AECOM
 File Number:
 Route: L-1c
 Location:

Site Ref: L-1c
 Direction: OUT

Count Date	5/9/2022		5/10/2022		5/11/2022		5/12/2022		5/13/2022			
	AM	PM	AM	PM	AM	PM	AM	PM	AM	PM	AM	PM
0:00	0	0	0	0	0	1	0	1	0	1	0	3
0:15	0	1	0	0	0	0	0	2	0	0	0	3
0:30	0	0	0	0	0	4	0	1	0	0	0	5
0:45	0	0	0	0	0	0	0	1	0	0	0	1
1:00	0	0	0	0	0	0	0	1	0	3	0	4
1:15	0	1	0	0	0	1	0	1	0	0	0	3
1:30	0	2	0	0	0	0	0	1	0	2	0	5
1:45	0	1	0	1	0	1	0	1	0	0	0	4
2:00	0	0	0	0	0	1	0	0	0	0	0	1
2:15	0	0	0	2	0	0	0	0	0	1	0	3
2:30	0	0	0	2	0	0	0	1	0	2	0	5
2:45	0	1	0	0	0	2	0	2	0	2	0	7
3:00	0	0	0	1	0	0	0	1	0	1	0	3
3:15	0	1	0	0	0	3	0	0	0	1	0	5
3:30	0	0	0	0	0	0	0	1	0	0	0	1
3:45	0	0	0	0	0	0	0	0	0	1	0	1
4:00	0	1	0	0	0	2	0	2	0	0	0	5
4:15	0	2	0	1	0	1	0	1	0	1	0	6
4:30	0	1	0	0	0	2	0	1	0	0	0	4
4:45	0	0	0	0	0	0	0	0	0	0	0	0
5:00	0	0	0	0	0	1	0	0	0	3	0	4
5:15	0	1	0	0	0	1	0	1	0	0	0	3
5:30	0	1	0	3	0	2	0	0	0	1	0	7
5:45	0	3	0	0	1	1	0	0	0	1	1	5
6:00	0	1	0	0	0	0	0	2	0	1	0	4
6:15	0	1	0	2	0	0	0	0	0	0	0	3
6:30	0	0	0	0	0	1	0	0	0	0	0	1
6:45	0	0	0	0	0	0	0	1	1	0	1	1
7:00	0	0	0	0	0	0	0	0	0	0	0	0
7:15	1	0	2	0	1	0	1	0	0	0	5	0
7:30	0	0	0	0	0	0	0	0	0	0	0	0
7:45	0	0	0	0	0	0	0	0	1	0	1	0
8:00	0	0	0	0	1	0	0	0	0	0	1	0
8:15	1	0	0	0	0	0	0	0	0	0	1	0
8:30	0	0	0	0	0	0	1	0	0	0	1	0
8:45	0	0	1	0	0	0	1	0	1	0	3	0
9:00	0	0	0	0	0	0	1	0	0	0	1	0
9:15	1	0	0	0	0	0	0	0	0	0	1	0
9:30	1	0	0	0	0	0	1	0	0	0	2	0
9:45	1	0	1	0	0	0	0	0	1	0	3	0
10:00	0	0	0	0	1	0	2	1	0	0	3	1
10:15	0	0	0	0	0	2	0	0	1	0	1	2
10:30	0	0	0	0	1	0	2	0	0	0	3	0
10:45	2	0	0	0	0	0	1	0	0	0	3	0
11:00	0	0	0	0	0	0	0	0	0	0	0	0
11:15	1	0	1	0	0	0	1	0	1	0	4	0
11:30	0	0	1	0	2	0	1	0	2	0	6	0
11:45	3	0	0	0	0	0	0	0	0	0	3	0
Totals	11	18	6	12	7	26	12	23	8	21	44	100
Day Total	29		18		33		35		29		144	
AM Pct	37.9%		33.3%		21.2%		34.3%					

Peak Hour
 Peak Volume
 P.H.F

AECOM

7:00-8:00 AM	1	2	1	1	1	1
7:15-8:15 AM	1	2	2	1	1	1
7:30-8:30 AM	1	0	1	0	1	1
7:45-8:45 AM	1	0	1	1	1	1
8:00-9:00 AM	1	1	1	2	1	1

4:00-5:00 PM	4	1	5	4	1	3
4:15-5:15 PM	3	1	4	2	4	3
4:30-5:30 PM	2	0	4	2	3	2
4:45-5:45 PM	2	3	4	1	4	3
5:00-6:00 PM	5	3	5	1	5	4

Client: AECOM
 File Number:
 Route: L-20a
 Location:

Site Ref: L-20a
 Direction: IN

Count Date	5/9/2022		5/10/2022		5/11/2022		5/12/2022		5/13/2022		AM	PM
	AM	PM	AM	PM	AM	PM	AM	PM	AM	PM		
0:00	0	0	0	0	0	1	0	3	0	0	0	4
0:15	0	6	0	5	0	4	0	0	0	0	0	15
0:30	0	0	0	0	0	0	0	1	0	6	0	7
0:45	0	3	0	0	1	2	0	0	0	0	1	5
1:00	0	2	0	2	0	1	0	0	0	0	0	5
1:15	0	1	0	0	0	3	0	1	0	1	0	6
1:30	0	1	0	1	0	1	0	0	0	0	0	3
1:45	0	1	0	1	0	0	0	1	0	0	0	3
2:00	0	0	0	0	0	1	0	0	0	0	0	1
2:15	0	0	0	1	0	0	0	1	0	1	0	3
2:30	0	0	0	2	0	0	0	0	0	1	0	3
2:45	0	0	0	0	0	1	0	0	0	0	0	1
3:00	0	0	0	0	0	0	0	3	0	0	0	3
3:15	0	0	0	4	0	2	0	0	0	0	0	6
3:30	0	2	0	1	0	2	0	3	0	2	0	10
3:45	0	3	0	2	0	2	0	0	0	1	0	8
4:00	0	3	0	0	0	0	0	3	0	0	0	6
4:15	0	0	0	0	0	0	0	2	0	2	0	4
4:30	0	2	0	3	0	1	0	3	0	1	0	10
4:45	0	1	1	5	0	2	0	7	0	0	1	15
5:00	0	1	0	2	0	3	0	4	0	1	0	11
5:15	0	0	0	0	1	0	0	2	0	0	1	2
5:30	0	2	4	0	0	1	0	0	1	3	5	6
5:45	1	0	0	0	0	2	2	1	0	0	3	3
6:00	3	4	3	4	2	0	1	3	1	1	10	12
6:15	1	1	0	2	1	0	0	3	1	2	3	8
6:30	0	0	3	3	1	2	1	2	1	3	6	10
6:45	1	3	0	0	0	0	0	2	0	2	1	7
7:00	0	1	0	1	0	0	0	0	0	4	0	6
7:15	0	0	4	0	0	1	2	0	0	1	6	2
7:30	2	0	1	0	1	0	1	0	1	1	6	1
7:45	1	0	1	0	0	0	0	1	0	0	2	1
8:00	1	1	0	0	1	1	1	1	2	0	5	3
8:15	1	1	0	0	4	0	1	0	0	0	6	1
8:30	1	0	0	0	0	0	0	1	0	0	1	1
8:45	2	0	2	0	3	0	1	0	9	0	17	0
9:00	3	0	2	0	3	0	1	0	1	0	10	0
9:15	5	1	3	0	5	0	3	0	4	0	20	1
9:30	2	0	6	0	4	0	6	0	2	0	20	0
9:45	3	0	5	0	5	0	3	0	3	0	19	0
10:00	1	0	5	1	3	0	5	0	4	0	18	1
10:15	4	0	2	0	3	1	3	0	4	0	16	1
10:30	3	0	0	0	2	0	3	0	1	0	9	0
10:45	5	0	6	0	2	0	5	2	2	0	20	2
11:00	4	0	5	3	5	0	5	0	0	0	19	3
11:15	1	0	4	0	4	0	7	0	3	0	19	0
11:30	1	0	3	0	0	0	3	1	2	0	9	1
11:45	2	0	5	0	6	1	0	2	3	0	16	3
Totals	48	40	65	43	57	35	54	53	45	33	269	204
Day Total	88		108		92		107		78		473	
AM Pct	54.5%		60.2%		62.0%		50.5%					

Peak Hour
 Peak Volume
 P.H.F

AECOM

7:00-8:00 AM	3	6	1	3	1	3
7:15-8:15 AM	4	6	2	4	3	4
7:30-8:30 AM	5	2	6	3	3	4
7:45-8:45 AM	4	1	5	2	2	3
8:00-9:00 AM	5	2	8	3	11	6

4:00-5:00 PM	6	8	3	15	3	7
4:15-5:15 PM	4	10	6	16	4	8
4:30-5:30 PM	4	10	6	16	2	8
4:45-5:45 PM	4	7	6	13	4	7
5:00-6:00 PM	3	2	6	7	4	4

Client: AECOM
 File Number:
 Route: L-20a
 Location:

Site Ref: L-20a
 Direction: OUT

Count Date	5/9/2022		5/10/2022		5/11/2022		5/12/2022		5/13/2022		AM	PM
	AM	PM	AM	PM	AM	PM	AM	PM	AM	PM		
0:00	0	0	0	0	0	1	4	0	4	1	8	2
0:15	0	0	0	1	0	1	0	0	0	1	0	3
0:30	0	0	0	1	0	0	0	0	0	4	0	5
0:45	0	2	0	0	0	1	0	0	0	1	0	4
1:00	0	2	0	0	0	1	0	0	0	0	0	3
1:15	0	0	0	0	0	0	0	1	0	0	0	1
1:30	0	0	0	0	0	2	0	1	0	0	0	3
1:45	0	4	0	1	0	2	0	2	0	0	0	9
2:00	0	0	0	2	0	0	0	0	2	0	0	4
2:15	0	2	0	0	0	3	0	0	0	0	0	5
2:30	0	0	0	0	0	2	0	2	0	0	0	4
2:45	0	2	0	4	0	3	0	3	0	0	0	12
3:00	0	13	0	6	0	7	1	5	0	6	1	37
3:15	0	1	0	1	0	6	0	5	0	3	0	16
3:30	0	1	0	1	0	1	0	1	0	0	0	4
3:45	0	3	0	1	0	2	0	2	0	4	0	12
4:00	0	3	0	2	0	0	0	1	0	0	0	6
4:15	0	0	0	3	0	3	0	0	0	1	0	7
4:30	0	1	0	0	0	2	0	1	0	7	0	11
4:45	0	0	2	3	2	0	1	0	0	1	5	4
5:00	1	3	1	4	2	2	1	2	1	7	6	18
5:15	0	3	2	1	1	5	0	2	2	0	5	11
5:30	4	3	2	4	4	1	3	3	4	3	17	14
5:45	0	2	0	2	0	4	0	1	0	3	0	12
6:00	3	6	1	6	2	4	5	3	1	4	12	23
6:15	7	3	4	1	5	1	2	10	6	1	24	16
6:30	4	0	3	10	2	5	0	0	1	2	10	17
6:45	0	2	0	3	0	0	4	3	0	1	4	9
7:00	0	2	0	1	0	4	0	1	0	3	0	11
7:15	0	2	0	1	2	4	2	2	0	1	4	10
7:30	0	6	0	8	0	7	0	1	0	2	0	24
7:45	0	0	1	1	0	0	0	4	0	2	1	7
8:00	0	1	0	0	0	0	0	0	0	0	0	1
8:15	1	1	0	1	0	0	0	5	0	0	1	7
8:30	1	0	0	1	0	3	0	6	0	1	1	11
8:45	0	1	0	0	0	0	1	0	2	0	3	1
9:00	0	0	3	1	0	0	0	0	2	0	5	1
9:15	0	0	0	0	0	1	0	0	1	0	1	1
9:30	1	0	0	1	0	2	0	0	0	0	1	3
9:45	0	0	1	2	1	1	0	1	0	0	2	4
10:00	0	0	0	0	0	2	0	0	1	0	1	2
10:15	0	0	0	0	1	0	0	0	2	0	3	0
10:30	1	0	0	0	0	0	0	0	0	2	1	2
10:45	3	0	0	0	1	0	0	1	1	0	5	1
11:00	0	0	0	0	0	2	1	0	0	0	1	2
11:15	0	0	0	1	4	1	0	1	1	0	5	3
11:30	0	0	0	5	0	0	0	1	0	0	0	6
11:45	0	0	1	0	0	0	1	3	1	0	3	3
Totals	26	69	21	80	27	86	26	76	30	61	130	372
Day Total	95		101		113		102		91		502	
AM Pct	27.4%		20.8%		23.9%		25.5%					

Peak Hour
 Peak Volume
 P.H.F

AECOM

7:00-8:00 AM	0	1	2	2	0	1
7:15-8:15 AM	0	1	2	2	0	1
7:30-8:30 AM	1	1	0	0	0	0
7:45-8:45 AM	2	1	0	0	0	1
8:00-9:00 AM	2	0	0	1	2	1

4:00-5:00 PM	4	8	5	2	9	6
4:15-5:15 PM	4	10	7	3	16	8
4:30-5:30 PM	7	8	9	5	15	9
4:45-5:45 PM	9	12	8	7	11	9
5:00-6:00 PM	11	11	12	8	13	11

Client: AECOM
 File Number:
 Route: L-20b
 Location:

Site Ref: L-20b
 Direction: IN

Count Date	5/9/2022		5/10/2022		5/11/2022		5/12/2022		5/13/2022		AM	PM
	AM	PM	AM	PM	AM	PM	AM	PM	AM	PM		
0:00	0	8	0	7	0	11	0	10	0	9	0	45
0:15	0	6	0	7	0	2	0	7	0	11	0	33
0:30	0	7	0	6	0	8	0	10	0	9	0	40
0:45	0	6	0	5	0	5	0	16	1	5	1	37
1:00	1	9	1	12	1	6	1	10	1	9	5	46
1:15	0	5	0	3	0	4	0	8	0	7	0	27
1:30	0	4	0	6	0	9	0	7	0	7	0	33
1:45	0	3	0	9	0	4	0	4	0	4	0	24
2:00	0	5	0	2	0	4	0	7	0	8	0	26
2:15	0	7	0	8	0	3	0	4	0	6	0	28
2:30	0	9	0	4	0	5	0	9	0	7	0	34
2:45	0	3	0	8	0	5	0	11	0	5	0	32
3:00	0	9	0	5	0	3	0	5	0	6	0	28
3:15	1	4	3	7	1	7	2	8	3	9	10	35
3:30	0	6	4	7	1	4	1	3	1	11	7	31
3:45	1	6	2	3	3	7	1	10	2	5	9	31
4:00	2	1	0	12	0	3	1	4	1	5	4	25
4:15	0	2	1	4	2	8	1	5	2	6	6	25
4:30	2	6	2	3	2	8	4	2	3	5	13	24
4:45	3	11	2	8	1	7	2	7	3	7	11	40
5:00	3	10	3	1	3	3	1	5	3	2	13	21
5:15	5	3	5	10	6	9	3	7	3	6	22	35
5:30	16	7	12	10	5	2	15	9	9	5	57	33
5:45	17	5	24	7	14	4	18	3	18	8	91	27
6:00	21	6	29	7	31	9	26	1	31	7	138	30
6:15	36	10	57	8	54	12	52	9	52	5	251	44
6:30	32	7	35	6	35	3	36	5	44	8	182	29
6:45	29	4	40	6	29	5	37	7	26	5	161	27
7:00	38	1	26	2	23	5	33	3	36	5	156	16
7:15	36	5	31	3	27	8	33	8	22	7	149	31
7:30	38	4	35	7	40	6	26	3	26	8	165	28
7:45	33	2	32	4	28	2	31	1	20	3	144	12
8:00	34	4	38	8	26	4	34	2	27	2	159	20
8:15	34	5	34	2	30	2	45	5	31	5	174	19
8:30	35	2	32	1	27	0	39	3	25	0	158	6
8:45	39	2	36	1	32	1	42	1	37	2	186	7
9:00	33	4	33	3	32	3	33	2	22	2	153	14
9:15	18	0	43	2	34	1	26	0	31	0	152	3
9:30	22	0	21	0	26	0	18	1	24	0	111	1
9:45	23	0	26	3	18	2	17	0	19	2	103	7
10:00	22	0	27	0	31	0	22	0	14	0	116	0
10:15	12	2	19	1	10	1	19	1	21	1	81	6
10:30	18	0	11	1	14	0	17	0	18	0	78	1
10:45	15	0	6	0	15	2	13	0	10	0	59	2
11:00	12	0	10	0	13	0	13	0	10	0	58	0
11:15	11	0	8	0	5	0	12	0	8	0	44	0
11:30	5	0	7	0	9	0	4	0	5	0	30	0
11:45	9	0	8	0	6	0	6	0	8	0	37	0
Totals	656	200	703	219	634	197	684	223	617	224	3294	1063
Day Total	856		922		831		907		841		4357	
AM Pct	76.6%		76.2%		76.3%		75.4%					

Peak Hour
 Peak Volume
 P.H.F

AECOM

7:00-8:00 AM	145	124	118	123	104	123
7:15-8:15 AM	141	136	121	124	95	123
7:30-8:30 AM	139	139	124	136	104	128
7:45-8:45 AM	136	136	111	149	103	127
8:00-9:00 AM	142	140	115	160	120	135

4:00-5:00 PM	20	27	26	18	23	23
4:15-5:15 PM	29	16	26	19	20	22
4:30-5:30 PM	30	22	27	21	20	24
4:45-5:45 PM	31	29	21	28	20	26
5:00-6:00 PM	25	28	18	24	21	23

Client: AECOM
 File Number:
 Route: L-20b
 Location:

Site Ref: L-20b
 Direction: OUT

Count Date	5/9/2022		5/10/2022		5/11/2022		5/12/2022		5/13/2022		AM	PM
	AM	PM	AM	PM	AM	PM	AM	PM	AM	PM		
0:00	0	7	0	11	1	6	1	13	4	4	6	41
0:15	0	13	0	6	2	6	0	10	1	8	3	43
0:30	0	5	0	10	0	5	0	8	1	7	1	35
0:45	0	12	0	13	0	11	0	15	0	11	0	62
1:00	0	7	0	5	0	11	0	6	1	5	1	34
1:15	2	8	1	21	3	9	1	17	2	10	9	65
1:30	0	16	2	12	0	14	1	9	1	18	4	69
1:45	0	16	0	13	0	9	0	4	1	12	1	54
2:00	3	16	0	9	0	14	0	7	0	6	3	52
2:15	0	13	0	10	2	13	0	9	0	13	2	58
2:30	0	21	0	17	0	11	0	19	0	16	0	84
2:45	0	13	0	16	0	17	0	22	0	16	0	84
3:00	0	38	0	35	1	24	0	21	0	31	1	149
3:15	0	48	0	40	0	45	0	40	0	25	0	198
3:30	0	35	0	44	0	55	0	52	0	41	0	227
3:45	0	26	1	33	0	29	0	37	0	31	1	156
4:00	0	33	0	43	0	32	0	32	0	31	0	171
4:15	1	34	0	42	0	41	0	32	0	39	1	188
4:30	0	50	0	48	0	39	0	40	0	39	0	216
4:45	4	42	0	47	2	51	0	44	2	46	8	230
5:00	0	40	1	48	0	43	1	50	0	41	2	222
5:15	1	67	0	60	0	88	0	65	0	41	1	321
5:30	1	44	2	49	1	34	1	39	0	37	5	203
5:45	0	39	0	48	0	32	0	42	0	48	0	209
6:00	0	37	3	43	3	44	2	34	5	25	13	183
6:15	4	39	11	38	9	41	7	21	3	21	34	160
6:30	7	34	8	30	6	29	8	29	9	20	38	142
6:45	1	21	1	28	2	16	0	22	0	24	4	111
7:00	5	15	6	19	3	14	4	23	3	27	21	98
7:15	3	26	2	35	2	37	2	29	2	23	11	150
7:30	2	26	2	36	3	43	2	33	2	34	11	172
7:45	4	20	3	17	0	26	1	15	3	20	11	98
8:00	1	10	2	17	4	5	0	21	1	13	8	66
8:15	1	16	2	9	2	4	1	10	0	8	6	47
8:30	4	16	1	4	1	8	5	6	2	8	13	42
8:45	6	6	3	7	2	7	4	5	3	8	18	33
9:00	1	13	2	7	2	3	0	7	2	2	7	32
9:15	0	4	4	4	4	1	6	6	1	0	15	15
9:30	2	7	4	6	0	9	0	3	3	3	9	28
9:45	3	5	3	6	4	4	6	1	6	6	22	22
10:00	4	3	8	4	3	3	4	5	8	6	27	21
10:15	4	3	3	4	7	1	9	1	10	3	33	12
10:30	7	1	4	3	3	3	9	2	2	4	25	13
10:45	7	0	5	4	1	3	3	1	8	5	24	13
11:00	12	0	5	0	5	2	3	1	5	4	30	7
11:15	10	4	1	4	2	0	7	0	6	0	26	8
11:30	5	0	8	1	5	1	14	2	5	1	37	5
11:45	4	2	2	0	7	2	2	0	4	1	19	5
Totals	109	951	100	1006	92	945	104	910	106	842	511	4654
Day Total	1060		1106		1037		1014		948		5165	
AM Pct	10.3%		9.0%		8.9%		10.3%					

Peak Hour
 Peak Volume
 P.H.F

AECOM

7:00-8:00 AM	14	13	8	9	10	11
7:15-8:15 AM	10	9	9	5	8	8
7:30-8:30 AM	8	9	9	4	6	7
7:45-8:45 AM	10	8	7	7	6	8
8:00-9:00 AM	12	8	9	10	6	9

4:00-5:00 PM	159	180	163	148	155	161
4:15-5:15 PM	166	185	174	166	165	171
4:30-5:30 PM	199	203	221	199	167	198
4:45-5:45 PM	193	204	216	198	165	195
5:00-6:00 PM	190	205	197	196	167	191

Client: AECOM
 File Number:
 Route: L-2a
 Location:

Site Ref: L-2a
 Direction: IN

Count Date	5/9/2022		5/10/2022		5/11/2022		5/12/2022		5/13/2022		AM	PM
	AM	PM	AM	PM	AM	PM	AM	PM	AM	PM		
0:00	0	10	1	7	0	9	0	7	0	19	1	52
0:15	0	9	0	12	1	9	0	11	0	12	1	53
0:30	0	4	0	12	0	11	1	7	0	12	1	46
0:45	0	6	0	16	0	16	0	12	1	11	1	61
1:00	0	15	0	12	0	10	1	13	0	12	1	62
1:15	0	10	0	4	0	10	1	8	0	12	1	44
1:30	0	10	0	5	0	5	0	5	1	7	1	32
1:45	2	16	0	10	0	10	0	13	0	14	2	63
2:00	0	7	0	2	1	5	2	5	1	2	4	21
2:15	0	6	0	5	0	7	0	6	0	7	0	31
2:30	0	5	0	4	0	10	0	10	0	9	0	38
2:45	0	5	1	6	0	10	1	6	0	7	2	34
3:00	0	5	0	3	0	10	1	2	0	4	1	24
3:15	1	6	0	4	0	6	1	4	4	2	6	22
3:30	3	5	2	5	3	4	1	6	3	6	12	26
3:45	1	5	0	8	1	7	2	10	4	3	8	33
4:00	2	4	1	6	1	10	1	8	3	3	8	31
4:15	1	2	2	10	0	3	2	5	1	3	6	23
4:30	5	4	4	6	4	6	4	4	8	9	25	29
4:45	9	6	11	2	9	8	14	8	10	8	53	32
5:00	3	4	5	11	10	5	7	4	7	5	32	29
5:15	11	6	13	5	11	3	15	6	16	2	66	22
5:30	23	4	22	15	25	3	18	4	18	2	106	28
5:45	33	5	46	2	27	4	34	4	26	3	166	18
6:00	29	5	29	1	26	2	26	3	34	3	144	14
6:15	50	2	61	1	46	5	54	2	40	6	251	16
6:30	74	3	66	0	70	0	82	1	63	0	355	4
6:45	62	0	87	0	84	3	76	7	73	2	382	12
7:00	41	2	45	0	53	3	47	3	36	3	222	11
7:15	60	0	50	2	52	1	53	0	50	0	265	3
7:30	65	3	52	2	60	2	41	1	43	2	261	10
7:45	50	2	65	0	53	0	73	2	35	5	276	9
8:00	46	0	35	1	40	1	36	0	35	2	192	4
8:15	41	0	44	0	40	1	35	3	28	1	188	5
8:30	54	0	47	0	50	0	40	2	33	2	224	4
8:45	34	0	54	0	45	1	32	0	33	0	198	1
9:00	30	0	37	0	34	0	21	0	22	1	144	1
9:15	16	0	21	0	20	0	25	1	14	1	96	2
9:30	15	0	22	3	18	0	12	0	19	0	86	3
9:45	11	0	22	1	31	2	21	0	19	1	104	4
10:00	8	0	18	1	15	1	10	2	14	0	65	4
10:15	10	0	19	0	10	1	8	1	18	0	65	2
10:30	11	2	16	1	7	1	16	1	8	0	58	5
10:45	12	0	9	1	8	0	9	0	13	0	51	1
11:00	8	1	11	1	11	0	10	0	13	1	53	3
11:15	5	0	6	0	10	0	15	0	6	1	42	1
11:30	15	1	9	0	5	0	11	0	7	0	47	1
11:45	12	0	13	1	6	0	12	0	16	0	59	1
Totals	853	180	946	188	887	205	871	197	775	205	4332	975
Day Total	1033		1134		1092		1068		980		5307	
AM Pct	82.6%		83.4%		81.2%		81.6%					

Peak Hour
 Peak Volume
 P.H.F

AECOM

7:00-8:00 AM	216	212	218	214	164	205
7:15-8:15 AM	221	202	205	203	163	199
7:30-8:30 AM	202	196	193	185	141	183
7:45-8:45 AM	191	191	183	184	131	176
8:00-9:00 AM	175	180	175	143	129	160

4:00-5:00 PM	16	24	27	25	23	23
4:15-5:15 PM	16	29	22	21	25	23
4:30-5:30 PM	20	24	22	22	24	22
4:45-5:45 PM	20	33	19	22	17	22
5:00-6:00 PM	19	33	15	18	12	19

Client: AECOM
 File Number:
 Route: L-2a
 Location:

Site Ref: L-2a
 Direction: OUT

Count Date Count Time	5/9/2022		5/10/2022		5/11/2022		5/12/2022		5/13/2022		AM	PM
	AM	PM	AM	PM	AM	PM	AM	PM	AM	PM		
0:00	0	15	0	17	0	8	0	16	0	18	0	74
0:15	0	11	2	12	1	10	0	16	0	10	3	59
0:30	0	10	0	12	1	26	2	15	0	17	3	80
0:45	0	11	1	5	0	17	0	24	1	19	2	76
1:00	0	12	0	16	0	11	1	16	0	16	1	71
1:15	0	15	0	14	0	19	0	13	0	15	0	76
1:30	0	26	0	14	2	23	0	20	1	29	3	112
1:45	0	10	0	18	0	11	2	10	0	15	2	64
2:00	0	21	0	18	0	22	1	17	1	30	2	108
2:15	0	15	1	17	2	21	1	22	0	23	4	98
2:30	1	26	0	36	0	37	0	35	0	27	1	161
2:45	0	23	0	22	0	30	1	26	0	29	1	130
3:00	0	24	0	27	0	21	0	29	0	21	0	122
3:15	1	28	0	28	0	24	1	19	0	16	2	115
3:30	0	42	2	44	0	49	1	53	1	32	4	220
3:45	0	21	0	37	0	25	0	30	0	32	0	145
4:00	0	43	0	37	0	46	0	35	0	24	0	185
4:15	0	47	0	48	0	30	0	38	0	31	0	194
4:30	0	57	1	58	0	40	0	40	2	46	3	241
4:45	0	73	2	52	0	42	1	52	2	34	5	253
5:00	0	52	0	66	0	74	0	40	0	48	0	280
5:15	1	45	2	69	0	48	2	42	1	57	6	261
5:30	1	43	1	52	1	32	3	37	1	35	7	199
5:45	4	35	4	40	0	45	2	39	0	27	10	186
6:00	1	27	0	28	0	43	1	32	0	16	2	146
6:15	4	19	3	21	2	31	0	24	1	20	10	115
6:30	1	29	2	26	4	17	9	34	4	37	20	143
6:45	4	18	5	18	1	18	6	22	1	14	17	90
7:00	5	16	1	14	2	19	1	14	2	24	11	87
7:15	1	14	1	20	9	18	9	24	6	10	26	86
7:30	2	37	2	32	4	42	1	37	5	31	14	179
7:45	1	27	2	34	5	30	1	36	6	33	15	160
8:00	6	9	3	16	0	14	5	16	7	18	21	73
8:15	2	5	3	1	2	4	6	9	5	11	18	30
8:30	4	6	5	6	2	11	6	2	3	13	20	38
8:45	2	3	3	5	5	6	8	3	2	2	20	19
9:00	4	6	7	4	6	2	7	0	6	3	30	15
9:15	2	3	9	4	6	6	7	1	9	4	33	18
9:30	8	9	5	7	4	6	7	3	2	1	26	26
9:45	3	4	8	1	4	4	7	3	8	2	30	14
10:00	9	0	7	3	6	2	12	4	13	3	47	12
10:15	8	1	4	2	2	1	4	0	9	2	27	6
10:30	1	4	5	0	8	2	3	1	1	1	18	8
10:45	6	0	9	0	5	0	11	2	15	0	46	2
11:00	4	6	16	2	3	1	6	0	5	2	34	11
11:15	4	0	11	1	15	0	6	0	8	0	44	1
11:30	5	1	13	0	10	2	14	0	5	1	47	4
11:45	19	1	12	2	7	0	4	0	14	2	56	5
Totals	114	950	152	1006	119	990	159	951	147	901	691	4798
Day Total	1064		1158		1109		1110		1048		5489	
AM Pct	10.7%		13.1%		10.7%		14.3%					

Peak Hour
 Peak Volume
 P.H.F

AECOM

7:00-8:00 AM	9	6	20	12	19	13
7:15-8:15 AM	10	8	18	16	24	15
7:30-8:30 AM	11	10	11	13	23	14
7:45-8:45 AM	13	13	9	18	21	15
8:00-9:00 AM	14	14	9	25	17	16

4:00-5:00 PM	220	195	158	165	135	175
4:15-5:15 PM	229	224	186	170	159	194
4:30-5:30 PM	227	245	204	174	185	207
4:45-5:45 PM	213	239	196	171	174	199
5:00-6:00 PM	175	227	199	158	167	185

Client: AECOM
 File Number:
 Route: L-3b
 Location:

Site Ref: L-3b
 Direction: IN

Count Date	5/9/2022		5/10/2022		5/11/2022		5/12/2022		5/13/2022		AM	PM
	AM	PM	AM	PM	AM	PM	AM	PM	AM	PM		
0:00	0	1	0	7	0	3	0	0	0	8	0	19
0:15	0	5	0	3	0	1	0	1	0	4	0	14
0:30	0	0	0	2	0	2	0	2	0	3	0	9
0:45	0	2	0	6	0	1	2	1	0	5	2	15
1:00	0	2	0	5	0	2	0	2	0	9	0	20
1:15	0	3	0	3	0	6	0	5	0	2	0	19
1:30	0	3	0	5	1	3	0	5	0	2	1	18
1:45	0	7	0	1	2	3	0	4	0	6	2	21
2:00	0	0	0	4	0	6	0	3	0	1	0	14
2:15	0	3	0	3	0	8	0	3	0	8	0	25
2:30	0	3	0	3	0	2	0	7	0	3	0	18
2:45	1	3	0	1	0	4	0	1	0	9	1	18
3:00	0	5	0	2	0	5	0	7	1	2	1	21
3:15	0	6	0	1	0	2	0	3	0	1	0	13
3:30	0	3	1	3	1	1	1	2	0	4	3	13
3:45	1	1	2	4	1	0	1	3	2	2	7	10
4:00	1	1	0	0	1	6	1	0	0	5	3	12
4:15	1	0	0	0	2	2	2	0	2	5	7	7
4:30	3	5	6	4	1	8	3	6	2	3	15	26
4:45	6	4	12	4	9	1	8	1	7	7	42	17
5:00	3	9	2	5	3	6	3	4	5	5	16	29
5:15	5	3	8	5	4	4	6	6	6	4	29	22
5:30	2	6	3	2	5	3	6	4	6	6	22	21
5:45	11	4	9	1	6	4	10	0	3	3	39	12
6:00	6	1	9	4	8	2	15	5	6	5	44	17
6:15	31	2	16	4	31	6	16	5	21	6	115	23
6:30	29	2	44	3	47	4	42	3	28	0	190	12
6:45	27	3	11	6	9	3	14	4	10	7	71	23
7:00	3	0	4	3	8	0	5	2	9	4	29	9
7:15	8	1	13	1	6	5	4	3	9	3	40	13
7:30	11	0	5	1	11	3	4	3	4	3	35	10
7:45	4	3	6	0	8	1	4	0	8	5	30	9
8:00	3	1	3	1	3	0	5	0	3	5	17	7
8:15	3	0	3	1	3	1	2	2	8	2	19	6
8:30	1	1	8	1	6	2	5	1	6	2	26	7
8:45	3	2	2	1	5	1	2	0	3	0	15	4
9:00	3	0	2	1	1	0	3	1	1	0	10	2
9:15	1	0	0	0	3	2	4	2	6	3	14	7
9:30	4	0	3	0	2	0	3	0	5	0	17	0
9:45	4	0	1	0	2	0	1	2	3	1	11	3
10:00	1	0	0	0	1	0	5	0	4	0	11	0
10:15	6	0	4	0	3	0	0	0	5	0	18	0
10:30	2	1	4	1	0	0	4	0	7	2	17	4
10:45	3	0	6	0	4	0	4	2	7	0	24	2
11:00	2	0	1	1	5	0	1	0	5	0	14	1
11:15	4	0	4	0	3	0	0	0	4	0	15	0
11:30	1	0	1	0	1	0	5	1	2	0	10	1
11:45	4	0	5	0	5	0	0	0	4	0	18	0
Totals	198	96	198	103	211	113	191	106	202	155	1000	573
Day Total	294		301		324		297		357		1573	
AM Pct	67.3%		65.8%		65.1%		64.3%					

Peak Hour
 Peak Volume
 P.H.F

AECOM

7:00-8:00 AM	26	28	33	17	30	27
7:15-8:15 AM	26	27	28	17	24	24
7:30-8:30 AM	21	17	25	15	23	20
7:45-8:45 AM	11	20	20	16	25	18
8:00-9:00 AM	10	16	17	14	20	15

4:00-5:00 PM	10	8	17	7	20	12
4:15-5:15 PM	18	13	17	11	20	16
4:30-5:30 PM	21	18	19	17	19	19
4:45-5:45 PM	22	16	14	15	22	18
5:00-6:00 PM	22	13	17	14	18	17

Client: AECOM
 File Number:
 Route: L-3b
 Location:

Site Ref: L-3b
 Direction: OUT

Count Date	5/9/2022		5/10/2022		5/11/2022		5/12/2022		5/13/2022		AM	PM
	AM	PM	AM	PM	AM	PM	AM	PM	AM	PM		
0:00	1	3	0	9	0	6	0	2	0	5	1	25
0:15	0	6	0	0	0	2	0	1	0	5	0	14
0:30	0	1	1	3	1	4	0	4	0	8	2	20
0:45	0	4	0	8	0	3	0	3	2	12	2	30
1:00	0	4	0	6	0	2	2	8	0	6	2	26
1:15	0	6	0	1	0	6	1	3	0	3	1	19
1:30	1	13	0	13	1	8	0	5	0	15	2	54
1:45	0	9	0	7	2	2	0	6	0	9	2	33
2:00	0	2	1	7	1	4	1	4	3	9	6	26
2:15	0	3	0	1	2	6	1	6	0	5	3	21
2:30	0	8	0	5	0	12	0	16	0	8	0	49
2:45	0	3	1	6	0	5	0	2	0	11	1	27
3:00	0	9	0	3	0	7	0	8	0	6	0	33
3:15	1	8	0	6	0	13	0	14	0	9	1	50
3:30	0	10	0	10	0	7	0	5	1	7	1	39
3:45	0	8	0	4	0	8	0	4	1	3	1	27
4:00	0	10	0	4	0	7	1	8	0	11	1	40
4:15	0	6	0	5	0	9	2	6	0	6	2	32
4:30	0	11	1	15	0	11	2	12	0	2	3	51
4:45	0	4	1	8	0	7	0	7	0	14	1	40
5:00	0	6	3	9	0	7	0	5	0	5	3	32
5:15	0	8	0	7	0	5	0	14	0	7	0	41
5:30	1	10	2	8	0	8	4	5	2	10	9	41
5:45	1	4	0	3	1	5	1	2	0	11	3	25
6:00	1	7	0	6	1	13	2	12	1	6	5	44
6:15	2	14	0	5	0	3	1	2	4	2	7	26
6:30	1	0	1	5	2	9	4	5	0	0	8	19
6:45	0	4	2	3	2	3	2	3	2	10	8	23
7:00	5	0	2	6	3	2	0	6	4	6	14	20
7:15	6	6	7	5	7	5	1	5	5	8	26	29
7:30	15	21	10	25	12	26	7	25	4	20	48	117
7:45	2	19	6	9	10	19	5	4	1	17	24	68
8:00	5	8	5	9	9	2	6	9	1	5	26	33
8:15	4	2	4	4	4	2	3	1	2	4	17	13
8:30	3	0	5	0	8	2	4	2	5	4	25	8
8:45	6	1	6	1	7	0	1	2	0	0	20	4
9:00	3	4	3	2	6	1	2	1	3	4	17	12
9:15	2	0	0	4	4	2	3	3	6	0	15	9
9:30	4	3	6	6	6	1	4	1	3	1	23	12
9:45	6	0	3	0	6	1	3	1	4	3	22	5
10:00	4	3	0	4	0	3	6	2	7	1	17	13
10:15	3	0	2	2	4	0	0	0	4	5	13	7
10:30	1	1	7	0	3	1	5	3	7	2	23	7
10:45	4	1	4	2	5	3	4	4	7	1	24	11
11:00	4	1	2	3	5	2	2	2	3	3	16	11
11:15	2	1	8	0	1	1	1	0	3	1	15	3
11:30	3	1	0	1	2	2	4	1	4	2	13	7
11:45	4	4	3	0	4	1	3	0	5	0	19	5
Totals	95	257	96	250	119	258	88	244	94	292	492	1301
Day Total	352		346		377		332		386		1793	
AM Pct	27.0%		27.7%		31.6%		26.5%					

Peak Hour
 Peak Volume
 P.H.F

AECOM

7:00-8:00 AM	28	25	32	13	14	22
7:15-8:15 AM	28	28	38	19	11	25
7:30-8:30 AM	26	25	35	21	8	23
7:45-8:45 AM	14	20	31	18	9	18
8:00-9:00 AM	18	20	28	14	8	18

4:00-5:00 PM	31	32	34	33	33	33
4:15-5:15 PM	27	37	34	30	27	31
4:30-5:30 PM	29	39	30	38	28	33
4:45-5:45 PM	28	32	27	31	36	31
5:00-6:00 PM	28	27	25	26	33	28

Client: AECOM
 File Number:
 Route: L-9a
 Location:

Site Ref: L-9a
 Direction: IN

Count Date	5/9/2022		5/10/2022		5/11/2022		5/12/2022		5/13/2022			
	AM	PM	AM	PM	AM	PM	AM	PM	AM	PM	AM	PM
0:00	0	1	0	1	0	1	0	0	0	0	0	3
0:15	0	0	0	0	0	0	0	0	0	0	0	0
0:30	0	0	0	0	0	0	0	1	0	0	0	1
0:45	0	0	0	0	0	0	0	0	0	0	0	0
1:00	0	3	0	2	0	0	0	0	0	0	0	5
1:15	0	0	0	0	0	0	0	0	0	0	0	0
1:30	0	0	0	0	0	0	0	0	0	0	0	0
1:45	0	0	0	0	0	1	0	1	0	1	0	3
2:00	0	1	0	3	0	2	0	0	0	0	0	6
2:15	0	0	0	1	0	1	0	0	0	0	0	2
2:30	0	0	0	0	0	0	0	0	0	0	0	0
2:45	0	0	0	0	1	0	0	0	0	0	1	0
3:00	1	1	0	2	0	2	0	1	0	2	1	8
3:15	0	1	0	1	0	0	0	0	0	0	0	2
3:30	0	1	0	0	0	0	0	0	0	0	0	1
3:45	0	1	0	2	2	0	0	0	1	1	3	4
4:00	3	0	2	1	0	0	2	0	1	1	8	2
4:15	0	0	0	0	0	0	0	1	1	0	1	1
4:30	0	0	0	1	0	0	0	0	0	0	0	1
4:45	2	0	0	0	1	0	1	0	2	0	6	0
5:00	0	0	0	0	0	0	0	0	0	0	0	0
5:15	0	0	0	0	0	0	0	0	1	0	1	0
5:30	0	0	0	0	0	0	1	0	0	0	1	0
5:45	0	0	0	0	0	0	0	0	0	0	0	0
6:00	1	0	0	0	1	0	1	0	0	0	3	0
6:15	1	0	1	0	0	0	1	0	1	0	4	0
6:30	0	0	1	0	1	0	1	0	0	0	3	0
6:45	0	0	0	0	1	0	0	0	0	0	1	0
7:00	1	0	1	0	1	1	0	0	0	0	3	1
7:15	0	0	0	0	3	0	0	1	0	1	3	2
7:30	0	0	0	0	0	2	0	0	0	0	0	2
7:45	0	0	1	0	0	0	0	0	0	0	1	0
8:00	0	0	0	1	2	0	1	0	0	0	3	1
8:15	0	0	1	1	1	1	0	0	1	0	3	2
8:30	2	3	1	2	0	2	1	3	0	3	4	13
8:45	2	1	1	1	0	0	1	1	0	0	4	3
9:00	3	2	0	1	0	2	0	1	1	2	4	8
9:15	0	1	0	0	0	0	1	1	1	0	2	2
9:30	0	2	1	3	1	2	0	1	0	0	2	8
9:45	2	2	0	3	3	1	0	1	1	2	6	9
10:00	2	1	2	1	0	0	0	0	1	0	5	2
10:15	1	0	0	0	2	0	2	0	2	0	7	0
10:30	3	0	3	0	2	0	1	0	2	0	11	0
10:45	1	0	1	0	1	0	3	0	2	0	8	0
11:00	1	0	0	0	0	0	0	0	2	0	3	0
11:15	0	0	0	0	0	0	1	0	1	0	2	0
11:30	0	0	0	0	0	0	0	0	1	0	1	0
11:45	0	0	0	1	0	1	0	1	1	0	1	3
Totals	26	21	16	28	23	19	18	14	23	13	106	95
Day Total	47		44		42		32		36		201	
AM Pct	55.3%		36.4%		54.8%		56.3%					

Peak Hour
 Peak Volume
 P.H.F

AECOM

7:00-8:00 AM	1	2	4	0	0	1
7:15-8:15 AM	0	1	5	1	0	1
7:30-8:30 AM	0	2	3	1	1	1
7:45-8:45 AM	2	3	3	2	1	2
8:00-9:00 AM	4	3	3	3	1	3

4:00-5:00 PM	0	2	0	1	1	1
4:15-5:15 PM	0	1	0	1	0	0
4:30-5:30 PM	0	1	0	0	0	0
4:45-5:45 PM	0	0	0	0	0	0
5:00-6:00 PM	0	0	0	0	0	0

Client: AECOM
 File Number:
 Route: L-9a
 Location:

Site Ref: L-9a
 Direction: OUT

Count Date	5/9/2022		5/10/2022		5/11/2022		5/12/2022		5/13/2022			
	AM	PM	AM	PM	AM	PM	AM	PM	AM	PM	AM	PM
0:00	0	1	0	0	0	0	0	0	0	1	0	2
0:15	0	0	0	1	0	0	0	0	0	0	0	1
0:30	0	0	0	0	0	0	0	0	0	0	0	0
0:45	0	1	0	0	0	1	1	0	0	0	1	2
1:00	0	1	0	1	1	0	0	1	0	0	1	3
1:15	0	1	0	0	0	0	0	0	1	0	1	1
1:30	0	2	0	1	0	1	0	2	0	0	0	6
1:45	0	3	0	2	0	2	0	2	0	3	0	12
2:00	0	4	0	3	0	2	0	1	0	2	0	12
2:15	0	3	0	1	0	2	0	2	0	1	0	9
2:30	0	0	0	1	0	1	0	0	0	0	0	2
2:45	0	0	0	2	0	0	0	0	0	0	0	2
3:00	0	0	0	0	0	1	0	0	0	0	0	1
3:15	0	0	0	1	0	0	0	0	0	0	0	1
3:30	0	0	0	0	0	0	0	1	0	0	0	1
3:45	0	0	0	0	1	0	0	0	0	0	1	0
4:00	0	1	0	1	0	0	0	0	0	1	0	3
4:15	2	1	0	0	0	0	0	1	0	0	2	2
4:30	0	1	1	1	1	1	1	0	1	2	4	5
4:45	1	0	0	1	0	1	0	0	0	0	1	2
5:00	0	1	1	0	1	0	0	0	2	0	4	1
5:15	0	0	0	0	0	0	2	1	1	0	3	1
5:30	0	0	0	2	0	1	0	0	0	2	0	5
5:45	3	2	0	0	3	0	3	0	2	0	11	2
6:00	4	0	3	0	2	0	1	0	2	0	12	0
6:15	0	1	0	1	0	1	1	1	0	1	1	5
6:30	1	0	0	0	0	0	0	0	1	0	2	0
6:45	0	0	1	0	1	0	2	0	0	0	4	0
7:00	0	0	1	0	1	1	0	0	0	0	2	1
7:15	0	0	0	2	0	0	0	0	0	0	0	2
7:30	0	1	0	0	2	1	0	0	0	0	2	2
7:45	0	0	0	0	0	1	0	0	0	0	0	1
8:00	0	0	0	0	0	1	0	0	0	0	0	1
8:15	1	0	0	1	0	0	1	0	1	0	3	1
8:30	1	0	1	0	2	0	0	0	0	0	4	0
8:45	1	0	3	0	1	0	3	0	2	0	10	0
9:00	3	0	1	0	0	0	1	1	0	0	5	1
9:15	2	1	1	0	0	1	0	0	1	0	4	2
9:30	0	0	0	1	0	0	0	0	0	1	0	2
9:45	1	1	1	1	2	2	0	1	0	0	4	5
10:00	0	0	0	1	1	0	0	0	0	0	1	1
10:15	2	0	0	1	0	0	1	0	0	0	3	1
10:30	2	1	2	0	2	0	1	0	2	0	9	1
10:45	1	0	2	0	0	1	2	1	2	1	7	3
11:00	0	1	0	0	0	0	0	0	2	0	2	1
11:15	0	0	0	2	0	0	2	0	1	0	3	2
11:30	0	0	0	0	2	0	0	0	2	0	4	0
11:45	0	0	0	0	0	0	0	0	0	0	0	0
Totals	25	28	18	28	23	22	22	15	23	15	111	108
Day Total	53		46		45		37		38		219	
AM Pct	47.2%		39.1%		51.1%		59.5%					

Peak Hour
 Peak Volume
 P.H.F

AECOM

7:00-8:00 AM	0	1	3	0	0	1
7:15-8:15 AM	0	0	2	0	0	0
7:30-8:30 AM	1	0	2	1	1	1
7:45-8:45 AM	2	1	2	1	1	1
8:00-9:00 AM	3	4	3	4	3	3

4:00-5:00 PM	3	3	2	1	3	2
4:15-5:15 PM	3	2	2	1	2	2
4:30-5:30 PM	2	2	2	1	2	2
4:45-5:45 PM	1	3	2	1	2	2
5:00-6:00 PM	3	2	1	1	2	2

Client: AECOM
 File Number:
 Route: PS-1a
 Location:

Site Ref: PS-1a
 Direction: IN

Count Date	5/9/2022		5/10/2022		5/11/2022		5/12/2022		5/13/2022		AM	PM
	AM	PM	AM	PM	AM	PM	AM	PM	AM	PM		
0:00	1	7	2	11	1	10	3	7	5	5	12	40
0:15	1	9	3	3	1	5	0	4	0	6	5	27
0:30	2	7	5	11	2	5	4	4	3	7	16	34
0:45	1	7	2	6	0	4	2	12	1	7	6	36
1:00	0	12	11	9	13	10	10	8	8	1	42	40
1:15	0	6	3	9	2	11	3	8	1	12	9	46
1:30	1	7	1	13	4	7	1	12	0	7	7	46
1:45	0	6	1	7	1	4	0	10	5	8	7	35
2:00	1	13	2	8	3	3	2	6	1	6	9	36
2:15	0	10	2	3	1	5	1	6	2	8	6	32
2:30	0	3	1	7	2	8	2	8	1	12	6	38
2:45	0	8	1	8	4	6	2	16	2	9	9	47
3:00	0	10	0	13	1	16	1	15	0	17	2	71
3:15	0	17	0	12	0	11	0	24	0	10	0	74
3:30	0	24	0	30	0	28	2	27	1	25	3	134
3:45	0	11	3	12	0	17	0	17	0	12	3	69
4:00	0	14	0	16	2	6	1	16	0	18	3	70
4:15	2	18	0	14	1	18	0	10	1	16	4	76
4:30	3	11	6	16	10	23	7	7	3	13	29	70
4:45	2	20	5	14	2	17	1	17	3	25	13	93
5:00	0	15	2	21	0	25	2	20	2	17	6	98
5:15	0	32	0	19	4	24	2	22	0	18	6	115
5:30	2	27	1	28	0	26	1	23	2	18	6	122
5:45	2	13	2	27	4	19	2	14	1	20	11	93
6:00	1	17	3	19	2	16	2	14	2	14	10	80
6:15	4	10	0	14	3	15	4	14	2	14	13	67
6:30	3	12	3	9	5	15	6	10	6	9	23	55
6:45	10	10	2	23	3	18	8	17	10	6	33	74
7:00	18	9	24	11	20	16	18	10	18	9	98	55
7:15	7	10	16	10	33	11	21	5	18	9	95	45
7:30	21	17	18	16	13	11	14	9	14	9	80	62
7:45	14	9	6	5	12	7	5	18	9	14	46	53
8:00	3	3	0	13	2	9	5	15	4	11	14	51
8:15	2	9	1	9	6	6	6	9	7	4	22	37
8:30	2	1	4	10	1	6	8	7	3	1	18	25
8:45	3	3	0	3	2	4	4	2	1	7	10	19
9:00	0	3	0	0	3	5	2	5	2	2	7	15
9:15	1	5	0	3	1	2	2	2	4	2	8	14
9:30	3	3	4	3	3	5	1	4	0	6	11	21
9:45	2	4	4	2	0	3	4	4	2	3	12	16
10:00	1	7	3	6	0	12	3	3	3	4	10	32
10:15	2	1	1	2	2	1	1	6	2	2	8	12
10:30	7	5	9	6	10	5	2	8	4	0	32	24
10:45	2	1	7	2	2	2	2	2	4	2	17	9
11:00	5	8	2	10	9	14	8	8	8	8	32	48
11:15	2	6	6	7	6	8	5	8	4	6	23	35
11:30	5	7	3	7	5	9	5	14	6	10	24	47
11:45	4	3	1	1	7	1	9	2	8	6	29	13
Totals	140	470	170	508	208	509	194	509	183	455	895	2451
Day Total	610		678		717		703		638		3346	
AM Pct	23.0%		25.1%		29.0%		27.6%					

Peak Hour
 Peak Volume
 P.H.F

AECOM

7:00-8:00 AM	60	64	78	58	59	64
7:15-8:15 AM	45	40	60	45	45	47
7:30-8:30 AM	40	25	33	30	34	32
7:45-8:45 AM	21	11	21	24	23	20
8:00-9:00 AM	10	5	11	23	15	13

4:00-5:00 PM	63	60	64	50	72	62
4:15-5:15 PM	64	65	83	54	71	67
4:30-5:30 PM	78	70	89	66	73	75
4:45-5:45 PM	94	82	92	82	78	86
5:00-6:00 PM	87	95	94	79	73	86

Client: AECOM
 File Number:
 Route: PS-1a
 Location:

Site Ref: PS-1a
 Direction: OUT

Count Date	5/9/2022		5/10/2022		5/11/2022		5/12/2022		5/13/2022		AM	PM
	AM	PM	AM	PM	AM	PM	AM	PM	AM	PM		
0:00	0	12	2	14	1	8	4	6	6	8	13	48
0:15	0	11	0	9	0	3	0	16	0	4	0	43
0:30	0	9	3	7	0	9	0	11	0	8	3	44
0:45	0	8	0	10	3	15	0	17	2	12	5	62
1:00	0	5	0	5	0	11	0	12	0	6	0	39
1:15	0	10	0	10	0	12	0	16	0	2	0	50
1:30	0	9	0	11	0	16	0	9	0	12	0	57
1:45	0	10	0	5	0	20	0	5	2	17	2	57
2:00	0	14	1	8	0	23	0	13	0	18	1	76
2:15	0	14	0	13	5	4	0	14	5	13	10	58
2:30	1	14	1	10	2	18	3	1	1	16	8	59
2:45	0	4	0	9	3	11	3	11	0	20	6	55
3:00	0	3	0	5	0	4	0	4	0	4	0	20
3:15	1	8	5	5	1	6	0	9	0	11	7	39
3:30	3	6	2	16	1	13	3	5	1	0	10	40
3:45	0	5	1	8	3	9	2	6	0	17	6	45
4:00	0	21	1	12	1	19	4	16	4	14	10	82
4:15	2	16	7	21	6	18	4	17	9	5	28	77
4:30	6	4	4	10	7	11	8	13	7	10	32	48
4:45	9	6	8	2	11	9	7	8	4	0	39	25
5:00	12	4	8	5	8	9	8	6	11	12	47	36
5:15	9	6	6	8	14	1	4	12	11	8	44	35
5:30	7	8	16	1	14	3	16	8	6	1	59	21
5:45	17	10	14	6	18	7	21	4	20	4	90	31
6:00	23	12	27	24	23	9	24	11	20	8	117	64
6:15	27	15	33	22	27	21	25	15	24	12	136	85
6:30	23	6	37	6	22	9	35	14	40	5	157	40
6:45	25	2	25	4	34	7	25	1	23	9	132	23
7:00	10	5	19	5	26	4	14	3	13	7	82	24
7:15	8	7	13	14	15	7	13	2	7	1	56	31
7:30	19	2	14	1	16	4	25	6	9	1	83	14
7:45	18	2	15	0	16	1	11	4	7	1	67	8
8:00	15	2	14	0	15	6	24	1	9	3	77	12
8:15	19	4	12	7	11	2	18	6	15	1	75	20
8:30	16	4	32	0	24	3	11	8	23	2	106	17
8:45	24	6	30	7	12	4	13	5	11	2	90	24
9:00	14	4	16	7	21	4	8	4	14	2	73	21
9:15	13	2	14	0	12	0	21	1	9	1	69	4
9:30	15	3	18	3	8	0	11	3	23	4	75	13
9:45	14	7	10	15	7	8	9	13	8	10	48	53
10:00	8	11	9	13	19	13	5	8	6	3	47	48
10:15	15	14	7	12	11	12	8	11	3	7	44	56
10:30	4	4	14	5	11	8	18	8	12	5	59	30
10:45	6	3	10	1	4	0	13	1	9	0	42	5
11:00	9	0	13	5	14	1	15	4	10	0	61	10
11:15	8	1	9	0	11	2	10	0	6	0	44	3
11:30	7	0	3	1	5	0	8	1	10	1	33	3
11:45	6	0	10	0	17	0	10	0	7	1	50	1
Totals	413	333	483	362	479	384	461	369	407	308	2243	1756
Day Total	746		845		863		830		715		3999	
AM Pct	55.4%		57.2%		55.5%		55.5%					

Peak Hour
 Peak Volume
 P.H.F

AECOM

7:00-8:00 AM	55	61	73	63	36	58
7:15-8:15 AM	60	56	62	73	32	57
7:30-8:30 AM	71	55	58	78	40	60
7:45-8:45 AM	68	73	66	64	54	65
8:00-9:00 AM	74	88	62	66	58	70

4:00-5:00 PM	47	45	57	54	29	46
4:15-5:15 PM	30	38	47	44	27	37
4:30-5:30 PM	20	25	30	39	30	29
4:45-5:45 PM	24	16	22	34	21	23
5:00-6:00 PM	28	20	20	30	25	25

Client: AECOM
 File Number:
 Route: PS-1b
 Location:

Site Ref: PS-1b
 Direction: IN

Count Date	5/9/2022		5/10/2022		5/11/2022		5/12/2022		5/13/2022		AM	PM
	AM	PM	AM	PM	AM	PM	AM	PM	AM	PM		
0:00	1	11	0	5	0	9	0	4	1	6	2	35
0:15	0	4	1	2	1	6	0	4	2	10	4	26
0:30	0	4	0	9	0	7	1	9	0	3	1	32
0:45	1	10	2	10	1	4	0	4	1	4	5	32
1:00	0	2	0	9	0	7	0	4	0	14	0	36
1:15	0	12	0	4	0	12	0	8	0	13	0	49
1:30	1	10	0	8	0	11	0	10	0	7	1	46
1:45	0	4	0	11	0	5	0	8	1	11	1	39
2:00	0	5	0	6	0	7	1	4	1	7	2	29
2:15	0	6	0	14	0	14	0	8	0	11	0	53
2:30	2	8	0	16	0	4	0	10	0	10	2	48
2:45	0	8	1	8	1	3	1	8	0	8	3	35
3:00	1	4	0	1	0	3	0	4	0	5	1	17
3:15	0	5	0	9	0	5	0	7	1	9	1	35
3:30	1	3	0	7	0	6	0	8	0	4	1	28
3:45	1	7	2	5	0	5	0	9	0	8	3	34
4:00	0	5	3	5	2	8	1	11	3	0	9	29
4:15	2	6	0	5	1	4	1	2	1	3	5	20
4:30	1	4	2	7	4	8	0	6	0	5	7	30
4:45	4	4	5	3	2	8	3	2	1	6	15	23
5:00	3	3	2	4	4	3	3	5	0	4	12	19
5:15	3	10	4	3	3	5	4	5	3	6	17	29
5:30	3	5	6	9	6	3	5	4	4	3	24	24
5:45	6	2	14	4	14	6	15	8	10	9	59	29
6:00	17	8	10	1	14	12	17	10	11	6	69	37
6:15	17	17	26	16	18	11	21	23	28	19	110	86
6:30	22	15	25	9	32	14	26	15	27	12	132	65
6:45	19	4	15	7	21	4	21	2	18	8	94	25
7:00	11	4	12	2	8	4	20	3	9	1	60	14
7:15	20	2	12	3	14	4	13	3	14	2	73	14
7:30	17	2	19	0	12	4	18	3	10	4	76	13
7:45	10	2	13	4	28	3	16	4	17	1	84	14
8:00	12	3	8	2	9	1	12	5	11	5	52	16
8:15	9	1	17	6	8	3	11	3	15	0	60	13
8:30	11	0	9	2	14	1	12	0	16	2	62	5
8:45	10	1	12	2	13	1	9	0	13	2	57	6
9:00	11	2	7	1	7	0	15	1	7	0	47	4
9:15	15	4	10	3	7	2	11	1	5	2	48	12
9:30	19	1	11	2	12	0	11	3	15	1	68	7
9:45	18	2	9	1	8	2	11	2	6	2	52	9
10:00	10	2	8	2	9	1	5	3	8	3	40	11
10:15	4	5	5	1	6	5	7	1	7	1	29	13
10:30	8	3	6	4	12	2	10	5	2	5	38	19
10:45	4	0	5	1	8	0	5	3	10	0	32	4
11:00	10	1	13	2	3	0	15	1	5	0	46	4
11:15	6	0	9	0	7	0	10	2	4	2	36	4
11:30	5	0	12	0	4	1	8	1	4	2	33	4
11:45	3	0	9	0	8	2	8	1	6	0	34	3
Totals	318	221	324	235	321	230	347	247	297	246	1607	1179
Day Total	539		559		551		594		543		2786	
AM Pct	59.0%		58.0%		58.3%		58.4%					

Peak Hour
 Peak Volume
 P.H.F

AECOM

7:00-8:00 AM	58	56	62	67	50	59
7:15-8:15 AM	59	52	63	59	52	57
7:30-8:30 AM	48	57	57	57	53	54
7:45-8:45 AM	42	47	59	51	59	52
8:00-9:00 AM	42	46	44	44	55	46

4:00-5:00 PM	19	20	28	21	14	20
4:15-5:15 PM	17	19	23	15	18	18
4:30-5:30 PM	21	17	24	18	21	20
4:45-5:45 PM	22	19	19	16	19	19
5:00-6:00 PM	20	20	17	22	22	20

Client: AECOM
 File Number:
 Route: PS-1b
 Location:

Site Ref: PS-1b
 Direction: OUT

Count Date	5/9/2022		5/10/2022		5/11/2022		5/12/2022		5/13/2022		AM	PM
	AM	PM	AM	PM	AM	PM	AM	PM	AM	PM		
0:00	3	8	3	5	5	9	0	6	7	5	18	33
0:15	2	7	0	1	1	8	3	9	2	7	8	32
0:30	0	3	1	6	3	3	2	8	1	3	7	23
0:45	2	6	0	3	0	11	1	9	3	8	6	37
1:00	0	5	2	10	1	5	0	12	1	6	4	38
1:15	0	4	1	9	2	10	0	14	0	10	3	47
1:30	0	6	0	10	0	6	3	9	1	6	4	37
1:45	1	9	1	8	0	3	0	9	0	7	2	36
2:00	0	8	1	3	0	3	1	6	1	7	3	27
2:15	0	4	1	5	0	8	1	8	4	5	6	30
2:30	1	12	0	18	0	22	1	10	0	13	2	75
2:45	0	13	0	8	1	10	0	10	0	11	1	52
3:00	0	15	0	14	0	13	0	11	0	11	0	64
3:15	0	8	1	13	0	13	0	9	0	17	1	60
3:30	0	11	0	12	0	14	0	15	0	17	0	69
3:45	0	10	0	17	0	20	0	18	0	14	0	79
4:00	0	15	0	12	1	14	0	10	0	10	1	61
4:15	0	7	0	21	1	11	4	13	4	15	9	67
4:30	2	12	1	14	1	18	0	24	1	14	5	82
4:45	0	13	3	16	2	19	0	18	1	11	6	77
5:00	2	10	0	18	1	14	1	19	0	15	4	76
5:15	2	19	0	8	2	19	1	17	0	12	5	75
5:30	2	21	3	23	2	11	2	16	0	11	9	82
5:45	0	9	0	17	2	21	3	15	0	15	5	77
6:00	3	17	4	22	6	26	3	14	2	12	18	91
6:15	1	11	3	10	2	14	4	17	3	12	13	64
6:30	0	15	0	11	1	6	1	9	0	16	2	57
6:45	1	10	2	12	4	16	0	5	4	9	11	52
7:00	6	14	6	13	6	6	6	17	5	10	29	60
7:15	12	8	14	10	10	8	18	10	16	10	70	46
7:30	10	7	18	5	10	13	13	11	18	10	69	46
7:45	3	3	4	7	13	10	7	12	3	8	30	40
8:00	4	5	0	5	2	6	2	14	4	2	12	32
8:15	1	5	4	4	3	7	5	5	2	11	15	32
8:30	1	5	3	6	3	2	5	6	2	3	14	22
8:45	3	3	2	6	1	3	0	10	5	4	11	26
9:00	3	8	1	3	0	4	1	1	6	3	11	19
9:15	1	9	4	6	2	0	8	1	1	5	16	21
9:30	5	1	1	8	2	6	3	7	2	5	13	27
9:45	0	1	2	1	4	2	4	0	3	7	13	11
10:00	2	5	4	2	2	5	0	2	4	1	12	15
10:15	3	2	0	4	7	1	3	3	2	3	15	13
10:30	4	1	6	1	4	1	10	2	3	4	27	9
10:45	3	2	8	1	1	4	3	4	11	0	26	11
11:00	2	5	6	2	5	2	13	1	3	3	29	13
11:15	6	5	8	2	4	2	3	2	3	1	24	12
11:30	8	7	8	6	5	10	4	8	4	3	29	34
11:45	5	3	6	1	9	2	3	2	5	5	28	13
Totals	104	387	132	419	131	441	142	458	137	397	646	2102
Day Total	491		551		572		600		534		2748	
AM Pct	21.2%		24.0%		22.9%		23.7%					

Peak Hour
 Peak Volume
 P.H.F

AECOM

7:00-8:00 AM	31	42	39	44	42	40
7:15-8:15 AM	29	36	35	40	41	36
7:30-8:30 AM	18	26	28	27	27	25
7:45-8:45 AM	9	11	21	19	11	14
8:00-9:00 AM	9	9	9	12	13	10

4:00-5:00 PM	47	63	62	65	50	57
4:15-5:15 PM	42	69	62	74	55	60
4:30-5:30 PM	54	56	70	78	52	62
4:45-5:45 PM	63	65	63	70	49	62
5:00-6:00 PM	59	66	65	67	53	62

Client: AECOM
 File Number:
 Route: PS-5a
 Location:

Site Ref: PS-5a
 Direction: IN

Count Date	5/9/2022		5/10/2022		5/11/2022		5/12/2022		5/13/2022		AM	PM	
	AM	PM	AM	PM	AM	PM	AM	PM	AM	PM			
0:00	0	4	0	4	0	3	0	8	0	4	0	23	
0:15	0	4	0	5	0	4	0	3	1	2	1	18	
0:30	0	6	0	3	0	4	0	4	0	3	0	20	
0:45	0	7	0	5	0	5	0	4	0	4	0	25	
1:00	0	2	0	2	1	3	0	8	0	2	1	17	
1:15	0	3	0	5	0	1	0	0	0	2	0	11	
1:30	0	3	0	1	0	2	0	2	0	3	0	11	
1:45	0	0	0	2	0	2	0	1	0	4	0	9	
2:00	0	4	0	1	1	1	0	3	0	2	1	11	
2:15	0	1	1	0	0	1	0	0	0	0	1	2	
2:30	0	2	1	2	0	2	0	4	0	4	1	14	
2:45	0	1	0	1	1	3	1	1	0	2	2	8	
3:00	0	1	0	4	1	2	0	2	0	2	1	11	
3:15	1	3	1	0	1	0	0	0	0	2	3	5	
3:30	3	1	2	3	3	3	3	3	4	0	15	10	
3:45	1	4	1	0	0	0	0	3	0	1	2	8	
4:00	0	3	1	2	1	1	1	2	0	0	3	8	
4:15	2	1	2	1	1	2	4	1	0	0	9	5	
4:30	2	2	6	4	5	3	7	2	7	1	27	12	
4:45	1	1	4	2	5	1	1	1	2	2	13	7	
5:00	2	0	1	5	3	0	2	3	2	2	10	10	
5:15	5	0	5	0	3	1	7	1	2	4	22	6	
5:30	11	0	15	0	17	0	9	1	6	1	58	2	
5:45	18	2	23	0	24	0	19	1	14	0	98	3	
6:00	50	1	50	0	48	2	52	2	42	3	242	8	
6:15	60	1	70	1	84	1	67	0	63	1	344	4	
6:30	54	2	58	3	62	0	53	0	40	0	267	5	
6:45	36	1	34	1	26	2	31	1	29	0	156	5	
7:00	38	1	46	1	33	0	40	1	36	0	193	3	
7:15	49	0	56	1	46	1	42	0	36	1	229	3	
7:30	45	3	40	1	38	1	35	0	39	1	197	6	
7:45	36	0	48	0	40	0	40	1	32	2	196	3	
8:00	43	0	29	1	37	1	39	1	36	3	184	6	
8:15	32	1	45	0	42	1	29	2	28	0	176	4	
8:30	43	0	44	0	38	0	47	0	38	0	210	0	
8:45	33	2	34	1	42	2	38	0	29	0	176	5	
9:00	37	1	36	2	44	0	29	0	21	0	167	3	
9:15	31	1	35	0	25	0	21	0	32	1	144	2	
9:30	28	0	21	0	30	1	28	1	19	0	126	2	
9:45	27	0	24	0	20	0	27	0	26	1	124	1	
10:00	14	0	33	0	28	0	18	0	21	1	114	1	
10:15	18	1	13	0	14	0	14	0	12	0	71	1	
10:30	9	0	8	0	12	0	12	0	10	0	51	0	
10:45	8	0	7	0	12	0	11	0	9	0	47	0	
11:00	12	0	4	0	6	0	3	0	5	0	30	0	
11:15	7	0	7	0	6	1	8	0	5	0	33	1	
11:30	2	1	8	0	2	0	3	1	3	0	18	2	
11:45	3	0	5	0	3	0	9	0	2	0	22	0	
Totals	761	71	818	64	805	57	750	68	651	61	3785	321	
Day Total	832		882		862		818		712		4106		
AM Pct	91.5%		92.7%		93.4%		91.7%						

Peak Hour
 Peak Volume
 P.H.F

AECOM

7:00-8:00 AM	168	190	157	157	143	163
7:15-8:15 AM	173	173	161	156	143	161
7:30-8:30 AM	156	162	157	143	135	151
7:45-8:45 AM	154	166	157	155	134	153
8:00-9:00 AM	151	152	159	153	131	149

4:00-5:00 PM	7	9	7	6	3	6
4:15-5:15 PM	4	12	6	7	5	7
4:30-5:30 PM	3	11	5	7	9	7
4:45-5:45 PM	1	7	2	6	9	5
5:00-6:00 PM	2	5	1	6	7	4

Client: AECOM
 File Number:
 Route: PS-5a
 Location:

Site Ref: PS-5a
 Direction: OUT

Count Date	5/9/2022		5/10/2022		5/11/2022		5/12/2022		5/13/2022		AM	PM
	AM	PM	AM	PM	AM	PM	AM	PM	AM	PM		
0:00	2	1	7	6	0	6	1	6	2	8	12	27
0:15	0	8	1	4	0	5	0	7	0	5	1	29
0:30	0	11	0	10	0	9	2	8	0	5	2	43
0:45	0	6	0	4	1	7	2	5	1	6	4	28
1:00	0	4	0	6	0	5	0	2	1	6	1	23
1:15	0	7	0	5	0	6	1	4	0	4	1	26
1:30	0	5	0	7	1	9	1	5	0	5	2	31
1:45	0	4	0	10	1	6	0	7	0	8	1	35
2:00	0	8	0	5	1	10	0	5	0	6	1	34
2:15	0	12	0	7	0	15	0	8	0	4	0	46
2:30	0	9	0	8	0	10	0	12	0	10	0	49
2:45	0	7	1	18	0	11	0	10	0	12	1	58
3:00	0	15	0	17	0	20	0	23	0	13	0	88
3:15	0	17	0	27	0	20	0	27	0	15	0	106
3:30	0	29	1	20	0	33	0	32	0	27	1	141
3:45	0	25	0	24	0	18	0	33	0	26	0	126
4:00	0	31	0	38	0	29	0	25	0	26	0	149
4:15	0	34	0	26	0	37	0	27	0	40	0	164
4:30	0	42	0	40	0	42	0	32	0	27	0	183
4:45	0	37	1	35	0	44	0	42	0	25	1	183
5:00	0	53	0	44	0	48	0	39	0	38	0	222
5:15	0	51	0	61	0	48	0	50	0	36	0	246
5:30	0	46	0	43	0	52	0	43	1	35	1	219
5:45	0	40	1	44	1	35	1	31	0	31	3	181
6:00	0	23	0	32	0	28	0	33	2	27	2	143
6:15	0	26	1	26	1	21	0	36	0	24	2	133
6:30	1	29	3	28	0	23	0	29	2	26	6	135
6:45	0	27	3	18	2	24	1	23	0	15	6	107
7:00	1	25	4	28	2	14	1	22	1	17	9	106
7:15	1	25	2	25	1	29	0	20	3	20	7	119
7:30	2	21	0	46	3	41	3	36	1	38	9	182
7:45	0	17	1	14	1	23	1	23	1	22	4	99
8:00	0	9	2	13	1	14	1	18	0	14	4	68
8:15	1	11	0	4	0	5	3	11	0	4	4	35
8:30	1	4	0	8	1	8	2	13	0	8	4	41
8:45	2	5	1	7	1	3	3	3	2	6	9	24
9:00	1	4	4	5	0	1	1	1	0	3	6	14
9:15	0	5	2	0	2	3	1	3	1	3	6	14
9:30	2	2	3	3	3	5	0	2	0	4	8	16
9:45	2	3	2	7	0	6	1	3	3	0	8	19
10:00	2	1	5	3	3	2	4	3	1	2	15	11
10:15	0	2	5	3	2	0	2	2	6	4	15	11
10:30	3	2	5	1	3	3	0	0	2	3	13	9
10:45	3	2	1	1	3	2	1	2	0	0	8	7
11:00	2	2	3	0	2	3	4	3	6	1	17	9
11:15	3	2	8	1	0	0	1	0	4	3	16	6
11:30	2	0	3	2	6	3	3	3	0	0	14	8
11:45	2	0	7	0	3	1	5	0	1	1	18	2
Totals	33	749	77	784	45	787	46	772	41	663	242	3755
Day Total	782		861		832		818		704		3997	
AM Pct	4.2%		8.9%		5.4%		5.6%					

Peak Hour
 Peak Volume
 P.H.F

AECOM

7:00-8:00 AM	4	7	7	5	6	6
7:15-8:15 AM	3	5	6	5	5	5
7:30-8:30 AM	3	3	5	8	2	4
7:45-8:45 AM	2	3	3	7	1	3
8:00-9:00 AM	4	3	3	9	2	4

4:00-5:00 PM	144	139	152	126	118	136
4:15-5:15 PM	166	145	171	140	130	150
4:30-5:30 PM	183	180	182	163	126	167
4:45-5:45 PM	187	183	192	174	134	174
5:00-6:00 PM	190	192	183	163	140	174

Client: AECOM
 File Number:
 Route: PS-5b
 Location:

Site Ref: PS-5b
 Direction: IN

Count Date	5/9/2022		5/10/2022		5/11/2022		5/12/2022		5/13/2022		AM	PM
	AM	PM	AM	PM	AM	PM	AM	PM	AM	PM		
0:00	0	1	1	4	0	5	0	6	1	2	2	18
0:15	0	4	0	4	1	0	0	0	0	2	1	10
0:30	0	3	0	4	0	3	0	1	1	1	1	12
0:45	0	2	0	0	0	1	1	1	0	1	1	5
1:00	0	1	0	0	0	6	0	2	0	3	0	12
1:15	0	0	0	2	0	0	0	0	0	2	0	4
1:30	0	2	0	3	0	1	0	3	0	1	0	10
1:45	0	0	0	3	0	1	0	1	0	2	0	7
2:00	0	0	0	1	1	2	0	5	0	2	1	10
2:15	0	0	0	2	1	2	1	2	1	2	3	8
2:30	0	4	0	2	0	2	0	0	0	2	0	10
2:45	1	0	2	3	1	0	1	1	1	2	6	6
3:00	0	0	0	1	0	3	0	0	0	0	0	4
3:15	0	3	0	1	0	1	0	1	0	0	0	6
3:30	2	0	1	1	0	0	0	2	0	2	3	5
3:45	0	0	1	1	1	0	2	0	1	0	5	1
4:00	1	1	0	2	1	2	0	0	0	2	2	5
4:15	1	4	0	2	0	2	2	2	1	2	4	12
4:30	3	1	2	2	1	1	1	0	1	1	8	5
4:45	4	1	3	2	4	3	3	4	1	7	15	17
5:00	3	1	4	0	4	3	5	2	4	2	20	8
5:15	3	0	4	3	2	0	3	2	2	4	14	9
5:30	6	1	3	1	4	2	4	0	6	2	23	6
5:45	7	1	5	1	7	0	7	0	6	0	32	2
6:00	3	0	10	1	5	1	3	1	4	1	25	4
6:15	14	2	17	0	21	1	20	0	8	3	80	6
6:30	7	0	12	0	11	1	6	1	13	0	49	2
6:45	5	2	4	1	9	0	13	0	4	0	35	3
7:00	7	1	8	1	4	0	7	0	5	0	31	2
7:15	8	1	9	0	9	2	11	1	9	1	46	5
7:30	4	2	9	0	8	0	9	0	10	0	40	2
7:45	7	0	8	1	14	1	9	0	7	0	45	2
8:00	7	0	8	0	4	0	6	0	4	2	29	2
8:15	5	0	8	0	8	0	8	3	7	1	36	4
8:30	4	1	8	1	11	1	2	1	7	0	32	4
8:45	8	0	14	0	11	0	9	0	8	0	50	0
9:00	13	1	10	0	12	2	6	0	8	1	49	4
9:15	9	1	3	0	6	0	3	0	3	0	24	1
9:30	11	1	7	0	8	2	6	0	6	0	38	3
9:45	6	0	4	1	6	1	5	1	8	0	29	3
10:00	9	0	6	1	2	2	6	0	8	0	31	3
10:15	7	2	9	1	3	1	9	0	5	1	33	5
10:30	3	1	5	1	5	0	6	0	3	0	22	2
10:45	4	0	3	1	6	0	3	0	7	0	23	1
11:00	3	0	4	0	6	1	3	2	3	1	19	4
11:15	3	1	9	0	2	0	4	0	2	1	20	2
11:30	2	0	8	0	0	0	2	0	1	0	13	0
11:45	0	2	0	0	1	0	1	0	2	0	4	2
Totals	180	48	209	55	200	56	187	45	168	54	944	258
Day Total	228		264		256		232		222		1202	
AM Pct	78.9%		79.2%		78.1%		80.6%					

Peak Hour
 Peak Volume
 P.H.F

AECOM

7:00-8:00 AM	26	34	35	36	31	32
7:15-8:15 AM	26	34	35	35	30	32
7:30-8:30 AM	23	33	34	32	28	30
7:45-8:45 AM	23	32	37	25	25	28
8:00-9:00 AM	24	38	34	25	26	29

4:00-5:00 PM	7	8	8	6	10	8
4:15-5:15 PM	7	6	9	8	12	8
4:30-5:30 PM	3	7	7	8	14	8
4:45-5:45 PM	3	6	8	8	15	8
5:00-6:00 PM	3	5	5	4	8	5

Client: AECOM
 File Number:
 Route: PS-5b
 Location:

Site Ref: PS-5b
 Direction: OUT

Count Date	5/9/2022		5/10/2022		5/11/2022		5/12/2022		5/13/2022		AM	PM
	AM	PM	AM	PM	AM	PM	AM	PM	AM	PM		
0:00	0	0	1	1	1	0	0	0	0	0	2	1
0:15	0	0	0	1	1	2	0	1	1	0	2	4
0:30	0	3	0	1	0	1	0	1	0	1	0	7
0:45	0	0	0	2	0	2	0	2	0	1	0	7
1:00	0	2	0	1	0	1	0	1	0	0	0	5
1:15	0	0	0	1	0	0	0	1	0	1	0	3
1:30	0	4	0	2	0	2	0	3	0	7	0	18
1:45	0	1	0	2	0	3	0	2	0	3	0	11
2:00	0	1	0	0	1	2	0	0	0	5	1	8
2:15	0	2	0	1	0	1	0	0	0	4	0	8
2:30	0	6	0	4	0	6	0	5	0	3	0	24
2:45	0	3	0	3	0	4	0	1	0	1	0	12
3:00	0	1	0	1	0	4	0	1	0	0	0	7
3:15	0	5	1	3	0	3	0	3	1	2	2	16
3:30	0	7	0	4	0	4	0	9	0	2	0	26
3:45	0	6	0	8	0	3	0	8	0	0	0	25
4:00	0	2	0	2	0	7	1	4	0	6	1	21
4:15	0	5	0	2	1	4	0	4	0	4	1	19
4:30	0	2	1	3	0	0	1	1	0	2	2	8
4:45	0	4	0	5	0	7	0	3	0	4	0	23
5:00	0	6	0	5	1	5	0	7	0	3	1	26
5:15	0	4	0	5	1	6	0	2	0	9	1	26
5:30	1	1	0	2	1	7	0	3	0	5	2	18
5:45	2	3	2	4	1	3	2	6	2	1	9	17
6:00	1	0	2	6	2	6	1	5	0	5	6	22
6:15	2	3	3	4	3	3	2	1	1	4	11	15
6:30	0	5	0	2	0	5	0	2	0	5	0	19
6:45	1	5	0	4	0	4	0	5	1	7	2	25
7:00	1	1	1	5	0	2	0	2	1	3	3	13
7:15	0	5	0	4	1	2	2	3	0	4	3	18
7:30	0	3	0	10	0	4	0	5	0	1	0	23
7:45	1	1	2	5	3	7	2	4	1	3	9	20
8:00	1	2	0	2	0	2	0	1	0	0	1	7
8:15	0	0	0	0	0	3	0	0	0	5	0	8
8:30	2	1	0	1	1	1	0	1	1	1	4	5
8:45	2	2	2	1	0	2	0	3	0	1	4	9
9:00	0	2	1	0	0	0	0	0	0	0	1	2
9:15	0	2	0	3	0	0	0	2	0	1	0	8
9:30	0	3	1	0	1	0	0	2	0	0	2	5
9:45	1	0	0	5	0	2	2	1	1	0	4	8
10:00	0	0	0	0	1	0	0	0	1	1	2	1
10:15	1	0	4	1	1	1	0	1	0	3	6	6
10:30	0	5	0	0	1	0	2	0	1	0	4	5
10:45	0	0	1	1	0	0	0	0	1	0	2	1
11:00	0	0	0	0	0	1	0	1	0	1	0	3
11:15	0	0	1	0	0	1	2	0	0	0	3	1
11:30	1	2	4	0	1	0	0	2	2	1	8	5
11:45	1	1	2	2	1	0	1	0	1	0	6	3
Totals	18	111	29	119	24	123	18	109	16	110	105	572
Day Total	129		148		147		127		126		677	
AM Pct	14.0%		19.6%		16.3%		14.2%					

Peak Hour
 Peak Volume
 P.H.F

AECOM

7:00-8:00 AM	2	3	4	4	2	3
7:15-8:15 AM	2	2	4	4	1	3
7:30-8:30 AM	2	2	3	2	1	2
7:45-8:45 AM	4	2	4	2	2	3
8:00-9:00 AM	5	2	1	0	1	2

4:00-5:00 PM	13	12	18	12	16	14
4:15-5:15 PM	17	15	16	15	13	15
4:30-5:30 PM	16	18	18	13	18	17
4:45-5:45 PM	15	17	25	15	21	19
5:00-6:00 PM	14	16	21	18	18	17

Client: AECOM
 File Number:
 Route: Track Lot
 Location:

Site Ref: Track Lot
 Direction: IN

Count Date	5/9/2022		5/10/2022		5/11/2022		5/12/2022		5/13/2022			
	AM	PM	AM	PM	AM	PM	AM	PM	AM	PM	AM	PM
0:00	0	1	0	1	0	5	0	0	0	1	0	8
0:15	0	2	0	2	0	0	0	3	0	3	0	10
0:30	0	1	0	1	0	2	0	1	0	1	0	6
0:45	0	0	0	2	0	2	0	1	0	3	0	8
1:00	0	2	1	1	0	2	0	4	0	0	1	9
1:15	0	2	0	4	0	3	0	0	0	1	0	10
1:30	0	1	0	3	0	1	0	4	0	2	0	11
1:45	0	0	0	1	0	2	0	0	0	2	0	5
2:00	0	5	0	1	0	2	0	3	0	4	0	15
2:15	0	0	0	2	0	4	0	2	0	4	0	12
2:30	0	5	0	2	0	4	0	2	0	5	0	18
2:45	0	0	0	3	0	2	0	1	0	2	0	8
3:00	0	2	0	1	0	0	0	2	0	5	0	10
3:15	0	2	0	1	0	4	0	2	0	5	0	14
3:30	0	1	0	1	0	0	0	1	0	4	0	7
3:45	1	2	0	3	0	0	0	2	0	3	1	10
4:00	0	1	0	1	0	6	0	4	0	3	0	15
4:15	0	1	0	2	0	3	0	3	0	1	0	10
4:30	0	2	0	3	0	1	0	6	0	4	0	16
4:45	0	2	0	5	0	9	0	8	0	4	0	28
5:00	0	6	0	3	0	3	0	4	0	4	0	20
5:15	0	2	0	2	0	7	0	1	0	0	0	12
5:30	0	4	0	0	0	3	0	6	0	3	0	16
5:45	0	6	0	0	0	2	0	0	0	3	0	11
6:00	0	3	0	0	0	1	0	3	0	3	0	10
6:15	2	4	0	0	0	0	0	6	0	1	2	11
6:30	1	0	0	0	0	3	0	3	0	1	1	7
6:45	0	3	2	4	1	0	1	4	0	2	4	13
7:00	0	1	0	0	0	2	0	3	0	1	0	7
7:15	0	1	1	2	0	0	0	1	1	1	2	5
7:30	1	0	1	2	0	4	0	1	0	2	2	9
7:45	0	3	1	3	0	0	0	0	0	0	1	6
8:00	0	0	0	1	1	1	0	0	0	0	1	2
8:15	1	1	0	3	0	1	0	1	1	1	2	7
8:30	1	0	0	1	3	0	2	1	4	1	10	3
8:45	0	2	0	1	1	1	2	0	3	1	6	5
9:00	0	1	0	2	0	3	1	2	0	2	1	10
9:15	1	0	0	3	3	0	1	0	4	2	9	5
9:30	1	0	0	0	1	6	0	0	0	0	2	6
9:45	0	0	0	0	5	4	0	0	0	0	5	4
10:00	0	0	0	0	2	5	1	0	0	0	3	5
10:15	1	1	1	0	2	7	3	1	0	0	7	9
10:30	3	0	4	0	1	3	0	0	0	1	8	4
10:45	1	0	1	0	0	2	0	0	2	0	4	2
11:00	1	0	0	0	1	0	3	0	0	0	5	0
11:15	1	0	3	0	0	2	0	0	2	0	6	2
11:30	2	0	1	0	3	4	1	0	4	0	11	4
11:45	3	0	1	0	3	0	2	0	3	0	12	0
Totals	21	70	17	67	27	116	17	86	24	86	106	425
Day Total	91		84		143		103		110		531	
AM Pct	23.1%		20.2%		18.9%		16.5%					

Peak Hour
 Peak Volume
 P.H.F

AECOM

7:00-8:00 AM	1	3	0	0	1	1
7:15-8:15 AM	1	3	1	0	1	1
7:30-8:30 AM	2	2	1	0	1	1
7:45-8:45 AM	2	1	4	2	5	3
8:00-9:00 AM	2	0	5	4	8	4

4:00-5:00 PM	6	11	19	21	12	14
4:15-5:15 PM	11	13	16	21	13	15
4:30-5:30 PM	12	13	20	19	12	15
4:45-5:45 PM	14	10	22	19	11	15
5:00-6:00 PM	18	5	15	11	10	12

Client: AECOM
 File Number:
 Route: Track Lot
 Location:

Site Ref: Track Lot
 Direction: OUT

Count Date	5/9/2022		5/10/2022		5/11/2022		5/12/2022		5/13/2022		AM	PM
	AM	PM	AM	PM	AM	PM	AM	PM	AM	PM		
0:00	0	1	0	2	0	2	0	1	0	2	0	8
0:15	0	2	0	2	0	1	0	2	0	3	0	10
0:30	0	1	0	0	0	3	0	3	0	2	0	9
0:45	0	3	0	1	0	4	0	3	0	0	0	11
1:00	0	1	0	3	0	2	0	3	0	4	0	13
1:15	0	2	0	4	0	3	0	5	0	0	0	14
1:30	0	2	0	0	0	1	0	1	0	0	0	4
1:45	0	2	0	0	0	1	0	0	0	1	0	4
2:00	0	0	0	0	0	1	0	0	0	2	0	3
2:15	0	2	0	0	0	2	0	3	0	1	0	8
2:30	0	2	0	1	0	2	0	2	0	5	0	12
2:45	0	2	0	0	0	0	0	2	0	0	0	4
3:00	0	3	0	0	0	0	0	2	0	2	0	7
3:15	0	1	0	0	1	1	0	0	0	2	1	4
3:30	0	2	0	0	0	3	0	0	0	1	0	6
3:45	0	3	0	1	0	0	0	2	0	1	0	7
4:00	0	1	0	0	0	0	0	1	0	1	0	3
4:15	0	2	0	1	0	4	0	3	0	2	0	12
4:30	0	0	0	2	0	0	0	0	0	1	0	3
4:45	0	2	1	1	1	2	1	1	1	1	4	7
5:00	0	2	0	3	0	1	0	1	0	1	0	8
5:15	1	1	0	0	0	3	1	3	0	2	2	9
5:30	1	1	0	3	0	2	0	2	0	0	1	8
5:45	1	4	0	2	0	5	0	0	0	0	1	11
6:00	0	0	2	4	0	4	0	2	0	3	2	13
6:15	1	2	1	2	1	0	1	1	2	0	6	5
6:30	1	1	1	2	2	0	0	2	0	0	4	5
6:45	2	1	1	1	0	0	1	0	0	1	4	3
7:00	3	2	0	0	1	0	1	1	0	2	5	5
7:15	0	0	3	3	2	0	2	0	1	1	8	4
7:30	1	0	2	1	3	0	2	1	5	1	13	3
7:45	6	1	2	1	1	4	3	3	1	0	13	9
8:00	7	0	2	2	7	5	3	1	2	1	21	9
8:15	2	1	1	3	5	12	1	1	6	1	15	18
8:30	1	2	2	1	3	6	6	0	1	0	13	9
8:45	2	0	2	0	2	7	6	0	3	0	15	7
9:00	2	0	2	1	7	10	2	1	2	1	15	13
9:15	5	0	5	0	8	3	2	0	3	0	23	3
9:30	7	0	5	0	7	3	2	0	1	0	22	3
9:45	5	0	7	0	4	5	4	0	6	0	26	5
10:00	1	0	0	0	5	2	6	0	2	0	14	2
10:15	3	0	1	0	3	4	7	0	3	0	17	4
10:30	1	0	2	0	0	0	1	0	1	0	5	0
10:45	5	0	0	0	0	0	3	0	4	0	12	0
11:00	0	0	1	0	3	0	2	0	1	0	7	0
11:15	1	0	2	0	0	1	0	0	1	0	4	1
11:30	1	0	3	0	4	1	1	0	0	0	9	1
11:45	1	0	4	0	4	1	1	0	3	0	13	1
Totals	61	52	52	47	74	111	59	53	49	45	295	308
Day Total	113		99		185		112		94		603	
AM Pct	54.0%		52.5%		40.0%		52.7%					

Peak Hour
 Peak Volume
 P.H.F

AECOM

7:00-8:00 AM	10	7	7	8	7	8
7:15-8:15 AM	14	9	13	10	9	11
7:30-8:30 AM	16	7	16	9	14	12
7:45-8:45 AM	16	7	16	13	10	12
8:00-9:00 AM	12	7	17	16	12	13

4:00-5:00 PM	5	4	6	5	5	5
4:15-5:15 PM	6	7	7	5	5	6
4:30-5:30 PM	5	6	6	5	5	5
4:45-5:45 PM	6	7	8	7	4	6
5:00-6:00 PM	8	8	11	6	3	7

Client: AECOM
 File Number:
 Route: ARB CC
 Location:

Site Ref: ARB CC
 Direction: IN

Count Date	5/16/2022		5/17/2022		5/18/2022		5/19/2022		5/20/2022			
Count Time	AM	PM	AM	PM	AM	PM	AM	PM	AM	PM	AM	PM
0:00	0	1	0	0	0	4	0	1	0	0	0	6
0:15	0	0	0	2	0	2	0	0	0	1	0	5
0:30	0	1	0	1	0	4	0	1	0	1	0	8
0:45	0	2	0	1	0	4	0	2	0	0	0	9
1:00	0	3	0	3	0	3	0	0	0	2	0	11
1:15	0	0	0	1	0	0	0	1	0	2	0	4
1:30	0	2	0	5	0	1	0	4	0	0	0	12
1:45	0	0	0	1	0	0	0	1	0	1	0	3
2:00	0	0	0	4	0	3	0	2	0	2	0	11
2:15	0	3	0	0	0	0	0	1	0	1	0	5
2:30	0	5	0	3	0	1	0	0	0	0	0	9
2:45	0	3	0	1	0	3	0	3	0	1	0	11
3:00	0	1	0	2	0	2	0	1	0	1	0	7
3:15	0	3	0	3	0	3	0	1	0	2	0	12
3:30	0	2	0	1	0	1	0	2	0	1	0	7
3:45	0	3	0	3	0	6	0	6	0	3	0	21
4:00	0	10	0	4	0	8	0	6	0	7	0	35
4:15	0	9	2	6	1	13	2	10	2	15	7	53
4:30	0	17	0	15	0	10	0	8	0	13	0	63
4:45	0	8	0	7	2	6	0	4	1	6	3	31
5:00	0	11	0	8	0	11	0	12	0	9	0	51
5:15	0	7	0	6	0	7	0	7	0	14	0	41
5:30	0	5	1	10	1	5	0	5	0	5	2	30
5:45	0	2	0	0	0	5	0	5	0	3	0	15
6:00	0	2	0	4	0	5	0	4	0	3	0	18
6:15	0	2	0	2	0	1	1	2	1	0	2	7
6:30	2	0	2	2	3	0	2	1	1	0	10	3
6:45	0	0	0	0	5	2	4	0	3	0	12	2
7:00	3	0	1	0	0	0	0	0	3	0	7	0
7:15	3	0	5	0	2	1	1	0	1	0	12	1
7:30	6	2	7	0	4	0	2	0	6	0	25	2
7:45	4	0	8	1	7	0	6	0	3	0	28	1
8:00	9	1	12	0	12	0	10	0	8	0	51	1
8:15	12	1	8	0	14	0	13	0	15	0	62	1
8:30	17	0	17	0	11	2	10	0	13	0	68	2
8:45	13	2	14	0	16	0	10	0	15	0	68	2
9:00	15	0	8	3	11	1	13	0	8	0	55	4
9:15	7	0	3	0	6	0	7	0	7	0	30	0
9:30	6	0	3	0	7	0	2	0	3	0	21	0
9:45	3	0	6	0	4	1	6	0	2	0	21	1
10:00	2	1	8	0	3	0	5	0	4	1	22	2
10:15	0	0	0	0	2	6	0	0	6	0	8	6
10:30	3	0	1	0	2	0	3	0	4	0	13	0
10:45	1	0	3	0	2	0	1	0	2	0	9	0
11:00	0	0	3	0	1	0	2	0	1	0	7	0
11:15	1	0	1	0	1	0	1	0	5	0	9	0
11:30	1	0	1	0	1	0	1	0	0	1	4	1
11:45	2	0	1	0	1	0	0	0	0	1	4	1
Totals	110	109	115	99	119	121	102	90	114	96	560	515
Day Total	219		214		240		192		210		1075	
AM Pct	50.2%		53.7%		49.6%		53.1%					

Peak Hour
 Peak Volume
 P.H.F

AECOM

7:00-8:00 AM	16	21	13	9	13	14
7:15-8:15 AM	22	32	25	19	18	23
7:30-8:30 AM	31	35	37	31	32	33
7:45-8:45 AM	42	45	44	39	39	42
8:00-9:00 AM	51	51	53	43	51	50

4:00-5:00 PM	44	32	37	28	41	36
4:15-5:15 PM	45	36	40	34	43	40
4:30-5:30 PM	43	36	34	31	42	37
4:45-5:45 PM	31	31	29	28	34	31
5:00-6:00 PM	25	24	28	29	31	27

Client: AECOM
 File Number:
 Route: ARB CC
 Location:

Site Ref: ARB CC
 Direction: OUT

Count Date	5/16/2022		5/17/2022		5/18/2022		5/19/2022		5/20/2022			
Count Time	AM	PM	AM	PM	AM	PM	AM	PM	AM	PM	AM	PM
0:00	0	4	0	5	0	3	0	1	0	2	0	15
0:15	0	4	0	6	0	4	0	3	0	4	0	21
0:30	0	2	0	4	0	5	0	5	0	1	0	17
0:45	0	3	1	2	1	11	0	4	2	3	4	23
1:00	0	1	0	2	1	9	0	1	0	2	1	15
1:15	0	2	0	3	0	6	0	2	0	3	0	16
1:30	0	5	0	5	0	2	0	4	0	8	0	24
1:45	0	6	0	2	0	7	0	5	0	3	0	23
2:00	0	4	1	6	1	5	1	2	1	2	4	19
2:15	0	2	0	2	0	5	0	1	0	4	0	14
2:30	0	4	0	1	0	6	0	5	0	6	0	22
2:45	0	8	0	4	0	3	0	6	0	2	0	23
3:00	0	7	0	5	0	5	0	4	0	2	0	23
3:15	0	2	0	2	0	7	0	1	0	2	0	14
3:30	0	1	0	4	0	4	0	4	0	4	0	17
3:45	0	5	0	4	0	7	0	7	0	3	0	26
4:00	0	4	0	7	0	14	0	9	0	5	0	39
4:15	0	15	1	9	1	10	1	8	0	11	3	53
4:30	0	14	0	9	0	10	0	12	1	22	1	67
4:45	0	13	0	15	1	11	0	9	1	11	2	59
5:00	0	4	0	7	0	10	0	5	0	11	0	37
5:15	0	15	0	12	0	13	0	16	0	9	0	65
5:30	0	10	1	10	0	8	0	12	0	16	1	56
5:45	0	6	0	11	0	9	0	4	0	3	0	33
6:00	0	3	0	2	0	6	0	11	0	8	0	30
6:15	0	9	0	3	0	8	0	2	0	7	0	29
6:30	0	1	0	3	0	1	1	3	1	2	2	10
6:45	0	2	1	6	0	2	0	2	1	3	2	15
7:00	2	1	2	2	2	2	2	0	0	1	8	6
7:15	1	0	3	2	1	4	1	2	2	3	8	11
7:30	1	2	4	2	1	2	1	2	4	2	11	10
7:45	6	1	2	0	7	0	3	2	2	0	20	3
8:00	4	4	3	1	4	2	5	2	4	2	20	11
8:15	8	1	6	0	10	0	11	0	7	0	42	1
8:30	14	1	11	3	13	2	13	1	18	2	69	9
8:45	10	2	15	0	10	0	14	1	8	1	57	4
9:00	8	7	10	3	14	0	9	1	12	0	53	11
9:15	14	1	4	0	13	0	10	1	8	1	49	3
9:30	9	0	4	2	7	7	8	2	10	0	38	11
9:45	4	0	10	0	6	0	6	1	5	0	31	1
10:00	7	0	10	5	10	0	2	0	8	0	37	5
10:15	3	0	5	0	5	5	3	0	8	0	24	5
10:30	6	0	11	0	4	1	4	0	4	0	29	1
10:45	6	0	6	0	3	0	2	0	6	0	23	0
11:00	5	0	10	0	4	0	1	0	4	0	24	0
11:15	4	0	7	0	11	0	3	0	5	0	30	0
11:30	6	0	4	0	3	0	3	0	5	2	21	2
11:45	4	0	2	0	5	0	2	0	5	1	18	1
Totals	122	176	134	171	138	216	106	163	132	174	632	900
Day Total	298		305		354		269		306		1532	
AM Pct	40.9%		43.9%		39.0%		39.4%					

Peak Hour
 Peak Volume
 P.H.F

AECOM

7:00-8:00 AM	10	11	11	7	8	9
7:15-8:15 AM	12	12	13	10	12	12
7:30-8:30 AM	19	15	22	20	17	19
7:45-8:45 AM	32	22	34	32	31	30
8:00-9:00 AM	36	35	37	43	37	38

4:00-5:00 PM	46	40	45	38	49	44
4:15-5:15 PM	46	40	41	34	55	43
4:30-5:30 PM	46	43	44	42	53	46
4:45-5:45 PM	42	44	42	42	47	43
5:00-6:00 PM	35	40	40	37	39	38

Client: AECOM
 File Number:
 Route: L-17a
 Location:

Site Ref: L-17a
 Direction: IN

Count Date	5/16/2022		5/17/2022		5/18/2022		5/19/2022		5/20/2022			
Count Time	AM	PM	AM	PM	AM	PM	AM	PM	AM	PM	AM	PM
0:00	0	3	0	6	0	6	0	7	0	4	0	26
0:15	0	5	0	2	0	3	0	8	0	9	0	27
0:30	0	5	0	6	0	7	0	5	0	4	0	27
0:45	0	6	0	4	0	5	0	7	0	7	0	29
1:00	0	11	0	5	0	9	0	4	0	10	0	39
1:15	0	7	0	3	0	5	0	3	0	5	0	23
1:30	0	2	0	3	0	6	0	6	0	5	0	22
1:45	0	7	0	2	0	5	0	6	1	1	1	21
2:00	0	0	0	6	0	0	0	4	0	3	0	13
2:15	0	3	0	4	0	2	0	4	0	3	0	16
2:30	0	3	0	5	0	6	0	3	0	3	0	20
2:45	0	5	0	3	0	8	0	1	0	7	0	24
3:00	0	2	0	2	0	5	0	5	0	4	0	18
3:15	0	1	0	0	0	0	0	3	0	6	0	10
3:30	0	4	0	3	0	5	0	3	0	4	0	19
3:45	0	2	0	4	0	6	0	8	0	1	0	21
4:00	0	4	0	4	0	4	0	6	0	4	0	22
4:15	0	3	0	8	0	8	0	8	0	12	0	39
4:30	0	7	0	5	0	12	0	10	0	3	0	37
4:45	0	9	0	4	2	7	0	1	0	3	2	24
5:00	0	6	0	8	0	5	1	3	1	7	2	29
5:15	3	4	2	6	1	3	3	8	0	4	9	25
5:30	1	3	3	6	4	5	5	4	1	3	14	21
5:45	4	5	2	5	4	10	6	8	5	1	21	29
6:00	4	7	4	7	3	5	3	9	7	6	21	34
6:15	12	7	10	9	7	3	9	4	7	9	45	32
6:30	13	0	12	4	16	1	12	0	12	2	65	7
6:45	19	1	23	3	23	1	19	1	22	0	106	6
7:00	12	2	15	0	22	0	20	0	19	0	88	2
7:15	13	0	19	0	16	0	14	1	8	0	70	1
7:30	12	2	14	1	15	0	15	0	19	0	75	3
7:45	19	0	19	0	23	0	24	0	18	0	103	0
8:00	33	0	28	0	29	0	27	0	35	1	152	1
8:15	24	0	28	0	31	0	28	0	32	1	143	1
8:30	35	0	44	0	35	0	33	0	34	0	181	0
8:45	32	0	32	0	33	0	31	0	36	0	164	0
9:00	30	2	32	0	38	1	34	0	23	1	157	4
9:15	35	0	31	0	30	0	34	0	19	1	149	1
9:30	23	2	18	0	15	2	13	1	19	0	88	5
9:45	15	0	12	1	17	1	14	1	12	1	70	4
10:00	15	0	10	1	5	1	14	0	11	0	55	2
10:15	9	0	10	1	11	0	9	1	9	0	48	2
10:30	7	0	4	0	7	0	6	2	6	1	30	3
10:45	5	0	7	0	8	0	9	0	2	0	31	0
11:00	6	0	5	0	4	0	7	0	8	0	30	0
11:15	8	1	11	0	11	1	1	0	3	1	34	3
11:30	8	0	8	0	5	0	4	0	4	0	29	0
11:45	3	0	4	0	7	0	7	0	5	0	26	0
Totals	400	131	407	131	422	148	402	145	378	137	2009	692
Day Total	531		538		570		547		515		2701	
AM Pct	75.3%		75.7%		74.0%		73.5%					

Peak Hour
 Peak Volume
 P.H.F

AECOM

7:00-8:00 AM	56	67	76	73	64	67
7:15-8:15 AM	77	80	83	80	80	80
7:30-8:30 AM	88	89	98	94	104	95
7:45-8:45 AM	111	119	118	112	119	116
8:00-9:00 AM	124	132	128	119	137	128

4:00-5:00 PM	23	21	31	25	22	24
4:15-5:15 PM	25	25	32	22	25	26
4:30-5:30 PM	26	23	27	22	17	23
4:45-5:45 PM	22	24	20	16	17	20
5:00-6:00 PM	18	25	23	23	15	21

Client: AECOM
 File Number:
 Route: L-17a
 Location:

Site Ref: L-17a
 Direction: OUT

Count Date	5/16/2022		5/17/2022		5/18/2022		5/19/2022		5/20/2022		AM	PM
Count Time	AM	PM	AM	PM	AM	PM	AM	PM	AM	PM	AM	PM
0:00	0	11	0	4	0	6	0	8	0	16	0	45
0:15	1	4	1	3	0	11	1	4	0	8	3	30
0:30	0	6	1	0	0	6	1	5	1	10	3	27
0:45	0	4	1	6	0	5	0	4	1	7	2	26
1:00	0	5	0	9	1	6	0	8	1	10	2	38
1:15	0	5	0	4	0	5	0	5	0	1	0	20
1:30	0	10	0	5	0	5	0	4	1	6	1	30
1:45	0	6	0	7	0	5	0	7	0	3	0	28
2:00	0	11	1	13	1	8	1	10	1	9	4	51
2:15	0	10	0	10	0	7	0	11	0	9	0	47
2:30	0	7	0	8	0	7	0	7	0	11	0	40
2:45	0	9	0	4	0	14	0	6	1	11	1	44
3:00	0	9	1	7	0	12	0	11	0	14	1	53
3:15	0	21	0	21	0	21	1	28	0	13	1	104
3:30	0	18	0	18	0	13	0	23	0	21	0	93
3:45	0	15	0	17	0	21	0	21	0	12	0	86
4:00	0	13	0	22	0	17	0	17	1	20	1	89
4:15	0	14	0	21	0	19	0	25	0	16	0	95
4:30	0	26	0	29	0	29	0	17	0	22	0	123
4:45	0	16	0	29	0	26	0	25	0	15	0	111
5:00	0	28	0	25	0	25	0	28	1	25	1	131
5:15	2	29	0	25	0	29	0	22	0	22	2	127
5:30	0	29	0	20	0	26	0	32	0	19	0	126
5:45	0	24	0	22	0	15	0	16	1	29	1	106
6:00	0	14	0	27	0	28	0	18	2	14	2	101
6:15	2	19	0	12	1	20	1	20	0	23	4	94
6:30	2	21	2	23	2	24	2	17	1	19	9	104
6:45	0	23	1	15	2	15	0	9	1	9	4	71
7:00	1	7	2	7	3	9	3	9	3	9	12	41
7:15	3	10	1	7	3	6	3	12	1	6	11	41
7:30	1	4	4	2	1	6	0	3	4	4	10	19
7:45	3	7	3	1	3	5	3	11	3	5	15	29
8:00	5	6	5	5	3	7	6	4	3	6	22	28
8:15	5	3	7	3	8	3	5	0	4	5	29	14
8:30	7	0	11	7	11	0	14	2	15	7	58	16
8:45	8	3	3	2	8	2	4	1	12	0	35	8
9:00	5	8	11	4	8	2	9	2	6	1	39	17
9:15	5	1	4	2	7	2	6	2	5	0	27	7
9:30	10	1	9	1	6	1	4	7	4	3	33	13
9:45	2	3	3	0	5	2	2	3	5	2	17	10
10:00	2	2	2	2	4	0	5	3	2	3	15	10
10:15	3	0	6	1	4	0	3	3	0	2	16	6
10:30	4	1	3	0	4	0	2	2	3	0	16	3
10:45	5	0	6	1	4	0	5	1	8	0	28	2
11:00	1	1	3	2	4	1	5	0	3	0	16	4
11:15	4	0	3	1	5	0	3	1	7	1	22	3
11:30	5	0	4	0	3	0	1	0	5	0	18	0
11:45	4	0	4	0	3	0	6	0	5	0	22	0
Totals	90	464	102	454	104	471	96	474	111	448	503	2311
Day Total	554		556		575		570		559		2814	
AM Pct	16.2%		18.3%		18.1%		16.8%					

Peak Hour
 Peak Volume
 P.H.F

AECOM

7:00-8:00 AM	8	10	10	9	11	10
7:15-8:15 AM	12	13	10	12	11	12
7:30-8:30 AM	14	19	15	14	14	15
7:45-8:45 AM	20	26	25	28	25	25
8:00-9:00 AM	25	26	30	29	34	29

4:00-5:00 PM	69	101	91	84	73	84
4:15-5:15 PM	84	104	99	95	78	92
4:30-5:30 PM	99	108	109	92	84	98
4:45-5:45 PM	102	99	106	107	81	99
5:00-6:00 PM	110	92	95	98	95	98

Client: AECOM
 File Number:
 Route: L-18a
 Location:

Site Ref: L-18a
 Direction: IN

Count Date	5/16/2022		5/17/2022		5/18/2022		5/19/2022		5/20/2022			
Count Time	AM	PM	AM	PM	AM	PM	AM	PM	AM	PM	AM	PM
0:00	0	1	0	2	0	1	0	1	2	1	2	6
0:15	0	2	1	0	0	3	0	3	0	0	1	8
0:30	0	4	0	6	0	6	0	2	0	0	0	18
0:45	0	2	0	1	0	2	0	2	0	1	0	8
1:00	0	5	0	0	0	3	0	3	0	2	0	13
1:15	0	1	0	0	0	1	0	0	0	0	0	2
1:30	0	0	0	2	0	1	0	0	0	3	0	6
1:45	0	5	0	2	0	1	0	1	0	0	0	9
2:00	2	1	0	1	0	0	0	1	0	0	2	3
2:15	0	1	0	5	0	3	0	2	0	2	0	13
2:30	0	1	0	0	0	0	0	2	0	2	0	5
2:45	0	2	0	1	0	0	0	0	0	1	0	4
3:00	0	0	0	0	0	0	0	1	0	2	0	3
3:15	0	5	0	3	0	2	0	1	0	3	0	14
3:30	0	1	0	3	0	1	0	1	0	0	0	6
3:45	0	1	0	0	0	1	0	1	0	2	0	5
4:00	0	2	2	1	0	2	0	3	0	1	2	9
4:15	1	0	1	2	0	2	1	3	1	2	4	9
4:30	2	1	1	2	1	0	2	0	0	0	6	3
4:45	3	2	3	1	1	2	5	3	3	0	15	8
5:00	3	1	1	1	3	3	3	1	1	4	11	10
5:15	6	3	2	7	5	1	4	2	1	3	18	16
5:30	8	1	7	4	10	3	8	4	4	3	37	15
5:45	15	0	12	2	13	0	9	1	12	0	61	3
6:00	7	5	14	2	8	3	14	2	12	3	55	15
6:15	20	3	20	3	24	3	26	2	16	0	106	11
6:30	21	0	18	2	20	2	14	2	15	2	88	8
6:45	12	1	18	1	16	2	17	4	10	1	73	9
7:00	7	0	9	2	9	0	11	2	5	0	41	4
7:15	10	2	11	0	9	1	12	1	17	0	59	4
7:30	9	1	8	1	7	0	17	3	9	1	50	6
7:45	7	0	8	1	12	1	17	0	8	0	52	2
8:00	6	1	9	0	7	1	2	1	3	2	27	5
8:15	7	0	10	0	9	0	10	2	4	0	40	2
8:30	11	1	8	0	6	0	4	0	6	1	35	2
8:45	7	0	6	0	6	0	6	1	9	0	34	1
9:00	7	0	3	0	5	0	6	0	7	0	28	0
9:15	3	0	5	0	5	0	1	1	5	0	19	1
9:30	2	0	3	1	1	0	4	0	4	1	14	2
9:45	2	0	1	0	4	0	4	0	2	0	13	0
10:00	2	0	6	0	4	0	1	1	3	0	16	1
10:15	5	0	2	0	3	0	6	0	1	0	17	0
10:30	3	0	1	0	4	2	1	0	0	0	9	2
10:45	3	0	2	0	1	0	2	0	0	0	8	0
11:00	1	0	1	0	1	0	2	0	3	0	8	0
11:15	3	1	3	1	5	1	5	0	8	0	24	3
11:30	3	0	3	0	3	0	2	0	1	0	12	0
11:45	1	0	1	1	1	0	2	0	3	0	8	1
Totals	199	57	200	61	203	54	218	60	175	43	995	275
Day Total	256		261		257		278		218		1270	
AM Pct	77.7%		76.6%		79.0%		78.4%					

Peak Hour
 Peak Volume
 P.H.F

AECOM

7:00-8:00 AM	33	36	37	57	39	40
7:15-8:15 AM	32	36	35	48	37	38
7:30-8:30 AM	29	35	35	46	24	34
7:45-8:45 AM	31	35	34	33	21	31
8:00-9:00 AM	31	33	28	22	22	27

4:00-5:00 PM	5	6	6	9	3	6
4:15-5:15 PM	4	6	7	7	6	6
4:30-5:30 PM	7	11	6	6	7	7
4:45-5:45 PM	7	13	9	10	10	10
5:00-6:00 PM	5	14	7	8	10	9

Client: AECOM
 File Number:
 Route: L-18a
 Location:

Site Ref: L-18a
 Direction: OUT

Count Date	5/16/2022		5/17/2022		5/18/2022		5/19/2022		5/20/2022		AM	PM
Count Time	AM	PM	AM	PM	AM	PM	AM	PM	AM	PM	AM	PM
0:00	0	3	0	1	0	1	0	1	1	2	1	8
0:15	0	1	0	1	0	1	0	2	0	5	0	10
0:30	0	2	0	0	0	1	0	0	0	1	0	4
0:45	0	2	0	0	0	1	0	0	0	1	0	4
1:00	0	1	0	1	0	2	1	1	0	1	1	6
1:15	0	0	0	3	0	1	0	2	0	2	0	8
1:30	0	1	0	4	0	4	0	1	0	0	0	10
1:45	0	2	0	1	0	0	0	1	0	1	0	5
2:00	0	1	0	1	0	6	0	1	0	0	0	9
2:15	0	1	0	0	0	2	0	0	0	0	0	3
2:30	0	3	0	1	0	4	0	0	0	1	0	9
2:45	0	0	0	3	3	2	0	2	0	1	3	8
3:00	0	2	0	4	0	5	0	2	0	2	0	15
3:15	0	4	0	5	0	4	0	8	1	4	1	25
3:30	1	7	0	7	1	7	1	12	0	2	3	35
3:45	0	3	2	3	0	3	0	2	0	1	2	12
4:00	0	6	0	3	0	8	0	1	0	4	0	22
4:15	0	7	0	2	0	3	0	5	0	5	0	22
4:30	0	7	0	4	0	4	0	2	0	2	0	19
4:45	0	3	0	2	0	3	0	2	0	9	0	19
5:00	0	8	0	4	0	0	1	2	0	10	1	24
5:15	0	4	0	3	0	2	0	4	0	2	0	15
5:30	0	1	0	6	0	5	0	7	0	5	0	24
5:45	0	6	0	12	1	3	0	2	0	2	1	25
6:00	0	12	0	7	0	5	0	13	1	5	1	42
6:15	0	3	1	7	0	4	1	11	0	1	2	26
6:30	1	5	1	5	2	4	0	4	1	5	5	23
6:45	0	4	0	2	0	4	1	1	1	5	2	16
7:00	0	6	1	8	0	6	0	4	1	6	2	30
7:15	2	10	3	9	0	2	2	11	3	2	10	34
7:30	4	6	0	13	0	7	2	3	1	3	7	32
7:45	0	6	1	4	2	7	0	7	1	3	4	27
8:00	0	1	0	7	0	6	0	1	1	0	1	15
8:15	1	4	0	7	0	2	0	4	0	2	1	19
8:30	0	3	1	2	1	1	1	1	1	2	4	9
8:45	1	0	1	0	0	0	0	3	0	1	2	4
9:00	0	1	0	0	0	0	2	0	2	1	4	2
9:15	2	0	0	0	0	0	2	1	2	1	6	2
9:30	3	1	0	0	2	1	1	3	0	0	6	5
9:45	0	0	1	0	0	0	0	1	1	0	2	1
10:00	0	1	3	2	1	0	1	0	0	0	5	3
10:15	1	0	1	1	0	0	0	2	2	0	4	3
10:30	0	2	2	0	0	0	0	0	2	0	4	2
10:45	1	0	0	0	0	0	1	0	0	0	2	0
11:00	1	1	0	0	1	0	0	2	3	0	5	3
11:15	0	1	1	0	1	1	2	1	1	0	5	3
11:30	1	0	1	0	1	1	1	1	0	0	4	2
11:45	1	0	1	2	0	1	0	0	0	0	2	3
Totals	20	142	21	147	16	124	20	134	26	100	103	647
Day Total	162		168		140		154		126		750	
AM Pct	12.3%		12.5%		11.4%		13.0%					

Peak Hour
 Peak Volume
 P.H.F

AECOM

7:00-8:00 AM	6	5	2	4	6	5
7:15-8:15 AM	6	4	2	4	6	4
7:30-8:30 AM	5	1	2	2	3	3
7:45-8:45 AM	1	2	3	1	3	2
8:00-9:00 AM	2	2	1	1	2	2

4:00-5:00 PM	23	11	18	10	20	16
4:15-5:15 PM	25	12	10	11	26	17
4:30-5:30 PM	22	13	9	10	23	15
4:45-5:45 PM	16	15	10	15	26	16
5:00-6:00 PM	19	25	10	15	19	18

Client: AECOM
 File Number:
 Route: L-18b
 Location:

Site Ref: L-18b
 Direction: IN

Count Date	5/16/2022		5/17/2022		5/18/2022		5/19/2022		5/20/2022			
Count Time	AM	PM	AM	PM	AM	PM	AM	PM	AM	PM	AM	PM
0:00	0	5	0	2	0	5	0	7	0	0	0	19
0:15	0	1	0	1	0	1	0	3	0	4	0	10
0:30	0	5	0	2	0	9	0	1	0	9	0	26
0:45	1	3	0	2	0	1	0	3	0	5	1	14
1:00	0	5	0	4	0	6	1	3	0	3	1	21
1:15	0	0	0	3	0	0	0	1	0	4	0	8
1:30	0	3	0	2	0	4	0	2	0	2	0	13
1:45	0	4	0	5	0	4	0	5	0	7	0	25
2:00	0	3	0	3	0	3	0	2	0	1	0	12
2:15	0	3	0	5	0	4	0	5	0	3	0	20
2:30	0	1	0	3	1	4	0	0	1	2	2	10
2:45	0	4	0	2	0	5	0	7	0	4	0	22
3:00	0	4	0	2	0	5	0	6	0	4	0	21
3:15	0	1	0	4	0	0	0	3	0	2	0	10
3:30	0	1	0	1	0	4	0	5	0	3	0	14
3:45	0	1	0	4	0	2	0	4	0	6	0	17
4:00	0	3	0	2	0	4	0	3	0	7	0	19
4:15	0	1	0	1	0	4	0	4	1	2	1	12
4:30	0	2	0	4	0	2	0	3	0	5	0	16
4:45	0	0	0	3	0	1	0	1	0	2	0	7
5:00	0	5	0	6	0	2	0	2	0	3	0	18
5:15	0	4	1	1	2	3	2	4	0	3	5	15
5:30	0	2	0	2	0	3	1	3	3	7	4	17
5:45	2	2	2	2	3	5	0	4	1	1	8	14
6:00	1	3	3	5	5	5	4	4	2	3	15	20
6:15	3	2	4	2	5	5	3	0	4	1	19	10
6:30	11	3	6	4	10	4	10	6	6	4	43	21
6:45	2	1	9	2	8	1	6	0	8	1	33	5
7:00	11	0	6	1	9	1	8	3	6	2	40	7
7:15	5	3	5	5	4	3	3	1	3	2	20	14
7:30	5	0	5	1	4	1	8	0	6	0	28	2
7:45	5	2	12	1	3	5	1	1	4	1	25	10
8:00	8	0	5	1	8	1	4	0	5	0	30	2
8:15	4	3	11	2	8	1	2	2	8	3	33	11
8:30	9	1	5	2	5	2	3	3	6	1	28	9
8:45	5	2	3	1	7	1	8	0	5	0	28	4
9:00	7	0	7	3	2	1	8	0	8	2	32	6
9:15	2	1	4	1	4	1	0	1	2	1	12	5
9:30	4	0	4	0	7	1	4	0	7	0	26	1
9:45	5	0	4	0	5	0	5	0	1	0	20	0
10:00	6	0	3	0	5	0	2	0	7	0	23	0
10:15	0	0	5	0	0	0	2	0	6	0	13	0
10:30	2	3	5	1	1	0	4	0	2	0	14	4
10:45	2	0	0	0	4	0	4	1	2	1	12	2
11:00	7	0	0	0	6	0	3	0	0	0	16	0
11:15	0	0	6	0	1	0	6	0	2	0	15	0
11:30	2	0	4	0	5	1	0	0	1	0	12	1
11:45	2	0	3	0	3	0	5	0	1	0	14	0
Totals	111	87	122	98	125	115	107	103	108	111	573	514
Day Total	198		220		240		210		219		1087	
AM Pct	56.1%		55.5%		52.1%		51.0%					

Peak Hour
 Peak Volume
 P.H.F

AECOM

7:00-8:00 AM	26	28	20	20	19	23
7:15-8:15 AM	23	27	19	16	18	21
7:30-8:30 AM	22	33	23	15	23	23
7:45-8:45 AM	26	33	24	10	23	23
8:00-9:00 AM	26	24	28	17	24	24

4:00-5:00 PM	6	10	11	11	16	11
4:15-5:15 PM	8	14	9	10	12	11
4:30-5:30 PM	11	14	8	10	13	11
4:45-5:45 PM	11	12	9	10	15	11
5:00-6:00 PM	13	11	13	13	14	13

Client: AECOM
 File Number:
 Route: L-18b
 Location:

Site Ref: L-18b
 Direction: OUT

Count Date	5/16/2022		5/17/2022		5/18/2022		5/19/2022		5/20/2022		AM	PM
Count Time	AM	PM	AM	PM	AM	PM	AM	PM	AM	PM	AM	PM
0:00	0	1	0	2	0	3	0	1	1	0	1	7
0:15	0	1	1	3	0	2	0	1	1	2	2	9
0:30	0	0	0	5	0	3	0	2	0	3	0	13
0:45	0	0	0	2	0	4	0	1	0	2	0	9
1:00	1	1	0	0	0	2	1	0	0	0	2	3
1:15	0	0	0	1	0	0	0	3	0	3	0	7
1:30	0	0	0	1	0	2	0	5	0	0	0	8
1:45	0	2	0	2	0	2	0	1	0	3	0	10
2:00	0	3	0	2	0	5	0	3	0	0	0	13
2:15	0	3	0	6	0	2	0	2	0	0	0	13
2:30	0	0	0	1	0	3	0	0	0	2	0	6
2:45	0	1	0	6	0	2	0	0	0	7	0	16
3:00	0	3	0	2	0	3	0	5	5	3	5	16
3:15	0	4	0	2	1	1	0	3	0	2	1	12
3:30	0	1	0	1	0	3	0	0	0	1	0	6
3:45	0	1	0	1	0	8	0	3	0	4	0	17
4:00	0	2	0	3	1	7	0	4	0	4	1	20
4:15	0	11	0	4	0	4	0	3	0	4	0	26
4:30	0	3	0	4	0	1	0	3	0	1	0	12
4:45	0	1	0	3	0	4	0	0	0	0	0	8
5:00	0	0	0	1	0	3	0	0	0	3	0	7
5:15	0	1	2	2	0	3	0	1	0	2	2	9
5:30	0	0	0	3	0	0	0	4	0	5	0	12
5:45	0	0	0	0	0	2	1	5	1	3	2	10
6:00	0	0	1	2	1	4	1	3	0	2	3	11
6:15	0	4	1	5	2	2	1	0	0	1	4	12
6:30	2	6	0	0	1	3	0	4	1	7	4	20
6:45	3	1	1	0	1	3	1	0	0	4	6	8
7:00	1	2	0	2	0	1	0	1	0	5	1	11
7:15	0	1	2	1	0	4	0	4	2	2	4	12
7:30	1	3	1	0	0	1	0	4	0	2	2	10
7:45	1	0	1	2	1	1	5	3	1	1	9	7
8:00	0	4	2	0	0	2	2	1	2	0	6	7
8:15	0	0	0	0	0	6	1	0	1	2	2	8
8:30	3	1	0	2	0	0	0	1	0	0	3	4
8:45	0	0	0	2	3	0	1	0	2	0	6	2
9:00	0	0	2	0	0	2	0	1	0	0	2	3
9:15	1	0	0	1	1	0	1	1	0	0	3	2
9:30	2	0	1	0	0	0	0	0	1	0	4	0
9:45	0	0	0	0	2	0	1	0	0	0	3	0
10:00	0	0	0	0	2	0	0	0	0	0	2	0
10:15	0	1	0	0	1	0	2	0	0	0	3	1
10:30	0	0	0	0	0	1	1	0	0	1	1	2
10:45	1	0	1	1	1	0	0	0	1	1	4	2
11:00	0	0	1	0	0	1	2	2	1	2	4	5
11:15	0	0	2	0	3	0	0	0	4	0	9	0
11:30	0	0	0	0	0	1	2	1	3	0	5	2
11:45	2	0	0	2	0	0	1	1	0	0	3	3
Totals	18	62	19	77	21	101	24	77	27	84	109	401
Day Total	80		96		122		101		111		510	
AM Pct	22.5%		19.8%		17.2%		23.8%					

Peak Hour
 Peak Volume
 P.H.F

AECOM

7:00-8:00 AM	3	4	1	5	3	3
7:15-8:15 AM	2	6	1	7	5	4
7:30-8:30 AM	2	4	1	8	4	4
7:45-8:45 AM	4	3	1	8	4	4
8:00-9:00 AM	3	2	3	4	5	3

4:00-5:00 PM	17	14	16	10	9	13
4:15-5:15 PM	15	12	12	6	8	11
4:30-5:30 PM	5	10	11	4	6	7
4:45-5:45 PM	2	9	10	5	10	7
5:00-6:00 PM	1	6	8	10	13	8

Client: AECOM
 File Number:
 Route: L-18c
 Location:

Site Ref: L-18c
 Direction: IN

Count Date	5/16/2022		5/17/2022		5/18/2022		5/19/2022		5/20/2022			
Count Time	AM	PM	AM	PM	AM	PM	AM	PM	AM	PM	AM	PM
0:00	0	2	0	7	0	5	2	3	0	3	2	20
0:15	2	3	0	4	0	2	0	5	1	4	3	18
0:30	0	4	1	5	0	3	0	4	0	1	1	17
0:45	0	0	0	2	0	2	0	7	0	2	0	13
1:00	0	3	0	6	0	3	0	1	0	1	0	14
1:15	0	3	0	9	0	5	0	7	0	5	0	29
1:30	0	1	0	2	0	6	0	3	0	0	0	12
1:45	0	5	0	3	0	2	0	5	0	2	0	17
2:00	0	1	0	1	1	1	0	2	0	2	1	7
2:15	0	2	3	1	3	1	4	6	3	3	13	13
2:30	0	4	0	3	0	5	0	4	1	1	1	17
2:45	0	0	0	2	0	5	0	2	2	2	2	11
3:00	0	0	0	4	0	0	0	1	0	2	0	7
3:15	1	0	0	0	0	0	0	1	0	0	1	1
3:30	3	1	0	4	1	2	1	1	0	6	5	14
3:45	0	2	2	4	0	4	0	2	0	1	2	13
4:00	0	0	0	2	1	2	0	2	0	1	1	7
4:15	0	3	0	1	0	5	0	2	1	4	1	15
4:30	0	4	0	4	0	0	0	0	0	1	0	9
4:45	0	4	1	3	0	4	1	7	0	3	2	21
5:00	1	3	1	4	1	6	2	0	1	3	6	16
5:15	0	0	1	3	5	6	0	4	0	5	6	18
5:30	2	3	3	1	3	3	3	2	9	4	20	13
5:45	2	5	0	2	3	3	6	3	1	2	12	15
6:00	4	3	6	2	4	2	7	2	4	2	25	11
6:15	4	4	7	4	6	2	4	4	2	5	23	19
6:30	3	3	4	2	7	1	6	3	8	0	28	9
6:45	8	0	5	2	12	0	4	2	3	1	32	5
7:00	5	1	0	3	9	1	1	4	4	0	19	9
7:15	2	0	9	0	3	1	3	0	10	3	27	4
7:30	10	3	5	3	8	1	5	2	12	7	40	16
7:45	4	1	6	1	7	0	5	4	5	1	27	7
8:00	5	2	7	4	5	2	9	3	10	2	36	13
8:15	5	0	2	1	3	0	7	0	7	1	24	2
8:30	10	0	7	0	7	0	8	0	11	0	43	0
8:45	5	0	9	0	5	1	10	0	6	3	35	4
9:00	12	0	5	0	17	1	6	0	4	0	44	1
9:15	7	2	9	0	6	2	11	0	2	2	35	6
9:30	6	1	5	0	1	0	3	0	6	0	21	1
9:45	9	1	5	0	8	2	3	1	0	0	25	4
10:00	8	0	10	0	5	0	4	0	1	0	28	0
10:15	3	0	2	0	7	0	0	0	6	0	18	0
10:30	6	0	7	0	3	0	9	0	4	2	29	2
10:45	1	0	2	0	2	0	2	0	3	0	10	0
11:00	8	0	3	0	3	0	5	1	5	0	24	1
11:15	0	0	1	0	5	1	0	0	7	3	13	4
11:30	5	0	3	0	4	0	4	0	3	0	19	0
11:45	1	0	5	1	2	0	0	0	3	0	11	1
Totals	142	74	136	100	157	92	135	100	145	90	715	456
Day Total	216		236		249		235		235		1171	
AM Pct	65.7%		57.6%		63.1%		57.4%					

Peak Hour
 Peak Volume
 P.H.F

AECOM

7:00-8:00 AM	21	20	27	14	31	23
7:15-8:15 AM	21	27	23	22	37	26
7:30-8:30 AM	24	20	23	26	34	25
7:45-8:45 AM	24	22	22	29	33	26
8:00-9:00 AM	25	25	20	34	34	28

4:00-5:00 PM	11	10	11	11	9	10
4:15-5:15 PM	14	12	15	9	11	12
4:30-5:30 PM	11	14	16	11	12	13
4:45-5:45 PM	10	11	19	13	15	14
5:00-6:00 PM	11	10	18	9	14	12

Client: AECOM
 File Number:
 Route: L-18c
 Location:

Site Ref: L-18c
 Direction: OUT

Count Date	5/16/2022		5/17/2022		5/18/2022		5/19/2022		5/20/2022		AM	PM
Count Time	AM	PM	AM	PM	AM	PM	AM	PM	AM	PM	AM	PM
0:00	0	3	0	4	0	6	2	6	0	7	2	26
0:15	0	5	0	5	0	8	0	7	1	2	1	27
0:30	0	5	0	11	1	12	1	9	0	6	2	43
0:45	0	10	0	9	2	5	0	5	1	4	3	33
1:00	0	8	0	6	0	5	0	5	1	6	1	30
1:15	0	7	0	6	0	9	2	5	0	5	2	32
1:30	0	6	0	2	0	2	0	8	0	11	0	29
1:45	0	4	0	11	1	7	0	9	0	9	1	40
2:00	0	7	0	9	0	10	0	6	0	2	0	34
2:15	0	6	1	8	0	3	0	3	1	6	2	26
2:30	0	6	1	6	0	3	0	4	0	5	1	24
2:45	0	9	0	5	0	9	0	14	0	5	0	42
3:00	0	6	0	13	0	10	0	7	1	5	1	41
3:15	0	16	0	13	0	14	0	14	0	9	0	66
3:30	1	6	0	12	0	15	0	19	0	13	1	65
3:45	1	10	0	11	0	9	0	10	0	12	1	52
4:00	0	7	0	11	1	13	0	5	0	18	1	54
4:15	0	16	1	22	0	21	0	17	0	14	1	90
4:30	0	9	0	11	0	11	0	14	0	22	0	67
4:45	1	20	2	20	2	13	1	20	1	15	7	88
5:00	2	10	0	12	0	7	5	14	1	7	8	50
5:15	5	13	2	18	7	15	4	15	6	15	24	76
5:30	2	16	2	15	2	9	1	18	3	12	10	70
5:45	4	22	4	18	4	21	4	10	5	6	21	77
6:00	2	4	2	11	2	14	1	18	2	20	9	67
6:15	3	12	4	11	5	16	6	11	4	8	22	58
6:30	3	13	3	8	2	8	2	7	2	9	12	45
6:45	6	6	7	9	4	7	3	0	5	3	25	25
7:00	1	13	2	6	5	2	2	7	1	5	11	33
7:15	3	5	4	2	5	5	2	6	4	11	18	29
7:30	4	8	5	13	2	8	5	8	4	10	20	47
7:45	4	8	8	7	6	4	10	5	6	5	34	29
8:00	2	6	5	3	9	5	4	2	3	7	23	23
8:15	10	4	5	2	5	10	9	9	10	4	39	29
8:30	4	2	2	0	3	4	10	1	4	6	23	13
8:45	6	5	5	4	7	6	7	9	5	3	30	27
9:00	8	3	5	7	4	3	9	4	3	1	29	18
9:15	1	1	0	4	2	0	2	1	0	0	5	6
9:30	3	0	5	0	3	0	7	2	5	1	23	3
9:45	1	4	2	1	4	2	1	0	2	1	10	8
10:00	5	0	4	0	4	0	4	2	5	2	22	4
10:15	3	1	4	1	3	0	4	0	3	0	17	2
10:30	5	1	7	2	3	6	5	1	6	3	26	13
10:45	3	0	5	0	3	1	3	0	4	1	18	2
11:00	2	3	2	1	5	2	0	0	3	0	12	6
11:15	7	1	7	0	2	5	7	5	3	3	26	14
11:30	7	2	6	0	4	2	6	0	1	5	24	9
11:45	4	1	0	0	4	0	6	0	6	0	20	1
Totals	113	330	112	350	116	347	135	342	112	324	588	1693
Day Total	443		462		463		477		436		2281	
AM Pct	25.5%		24.2%		25.1%		28.3%					

Peak Hour
 Peak Volume
 P.H.F

AECOM

7:00-8:00 AM	12	19	18	19	15	17
7:15-8:15 AM	13	22	22	21	17	19
7:30-8:30 AM	20	23	22	28	23	23
7:45-8:45 AM	20	20	23	33	23	24
8:00-9:00 AM	22	17	24	30	22	23

4:00-5:00 PM	52	64	58	56	69	60
4:15-5:15 PM	55	65	52	65	58	59
4:30-5:30 PM	52	61	46	63	59	56
4:45-5:45 PM	59	65	44	67	49	57
5:00-6:00 PM	61	63	52	57	40	55

Client: AECOM
 File Number:
 Route: L-1a
 Location:

Site Ref: L-1a
 Direction: IN

Count Date	5/16/2022		5/17/2022		5/18/2022		5/19/2022		5/20/2022		AM	PM
Count Time	AM	PM	AM	PM	AM	PM	AM	PM	AM	PM	AM	PM
0:00	2	5	0	13	1	4	0	7	0	7	3	36
0:15	0	10	0	11	0	6	1	6	0	9	1	42
0:30	0	11	0	11	0	12	0	10	0	6	0	50
0:45	1	11	0	15	0	13	0	11	0	9	1	59
1:00	0	3	0	7	0	18	0	2	0	7	0	37
1:15	0	7	0	8	0	2	0	6	1	9	1	32
1:30	0	5	0	12	0	6	0	9	0	9	0	41
1:45	0	5	0	6	0	13	0	9	0	5	0	38
2:00	0	5	0	11	0	9	0	8	0	8	0	41
2:15	0	6	0	12	0	11	0	8	0	9	0	46
2:30	0	2	0	4	0	11	0	12	0	3	0	32
2:45	0	4	0	4	0	5	0	6	0	5	0	24
3:00	0	10	0	10	0	13	0	7	0	14	0	54
3:15	2	3	1	3	0	7	0	7	1	7	4	27
3:30	3	1	6	7	4	6	3	2	1	10	17	26
3:45	5	4	1	10	3	6	2	2	2	9	13	31
4:00	1	8	3	2	1	1	2	4	3	8	10	23
4:15	2	4	2	8	4	10	2	6	3	3	13	31
4:30	8	6	2	4	4	9	5	3	4	6	23	28
4:45	5	8	6	5	9	8	9	10	3	9	32	40
5:00	4	5	3	8	2	5	3	6	3	3	15	27
5:15	7	3	9	7	9	6	13	2	12	2	50	20
5:30	14	3	12	6	23	5	12	7	13	4	74	25
5:45	17	2	13	10	16	2	22	5	16	4	84	23
6:00	45	2	56	3	47	2	42	2	61	2	251	11
6:15	85	5	83	12	75	3	73	4	68	1	384	25
6:30	96	3	101	2	100	7	106	2	92	2	495	16
6:45	59	3	52	5	63	1	59	3	69	3	302	15
7:00	35	1	34	2	31	0	39	2	25	2	164	7
7:15	49	4	49	1	43	0	50	2	38	0	229	7
7:30	54	1	57	4	43	2	51	5	63	2	268	14
7:45	59	1	55	1	58	2	54	0	44	4	270	8
8:00	40	1	52	2	47	1	28	4	35	3	202	11
8:15	39	2	26	2	44	3	27	2	31	0	167	9
8:30	32	0	31	3	26	1	28	3	27	0	144	7
8:45	24	0	36	2	34	1	21	3	24	0	139	6
9:00	14	3	13	1	14	2	23	2	17	0	81	8
9:15	12	1	13	2	17	1	13	2	17	0	72	6
9:30	7	0	12	2	14	0	14	1	7	3	54	6
9:45	9	1	14	2	21	0	10	0	7	0	61	3
10:00	8	0	9	0	12	0	6	0	13	0	48	0
10:15	11	0	5	1	4	0	10	0	6	0	36	1
10:30	13	1	8	0	12	1	9	1	11	1	53	4
10:45	10	1	9	0	5	1	9	2	9	0	42	4
11:00	9	2	5	1	6	0	5	0	3	0	28	3
11:15	4	1	9	1	5	0	8	0	7	0	33	2
11:30	8	1	9	0	1	1	8	3	5	1	31	6
11:45	7	0	6	0	12	0	5	0	7	2	37	2
Totals	800	165	802	243	810	217	772	198	748	191	3932	1014
Day Total	965		1045		1027		970		939		4946	
AM Pct	82.9%		76.7%		78.9%		79.6%					

Peak Hour
 Peak Volume
 P.H.F

AECOM

7:00-8:00 AM	197	195	175	194	170	186
7:15-8:15 AM	202	213	191	183	180	194
7:30-8:30 AM	192	190	192	160	173	181
7:45-8:45 AM	170	164	175	137	137	157
8:00-9:00 AM	135	145	151	104	117	130

4:00-5:00 PM	26	19	28	23	26	24
4:15-5:15 PM	23	25	32	25	21	25
4:30-5:30 PM	22	24	28	21	20	23
4:45-5:45 PM	19	26	24	25	18	22
5:00-6:00 PM	13	31	18	20	13	19

Client: AECOM
 File Number:
 Route: L-1a
 Location:

Site Ref: L-1a
 Direction: OUT

Count Date	5/16/2022		5/17/2022		5/18/2022		5/19/2022		5/20/2022			
Count Time	AM	PM	AM	PM	AM	PM	AM	PM	AM	PM	AM	PM
0:00	1	15	0	14	0	12	0	3	0	9	1	53
0:15	0	12	1	11	0	6	1	6	0	14	2	49
0:30	0	12	0	12	0	13	0	5	1	8	1	50
0:45	0	7	4	8	4	5	4	11	2	3	14	34
1:00	2	3	0	9	0	11	1	8	0	5	3	36
1:15	0	14	0	13	0	11	2	4	0	8	2	50
1:30	0	14	0	7	0	10	0	7	2	16	2	54
1:45	0	10	0	14	0	22	0	8	0	7	0	61
2:00	0	7	0	12	0	10	0	9	0	21	0	59
2:15	0	12	0	12	0	14	0	20	0	12	0	70
2:30	0	18	0	17	0	19	0	15	0	12	0	81
2:45	0	11	0	15	0	17	0	20	0	22	0	85
3:00	0	27	0	27	0	38	0	29	0	29	0	150
3:15	0	27	0	18	0	21	0	21	0	25	0	112
3:30	3	44	3	47	2	53	2	59	2	42	12	245
3:45	2	36	1	35	2	39	0	26	0	33	5	169
4:00	0	53	0	36	0	30	1	39	1	37	2	195
4:15	2	34	0	38	0	33	0	41	0	32	2	178
4:30	2	47	0	61	0	61	1	40	1	45	4	254
4:45	1	56	1	60	2	44	1	33	0	38	5	231
5:00	0	55	1	59	0	62	0	45	0	44	1	265
5:15	1	52	0	52	1	49	1	39	0	54	3	246
5:30	0	51	2	49	0	54	0	53	1	40	3	247
5:45	1	39	2	45	2	48	3	39	2	31	10	202
6:00	1	25	2	34	1	27	2	30	2	27	8	143
6:15	2	27	0	20	0	25	2	21	4	34	8	127
6:30	2	24	3	16	3	17	3	20	2	15	13	92
6:45	0	21	1	14	1	10	0	19	0	12	2	76
7:00	3	12	4	23	4	16	3	15	2	18	16	84
7:15	2	13	2	12	2	14	1	22	6	18	13	79
7:30	1	48	4	53	7	50	3	38	2	33	17	222
7:45	3	36	6	40	2	46	5	52	5	53	21	227
8:00	6	29	1	27	1	23	1	20	0	20	9	119
8:15	1	10	1	13	2	10	1	12	2	18	7	63
8:30	2	7	1	7	6	4	5	7	2	15	16	40
8:45	2	2	8	4	2	3	3	6	7	1	22	16
9:00	4	4	0	2	6	6	4	7	7	5	21	24
9:15	3	3	7	3	6	3	5	3	5	4	26	16
9:30	4	4	3	9	6	3	5	5	4	6	22	27
9:45	7	4	4	7	1	4	3	1	8	2	23	18
10:00	1	0	10	2	4	1	4	1	9	1	28	5
10:15	5	3	5	1	4	2	7	2	5	1	26	9
10:30	3	3	3	6	4	0	3	2	4	0	17	11
10:45	17	6	10	3	10	1	4	1	6	1	47	12
11:00	5	3	7	4	7	5	8	3	5	3	32	18
11:15	7	1	4	1	8	0	5	2	7	1	31	5
11:30	7	1	5	0	4	1	8	6	7	3	31	11
11:45	6	0	7	4	6	2	15	1	7	2	41	9
Totals	109	942	113	976	110	955	117	876	120	880	569	4629
Day Total	1051		1089		1065		993		1000		5198	
AM Pct	10.4%		10.4%		10.3%		11.8%					

Peak Hour
 Peak Volume
 P.H.F

AECOM

7:00-8:00 AM	9	16	15	12	15	13
7:15-8:15 AM	12	13	12	10	13	12
7:30-8:30 AM	11	12	12	10	9	11
7:45-8:45 AM	12	9	11	12	9	11
8:00-9:00 AM	11	11	11	10	11	11

4:00-5:00 PM	190	195	168	153	152	172
4:15-5:15 PM	192	218	200	159	159	186
4:30-5:30 PM	210	232	216	157	181	199
4:45-5:45 PM	214	220	209	170	176	198
5:00-6:00 PM	197	205	213	176	169	192

Client: AECOM
 File Number:
 Route: L-1b
 Location:

Site Ref: L-1b
 Direction: IN

Count Date	5/16/2022		5/17/2022		5/18/2022		5/19/2022		5/20/2022			
Count Time	AM	PM	AM	PM	AM	PM	AM	PM	AM	PM	AM	PM
0:00	0	35	0	38	0	29	0	34	1	33	1	169
0:15	0	21	0	37	0	36	0	22	0	36	0	152
0:30	0	23	0	31	0	64	1	19	1	32	2	169
0:45	0	42	0	43	0	46	0	23	0	25	0	179
1:00	0	35	0	32	0	51	0	36	0	20	0	174
1:15	0	32	0	24	0	49	0	26	1	27	1	158
1:30	0	38	0	42	0	40	0	28	0	31	0	179
1:45	0	32	0	39	0	43	0	30	0	41	0	185
2:00	0	31	0	38	0	36	0	27	0	31	0	163
2:15	0	25	0	27	0	42	0	23	0	38	0	155
2:30	0	36	0	36	0	31	0	32	1	32	1	167
2:45	0	33	0	44	0	49	0	40	0	30	0	196
3:00	1	26	1	16	0	50	1	34	1	39	4	165
3:15	0	43	0	34	1	47	0	36	0	29	1	189
3:30	0	23	0	33	0	52	0	22	0	27	0	157
3:45	0	26	0	34	0	28	0	25	0	26	0	139
4:00	0	17	0	20	0	25	0	24	0	34	0	120
4:15	1	24	1	25	0	20	1	21	1	26	4	116
4:30	0	12	0	15	0	11	0	20	0	7	0	65
4:45	0	10	0	8	0	19	0	20	0	16	0	73
5:00	0	24	1	16	0	26	0	16	0	21	1	103
5:15	0	18	1	27	0	25	0	19	0	16	1	105
5:30	3	12	1	21	2	23	1	16	1	16	8	88
5:45	4	12	2	13	4	14	2	14	4	10	16	63
6:00	6	11	5	5	6	17	9	3	2	8	28	44
6:15	6	8	6	7	12	11	4	5	4	12	32	43
6:30	12	3	11	7	11	3	10	11	17	6	61	30
6:45	15	5	24	9	22	10	16	9	15	7	92	40
7:00	18	3	10	6	16	2	12	2	15	3	71	16
7:15	22	6	22	8	21	7	18	6	14	3	97	30
7:30	18	7	30	6	17	2	23	3	21	4	109	22
7:45	29	3	29	3	26	2	22	5	36	0	142	13
8:00	28	3	28	2	36	6	23	3	11	4	126	18
8:15	24	3	32	1	30	3	28	0	33	2	147	9
8:30	38	1	29	3	31	3	30	5	38	1	166	13
8:45	45	0	45	0	54	4	58	4	44	1	246	9
9:00	48	1	26	1	45	0	20	0	41	2	180	4
9:15	32	1	44	2	32	1	32	0	19	1	159	5
9:30	29	0	33	2	30	2	24	0	25	1	141	5
9:45	36	0	46	3	50	0	35	0	42	0	209	3
10:00	39	0	47	2	40	0	17	0	33	0	176	2
10:15	42	0	54	0	41	0	31	0	35	0	203	0
10:30	45	0	49	0	37	8	39	1	41	0	211	9
10:45	47	0	52	0	38	0	28	0	52	1	217	1
11:00	41	0	27	0	30	1	24	1	45	0	167	2
11:15	46	0	40	2	53	0	31	0	28	0	198	2
11:30	41	0	27	0	24	1	26	1	28	0	146	2
11:45	24	1	33	0	42	0	27	0	26	0	152	1
Totals	740	686	756	762	751	939	593	666	676	699	3516	3752
Day Total	1426		1518		1690		1259		1375		7268	
AM Pct	51.9%		49.8%		44.4%		47.1%					

Peak Hour
 Peak Volume
 P.H.F

AECOM

7:00-8:00 AM	87	91	80	75	86	84
7:15-8:15 AM	97	109	100	86	82	95
7:30-8:30 AM	99	119	109	96	101	105
7:45-8:45 AM	119	118	123	103	118	116
8:00-9:00 AM	135	134	151	139	126	137

4:00-5:00 PM	63	68	75	85	83	75
4:15-5:15 PM	70	64	76	77	70	71
4:30-5:30 PM	64	66	81	75	60	69
4:45-5:45 PM	64	72	93	71	69	74
5:00-6:00 PM	66	77	88	65	63	72

Client: AECOM
 File Number:
 Route: L-1b
 Location:

Site Ref: L-1b
 Direction: OUT

Count Date	5/16/2022		5/17/2022		5/18/2022		5/19/2022		5/20/2022			
Count Time	AM	PM	AM	PM	AM	PM	AM	PM	AM	PM	AM	PM
0:00	0	36	0	33	0	35	0	22	0	23	0	149
0:15	0	43	0	36	0	42	0	32	2	29	2	182
0:30	0	23	0	19	0	30	1	25	0	31	1	128
0:45	0	24	0	15	1	34	0	18	1	36	2	127
1:00	0	24	0	20	0	22	0	19	0	22	0	107
1:15	0	17	0	19	0	21	0	20	2	20	2	97
1:30	0	20	0	22	0	28	0	20	0	12	0	102
1:45	0	21	0	17	0	30	0	17	0	22	0	107
2:00	0	21	0	20	0	33	0	14	0	22	0	110
2:15	0	19	0	50	0	48	0	21	0	26	0	164
2:30	0	28	0	23	0	25	0	46	0	27	0	149
2:45	0	33	0	36	0	31	0	28	0	29	0	157
3:00	1	24	2	21	0	43	1	23	1	24	5	135
3:15	0	25	0	29	2	39	0	21	0	35	2	149
3:30	0	17	0	34	0	35	0	32	2	26	2	144
3:45	0	32	0	26	0	39	0	25	0	39	0	161
4:00	0	27	0	34	0	39	0	22	0	25	0	147
4:15	0	25	0	19	0	34	0	24	0	35	0	137
4:30	0	22	0	29	0	46	0	34	0	33	0	164
4:45	0	26	0	25	0	27	0	20	0	21	0	119
5:00	0	24	0	26	0	41	0	31	0	20	0	142
5:15	0	17	0	10	0	24	0	30	0	28	0	109
5:30	1	39	0	13	0	31	0	28	0	16	1	127
5:45	2	10	0	21	0	29	0	19	1	21	3	100
6:00	2	10	0	21	3	12	3	19	0	19	8	81
6:15	1	7	1	15	3	14	0	13	0	19	5	68
6:30	1	18	4	15	2	16	0	11	1	16	8	76
6:45	2	7	1	12	4	7	0	9	1	3	8	38
7:00	0	11	1	11	2	9	1	6	1	8	5	45
7:15	3	5	9	8	12	5	2	5	6	1	32	24
7:30	8	7	4	4	6	6	5	6	4	6	27	29
7:45	10	3	12	3	6	6	11	6	10	3	49	21
8:00	5	5	6	1	6	3	8	0	10	1	35	10
8:15	14	1	13	6	9	3	12	3	4	2	52	15
8:30	12	1	12	3	10	1	12	4	4	1	50	10
8:45	12	1	13	4	20	3	14	3	10	4	69	15
9:00	20	3	7	3	22	1	13	2	28	3	90	12
9:15	29	2	21	2	13	3	20	0	20	1	103	8
9:30	28	2	19	5	23	1	21	2	27	1	118	11
9:45	21	0	24	2	20	1	19	0	19	2	103	5
10:00	29	0	30	1	50	0	19	2	25	1	153	4
10:15	37	2	35	0	33	0	28	0	22	0	155	2
10:30	38	0	30	3	29	5	18	0	38	1	153	9
10:45	29	0	34	0	17	0	26	2	33	1	139	3
11:00	32	2	32	0	23	0	25	0	40	4	152	6
11:15	38	2	40	2	44	2	23	2	32	0	177	8
11:30	24	0	31	0	38	2	20	4	40	0	153	6
11:45	38	2	25	0	33	0	28	0	25	0	149	2
Totals	437	688	406	718	431	906	330	690	409	719	2013	3721
Day Total	1125		1124		1337		1020		1128		5734	
AM Pct	38.8%		36.1%		32.2%		32.4%					

Peak Hour
 Peak Volume
 P.H.F

AECOM

7:00-8:00 AM	21	26	26	19	21	23
7:15-8:15 AM	26	31	30	26	30	29
7:30-8:30 AM	37	35	27	36	28	33
7:45-8:45 AM	41	43	31	43	28	37
8:00-9:00 AM	43	44	45	46	28	41

4:00-5:00 PM	100	107	146	100	114	113
4:15-5:15 PM	97	99	148	109	109	112
4:30-5:30 PM	89	90	138	115	102	107
4:45-5:45 PM	106	74	123	109	85	99
5:00-6:00 PM	90	70	125	108	85	96

Client: AECOM
 File Number:
 Route: L-1c
 Location:

Site Ref: L-1c
 Direction: IN

Count Date	5/16/2022		5/17/2022		5/18/2022		5/19/2022		5/20/2022			
Count Time	AM	PM	AM	PM	AM	PM	AM	PM	AM	PM	AM	PM
0:00	0	5	0	2	0	2	0	1	0	0	0	10
0:15	0	2	0	4	0	1	0	4	0	1	0	12
0:30	0	2	0	4	0	3	0	1	0	2	0	12
0:45	0	5	0	2	0	5	0	1	0	0	0	13
1:00	0	1	0	0	0	7	0	1	0	2	0	11
1:15	0	1	0	1	0	2	0	0	0	1	0	5
1:30	0	4	0	1	0	1	0	4	0	2	0	12
1:45	0	4	0	0	0	2	0	2	0	4	0	12
2:00	0	0	0	2	0	1	0	1	0	1	0	5
2:15	0	2	0	2	0	4	0	2	0	3	0	13
2:30	0	1	0	0	0	2	0	1	0	4	0	8
2:45	0	2	0	2	0	0	0	0	0	0	0	4
3:00	0	3	0	1	0	2	0	3	0	2	0	11
3:15	0	0	0	2	0	4	0	5	0	2	0	13
3:30	0	0	0	0	0	1	0	2	0	1	0	4
3:45	0	4	0	0	0	0	0	1	0	3	0	8
4:00	0	0	0	1	0	3	0	2	0	3	0	9
4:15	0	2	0	2	0	3	0	0	0	1	0	8
4:30	0	2	0	1	0	2	0	2	0	1	0	8
4:45	0	0	0	0	0	0	0	2	0	3	0	5
5:00	0	2	0	0	0	0	0	1	0	3	0	6
5:15	0	0	0	2	0	1	0	0	0	1	0	4
5:30	0	0	0	1	0	2	0	0	0	2	0	5
5:45	0	0	0	0	0	1	0	3	0	0	0	4
6:00	1	2	2	1	0	0	0	0	0	0	3	3
6:15	1	1	1	0	2	0	1	0	2	1	7	2
6:30	1	0	1	0	0	2	0	1	2	1	4	4
6:45	1	1	2	1	2	0	1	2	3	0	9	4
7:00	2	0	1	2	2	0	0	0	0	1	5	3
7:15	0	1	2	2	1	1	4	0	0	0	7	4
7:30	1	0	3	1	0	0	2	0	0	0	6	1
7:45	0	0	1	0	3	1	3	0	1	1	8	2
8:00	1	0	2	1	2	1	3	0	1	0	9	2
8:15	2	0	0	0	1	0	1	0	1	0	5	0
8:30	0	0	0	0	1	2	2	0	0	1	3	3
8:45	0	0	4	0	3	1	2	0	3	0	12	1
9:00	1	0	4	0	0	0	4	0	3	0	12	0
9:15	2	0	0	0	0	0	0	0	0	0	2	0
9:30	0	0	3	0	0	1	2	0	2	0	7	1
9:45	1	0	2	0	4	0	3	0	0	0	10	0
10:00	1	0	1	1	2	0	0	0	1	1	5	2
10:15	2	0	3	0	2	2	0	0	2	0	9	2
10:30	3	0	10	0	1	1	0	0	2	0	16	1
10:45	2	0	6	0	2	0	0	0	0	0	10	0
11:00	3	0	3	0	0	0	0	0	2	0	8	0
11:15	2	0	2	0	4	0	0	0	1	0	9	0
11:30	2	0	1	0	0	0	1	0	1	0	5	0
11:45	0	0	2	0	1	0	1	0	2	0	6	0
Totals	29	47	56	39	33	61	30	42	29	48	177	237
Day Total	76		95		94		72		77		414	
AM Pct	38.2%		58.9%		35.1%		41.7%					

Peak Hour
 Peak Volume
 P.H.F

AECOM

7:00-8:00 AM	3	7	6	9	1	5
7:15-8:15 AM	2	8	6	12	2	6
7:30-8:30 AM	4	6	6	9	3	6
7:45-8:45 AM	3	3	7	9	3	5
8:00-9:00 AM	3	6	7	8	5	6

4:00-5:00 PM	4	4	8	6	8	6
4:15-5:15 PM	6	3	5	5	8	5
4:30-5:30 PM	4	3	3	5	8	5
4:45-5:45 PM	2	3	3	3	9	4
5:00-6:00 PM	2	3	4	4	6	4

Client: AECOM
 File Number:
 Route: L-1c
 Location:

Site Ref: L-1c
 Direction: OUT

Count Date	5/16/2022		5/17/2022		5/18/2022		5/19/2022		5/20/2022		AM	PM
Count Time	AM	PM	AM	PM	AM	PM	AM	PM	AM	PM	AM	PM
0:00	0	2	0	1	0	3	0	1	0	3	0	10
0:15	0	0	0	3	0	0	0	1	0	0	0	4
0:30	0	2	0	0	0	1	0	0	0	1	0	4
0:45	0	0	0	1	0	0	0	1	0	0	0	2
1:00	0	2	0	1	1	1	0	1	0	0	1	5
1:15	0	0	0	0	0	0	0	0	0	0	0	0
1:30	0	1	0	0	0	3	0	1	0	0	0	5
1:45	0	1	0	1	0	0	0	1	0	0	0	3
2:00	0	0	0	0	0	0	0	2	0	0	0	2
2:15	0	1	0	0	0	0	0	0	0	1	0	2
2:30	0	1	0	1	0	0	0	0	0	1	0	3
2:45	0	1	0	1	0	2	0	2	0	0	0	6
3:00	0	0	0	1	0	4	0	0	0	0	0	5
3:15	0	2	0	1	0	1	0	0	0	1	0	5
3:30	0	0	0	0	0	0	0	0	0	1	0	1
3:45	0	0	0	0	0	0	0	0	0	1	0	1
4:00	0	2	0	0	0	2	0	2	0	0	0	6
4:15	0	0	0	2	0	1	0	0	0	0	0	3
4:30	0	1	0	2	0	1	0	0	0	3	0	7
4:45	0	0	0	1	0	1	0	0	0	0	0	2
5:00	0	1	0	0	0	0	0	1	0	3	0	5
5:15	0	0	0	1	0	1	0	1	0	0	0	3
5:30	0	2	0	1	0	0	0	1	0	0	0	4
5:45	0	0	0	0	0	0	0	0	0	0	0	0
6:00	0	0	2	1	0	0	0	0	0	1	2	2
6:15	0	0	0	2	0	0	0	0	0	0	0	2
6:30	0	2	0	0	0	1	0	1	0	0	0	4
6:45	0	0	0	1	1	0	0	1	1	0	2	2
7:00	0	0	0	0	0	0	0	0	0	0	0	0
7:15	1	0	2	1	1	0	2	0	0	0	6	1
7:30	0	0	0	0	0	0	0	0	0	0	0	0
7:45	0	1	0	0	1	1	0	0	0	1	1	3
8:00	1	0	0	0	1	0	2	0	1	0	5	0
8:15	0	0	2	0	0	0	0	0	0	2	2	2
8:30	0	0	0	0	0	0	0	0	0	0	0	0
8:45	0	0	0	0	0	1	1	0	1	1	2	2
9:00	1	0	1	0	1	0	0	0	0	0	3	0
9:15	1	0	0	0	0	0	0	0	0	0	1	0
9:30	0	0	0	0	0	0	0	0	1	0	1	0
9:45	1	0	0	0	0	0	2	0	0	0	3	0
10:00	0	0	2	0	0	0	1	0	1	0	4	0
10:15	0	0	0	0	1	3	0	0	1	0	2	3
10:30	2	0	0	0	0	0	0	0	0	0	2	0
10:45	1	1	2	0	0	0	0	1	1	0	4	2
11:00	0	0	0	1	0	2	1	0	0	0	1	3
11:15	0	0	0	0	1	0	0	0	1	0	2	0
11:30	0	0	0	0	1	0	2	0	0	0	3	0
11:45	1	0	1	0	0	0	0	0	0	0	2	0
Totals	9	23	12	24	9	29	11	18	8	20	49	114
Day Total	32		36		38		29		28		163	
AM Pct	28.1%		33.3%		23.7%		37.9%					

Peak Hour
 Peak Volume
 P.H.F

AECOM

7:00-8:00 AM	1	2	2	2	0	1
7:15-8:15 AM	2	2	3	4	1	2
7:30-8:30 AM	1	2	2	2	1	2
7:45-8:45 AM	1	2	2	2	1	2
8:00-9:00 AM	1	2	1	3	2	2

4:00-5:00 PM	3	5	5	2	3	4
4:15-5:15 PM	2	5	3	1	6	3
4:30-5:30 PM	2	4	3	2	6	3
4:45-5:45 PM	3	3	2	3	3	3
5:00-6:00 PM	3	2	1	3	3	2

Client: AECOM
 File Number:
 Route: L-20a
 Location:

Site Ref: L-20a
 Direction: IN

Count Date	5/16/2022		5/17/2022		5/18/2022		5/19/2022		5/20/2022		AM	PM
Count Time	AM	PM	AM	PM	AM	PM	AM	PM	AM	PM	AM	PM
0:00	0	3	0	1	2	2	0	1	0	0	2	7
0:15	0	2	0	3	0	3	0	1	0	3	0	12
0:30	0	4	0	1	0	0	0	0	0	3	0	8
0:45	0	2	0	0	0	0	0	1	0	4	0	7
1:00	0	1	0	2	0	0	0	0	1	2	1	5
1:15	0	0	0	0	0	1	0	0	0	2	0	3
1:30	0	1	0	1	0	0	0	1	0	1	0	4
1:45	0	2	0	1	0	0	0	0	0	0	0	3
2:00	0	1	0	0	0	0	0	0	0	0	0	1
2:15	0	0	0	1	0	0	0	1	0	0	0	2
2:30	0	0	0	0	0	0	0	0	0	0	0	0
2:45	0	1	0	1	1	0	0	2	0	0	1	4
3:00	0	1	0	0	0	0	0	0	0	2	0	3
3:15	0	2	0	1	0	0	0	2	0	0	0	5
3:30	0	0	0	0	0	2	0	2	0	1	0	5
3:45	0	2	0	0	0	6	0	3	0	2	0	13
4:00	0	5	0	0	0	1	0	0	0	0	0	6
4:15	0	1	0	2	0	0	0	0	0	0	0	3
4:30	0	2	0	1	0	2	0	2	0	1	0	8
4:45	0	2	0	2	0	2	0	1	0	1	0	8
5:00	0	2	0	1	0	1	1	1	0	2	1	7
5:15	0	3	0	2	0	3	0	1	0	0	0	9
5:30	1	2	1	1	1	0	1	0	1	1	1	4
5:45	0	2	1	0	0	2	1	1	0	1	2	6
6:00	3	0	2	0	1	1	0	4	2	1	8	6
6:15	1	0	0	3	0	0	1	0	2	0	4	3
6:30	0	2	0	0	2	0	0	1	1	2	3	5
6:45	1	2	0	1	1	1	0	3	1	1	3	8
7:00	2	4	0	0	0	0	0	0	0	0	2	4
7:15	0	1	2	0	3	0	2	2	2	1	9	4
7:30	2	0	1	0	0	0	0	0	0	0	3	0
7:45	0	0	1	1	1	0	2	0	2	0	6	1
8:00	1	0	2	0	0	0	0	0	1	0	4	0
8:15	0	0	1	0	3	0	2	0	0	0	6	0
8:30	4	0	3	0	1	0	1	0	2	0	11	0
8:45	2	0	0	0	5	1	0	0	3	0	10	1
9:00	3	0	0	0	0	0	0	1	1	0	4	1
9:15	3	0	6	2	2	0	0	1	2	0	13	3
9:30	3	0	0	0	6	0	1	0	0	0	10	0
9:45	0	0	4	0	2	0	4	0	3	0	13	0
10:00	3	0	1	0	2	0	1	0	1	0	8	0
10:15	2	0	7	0	4	0	4	0	2	0	19	0
10:30	5	0	3	0	3	0	4	0	5	0	20	0
10:45	2	0	2	0	4	0	0	0	0	0	8	0
11:00	2	0	4	0	2	0	2	0	2	0	12	0
11:15	1	0	2	0	3	0	3	0	1	0	10	0
11:30	2	0	3	0	3	0	2	0	3	0	13	0
11:45	3	1	2	0	5	0	4	0	4	0	18	1
Totals	46	51	48	28	57	28	36	32	42	31	229	170
Day Total	97		76		85		68		73		399	
AM Pct	47.4%		63.2%		67.1%		52.9%					

Peak Hour
 Peak Volume
 P.H.F

AECOM

7:00-8:00 AM	4	4	4	4	4	4
7:15-8:15 AM	3	6	4	4	5	4
7:30-8:30 AM	3	5	4	4	3	4
7:45-8:45 AM	5	7	5	5	5	5
8:00-9:00 AM	7	6	9	3	6	6

4:00-5:00 PM	10	5	5	3	2	5
4:15-5:15 PM	7	6	5	4	4	5
4:30-5:30 PM	9	6	8	5	4	6
4:45-5:45 PM	9	6	6	3	4	6
5:00-6:00 PM	9	4	6	3	4	5

Client: AECOM
 File Number:
 Route: L-20a
 Location:

Site Ref: L-20a
 Direction: OUT

Count Date	5/16/2022		5/17/2022		5/18/2022		5/19/2022		5/20/2022			
Count Time	AM	PM	AM	PM	AM	PM	AM	PM	AM	PM	AM	PM
0:00	0	0	2	0	3	0	0	0	0	1	5	1
0:15	0	0	0	1	0	0	0	2	0	0	0	3
0:30	0	1	0	1	0	0	0	0	3	0	3	2
0:45	0	0	0	0	0	0	0	0	0	0	0	0
1:00	0	0	0	0	0	0	0	3	1	2	1	5
1:15	0	2	0	3	0	0	0	1	0	0	0	6
1:30	0	0	0	0	0	0	0	0	0	1	0	1
1:45	0	0	0	1	0	1	0	0	0	2	0	4
2:00	0	0	0	0	0	0	0	1	0	0	0	1
2:15	0	0	0	1	0	0	0	0	0	0	0	1
2:30	0	1	0	1	3	0	0	1	0	1	3	4
2:45	0	0	0	0	0	0	0	2	0	1	0	3
3:00	0	6	0	5	0	2	0	8	0	7	0	28
3:15	0	1	0	0	0	1	0	1	0	0	0	3
3:30	0	2	0	0	0	0	0	2	0	0	0	4
3:45	0	2	0	0	0	1	0	2	0	0	0	5
4:00	0	0	0	6	0	0	0	3	0	0	0	9
4:15	0	3	0	4	0	1	0	0	0	0	0	8
4:30	0	1	0	1	0	0	0	3	0	2	0	7
4:45	0	0	4	0	0	0	2	4	2	0	8	4
5:00	0	4	1	3	1	3	1	2	0	5	3	17
5:15	3	5	0	4	1	3	2	5	2	2	8	19
5:30	1	3	1	0	3	3	2	2	4	1	11	9
5:45	3	5	1	4	0	0	0	0	2	2	6	11
6:00	3	6	2	3	2	8	1	2	2	3	10	22
6:15	7	2	6	2	6	5	9	5	6	3	34	17
6:30	1	0	0	3	2	3	1	1	2	1	6	8
6:45	0	2	0	2	0	0	1	2	0	2	1	8
7:00	0	0	0	1	2	2	0	4	0	0	2	7
7:15	0	4	2	0	0	0	0	1	0	1	2	6
7:30	0	5	0	3	0	0	0	0	0	0	0	8
7:45	0	2	0	1	0	2	0	3	1	0	1	8
8:00	0	0	0	0	0	0	0	0	0	0	0	0
8:15	1	0	0	3	0	0	1	0	0	0	2	3
8:30	2	3	0	0	0	1	0	0	0	3	2	7
8:45	0	0	0	0	0	0	0	0	0	1	0	1
9:00	0	0	0	1	2	0	0	0	3	0	5	1
9:15	0	1	0	0	0	1	0	0	0	0	0	2
9:30	2	0	0	0	0	2	1	0	0	0	3	2
9:45	0	0	0	0	0	0	0	3	1	0	1	3
10:00	0	0	0	0	0	0	1	0	1	0	2	0
10:15	1	0	0	0	0	1	0	1	2	1	3	3
10:30	0	0	0	0	0	1	0	0	0	4	0	5
10:45	1	0	0	1	0	0	1	0	2	0	4	1
11:00	0	0	1	0	0	0	0	0	0	0	1	0
11:15	1	0	0	1	1	1	1	1	0	0	3	3
11:30	1	0	0	0	1	0	0	0	0	0	2	0
11:45	0	1	0	0	0	0	0	0	4	0	4	1
Totals	27	62	20	56	27	42	24	65	38	46	136	271
Day Total	89		76		69		89		84		407	
AM Pct	30.3%		26.3%		39.1%		27.0%					

Peak Hour
 Peak Volume
 P.H.F

AECOM

7:00-8:00 AM	0	2	2	0	1	1
7:15-8:15 AM	0	2	0	0	1	1
7:30-8:30 AM	1	0	0	1	1	1
7:45-8:45 AM	3	0	0	1	1	1
8:00-9:00 AM	3	0	0	1	0	1

4:00-5:00 PM	4	11	1	10	2	6
4:15-5:15 PM	8	8	4	9	7	7
4:30-5:30 PM	10	8	6	14	9	9
4:45-5:45 PM	12	7	9	13	8	10
5:00-6:00 PM	17	11	9	9	10	11

Client: AECOM
 File Number:
 Route: L-20b
 Location:

Site Ref: L-20b
 Direction: IN

Count Date	5/16/2022		5/17/2022		5/18/2022		5/19/2022		5/20/2022			
Count Time	AM	PM	AM	PM	AM	PM	AM	PM	AM	PM	AM	PM
0:00	0	9	0	8	0	7	0	6	0	11	0	41
0:15	0	7	0	7	0	9	1	3	0	8	1	34
0:30	0	5	0	9	0	12	0	6	0	10	0	42
0:45	0	6	0	9	0	10	0	8	0	7	0	40
1:00	3	6	1	5	1	3	0	6	1	4	6	24
1:15	0	6	1	5	0	15	0	9	0	4	1	39
1:30	0	3	0	3	0	2	1	5	0	6	1	19
1:45	0	6	0	9	0	3	0	5	0	5	0	28
2:00	0	6	0	5	2	3	0	2	0	3	2	19
2:15	0	2	0	5	0	4	0	5	0	9	0	25
2:30	0	4	0	2	0	0	0	3	0	3	0	12
2:45	0	3	0	4	0	7	0	4	0	4	0	22
3:00	0	7	0	1	0	5	0	9	0	5	0	27
3:15	2	6	2	4	2	5	4	4	2	3	12	22
3:30	1	11	1	5	1	6	1	3	1	2	5	27
3:45	3	4	2	1	3	6	2	2	2	4	12	17
4:00	2	2	1	1	1	5	2	5	2	5	8	18
4:15	1	4	2	9	1	2	2	5	2	2	8	22
4:30	1	5	2	4	3	6	2	3	2	4	10	22
4:45	1	10	1	6	1	7	4	6	3	7	10	36
5:00	6	4	3	5	2	9	3	6	5	6	19	30
5:15	6	5	5	8	1	6	1	5	2	2	15	26
5:30	7	3	7	0	10	5	11	0	5	2	40	10
5:45	22	6	20	4	18	3	16	5	17	4	93	22
6:00	18	5	24	6	28	2	33	1	33	5	136	19
6:15	43	5	46	6	41	7	43	10	41	11	214	39
6:30	35	6	34	8	29	7	29	6	27	9	154	36
6:45	26	11	36	5	40	5	32	7	26	2	160	30
7:00	18	6	25	3	21	1	21	5	27	1	112	16
7:15	25	3	27	5	26	13	44	9	30	3	152	33
7:30	39	1	34	8	28	5	26	5	33	3	160	22
7:45	29	1	28	2	30	7	25	1	22	0	134	11
8:00	21	2	35	4	30	5	23	4	24	5	133	20
8:15	43	2	33	2	33	2	35	5	33	2	177	13
8:30	26	1	28	1	38	1	30	0	29	5	151	8
8:45	29	2	41	2	28	1	37	5	31	1	166	11
9:00	33	2	40	2	44	3	31	4	31	1	179	12
9:15	28	0	30	1	26	0	26	1	18	1	128	3
9:30	34	0	24	0	27	2	34	2	22	2	141	6
9:45	36	0	28	0	23	0	18	0	25	2	130	2
10:00	21	0	25	0	11	1	27	2	17	0	101	3
10:15	22	1	20	1	19	1	17	1	14	1	92	5
10:30	10	0	19	0	12	1	17	0	20	0	78	1
10:45	7	2	11	0	14	0	8	0	14	0	54	2
11:00	14	0	5	0	13	0	13	2	6	0	51	2
11:15	8	0	7	0	7	1	9	0	9	0	40	1
11:30	6	0	9	2	5	0	7	0	6	0	33	2
11:45	5	0	6	1	6	0	7	0	9	0	33	1
Totals	631	180	663	178	625	205	642	185	591	174	3152	922
Day Total	811		841		830		827		765		4074	
AM Pct	77.8%		78.8%		75.3%		77.6%					

Peak Hour
 Peak Volume
 P.H.F

AECOM

7:00-8:00 AM	111	114	105	116	112	112
7:15-8:15 AM	114	124	114	118	109	116
7:30-8:30 AM	132	130	121	109	112	121
7:45-8:45 AM	119	124	131	113	108	119
8:00-9:00 AM	119	137	129	125	117	125

4:00-5:00 PM	21	20	20	19	18	20
4:15-5:15 PM	23	24	24	20	19	22
4:30-5:30 PM	24	23	28	20	19	23
4:45-5:45 PM	22	19	27	17	17	20
5:00-6:00 PM	18	17	23	16	14	18

Client: AECOM
 File Number:
 Route: L-20b
 Location:

Site Ref: L-20b
 Direction: OUT

Count Date	5/16/2022		5/17/2022		5/18/2022		5/19/2022		5/20/2022			
Count Time	AM	PM	AM	PM	AM	PM	AM	PM	AM	PM	AM	PM
0:00	0	6	0	5	0	8	4	9	2	6	6	34
0:15	0	9	0	6	0	10	0	9	1	10	1	44
0:30	0	5	0	10	0	6	0	6	0	11	0	38
0:45	0	10	0	6	0	6	0	12	0	13	0	47
1:00	1	10	0	7	0	7	1	7	0	10	2	41
1:15	3	18	3	11	2	9	3	16	3	14	14	68
1:30	0	5	0	10	1	13	0	12	0	12	1	52
1:45	0	13	0	12	0	9	1	9	0	7	1	50
2:00	0	7	0	14	0	6	2	8	0	8	2	43
2:15	0	20	0	9	0	16	1	16	0	11	1	72
2:30	3	11	0	15	0	17	0	12	0	17	3	72
2:45	1	10	0	17	0	20	0	17	1	23	2	87
3:00	0	30	0	32	1	42	0	23	0	27	1	154
3:15	0	40	0	44	0	34	0	37	0	40	0	195
3:30	0	37	0	39	0	34	0	43	0	42	0	195
3:45	0	39	0	42	0	30	0	25	0	24	0	160
4:00	0	29	0	37	0	46	0	30	0	34	0	176
4:15	0	35	0	29	0	33	0	27	0	34	0	158
4:30	0	49	0	45	0	42	0	48	0	31	0	215
4:45	2	44	0	52	2	38	0	46	0	36	4	216
5:00	0	55	0	65	0	45	0	49	0	43	0	257
5:15	0	50	2	59	0	57	0	46	0	36	2	248
5:30	2	41	2	41	2	39	2	44	1	43	9	208
5:45	3	32	0	44	0	31	0	22	0	17	3	146
6:00	2	17	3	20	1	37	3	22	5	32	14	128
6:15	5	41	6	26	10	29	3	42	7	37	31	175
6:30	3	28	6	29	5	24	3	29	4	23	21	133
6:45	7	34	4	28	1	18	3	20	0	20	15	120
7:00	2	18	1	27	7	21	4	24	3	18	17	108
7:15	2	23	1	27	3	21	3	35	6	21	15	127
7:30	3	21	2	28	3	35	6	27	5	34	19	145
7:45	2	30	2	17	1	14	2	24	0	14	7	99
8:00	3	11	0	14	2	18	4	13	6	16	15	72
8:15	2	12	1	10	3	9	0	6	1	11	7	48
8:30	4	6	3	4	2	8	2	12	1	10	12	40
8:45	6	5	0	10	3	17	3	5	1	9	13	46
9:00	1	5	1	3	4	8	0	2	2	5	8	23
9:15	3	4	6	9	4	2	3	6	2	7	18	28
9:30	3	5	4	4	0	7	2	13	6	2	15	31
9:45	4	2	10	9	4	4	6	4	3	10	27	29
10:00	5	4	5	3	4	3	1	6	7	2	22	18
10:15	6	2	4	2	5	4	9	0	4	3	28	11
10:30	5	0	6	2	3	1	9	1	2	2	25	6
10:45	5	7	2	3	6	2	6	3	7	1	26	16
11:00	5	0	6	0	10	0	5	4	7	1	33	5
11:15	6	1	4	0	8	0	4	1	4	1	26	3
11:30	3	2	6	3	9	5	4	3	3	0	25	13
11:45	2	2	3	2	4	4	8	1	4	1	21	10
Totals	104	885	93	931	110	889	107	876	98	829	512	4410
Day Total	989		1024		999		983		927		4922	
AM Pct	10.5%		9.1%		11.0%		10.9%					

Peak Hour
 Peak Volume
 P.H.F

AECOM

7:00-8:00 AM	9	6	14	15	14	12
7:15-8:15 AM	10	5	9	15	17	11
7:30-8:30 AM	10	5	9	12	12	10
7:45-8:45 AM	11	6	8	8	8	8
8:00-9:00 AM	15	4	10	9	9	9

4:00-5:00 PM	157	163	159	151	135	153
4:15-5:15 PM	183	191	158	170	144	169
4:30-5:30 PM	198	221	182	189	146	187
4:45-5:45 PM	190	217	179	185	158	186
5:00-6:00 PM	178	209	172	161	139	172

Client: AECOM
 File Number:
 Route: L-2a
 Location:

Site Ref: L-2a
 Direction: IN

Count Date	5/16/2022		5/17/2022		5/18/2022		5/19/2022		5/20/2022		AM	PM
Count Time	AM	PM	AM	PM	AM	PM	AM	PM	AM	PM	AM	PM
0:00	0	9	1	15	0	13	1	7	1	15	3	59
0:15	1	8	1	9	1	10	1	13	1	10	5	50
0:30	0	6	0	11	0	16	0	13	0	10	0	56
0:45	1	14	0	17	0	15	0	14	1	7	2	67
1:00	0	8	0	6	0	16	0	12	0	8	0	50
1:15	0	4	1	3	2	4	0	11	0	10	3	32
1:30	1	10	0	12	0	13	1	6	1	9	3	50
1:45	0	10	1	6	0	11	0	9	0	8	1	44
2:00	0	2	3	4	1	6	0	11	1	4	5	27
2:15	0	3	0	5	0	8	0	8	0	6	0	30
2:30	0	4	1	3	1	3	0	16	0	5	2	31
2:45	1	10	0	6	0	9	0	7	1	8	2	40
3:00	0	2	0	7	0	11	0	7	0	8	0	35
3:15	0	11	0	3	0	8	1	10	1	4	2	36
3:30	2	3	1	6	2	11	2	2	2	6	9	28
3:45	1	9	1	7	0	11	2	11	3	6	7	44
4:00	2	8	0	8	4	11	2	3	0	2	8	32
4:15	0	2	2	5	1	4	1	2	0	5	4	18
4:30	6	2	8	1	7	8	4	5	6	10	31	26
4:45	9	10	9	5	10	7	8	8	9	7	45	37
5:00	5	6	13	7	5	2	9	4	8	5	40	24
5:15	15	4	17	8	13	7	17	9	12	1	74	29
5:30	26	2	21	8	21	5	17	8	22	4	107	27
5:45	24	7	37	7	36	5	29	7	28	3	154	29
6:00	28	2	31	5	30	3	17	3	26	2	132	15
6:15	49	1	59	0	56	6	56	7	40	4	260	18
6:30	71	2	68	1	78	2	77	4	67	5	361	14
6:45	72	3	103	1	76	6	78	2	77	2	406	14
7:00	49	0	47	3	44	3	44	1	29	1	213	8
7:15	65	1	57	0	41	0	39	2	57	2	259	5
7:30	58	2	49	2	56	2	48	3	36	3	247	12
7:45	71	1	60	1	48	1	57	3	45	1	281	7
8:00	42	1	49	1	39	0	41	0	31	1	202	3
8:15	45	0	44	1	44	1	40	2	33	0	206	4
8:30	45	0	55	1	56	1	39	4	35	2	230	8
8:45	60	0	45	0	40	1	36	0	39	0	220	1
9:00	32	2	44	0	28	0	32	0	23	2	159	4
9:15	14	0	20	0	28	1	16	0	14	1	92	2
9:30	14	0	19	0	24	1	18	1	18	1	93	3
9:45	8	1	16	1	24	0	27	0	19	0	94	2
10:00	13	1	15	0	17	0	7	1	12	0	64	2
10:15	8	0	17	0	15	0	13	1	15	0	68	1
10:30	9	1	14	0	10	1	6	1	10	1	49	4
10:45	15	0	14	0	15	0	13	1	11	2	68	3
11:00	10	0	11	0	11	0	9	0	10	0	51	0
11:15	7	0	8	0	7	2	6	1	6	0	34	3
11:30	9	1	8	0	18	0	15	0	14	2	64	3
11:45	12	0	8	2	19	1	10	0	16	0	65	3
Totals	900	173	978	188	928	246	839	240	780	193	4425	1040
Day Total	1073		1166		1174		1079		973		5465	
AM Pct	83.9%		83.9%		79.0%		77.8%					

Peak Hour
 Peak Volume
 P.H.F

AECOM

7:00-8:00 AM	243	213	189	188	167	200
7:15-8:15 AM	236	215	184	185	169	198
7:30-8:30 AM	216	202	187	186	145	187
7:45-8:45 AM	203	208	187	177	144	184
8:00-9:00 AM	192	193	179	156	138	172

4:00-5:00 PM	22	19	30	18	24	23
4:15-5:15 PM	20	18	21	19	27	21
4:30-5:30 PM	22	21	24	26	23	23
4:45-5:45 PM	22	28	21	29	17	23
5:00-6:00 PM	19	30	19	28	13	22

Client: AECOM
 File Number:
 Route: L-2a
 Location:

Site Ref: L-2a
 Direction: OUT

Count Date	5/16/2022		5/17/2022		5/18/2022		5/19/2022		5/20/2022		AM	PM
Count Time	AM	PM	AM	PM	AM	PM	AM	PM	AM	PM	AM	PM
0:00	3	13	0	23	2	10	1	8	2	16	8	70
0:15	0	11	2	15	2	10	3	12	1	18	8	66
0:30	3	15	2	10	1	16	2	10	0	12	8	63
0:45	1	10	0	14	0	14	0	11	0	8	1	57
1:00	0	17	0	15	1	27	0	11	1	10	2	80
1:15	0	12	2	11	0	16	0	15	0	10	2	64
1:30	0	21	0	23	1	27	0	23	0	20	1	114
1:45	0	9	0	20	1	17	1	14	0	17	2	77
2:00	1	22	1	18	1	31	0	19	1	22	4	112
2:15	0	13	1	19	1	23	1	14	1	16	4	85
2:30	0	28	0	36	0	39	0	44	1	39	1	186
2:45	0	35	0	13	0	19	0	25	0	15	0	107
3:00	0	28	2	27	0	27	0	23	0	25	2	130
3:15	0	24	0	27	0	23	0	28	0	22	0	124
3:30	1	47	0	61	1	45	0	49	0	40	2	242
3:45	0	30	0	31	0	34	0	30	0	24	0	149
4:00	0	47	0	46	2	45	2	44	0	43	4	225
4:15	0	45	0	43	0	46	0	31	0	48	0	213
4:30	0	44	0	40	1	51	0	49	0	42	1	226
4:45	1	51	2	47	0	37	0	46	0	42	3	223
5:00	0	53	0	67	0	54	0	65	0	43	0	282
5:15	0	44	2	59	0	64	0	44	0	54	2	265
5:30	1	49	3	63	1	44	1	54	1	43	7	253
5:45	0	29	0	35	2	41	1	27	1	36	4	168
6:00	2	32	0	34	1	38	1	26	2	31	6	161
6:15	0	28	3	29	0	39	2	31	1	14	6	141
6:30	2	21	2	26	3	28	3	29	1	27	11	131
6:45	2	17	1	16	4	27	3	27	2	12	12	99
7:00	3	17	5	18	4	16	2	26	5	14	19	91
7:15	15	20	5	14	7	15	9	22	0	17	36	88
7:30	4	34	5	32	3	43	6	32	6	42	24	183
7:45	4	24	5	36	11	23	6	22	4	22	30	127
8:00	8	16	2	13	5	20	4	16	3	13	22	78
8:15	1	7	7	9	5	12	9	18	2	8	24	54
8:30	5	4	5	12	0	8	5	22	3	7	18	53
8:45	4	3	6	3	3	5	5	4	5	0	23	15
9:00	3	2	9	1	10	4	6	3	7	3	35	13
9:15	6	1	10	1	11	3	2	2	16	1	45	8
9:30	3	1	9	5	3	3	3	3	6	5	24	17
9:45	7	1	6	2	3	1	5	2	11	0	32	6
10:00	5	1	8	1	3	1	3	1	10	0	29	4
10:15	1	0	6	3	6	5	9	0	3	0	25	8
10:30	5	3	7	3	10	1	4	2	6	1	32	10
10:45	9	1	5	0	3	0	5	4	4	3	26	8
11:00	3	1	7	0	18	0	4	0	7	1	39	2
11:15	8	1	8	1	8	2	7	3	11	3	42	10
11:30	8	1	12	2	14	1	8	0	11	3	53	7
11:45	6	2	6	3	7	5	13	0	9	2	41	12
Totals	125	935	156	1027	159	1060	136	991	144	894	720	4907
Day Total	1060		1183		1219		1127		1038		5627	
AM Pct	11.8%		13.2%		13.0%		12.1%					

Peak Hour
 Peak Volume
 P.H.F

AECOM

7:00-8:00 AM	26	20	25	23	15	22
7:15-8:15 AM	31	17	26	25	13	22
7:30-8:30 AM	17	19	24	25	15	20
7:45-8:45 AM	18	19	21	24	12	19
8:00-9:00 AM	18	20	13	23	13	17

4:00-5:00 PM	187	176	179	170	175	177
4:15-5:15 PM	193	197	188	191	175	189
4:30-5:30 PM	192	213	206	204	181	199
4:45-5:45 PM	197	236	199	209	182	205
5:00-6:00 PM	175	224	203	190	176	194

Client: AECOM
 File Number:
 Route: L-3b
 Location:

Site Ref: L-3b
 Direction: IN

Count Date	5/16/2022		5/17/2022		5/18/2022		5/19/2022		5/20/2022			
Count Time	AM	PM	AM	PM	AM	PM	AM	PM	AM	PM	AM	PM
0:00	0	4	0	1	1	1	0	2	0	4	1	12
0:15	0	3	0	2	0	3	1	2	0	7	1	17
0:30	0	2	1	0	0	2	0	3	0	2	1	9
0:45	0	4	0	1	0	2	0	3	0	2	0	12
1:00	0	0	2	2	2	1	0	2	0	2	4	7
1:15	0	6	0	3	0	3	0	3	0	3	0	18
1:30	0	3	0	3	0	5	0	3	0	5	0	19
1:45	0	5	0	3	0	3	0	8	0	2	0	21
2:00	0	3	0	4	0	2	0	2	0	4	0	15
2:15	0	5	0	10	0	7	0	9	0	5	0	36
2:30	0	2	0	3	0	0	0	3	0	4	0	12
2:45	0	4	1	3	1	4	0	6	0	2	2	19
3:00	0	2	0	2	2	8	0	4	0	2	2	18
3:15	1	1	0	0	0	4	0	4	0	5	1	14
3:30	0	7	0	1	0	3	2	8	2	5	4	24
3:45	0	6	2	10	3	5	1	5	2	5	8	31
4:00	1	2	2	3	1	5	2	2	1	1	7	13
4:15	3	3	0	3	0	2	0	3	0	5	3	16
4:30	5	3	4	3	2	6	3	1	3	4	17	17
4:45	8	7	9	3	8	4	8	5	11	4	44	23
5:00	4	6	4	7	4	5	4	6	3	4	19	28
5:15	5	3	7	5	4	2	5	5	3	7	24	22
5:30	2	3	11	9	5	5	8	6	3	6	29	29
5:45	9	1	5	3	5	3	9	3	5	0	33	10
6:00	15	1	17	4	8	0	11	7	4	2	55	14
6:15	16	8	19	3	27	4	25	7	22	1	109	23
6:30	38	1	43	2	42	6	26	1	25	4	174	14
6:45	17	9	20	7	20	3	17	2	13	4	87	25
7:00	4	0	5	4	4	3	2	2	4	5	19	14
7:15	6	1	8	1	8	0	3	1	8	4	33	7
7:30	11	0	7	0	8	6	7	1	4	2	37	9
7:45	7	0	7	2	5	1	7	1	6	0	32	4
8:00	9	1	8	1	3	2	6	0	1	0	27	4
8:15	2	3	5	0	3	3	2	3	2	3	14	12
8:30	5	0	4	1	7	2	4	2	3	3	23	8
8:45	5	0	6	1	2	1	3	1	5	0	21	3
9:00	1	1	1	1	3	0	7	0	3	0	15	2
9:15	3	0	2	0	5	0	1	1	3	0	14	1
9:30	3	2	4	0	1	0	2	1	3	1	13	4
9:45	0	1	4	0	2	0	2	0	1	0	9	1
10:00	1	0	2	0	3	0	2	2	6	1	14	3
10:15	3	0	1	0	2	0	1	1	2	0	9	1
10:30	1	0	5	0	3	3	5	0	2	2	16	5
10:45	5	0	6	0	3	1	6	0	4	0	24	1
11:00	6	0	2	1	1	1	0	0	2	1	11	3
11:15	2	0	1	0	2	0	4	0	3	1	12	1
11:30	4	1	1	0	6	0	2	0	8	0	21	1
11:45	1	0	6	0	4	2	1	1	6	0	18	3
Totals	203	114	232	112	210	123	189	132	173	124	1007	605
Day Total	317		344		333		321		297		1612	
AM Pct	64.0%		67.4%		63.1%		58.9%					

Peak Hour
 Peak Volume
 P.H.F

AECOM

7:00-8:00 AM	28	27	25	19	22	24
7:15-8:15 AM	33	30	24	23	19	26
7:30-8:30 AM	29	27	19	22	13	22
7:45-8:45 AM	23	24	18	19	12	19
8:00-9:00 AM	21	23	15	15	11	17

4:00-5:00 PM	15	12	17	11	14	14
4:15-5:15 PM	19	16	17	15	17	17
4:30-5:30 PM	19	18	17	17	19	18
4:45-5:45 PM	19	24	16	22	21	20
5:00-6:00 PM	13	24	15	20	17	18

Client: AECOM
 File Number:
 Route: L-3b
 Location:

Site Ref: L-3b
 Direction: OUT

Count Date	5/16/2022		5/17/2022		5/18/2022		5/19/2022		5/20/2022		AM	PM
Count Time	AM	PM	AM	PM	AM	PM	AM	PM	AM	PM	AM	PM
0:00	0	5	0	4	1	3	3	3	2	6	6	21
0:15	0	5	0	1	1	3	1	6	2	4	4	19
0:30	2	5	0	2	2	2	0	2	0	2	4	13
0:45	4	7	0	1	0	3	2	2	0	5	6	18
1:00	0	4	0	2	1	7	1	6	0	6	2	25
1:15	0	3	0	4	0	1	0	4	0	4	0	16
1:30	0	14	0	16	0	11	0	8	0	10	0	59
1:45	1	8	1	12	0	11	0	10	0	9	2	50
2:00	0	6	2	8	0	4	2	7	1	8	5	33
2:15	0	4	0	11	1	2	1	10	1	1	3	28
2:30	0	9	0	3	1	8	0	8	0	10	1	38
2:45	0	6	0	5	0	4	0	8	0	6	0	29
3:00	0	2	0	3	1	11	0	6	0	3	1	25
3:15	0	9	0	12	1	12	0	11	0	14	1	58
3:30	0	4	0	2	0	9	0	12	0	8	0	35
3:45	0	4	0	5	1	7	1	8	0	9	2	33
4:00	0	6	0	12	1	4	0	14	0	9	1	45
4:15	0	7	0	7	1	3	0	7	0	7	1	31
4:30	1	21	2	9	0	6	0	3	1	9	4	48
4:45	0	10	0	4	1	4	0	11	2	7	3	36
5:00	0	13	0	6	1	6	0	5	0	8	1	38
5:15	0	6	1	6	0	13	0	11	0	6	1	42
5:30	1	6	2	12	2	11	1	6	1	10	7	45
5:45	1	7	1	5	0	6	2	11	1	7	5	36
6:00	1	6	2	7	0	13	1	4	1	7	5	37
6:15	1	6	1	9	2	3	3	7	1	3	8	28
6:30	3	4	0	4	2	4	4	6	0	4	9	22
6:45	3	3	8	4	4	3	2	9	1	5	18	24
7:00	0	5	5	5	5	3	3	5	3	10	16	28
7:15	2	4	8	10	5	4	2	8	2	10	19	36
7:30	7	23	10	27	15	28	2	23	4	19	38	120
7:45	8	12	9	10	8	17	9	17	1	9	35	65
8:00	8	9	10	3	2	6	7	8	2	10	29	36
8:15	2	1	3	2	3	4	4	7	2	1	14	15
8:30	7	2	6	5	7	5	5	2	0	3	25	17
8:45	5	0	5	2	3	1	3	2	5	3	21	8
9:00	4	0	7	1	2	4	8	3	3	1	24	9
9:15	2	3	2	3	5	1	3	1	3	2	15	10
9:30	2	3	2	4	5	1	4	1	6	0	19	9
9:45	5	0	7	1	2	0	2	0	1	1	17	2
10:00	2	2	3	3	1	4	3	1	6	0	15	10
10:15	3	2	3	1	3	0	1	4	1	2	11	9
10:30	2	3	3	1	6	2	3	2	3	1	17	9
10:45	1	3	5	2	1	4	6	0	2	1	15	10
11:00	6	2	7	2	6	0	5	1	5	3	29	8
11:15	1	1	2	2	1	2	1	2	2	4	7	11
11:30	5	1	2	0	4	1	3	4	7	1	21	7
11:45	2	2	4	0	6	0	1	0	4	2	17	4
Totals	92	268	123	260	114	261	99	296	76	270	504	1355
Day Total	360		383		375		395		346		1859	
AM Pct	25.6%		32.1%		30.4%		25.1%					

Peak Hour
 Peak Volume
 P.H.F

AECOM

7:00-8:00 AM	17	32	33	16	10	22
7:15-8:15 AM	25	37	30	20	9	24
7:30-8:30 AM	25	32	28	22	9	23
7:45-8:45 AM	25	28	20	25	5	21
8:00-9:00 AM	22	24	15	19	9	18

4:00-5:00 PM	44	32	17	35	32	32
4:15-5:15 PM	51	26	19	26	31	31
4:30-5:30 PM	50	25	29	30	30	33
4:45-5:45 PM	35	28	34	33	31	32
5:00-6:00 PM	32	29	36	33	31	32

Client: AECOM
 File Number:
 Route: L-9a
 Location:

Site Ref: L-9a
 Direction: IN

Count Date Count Time	5/16/2022		5/17/2022		5/18/2022		5/19/2022		5/20/2022		AM	PM
	AM	PM	AM	PM	AM	PM	AM	PM	AM	PM		
0:00	0	0	0	1	0	0	0	0	0	1	0	2
0:15	0	0	0	0	0	0	0	1	0	0	0	1
0:30	0	0	0	0	0	0	0	0	0	0	0	0
0:45	0	0	0	1	0	1	0	0	0	1	0	3
1:00	0	2	0	1	0	3	0	3	0	1	0	10
1:15	0	1	0	1	0	0	0	1	0	1	0	4
1:30	0	0	0	0	0	0	0	1	0	0	0	1
1:45	0	1	0	1	0	0	0	0	0	0	0	2
2:00	0	1	0	0	0	0	0	1	0	0	0	2
2:15	0	0	0	0	0	0	0	1	0	0	0	1
2:30	0	1	1	0	0	0	0	0	0	0	1	1
2:45	0	0	0	0	0	0	0	0	0	0	0	0
3:00	1	2	0	2	0	2	1	3	0	2	2	11
3:15	0	1	0	1	0	0	1	0	0	1	1	2
3:30	0	0	0	0	0	0	0	0	0	0	0	0
3:45	0	0	0	0	3	1	0	0	0	1	3	2
4:00	0	0	1	0	1	1	4	2	1	1	7	4
4:15	0	1	0	0	0	0	0	0	1	0	1	1
4:30	0	0	0	2	0	0	0	0	0	0	0	2
4:45	0	0	1	0	1	0	1	0	0	0	3	0
5:00	1	0	0	0	0	0	0	0	2	0	3	0
5:15	0	0	0	0	0	0	0	0	0	0	0	0
5:30	0	0	0	0	0	0	0	0	0	0	0	0
5:45	0	0	2	0	0	0	1	0	0	0	3	0
6:00	0	0	0	0	1	0	1	0	0	0	2	0
6:15	1	0	1	0	0	0	0	0	1	1	3	1
6:30	2	0	2	0	1	0	1	0	1	0	7	0
6:45	0	0	1	1	1	0	0	0	1	0	3	1
7:00	1	0	1	0	0	0	1	0	0	0	3	0
7:15	1	0	1	0	0	0	1	0	1	0	4	0
7:30	0	0	0	1	0	0	0	0	0	0	0	1
7:45	0	0	1	0	0	0	1	0	0	0	2	0
8:00	0	0	0	0	0	0	1	0	0	0	1	0
8:15	0	1	1	1	0	1	1	1	0	1	2	5
8:30	0	2	1	3	1	6	1	3	0	2	3	16
8:45	0	2	0	0	1	1	0	2	1	2	2	7
9:00	0	1	0	3	2	1	0	2	0	1	2	8
9:15	0	2	0	1	1	0	1	1	1	0	3	4
9:30	0	2	0	1	2	1	1	1	1	1	4	6
9:45	1	2	1	1	0	0	2	0	0	1	4	4
10:00	0	0	1	1	3	1	0	1	2	0	6	3
10:15	3	0	2	0	3	0	2	0	1	0	11	0
10:30	3	1	4	0	3	0	5	0	3	0	18	1
10:45	2	0	1	0	2	0	2	0	0	0	7	0
11:00	0	0	1	0	1	0	0	0	1	0	3	0
11:15	0	0	0	0	0	0	1	0	0	0	1	0
11:30	0	0	1	0	0	0	0	0	0	0	1	0
11:45	2	0	1	2	0	1	0	0	1	1	4	4
Totals	18	23	26	25	27	20	30	24	19	18	120	110
Day Total	41		51		47		54		37		230	
AM Pct	43.9%		51.0%		57.4%		55.6%					

Peak Hour
 Peak Volume
 P.H.F

AECOM

7:00-8:00 AM	2	3	0	3	1	2
7:15-8:15 AM	1	2	0	3	1	1
7:30-8:30 AM	0	2	0	3	0	1
7:45-8:45 AM	0	3	1	4	0	2
8:00-9:00 AM	0	2	2	3	1	2

4:00-5:00 PM	1	2	1	2	1	1
4:15-5:15 PM	1	2	0	0	0	1
4:30-5:30 PM	0	2	0	0	0	0
4:45-5:45 PM	0	0	0	0	0	0
5:00-6:00 PM	0	0	0	0	0	0

Client: AECOM
 File Number:
 Route: L-9a
 Location:

Site Ref: L-9a
 Direction: OUT

Count Date	5/16/2022		5/17/2022		5/18/2022		5/19/2022		5/20/2022			
Count Time	AM	PM	AM	PM	AM	PM	AM	PM	AM	PM	AM	PM
0:00	0	1	0	0	0	0	0	0	0	0	0	1
0:15	0	0	0	0	0	1	0	2	0	0	0	3
0:30	0	0	0	2	0	0	0	0	0	0	0	2
0:45	0	0	0	1	1	0	0	0	0	0	1	1
1:00	0	1	0	0	0	0	1	0	0	1	1	2
1:15	0	1	0	0	0	1	0	2	0	1	0	5
1:30	0	1	0	1	0	0	0	0	0	1	0	3
1:45	0	3	0	3	0	2	0	3	0	3	0	14
2:00	0	1	0	2	0	3	0	2	0	2	0	10
2:15	0	3	0	1	0	3	0	4	0	0	0	11
2:30	0	1	0	1	0	0	0	0	0	0	0	2
2:45	0	0	0	1	0	0	0	0	0	0	0	1
3:00	0	0	0	0	0	1	1	1	0	0	1	2
3:15	0	0	0	1	0	0	0	0	0	1	0	2
3:30	0	1	0	0	0	1	1	0	0	0	1	2
3:45	0	0	0	0	0	0	0	0	0	0	0	0
4:00	0	0	0	0	1	0	1	0	0	0	2	0
4:15	0	0	0	1	0	1	0	1	0	0	0	3
4:30	0	1	1	0	0	1	1	1	0	2	2	5
4:45	0	0	0	0	0	1	1	0	1	0	2	1
5:00	0	0	0	2	1	0	0	0	1	1	2	3
5:15	0	1	0	0	1	0	0	0	1	0	2	1
5:30	0	0	0	0	0	1	1	1	0	1	1	3
5:45	3	1	3	1	3	0	4	0	2	0	15	2
6:00	3	0	2	0	3	0	2	0	3	0	13	0
6:15	0	1	1	1	0	1	0	1	0	2	1	6
6:30	1	0	1	0	0	0	0	1	1	0	3	1
6:45	0	0	2	0	1	0	2	0	0	0	5	0
7:00	1	0	1	0	0	0	1	0	2	0	5	0
7:15	0	0	0	0	0	0	1	0	0	0	1	0
7:30	0	0	1	0	0	0	0	1	0	0	1	1
7:45	0	0	1	0	1	0	0	0	0	0	2	0
8:00	0	0	1	0	0	0	0	0	0	0	1	0
8:15	0	0	0	0	0	1	1	0	1	0	2	1
8:30	0	0	1	0	2	0	2	0	1	0	6	0
8:45	2	1	3	0	2	0	1	0	1	0	9	1
9:00	0	0	0	1	1	0	0	0	1	1	2	2
9:15	0	1	0	0	1	1	1	0	0	0	2	2
9:30	0	1	0	1	4	0	1	2	0	0	5	4
9:45	0	2	0	1	2	1	0	1	0	0	2	5
10:00	0	0	0	0	2	0	0	0	0	0	2	0
10:15	1	0	1	0	0	0	0	0	0	0	2	0
10:30	1	0	3	0	2	0	1	1	1	0	8	1
10:45	2	0	1	0	1	0	2	0	2	1	8	1
11:00	0	0	1	0	0	1	0	0	0	0	1	1
11:15	0	2	1	0	0	0	0	0	0	0	1	2
11:30	2	0	2	0	0	0	2	0	1	0	7	0
11:45	1	0	2	2	1	0	0	0	1	0	5	2
Totals	17	24	29	23	30	21	28	24	20	17	124	109
Day Total	41		52		51		52		37		233	
AM Pct	41.5%		55.8%		58.8%		53.8%					

Peak Hour
 Peak Volume
 P.H.F

AECOM

7:00-8:00 AM	1	3	1	2	2	2
7:15-8:15 AM	0	3	1	1	0	1
7:30-8:30 AM	0	3	1	1	1	1
7:45-8:45 AM	0	3	3	3	2	2
8:00-9:00 AM	2	5	4	4	3	4

4:00-5:00 PM	1	1	3	2	2	2
4:15-5:15 PM	1	3	3	2	3	2
4:30-5:30 PM	2	2	2	1	3	2
4:45-5:45 PM	1	2	2	1	2	2
5:00-6:00 PM	2	3	1	1	2	2

Client: AECOM
 File Number:
 Route: PS-1a
 Location:

Site Ref: PS-1a
 Direction: IN

Count Date	5/16/2022		5/17/2022		5/18/2022		5/19/2022		5/20/2022		AM	PM
Count Time	AM	PM	AM	PM	AM	PM	AM	PM	AM	PM	AM	PM
0:00	4	4	2	3	4	4	3	8	0	6	13	25
0:15	5	4	0	4	5	8	3	6	4	11	17	33
0:30	1	3	3	7	2	7	2	7	3	6	11	30
0:45	4	3	1	7	2	5	4	5	1	9	12	29
1:00	2	7	11	9	12	7	8	8	10	3	43	34
1:15	0	9	3	7	1	10	3	11	3	11	10	48
1:30	0	14	1	7	3	13	1	17	1	17	6	68
1:45	0	9	1	12	3	7	1	14	8	11	13	53
2:00	0	7	4	11	2	7	2	8	0	12	8	45
2:15	0	5	0	5	1	7	3	5	1	24	5	46
2:30	0	13	2	17	0	17	0	14	0	18	2	79
2:45	0	6	2	6	0	5	3	9	0	13	5	39
3:00	0	11	0	16	1	12	0	16	0	8	1	63
3:15	3	15	0	18	0	17	2	26	0	8	5	84
3:30	1	16	0	22	0	14	0	22	0	33	1	107
3:45	1	15	1	12	2	24	0	11	3	12	7	74
4:00	0	19	0	11	0	13	0	22	1	26	1	91
4:15	0	6	0	19	3	22	1	19	0	19	4	85
4:30	3	20	6	12	10	13	6	22	10	9	35	76
4:45	3	16	2	14	4	19	1	11	0	18	10	78
5:00	3	19	0	15	3	15	0	25	0	30	6	104
5:15	0	20	1	25	2	24	0	23	0	16	3	108
5:30	0	15	0	21	1	26	1	23	0	11	2	96
5:45	1	12	1	8	3	25	1	18	1	12	7	75
6:00	3	10	2	9	2	15	1	27	6	12	14	73
6:15	0	11	1	17	1	19	2	17	1	12	5	76
6:30	4	10	6	13	9	16	4	10	3	6	26	55
6:45	7	10	14	18	9	25	3	11	2	12	35	76
7:00	23	6	24	12	20	10	19	14	20	7	106	49
7:15	8	11	25	18	16	13	15	11	18	4	82	57
7:30	21	9	26	21	30	14	17	11	21	19	115	74
7:45	11	9	9	14	8	14	6	19	5	11	39	67
8:00	4	5	7	9	0	7	3	6	5	7	19	34
8:15	3	8	3	9	6	7	1	2	2	3	15	29
8:30	1	2	3	7	2	1	2	2	1	3	9	15
8:45	1	3	4	3	2	4	4	7	4	1	15	18
9:00	3	2	4	6	1	3	4	7	3	10	15	28
9:15	2	3	1	4	2	2	7	5	4	3	16	17
9:30	4	8	0	7	3	2	3	4	5	1	15	22
9:45	4	3	3	6	6	7	1	3	3	3	17	22
10:00	2	9	2	10	2	1	3	9	1	6	10	35
10:15	5	4	3	12	1	4	2	3	2	1	13	24
10:30	4	7	5	14	14	7	4	5	2	2	29	35
10:45	2	3	4	3	3	4	5	2	5	2	19	14
11:00	1	7	4	12	1	13	4	9	8	6	18	47
11:15	2	3	12	3	4	12	8	4	7	5	33	27
11:30	5	6	11	11	4	8	7	10	5	7	32	42
11:45	4	1	2	4	6	2	8	2	7	3	27	12
Totals	155	418	216	530	216	531	178	550	186	489	951	2518
Day Total	573		746		747		728		675		3469	
AM Pct	27.1%		29.0%		28.9%		24.5%					

Peak Hour
 Peak Volume
 P.H.F

AECOM

7:00-8:00 AM	63	84	74	57	64	68
7:15-8:15 AM	44	67	54	41	49	51
7:30-8:30 AM	39	45	44	27	33	38
7:45-8:45 AM	19	22	16	12	13	16
8:00-9:00 AM	9	17	10	10	12	12

4:00-5:00 PM	61	56	67	74	72	66
4:15-5:15 PM	61	60	69	77	76	69
4:30-5:30 PM	75	66	71	81	73	73
4:45-5:45 PM	70	75	84	82	75	77
5:00-6:00 PM	66	69	90	89	69	77

Client: AECOM
 File Number:
 Route: PS-1a
 Location:

Site Ref: PS-1a
 Direction: OUT

Count Date	5/16/2022		5/17/2022		5/18/2022		5/19/2022		5/20/2022			
Count Time	AM	PM	AM	PM	AM	PM	AM	PM	AM	PM	AM	PM
0:00	0	5	0	10	1	8	0	8	1	1	2	32
0:15	0	15	0	11	0	5	4	11	0	7	4	49
0:30	1	5	0	6	1	5	0	15	0	15	2	46
0:45	1	5	0	13	1	19	3	13	0	27	5	77
1:00	0	9	0	10	3	9	0	18	1	11	4	57
1:15	0	10	0	2	1	11	0	13	2	12	3	48
1:30	0	7	0	2	0	9	0	7	0	4	0	29
1:45	0	4	0	20	0	19	0	10	1	14	1	67
2:00	0	4	0	16	1	20	0	8	0	7	1	55
2:15	0	10	0	14	2	23	0	13	1	14	3	74
2:30	0	12	0	11	0	3	0	19	0	5	0	50
2:45	0	9	0	11	0	10	0	14	0	10	0	54
3:00	3	3	0	3	0	7	0	12	0	2	3	27
3:15	1	11	1	10	1	11	4	9	2	3	9	44
3:30	4	12	9	9	1	2	1	28	2	15	17	66
3:45	3	13	1	18	5	16	1	20	5	9	15	76
4:00	2	18	2	15	1	7	4	18	1	15	10	73
4:15	2	12	7	10	1	20	4	16	8	4	22	62
4:30	3	4	3	6	5	10	11	12	4	8	26	40
4:45	12	4	5	10	11	5	5	7	7	4	40	30
5:00	5	7	8	9	9	2	8	5	10	5	40	28
5:15	8	4	8	7	10	10	7	8	8	0	41	29
5:30	11	4	21	8	9	7	15	5	10	5	66	29
5:45	18	2	22	13	34	2	19	5	18	9	111	31
6:00	26	10	32	11	31	9	35	12	30	8	154	50
6:15	28	27	35	15	27	24	35	12	29	6	154	84
6:30	20	7	36	17	37	11	39	19	34	12	166	66
6:45	16	8	31	21	22	8	28	5	26	5	123	47
7:00	14	6	30	9	15	5	24	5	4	2	87	27
7:15	21	5	11	15	18	10	5	14	9	5	64	49
7:30	13	6	24	8	21	7	22	16	20	2	100	39
7:45	21	1	16	10	20	0	22	9	21	3	100	23
8:00	17	2	16	9	11	6	19	6	13	6	76	29
8:15	15	2	15	5	24	3	26	4	15	0	95	14
8:30	15	1	16	3	14	0	25	2	10	0	80	6
8:45	14	5	5	7	25	2	21	6	13	1	78	21
9:00	13	4	19	5	11	2	6	8	9	7	58	26
9:15	5	5	17	1	18	6	7	0	26	2	73	14
9:30	16	5	12	2	23	6	15	0	13	6	79	19
9:45	11	12	5	12	14	12	14	1	13	5	57	42
10:00	10	16	6	17	8	6	7	4	2	10	33	53
10:15	9	24	10	20	2	14	16	19	4	7	41	84
10:30	6	4	14	5	9	2	5	4	13	2	47	17
10:45	4	1	13	1	3	4	7	1	5	0	32	7
11:00	3	0	15	0	12	1	10	1	17	0	57	2
11:15	1	1	10	4	6	1	10	1	4	0	31	7
11:30	14	0	5	0	2	1	10	1	7	0	38	2
11:45	13	0	9	0	5	0	11	0	20	1	58	1
Totals	399	341	489	441	475	380	505	444	438	296	2306	1902
Day Total	740		930		855		949		734		4208	
AM Pct	53.9%		52.6%		55.6%		53.2%					

Peak Hour
 Peak Volume
 P.H.F

AECOM

7:00-8:00 AM	69	81	74	73	54	70
7:15-8:15 AM	72	67	70	68	63	68
7:30-8:30 AM	66	71	76	89	69	74
7:45-8:45 AM	68	63	69	92	59	70
8:00-9:00 AM	61	52	74	91	51	66

4:00-5:00 PM	38	41	42	53	31	41
4:15-5:15 PM	27	35	37	40	21	32
4:30-5:30 PM	19	32	27	32	17	25
4:45-5:45 PM	19	34	24	25	14	23
5:00-6:00 PM	17	37	21	23	19	23

Client: AECOM
 File Number:
 Route: PS-1b
 Location:

Site Ref: PS-1b
 Direction: IN

Count Date	5/16/2022		5/17/2022		5/18/2022		5/19/2022		5/20/2022			
Count Time	AM	PM	AM	PM	AM	PM	AM	PM	AM	PM	AM	PM
0:00	0	2	0	7	1	6	0	6	0	4	1	25
0:15	1	7	1	14	1	5	0	3	0	9	3	38
0:30	1	6	0	5	0	6	2	8	1	7	4	32
0:45	0	5	0	4	1	7	0	9	0	7	1	32
1:00	0	8	0	8	0	4	1	10	0	9	1	39
1:15	0	12	0	9	0	19	1	16	2	5	3	61
1:30	0	4	1	8	0	8	0	8	0	10	1	38
1:45	0	7	1	7	0	6	0	8	0	8	1	36
2:00	0	10	0	7	1	4	0	8	0	16	1	45
2:15	0	9	0	7	1	9	1	8	0	7	2	40
2:30	0	9	0	2	1	10	0	16	0	10	1	47
2:45	0	7	0	3	0	4	1	14	0	10	1	38
3:00	1	7	0	6	0	9	0	9	0	7	1	38
3:15	0	5	0	9	0	8	0	9	1	7	1	38
3:30	0	0	0	10	0	8	0	11	0	4	0	33
3:45	3	8	2	9	3	2	0	7	1	9	9	35
4:00	3	3	2	6	2	6	2	12	0	4	9	31
4:15	0	2	0	2	0	8	2	4	2	6	4	22
4:30	3	6	2	6	1	1	2	4	2	3	10	20
4:45	2	4	0	5	1	9	1	3	1	6	5	27
5:00	2	5	4	4	1	6	1	3	1	2	9	20
5:15	5	6	5	8	3	9	1	5	0	2	14	30
5:30	6	2	7	11	4	3	7	3	5	2	29	21
5:45	8	3	14	7	10	9	11	4	7	1	50	24
6:00	17	10	25	11	19	5	19	10	11	5	91	41
6:15	19	19	18	13	25	10	24	14	24	13	110	69
6:30	22	18	30	22	23	9	20	13	23	11	118	73
6:45	18	3	18	10	18	5	20	1	16	1	90	20
7:00	13	6	15	13	17	2	12	0	10	3	67	24
7:15	23	3	11	17	17	2	13	0	7	5	71	27
7:30	17	1	19	8	13	3	22	4	14	1	85	17
7:45	7	4	10	14	7	3	13	0	13	1	50	22
8:00	11	2	13	2	11	2	8	5	7	9	50	20
8:15	8	0	12	3	9	0	16	0	15	0	60	3
8:30	14	2	9	3	9	1	18	1	8	1	58	8
8:45	12	1	8	2	18	3	14	2	6	0	58	8
9:00	10	1	20	3	13	2	8	1	17	2	68	9
9:15	5	2	9	3	10	0	9	1	9	1	42	7
9:30	14	1	12	0	12	0	17	1	16	0	71	2
9:45	14	0	9	6	11	3	10	1	20	1	64	11
10:00	6	3	13	1	7	1	10	4	5	0	41	9
10:15	12	4	9	5	8	4	11	2	4	2	44	17
10:30	10	3	9	4	3	2	6	5	8	4	36	18
10:45	9	2	8	0	19	1	9	1	4	0	49	4
11:00	2	1	6	1	4	2	8	0	6	2	26	6
11:15	8	0	11	1	9	0	7	0	7	0	42	1
11:30	5	1	11	2	4	1	4	1	8	0	32	5
11:45	4	0	6	0	10	0	8	0	6	0	34	0
Totals	315	224	350	308	327	227	339	255	287	217	1618	1231
Day Total	539		658		554		594		504		2849	
AM Pct	58.4%		53.2%		59.0%		57.1%					

Peak Hour
 Peak Volume
 P.H.F

AECOM

7:00-8:00 AM	60	55	54	60	44	55
7:15-8:15 AM	58	53	48	56	41	51
7:30-8:30 AM	43	54	40	59	49	49
7:45-8:45 AM	40	44	36	55	43	44
8:00-9:00 AM	45	42	47	56	36	45

4:00-5:00 PM	15	19	24	23	19	20
4:15-5:15 PM	17	17	24	14	17	18
4:30-5:30 PM	21	23	25	15	13	19
4:45-5:45 PM	17	28	27	14	12	20
5:00-6:00 PM	16	30	27	15	7	19

Client: AECOM
 File Number:
 Route: PS-1b
 Location:

Site Ref: PS-1b
 Direction: OUT

Count Date	5/16/2022		5/17/2022		5/18/2022		5/19/2022		5/20/2022			
Count Time	AM	PM	AM	PM	AM	PM	AM	PM	AM	PM	AM	PM
0:00	3	5	0	4	1	7	2	9	1	4	7	29
0:15	2	8	2	10	1	8	0	4	2	5	7	35
0:30	3	7	0	3	1	5	2	7	4	7	10	29
0:45	0	5	2	12	1	7	2	5	0	9	5	38
1:00	1	4	0	6	0	9	1	4	0	10	2	33
1:15	0	13	0	8	0	8	0	9	2	14	2	52
1:30	1	8	0	10	0	8	2	11	0	8	3	45
1:45	1	7	1	7	0	10	1	7	1	5	4	36
2:00	0	8	0	7	1	5	1	5	1	4	3	29
2:15	2	3	0	8	0	7	0	10	1	7	3	35
2:30	1	8	0	19	1	16	0	7	0	15	2	65
2:45	0	9	0	12	0	13	0	9	0	6	0	49
3:00	1	14	0	13	0	13	1	18	0	13	2	71
3:15	0	8	0	12	0	9	0	8	0	14	0	51
3:30	0	13	1	10	0	10	0	11	0	8	1	52
3:45	0	10	0	15	0	13	0	15	1	14	1	67
4:00	0	10	0	16	0	14	1	17	0	16	1	73
4:15	2	24	1	17	1	21	0	18	2	10	6	90
4:30	1	10	3	24	0	19	0	12	2	10	6	75
4:45	0	18	1	13	0	15	0	12	1	12	2	70
5:00	0	11	2	11	1	18	0	14	1	18	4	72
5:15	1	21	0	19	3	5	0	20	0	12	4	77
5:30	1	15	1	18	3	15	0	17	2	5	7	70
5:45	2	8	0	22	2	10	1	15	0	12	5	67
6:00	2	13	3	21	2	22	2	19	4	11	13	86
6:15	2	15	4	16	2	10	4	14	1	15	13	70
6:30	2	9	0	9	2	11	3	11	0	10	7	50
6:45	3	13	8	15	4	18	7	17	2	20	24	83
7:00	6	9	6	11	9	6	3	14	8	1	32	41
7:15	12	10	21	11	25	12	13	10	7	11	78	54
7:30	10	11	14	13	22	9	7	6	11	4	64	43
7:45	5	14	5	2	5	13	6	12	8	10	29	51
8:00	2	5	4	9	4	18	4	6	3	6	17	44
8:15	5	5	0	10	4	8	4	7	1	3	14	33
8:30	1	2	3	7	4	5	5	1	4	3	17	18
8:45	2	9	0	5	1	12	3	2	4	3	10	31
9:00	2	2	3	9	2	1	1	4	5	2	13	18
9:15	0	2	7	6	4	2	0	5	4	2	15	17
9:30	4	1	5	6	8	3	3	6	2	3	22	19
9:45	3	1	1	4	1	3	1	5	7	2	13	15
10:00	3	0	3	11	3	0	1	9	7	0	17	20
10:15	2	0	1	30	3	3	1	4	3	0	10	37
10:30	5	3	7	10	3	3	2	1	2	1	19	18
10:45	7	1	2	3	10	1	4	2	4	1	27	8
11:00	9	3	8	2	7	5	6	5	2	2	32	17
11:15	9	4	6	6	7	4	5	2	6	4	33	20
11:30	6	3	3	7	6	3	8	3	8	2	31	18
11:45	4	0	6	4	4	3	6	1	5	1	25	9
Totals	128	382	134	523	158	440	113	430	129	355	662	2130
Day Total	510		657		598		543		484		2792	
AM Pct	25.1%		20.4%		26.4%		20.8%					

Peak Hour
 Peak Volume
 P.H.F

AECOM

7:00-8:00 AM	33	46	61	29	34	41
7:15-8:15 AM	29	44	56	30	29	38
7:30-8:30 AM	22	23	35	21	23	25
7:45-8:45 AM	13	12	17	19	16	15
8:00-9:00 AM	10	7	13	16	12	12

4:00-5:00 PM	62	70	69	59	48	62
4:15-5:15 PM	63	65	73	56	50	61
4:30-5:30 PM	60	67	57	58	52	59
4:45-5:45 PM	65	61	53	63	47	58
5:00-6:00 PM	55	70	48	66	47	57

Client: AECOM
 File Number:
 Route: PS-5a
 Location:

Site Ref: PS-5a
 Direction: IN

Count Date	5/16/2022		5/17/2022		5/18/2022		5/19/2022		5/20/2022			
Count Time	AM	PM	AM	PM	AM	PM	AM	PM	AM	PM	AM	PM
0:00	0	5	0	4	0	2	0	6	0	0	0	17
0:15	0	1	0	6	0	1	0	7	0	2	0	17
0:30	0	6	0	5	0	9	0	3	0	2	0	25
0:45	0	2	0	1	0	5	0	3	0	4	0	15
1:00	0	6	0	2	0	4	1	5	0	2	1	19
1:15	0	2	0	2	0	3	0	2	0	2	0	11
1:30	0	4	0	4	0	2	0	2	0	2	0	14
1:45	0	2	1	1	0	0	1	2	0	4	2	9
2:00	1	2	0	2	0	2	0	1	1	1	2	8
2:15	0	4	0	4	0	2	0	3	0	1	0	14
2:30	1	0	1	5	1	1	0	3	1	5	4	14
2:45	0	4	1	2	2	2	1	3	0	2	4	13
3:00	1	0	0	0	0	0	0	0	0	0	1	0
3:15	2	0	1	1	1	0	1	1	0	2	5	4
3:30	2	4	4	0	2	0	3	1	3	0	14	5
3:45	0	1	0	0	0	1	2	2	2	2	4	6
4:00	0	6	1	3	0	2	0	3	0	1	1	15
4:15	1	0	1	2	1	5	0	2	2	2	5	11
4:30	2	1	6	4	4	1	7	2	6	3	25	11
4:45	6	1	4	0	5	0	4	0	6	3	25	4
5:00	4	1	5	4	5	2	6	2	5	1	25	10
5:15	3	0	4	2	8	0	4	2	7	2	26	6
5:30	12	2	8	2	12	1	16	2	7	1	55	8
5:45	20	0	19	2	19	1	14	1	24	1	96	5
6:00	47	0	53	2	48	1	49	2	43	2	240	7
6:15	49	1	68	0	84	1	68	1	60	2	329	5
6:30	51	2	47	1	53	0	56	2	36	1	243	6
6:45	34	0	47	0	30	0	27	1	45	0	183	1
7:00	30	1	38	2	37	0	37	1	32	0	174	4
7:15	40	2	39	1	40	1	37	0	34	1	190	5
7:30	31	1	35	1	43	0	38	2	28	2	175	6
7:45	36	0	53	0	34	0	42	0	35	0	200	0
8:00	28	0	45	1	35	0	27	0	36	0	171	1
8:15	40	0	34	0	37	0	29	0	23	0	163	0
8:30	34	1	34	0	40	0	42	1	32	0	182	2
8:45	36	0	39	0	34	1	32	0	23	0	164	1
9:00	29	0	30	0	32	2	39	0	26	0	156	2
9:15	38	1	33	0	35	0	24	0	24	0	154	1
9:30	29	0	28	1	19	0	22	1	21	1	119	3
9:45	17	1	27	1	31	0	25	2	19	0	119	4
10:00	20	2	18	3	13	0	18	0	18	0	87	5
10:15	13	0	24	0	18	1	17	1	12	0	84	2
10:30	11	0	7	1	10	0	16	0	21	0	65	1
10:45	14	0	9	0	11	0	11	0	11	0	56	0
11:00	3	0	4	0	9	1	4	0	13	0	33	1
11:15	7	1	4	0	4	0	4	1	10	2	29	4
11:30	4	0	5	0	3	0	8	0	4	0	24	0
11:45	4	0	2	0	7	0	3	0	1	0	17	0
Totals	700	67	779	72	767	54	735	73	671	56	3652	322
Day Total	767		851		821		808		727		3974	
AM Pct	91.3%		91.5%		93.4%		91.0%					

Peak Hour
 Peak Volume
 P.H.F

AECOM

7:00-8:00 AM	137	165	154	154	129	148
7:15-8:15 AM	135	172	152	144	133	147
7:30-8:30 AM	135	167	149	136	122	142
7:45-8:45 AM	138	166	146	140	126	143
8:00-9:00 AM	138	152	146	130	114	136

4:00-5:00 PM	8	9	8	7	9	8
4:15-5:15 PM	3	10	8	6	9	7
4:30-5:30 PM	3	10	3	6	9	6
4:45-5:45 PM	4	8	3	6	7	6
5:00-6:00 PM	3	10	4	7	5	6

Client: AECOM
 File Number:
 Route: PS-5a
 Location:

Site Ref: PS-5a
 Direction: OUT

Count Date	5/16/2022		5/17/2022		5/18/2022		5/19/2022		5/20/2022			
Count Time	AM	PM	AM	PM	AM	PM	AM	PM	AM	PM	AM	PM
0:00	0	3	3	2	4	3	0	3	3	1	10	12
0:15	1	6	1	6	1	4	0	6	0	6	3	28
0:30	0	3	2	8	0	4	0	5	0	8	2	28
0:45	0	5	0	3	2	4	1	4	0	6	3	22
1:00	0	5	0	9	1	2	0	5	1	7	2	28
1:15	0	7	1	7	0	8	1	9	0	4	2	35
1:30	0	7	0	6	1	8	1	12	0	8	2	41
1:45	0	6	1	5	0	11	1	11	0	7	2	40
2:00	0	6	0	5	0	11	1	4	0	9	1	35
2:15	0	8	0	7	0	6	0	3	0	5	0	29
2:30	0	17	0	15	0	12	0	10	0	10	0	64
2:45	0	11	0	14	0	17	0	9	0	11	0	62
3:00	0	10	0	14	0	18	0	15	1	14	1	71
3:15	0	29	1	23	0	27	0	26	0	23	1	128
3:30	1	29	1	30	1	32	0	25	0	17	3	133
3:45	0	28	0	26	0	34	0	26	0	30	0	144
4:00	0	34	0	45	0	34	0	28	0	26	0	167
4:15	0	23	0	32	0	45	0	35	0	30	0	165
4:30	0	36	0	38	0	30	0	34	0	26	0	164
4:45	0	38	1	44	0	42	0	40	0	39	1	203
5:00	0	52	0	61	0	51	0	46	0	34	0	244
5:15	0	54	0	64	0	58	0	57	0	42	0	275
5:30	0	49	0	42	0	41	0	42	0	31	0	205
5:45	0	30	1	30	1	36	1	31	1	27	4	154
6:00	0	25	0	22	0	20	0	28	0	23	0	118
6:15	0	30	0	25	0	24	0	23	0	29	0	131
6:30	2	19	0	19	0	19	0	27	0	26	2	110
6:45	1	26	2	26	2	20	3	21	2	17	10	110
7:00	2	20	1	27	3	16	0	23	1	20	7	106
7:15	2	17	1	24	1	33	3	24	0	24	7	122
7:30	3	23	0	41	0	34	3	39	2	33	8	170
7:45	0	19	1	16	0	27	0	26	2	18	3	106
8:00	0	17	0	20	2	17	2	20	0	13	4	87
8:15	1	8	0	10	1	7	3	9	2	8	7	42
8:30	2	3	1	4	0	7	0	8	0	6	3	28
8:45	1	8	1	5	3	3	1	4	4	4	10	24
9:00	1	0	2	3	0	3	0	2	4	7	7	15
9:15	0	8	0	6	3	6	3	8	0	0	6	28
9:30	2	6	1	5	4	0	1	5	0	0	8	16
9:45	0	5	2	1	0	7	1	6	1	1	4	20
10:00	2	3	3	4	1	1	2	2	3	1	11	11
10:15	2	0	0	1	3	1	3	2	6	3	14	7
10:30	1	3	6	5	4	0	2	2	0	1	13	11
10:45	1	3	2	1	2	0	3	5	0	5	8	14
11:00	1	0	1	0	3	0	1	1	4	3	10	4
11:15	4	2	5	1	3	6	4	2	4	3	20	14
11:30	1	0	7	5	2	2	2	2	6	2	18	11
11:45	6	2	4	4	3	4	4	3	3	2	20	15
Totals	37	743	52	811	51	795	47	778	50	670	237	3797
Day Total	780		863		846		825		720		4034	
AM Pct	4.7%		6.0%		6.0%		5.7%					

Peak Hour
 Peak Volume
 P.H.F

AECOM

7:00-8:00 AM	7	3	4	6	5	5
7:15-8:15 AM	5	2	3	8	4	4
7:30-8:30 AM	4	1	3	8	6	4
7:45-8:45 AM	3	2	3	5	4	3
8:00-9:00 AM	4	2	6	6	6	5

4:00-5:00 PM	131	159	151	137	121	140
4:15-5:15 PM	149	175	168	155	129	155
4:30-5:30 PM	180	207	181	177	141	177
4:45-5:45 PM	193	211	192	185	146	185
5:00-6:00 PM	185	197	186	176	134	176

Client: AECOM
 File Number:
 Route: PS-5b
 Location:

Site Ref: PS-5b
 Direction: IN

Count Date	5/16/2022		5/17/2022		5/18/2022		5/19/2022		5/20/2022		AM	PM
	AM	PM	AM	PM	AM	PM	AM	PM	AM	PM		
0:00	0	0	1	1	1	2	0	2	2	0	4	5
0:15	0	2	0	3	0	3	0	3	0	4	0	15
0:30	0	5	0	5	0	0	0	4	0	3	0	17
0:45	0	1	0	1	1	0	0	4	0	1	1	7
1:00	0	1	0	0	0	0	0	1	0	4	0	6
1:15	0	3	0	4	0	3	0	2	0	2	0	14
1:30	0	2	0	3	0	2	0	6	0	2	0	15
1:45	0	2	0	2	0	1	0	2	0	2	0	9
2:00	0	0	0	2	0	1	0	3	0	2	0	8
2:15	1	2	0	3	1	3	0	2	1	3	3	13
2:30	0	2	1	0	0	1	1	2	1	2	3	7
2:45	2	3	1	1	2	2	2	2	1	3	8	11
3:00	0	2	1	2	0	2	0	2	0	0	1	8
3:15	0	2	1	2	0	0	0	0	0	1	1	5
3:30	1	1	1	1	2	0	3	0	2	1	9	3
3:45	0	2	0	1	0	1	0	1	0	2	0	7
4:00	1	2	1	2	3	1	1	0	2	1	8	6
4:15	1	3	0	1	0	0	0	1	1	0	2	5
4:30	1	1	1	2	2	2	1	0	1	5	6	10
4:45	1	1	3	0	1	1	1	0	1	2	7	4
5:00	4	1	2	2	3	1	3	4	2	0	14	8
5:15	1	1	1	1	2	0	2	0	2	2	8	4
5:30	4	1	5	1	3	1	3	1	4	3	19	7
5:45	5	0	5	2	7	3	8	2	5	1	30	8
6:00	4	0	6	0	4	0	5	0	9	0	28	0
6:15	9	1	10	1	9	1	12	1	9	1	49	5
6:30	7	2	15	1	13	2	6	0	8	1	49	6
6:45	11	1	8	0	13	0	13	2	7	0	52	3
7:00	7	3	9	1	10	1	8	0	4	0	38	5
7:15	8	0	8	1	3	0	9	1	10	1	38	3
7:30	6	1	7	1	7	0	10	2	7	0	37	4
7:45	10	2	4	0	10	0	5	0	3	0	32	2
8:00	6	0	4	0	7	0	2	0	6	0	25	0
8:15	10	1	8	0	5	0	11	0	4	0	38	1
8:30	2	0	9	0	7	1	6	0	8	0	32	1
8:45	13	0	11	0	9	0	8	0	5	0	46	0
9:00	8	0	5	0	6	1	8	0	9	0	36	1
9:15	7	0	7	0	6	0	7	0	4	0	31	0
9:30	4	1	9	1	8	0	10	2	5	0	36	4
9:45	9	2	6	0	10	0	1	0	5	1	31	3
10:00	4	1	6	0	5	0	5	0	3	1	23	2
10:15	8	0	4	0	8	0	4	0	2	0	26	0
10:30	9	1	4	0	3	0	3	0	5	1	24	2
10:45	3	0	3	1	4	0	5	1	4	1	19	3
11:00	2	0	2	0	6	1	4	0	2	0	16	1
11:15	5	0	4	1	2	1	2	0	2	0	15	2
11:30	4	0	4	1	3	2	1	0	2	0	14	3
11:45	2	2	0	0	0	1	2	2	0	0	4	5
Totals	180	58	177	51	186	41	172	55	148	53	863	258
Day Total	238		228		227		227		201		1121	
AM Pct	75.6%		77.6%		81.9%		75.8%					

Peak Hour
 Peak Volume
 P.H.F

AECOM

7:00-8:00 AM	31	28	30	32	24	29
7:15-8:15 AM	30	23	27	26	26	26
7:30-8:30 AM	32	23	29	28	20	26
7:45-8:45 AM	28	25	29	24	21	25
8:00-9:00 AM	31	32	28	27	23	28

4:00-5:00 PM	7	5	4	1	8	5
4:15-5:15 PM	6	5	4	5	7	5
4:30-5:30 PM	4	5	4	4	9	5
4:45-5:45 PM	4	4	3	5	7	5
5:00-6:00 PM	3	6	5	7	6	5

Client: AECOM
 File Number:
 Route: PS-5b
 Location:

Site Ref: PS-5b
 Direction: OUT

Count Date	5/16/2022		5/17/2022		5/18/2022		5/19/2022		5/20/2022			
Count Time	AM	PM	AM	PM	AM	PM	AM	PM	AM	PM	AM	PM
0:00	0	1	0	0	0	1	0	1	0	1	0	4
0:15	0	1	0	1	1	2	0	2	1	0	2	6
0:30	0	1	0	5	0	2	0	3	0	1	0	12
0:45	0	3	0	1	1	0	0	2	0	2	1	8
1:00	0	0	0	0	0	1	0	1	0	2	0	4
1:15	0	1	0	0	0	0	0	3	0	1	0	5
1:30	0	2	0	4	0	1	0	2	0	3	0	12
1:45	0	0	0	4	0	5	0	1	0	1	0	11
2:00	0	0	0	0	0	2	0	0	0	1	0	3
2:15	0	1	0	1	0	4	0	1	0	1	0	8
2:30	0	4	0	3	0	3	0	4	0	4	0	18
2:45	0	4	0	0	0	3	0	2	0	2	0	11
3:00	0	1	0	2	0	0	0	3	0	1	0	7
3:15	1	3	0	3	0	4	1	1	0	2	2	13
3:30	0	5	0	7	1	3	0	3	0	3	1	21
3:45	0	3	1	3	0	1	0	5	0	4	1	16
4:00	0	1	0	3	0	9	0	5	0	3	0	21
4:15	0	6	1	4	0	4	0	5	0	5	1	24
4:30	1	3	0	6	1	3	0	3	0	4	2	19
4:45	0	4	0	5	0	4	1	6	0	3	1	22
5:00	0	3	0	3	0	7	0	5	0	5	0	23
5:15	2	7	0	7	0	4	0	5	0	4	2	27
5:30	1	3	0	4	1	6	0	2	0	9	2	24
5:45	1	3	3	3	1	1	2	3	1	3	8	13
6:00	1	4	1	1	1	5	2	4	2	1	7	15
6:15	1	4	3	3	3	4	1	4	2	1	10	16
6:30	1	4	1	2	0	6	0	5	1	4	3	21
6:45	0	5	0	7	2	4	1	5	1	3	4	24
7:00	1	1	0	2	0	1	1	0	0	3	2	7
7:15	0	0	2	3	0	3	0	3	0	2	2	11
7:30	0	4	1	3	0	4	2	7	0	5	3	23
7:45	1	4	0	6	3	2	0	1	1	4	5	17
8:00	0	3	1	3	1	4	0	1	0	0	2	11
8:15	0	2	2	1	0	3	0	3	0	0	2	9
8:30	1	3	0	1	0	1	2	3	1	1	4	9
8:45	1	1	1	0	0	2	0	0	1	2	3	5
9:00	0	0	1	1	2	0	0	1	0	1	3	3
9:15	2	4	0	1	1	2	0	1	0	0	3	8
9:30	0	0	1	0	0	1	0	1	0	1	1	3
9:45	0	0	0	1	1	1	0	3	1	0	2	5
10:00	2	1	1	0	1	1	0	0	0	1	4	3
10:15	1	2	2	1	1	1	3	1	2	2	9	7
10:30	0	0	0	0	1	1	1	0	1	2	3	3
10:45	0	0	0	0	1	0	0	0	1	1	2	1
11:00	1	1	2	0	0	1	1	0	1	0	5	2
11:15	0	0	0	1	1	2	0	0	1	0	2	3
11:30	0	1	3	0	2	1	0	1	1	1	6	4
11:45	2	3	0	0	1	0	3	0	0	0	6	3
Totals	21	107	27	106	28	120	21	112	19	100	116	545
Day Total	128		133		148		133		119		661	
AM Pct	16.4%		20.3%		18.9%		15.8%					

Peak Hour
 Peak Volume
 P.H.F

AECOM

7:00-8:00 AM	2	3	3	3	1	2
7:15-8:15 AM	1	4	4	2	1	2
7:30-8:30 AM	1	4	4	2	1	2
7:45-8:45 AM	2	3	4	2	2	3
8:00-9:00 AM	2	4	1	2	2	2

4:00-5:00 PM	14	18	20	19	15	17
4:15-5:15 PM	16	18	18	19	17	18
4:30-5:30 PM	17	21	18	19	16	18
4:45-5:45 PM	17	19	21	18	21	19
5:00-6:00 PM	16	17	18	15	21	17

Client: AECOM
 File Number:
 Route: Track Lot
 Location:

Site Ref: Track Lot
 Direction: IN

Count Date	5/16/2022		5/17/2022		5/18/2022		5/19/2022		5/20/2022			
Count Time	AM	PM	AM	PM	AM	PM	AM	PM	AM	PM	AM	PM
0:00	0	1	0	2	1	3	0	3	1	3	2	12
0:15	0	0	0	3	1	2	0	2	0	1	1	8
0:30	0	1	0	5	0	2	0	4	0	0	0	12
0:45	0	2	0	1	0	1	0	5	1	4	1	13
1:00	0	1	0	1	0	2	0	1	0	1	0	6
1:15	0	1	0	2	0	1	0	1	0	0	0	5
1:30	0	0	0	5	0	2	0	4	0	1	0	12
1:45	0	1	0	5	0	4	1	3	0	4	1	17
2:00	0	6	0	0	0	7	0	2	0	1	0	16
2:15	0	9	0	3	0	0	0	2	0	4	0	18
2:30	0	4	0	0	0	4	0	2	0	1	0	11
2:45	0	0	0	1	0	7	0	0	0	2	0	10
3:00	0	4	0	3	0	1	0	2	0	2	0	12
3:15	0	3	0	1	0	1	0	2	0	2	0	9
3:30	0	1	0	2	0	4	0	1	0	5	0	13
3:45	0	2	0	7	0	3	0	0	0	3	0	15
4:00	0	3	0	3	0	4	0	6	0	1	0	17
4:15	0	4	0	0	0	2	0	7	0	4	0	17
4:30	0	6	0	5	0	5	0	4	0	6	0	26
4:45	0	5	0	7	0	5	0	7	0	7	0	31
5:00	0	4	0	6	0	7	0	3	0	7	0	27
5:15	0	2	0	1	0	2	0	7	0	1	0	13
5:30	0	5	0	2	0	2	0	4	0	8	0	21
5:45	0	1	0	5	0	4	0	3	0	5	0	18
6:00	0	1	0	2	0	5	0	7	0	5	0	20
6:15	2	5	0	2	0	1	0	3	0	3	2	14
6:30	0	3	0	4	0	3	2	5	0	1	2	16
6:45	1	0	0	3	0	2	1	0	0	7	2	12
7:00	0	2	1	10	0	1	0	4	0	3	1	20
7:15	0	0	0	6	0	5	1	5	0	1	1	17
7:30	0	1	0	3	1	1	0	4	2	8	3	17
7:45	1	4	1	4	0	0	1	11	0	5	3	24
8:00	0	0	2	2	0	1	1	8	0	2	3	13
8:15	1	0	1	3	1	1	1	11	2	4	6	19
8:30	0	1	2	5	0	0	0	5	0	5	2	16
8:45	0	0	3	2	0	6	1	9	0	4	4	21
9:00	1	1	1	1	0	3	2	3	2	5	6	13
9:15	0	0	1	2	0	0	6	0	1	8	8	10
9:30	1	1	1	2	2	0	1	2	2	3	7	8
9:45	0	0	1	3	3	0	0	0	2	3	6	6
10:00	1	3	1	4	2	0	1	0	2	9	7	16
10:15	2	0	1	18	0	0	0	0	2	4	5	22
10:30	1	0	2	7	1	2	2	0	1	1	7	10
10:45	0	0	1	4	0	0	1	1	1	1	3	6
11:00	1	0	0	0	0	0	0	1	1	0	2	1
11:15	3	0	0	0	3	0	1	0	1	0	8	0
11:30	3	0	3	0	1	0	2	0	2	0	11	0
11:45	1	0	1	0	1	0	7	0	0	0	10	0
Totals	19	88	23	157	17	106	32	154	23	155	114	660
Day Total	107		180		123		186		178		774	
AM Pct	17.8%		12.8%		13.8%		17.2%					

Peak Hour
 Peak Volume
 P.H.F

AECOM

7:00-8:00 AM	1	2	1	2	2	2
7:15-8:15 AM	1	3	1	3	2	2
7:30-8:30 AM	2	4	2	3	4	3
7:45-8:45 AM	2	6	1	3	2	3
8:00-9:00 AM	1	8	1	3	2	3

4:00-5:00 PM	18	15	16	24	18	18
4:15-5:15 PM	19	18	19	21	24	20
4:30-5:30 PM	17	19	19	21	21	19
4:45-5:45 PM	16	16	16	21	23	18
5:00-6:00 PM	12	14	15	17	21	16

Client: AECOM
 File Number:
 Route: Track Lot
 Location:

Site Ref: Track Lot
 Direction: OUT

Count Date	5/16/2022		5/17/2022		5/18/2022		5/19/2022		5/20/2022		AM	PM
Count Time	AM	PM	AM	PM	AM	PM	AM	PM	AM	PM	AM	PM
0:00	0	1	0	2	0	1	0	3	1	2	1	9
0:15	0	2	0	3	0	0	0	1	0	0	0	6
0:30	0	0	0	1	0	0	0	4	0	4	0	9
0:45	0	2	0	2	0	1	0	5	0	1	0	11
1:00	0	2	0	4	0	3	0	3	0	3	0	15
1:15	0	2	0	4	0	0	0	2	0	1	0	9
1:30	0	1	0	0	0	0	2	2	1	1	3	4
1:45	0	0	0	5	0	1	1	1	0	0	1	7
2:00	0	1	0	0	0	3	0	0	0	1	0	5
2:15	0	2	0	4	0	1	0	1	0	0	0	8
2:30	0	0	0	0	0	0	0	1	0	0	0	1
2:45	0	1	0	0	0	3	0	0	0	0	0	4
3:00	0	1	0	1	0	5	0	0	0	2	0	9
3:15	0	2	0	1	2	0	0	2	0	2	2	7
3:30	0	0	0	0	0	2	0	1	0	3	0	6
3:45	0	2	0	0	0	1	0	2	0	1	0	6
4:00	0	5	0	1	0	2	0	0	0	0	0	8
4:15	0	1	0	3	0	1	0	4	0	4	0	13
4:30	0	0	0	1	0	1	0	0	0	0	0	2
4:45	0	2	1	5	1	2	1	7	1	4	4	20
5:00	0	3	0	4	0	3	0	2	0	3	0	15
5:15	1	5	0	0	1	0	0	11	1	2	3	18
5:30	0	0	0	4	1	2	0	20	0	6	1	32
5:45	1	0	2	8	1	0	0	28	0	6	4	42
6:00	1	3	0	3	0	2	1	31	0	6	2	45
6:15	3	5	3	5	2	2	1	12	2	13	11	37
6:30	0	2	1	2	0	0	0	2	0	20	1	26
6:45	1	1	3	7	1	3	1	2	0	18	6	31
7:00	0	1	0	16	1	0	2	1	0	16	3	34
7:15	2	0	1	16	1	3	0	6	1	7	5	32
7:30	2	1	3	2	5	0	4	1	5	5	19	9
7:45	3	2	8	0	4	1	6	3	2	2	23	8
8:00	0	1	6	2	4	0	4	0	3	1	17	4
8:15	5	0	6	1	6	2	5	2	2	1	24	6
8:30	3	1	4	1	9	0	6	6	3	0	25	8
8:45	4	0	5	1	7	1	4	1	1	1	21	4
9:00	2	0	2	0	6	0	3	1	3	0	16	1
9:15	3	0	6	1	3	0	4	1	1	2	17	4
9:30	4	0	2	0	4	0	4	0	4	1	18	1
9:45	5	0	7	1	4	0	8	0	0	0	24	1
10:00	2	0	3	0	4	0	0	0	1	2	10	2
10:15	3	0	1	0	3	1	4	0	2	0	13	1
10:30	2	0	1	0	5	0	3	0	3	1	14	1
10:45	2	0	1	1	2	0	2	0	1	0	8	1
11:00	1	0	3	0	2	0	1	0	1	0	8	0
11:15	2	0	2	0	1	0	3	0	1	0	9	0
11:30	0	0	4	0	3	0	3	0	0	0	10	0
11:45	2	0	2	1	5	0	3	0	2	0	14	1
Totals	54	52	77	113	88	47	76	169	42	142	337	523
Day Total	106		190		135		245		184		860	
AM Pct	50.9%		40.5%		65.2%		31.0%					

Peak Hour
 Peak Volume
 P.H.F

AECOM

7:00-8:00 AM	7	12	11	12	8	10
7:15-8:15 AM	7	18	14	14	11	13
7:30-8:30 AM	10	23	19	19	12	17
7:45-8:45 AM	11	24	23	21	10	18
8:00-9:00 AM	12	21	26	19	9	17

4:00-5:00 PM	8	10	6	11	8	9
4:15-5:15 PM	6	13	7	13	11	10
4:30-5:30 PM	10	10	6	20	9	11
4:45-5:45 PM	10	13	7	40	15	17
5:00-6:00 PM	8	16	5	61	17	21

Client: AECOM
 File Number:
 Route: ARB CC
 Location:

Site Ref: ARB CC
 Direction: IN

Count Date Count Time	10/5/2022		10/6/2022		10/7/2022		10/8/2022		10/9/2022		AM	PM
	AM	PM	AM	PM	AM	PM	AM	PM	AM	PM		
0:00	0	3	0	0	0	4	0	1	0	0	0	8
0:15	0	3	0	2	0	1	0	0	0	0	0	6
0:30	0	2	0	2	0	4	0	1	0	0	0	9
0:45	0	1	0	2	0	4	0	0	0	0	0	7
1:00	0	2	0	0	0	2	0	0	0	1	0	5
1:15	0	2	0	1	0	2	0	0	0	0	0	5
1:30	0	3	0	1	0	3	0	0	0	0	0	7
1:45	0	1	0	1	0	0	0	1	0	0	0	3
2:00	0	4	0	3	0	0	0	1	0	0	0	8
2:15	0	0	0	4	0	0	0	0	0	1	0	5
2:30	0	1	0	3	0	2	0	0	0	0	0	6
2:45	0	3	0	0	0	1	0	0	0	1	0	5
3:00	0	1	0	4	0	0	0	0	0	0	0	5
3:15	0	4	0	3	0	2	0	0	0	0	0	9
3:30	0	2	0	4	0	2	0	0	0	0	0	8
3:45	0	6	0	4	0	5	0	0	0	0	0	15
4:00	0	4	1	7	0	7	0	0	0	0	1	18
4:15	0	9	0	10	1	10	0	0	0	0	1	29
4:30	1	12	0	8	0	6	0	0	0	0	1	26
4:45	0	12	0	12	1	15	0	0	0	0	1	39
5:00	1	8	0	9	0	8	0	0	0	0	1	25
5:15	0	8	0	8	0	5	0	2	0	0	0	23
5:30	0	4	0	3	0	1	1	1	0	1	1	10
5:45	0	7	0	4	0	5	0	3	0	0	0	19
6:00	0	3	0	5	0	5	0	0	0	0	0	13
6:15	1	4	1	2	2	1	4	1	0	0	8	8
6:30	2	0	3	0	0	1	0	1	0	0	5	2
6:45	2	0	2	3	1	0	0	4	1	0	6	7
7:00	2	0	0	0	0	2	0	1	0	0	2	3
7:15	3	2	4	0	3	0	0	2	0	1	10	5
7:30	5	0	5	0	3	0	0	3	0	0	13	3
7:45	5	0	9	0	4	0	2	0	1	0	21	0
8:00	11	0	6	0	6	0	2	0	2	2	27	2
8:15	9	0	13	0	14	2	1	0	3	0	40	2
8:30	22	0	18	1	22	1	0	0	1	0	63	2
8:45	14	0	18	1	17	0	0	2	0	0	49	3
9:00	6	0	7	0	7	0	1	1	0	0	21	1
9:15	2	0	7	0	3	0	0	0	0	0	12	0
9:30	4	0	3	0	5	0	0	0	0	0	12	0
9:45	4	0	2	0	3	0	0	0	0	0	9	0
10:00	3	0	3	0	3	0	0	0	0	0	9	0
10:15	1	0	5	0	1	0	0	0	0	0	7	0
10:30	3	4	2	1	0	0	0	0	1	0	6	5
10:45	3	0	0	0	2	0	0	0	0	0	5	0
11:00	1	0	2	0	2	0	0	0	1	0	6	0
11:15	1	0	0	0	0	0	0	0	0	0	1	0
11:30	1	0	2	0	1	0	0	0	0	0	4	0
11:45	0	0	0	0	4	0	1	0	0	0	5	0
Totals	107	115	113	108	105	101	12	25	10	7	347	356
Day Total	222		221		206		37		17		703	
AM Pct	48.2%		51.1%		51.0%		32.4%					

Peak Hour
 Peak Volume
 P.H.F

AECOM

7:00-8:00 AM	15	18	10	2	1	9
7:15-8:15 AM	24	24	16	4	3	14
7:30-8:30 AM	30	33	27	5	6	20
7:45-8:45 AM	47	46	46	5	7	30
8:00-9:00 AM	56	55	59	3	6	36

4:00-5:00 PM	37	37	38	0	0	22
4:15-5:15 PM	41	39	39	0	0	24
4:30-5:30 PM	40	37	34	2	0	23
4:45-5:45 PM	32	32	29	3	1	19
5:00-6:00 PM	27	24	19	6	1	15

Client: AECOM
 File Number:
 Route: ARB CC
 Location:

Site Ref: ARB CC
 Direction: OUT

Count Date	10/5/2022		10/6/2022		10/7/2022		10/8/2022		10/9/2022		AM	PM
Count Time	AM	PM	AM	PM	AM	PM	AM	PM	AM	PM	AM	PM
0:00	0	4	0	2	0	2	0	0	3	0	3	8
0:15	0	5	0	8	0	4	0	0	0	0	0	17
0:30	0	3	0	3	0	4	0	2	1	0	1	12
0:45	0	2	0	6	0	2	0	0	0	0	0	10
1:00	0	5	0	3	0	7	0	0	0	0	0	15
1:15	3	3	1	4	2	4	0	0	0	0	6	11
1:30	0	1	2	4	1	3	3	0	0	0	6	8
1:45	0	4	0	2	0	2	0	0	0	0	0	8
2:00	1	3	1	4	1	6	1	1	0	0	4	14
2:15	0	0	0	5	0	2	0	0	0	0	0	7
2:30	0	4	0	4	0	4	0	1	0	1	0	14
2:45	0	4	0	2	0	4	0	0	0	0	0	10
3:00	0	6	0	5	0	2	0	0	0	1	0	14
3:15	0	3	0	6	0	2	0	2	0	0	0	13
3:30	0	7	0	8	0	4	0	0	0	1	0	20
3:45	0	3	0	4	0	2	0	1	0	0	0	10
4:00	0	6	0	9	0	5	0	0	0	0	0	20
4:15	0	2	1	9	1	8	0	0	0	1	2	20
4:30	1	11	0	9	0	10	0	0	0	0	1	30
4:45	0	11	0	14	1	9	0	1	0	2	1	37
5:00	1	3	0	5	0	11	0	0	0	1	1	20
5:15	0	6	0	11	0	8	0	1	0	0	0	26
5:30	0	11	0	4	0	5	1	0	0	2	1	22
5:45	0	5	0	4	0	8	0	1	0	0	0	18
6:00	0	7	0	9	0	4	0	1	0	0	0	21
6:15	1	8	1	8	1	6	0	1	0	1	3	24
6:30	0	3	0	3	1	1	0	0	0	0	1	7
6:45	0	3	1	2	0	4	0	1	0	0	1	10
7:00	1	1	0	1	0	2	0	1	0	0	1	5
7:15	0	1	1	2	2	1	0	0	0	0	3	4
7:30	4	3	2	2	3	2	0	0	1	1	10	8
7:45	4	0	7	1	5	0	0	0	0	0	16	1
8:00	8	2	3	2	1	3	4	0	0	0	16	7
8:15	4	0	6	1	3	0	0	0	0	0	13	1
8:30	17	0	13	3	20	2	1	0	0	0	51	5
8:45	12	0	16	2	20	0	1	0	0	0	48	3
9:00	11	1	12	0	11	0	0	1	1	0	35	2
9:15	9	1	9	0	3	0	0	3	0	4	21	8
9:30	1	2	3	2	5	0	0	0	0	0	9	4
9:45	6	0	3	0	3	0	0	0	0	0	12	0
10:00	10	0	5	1	6	0	1	0	0	0	22	1
10:15	4	0	4	0	3	1	1	0	0	0	12	1
10:30	3	7	0	1	3	0	0	0	0	0	6	8
10:45	2	0	1	0	3	1	0	2	0	0	6	3
11:00	7	0	5	1	4	0	1	0	1	0	18	1
11:15	4	0	3	0	1	0	1	1	1	0	10	1
11:30	1	0	2	0	4	0	0	0	1	0	8	0
11:45	7	0	4	0	2	0	2	4	0	0	15	4
Totals	122	151	106	176	110	145	16	26	9	15	363	513
Day Total	273		282		255		42		24		876	
AM Pct	44.7%		37.6%		43.1%		38.1%					

Peak Hour
 Peak Volume
 P.H.F

AECOM

7:00-8:00 AM	9	10	10	0	1	6
7:15-8:15 AM	16	13	11	4	1	9
7:30-8:30 AM	20	18	12	4	1	11
7:45-8:45 AM	33	29	29	5	0	19
8:00-9:00 AM	41	38	44	5	0	26

4:00-5:00 PM	30	41	32	1	3	21
4:15-5:15 PM	27	37	38	1	4	21
4:30-5:30 PM	31	39	38	2	3	23
4:45-5:45 PM	31	34	33	2	5	21
5:00-6:00 PM	25	24	32	2	3	17

Client: AECOM
 File Number:
 Route: L-17a
 Location:

Site Ref: L-17a
 Direction: IN

Count Date	10/5/2022		10/6/2022		10/7/2022		10/8/2022		10/9/2022			
Count Time	AM	PM	AM	PM	AM	PM	AM	PM	AM	PM	AM	PM
0:00	0	5	0	6	0	4	0	2	0	1	0	18
0:15	0	3	0	4	0	8	0	0	0	0	0	15
0:30	0	7	0	6	0	5	0	1	0	1	0	20
0:45	0	3	0	6	0	3	0	1	0	0	0	13
1:00	0	2	0	8	0	4	0	2	0	2	0	18
1:15	0	2	0	7	0	8	0	0	0	1	0	18
1:30	0	10	0	6	1	5	0	1	0	1	1	23
1:45	0	2	0	4	0	2	0	1	0	1	0	10
2:00	0	1	0	3	0	5	0	1	0	2	0	12
2:15	1	8	1	3	1	1	0	2	0	1	3	15
2:30	0	1	0	2	0	3	1	0	0	0	1	6
2:45	0	4	0	4	0	2	0	1	0	1	0	12
3:00	0	6	0	6	0	4	0	1	0	0	0	17
3:15	0	6	0	7	0	4	0	3	0	0	0	20
3:30	0	8	0	2	0	2	0	0	0	0	0	12
3:45	0	6	0	6	0	2	0	0	0	0	0	14
4:00	0	5	0	0	0	2	0	3	0	0	0	10
4:15	0	3	0	7	0	5	0	0	0	0	0	15
4:30	0	8	0	3	0	4	0	0	0	0	0	15
4:45	0	9	0	10	0	6	0	1	0	0	0	26
5:00	0	7	0	4	0	9	0	2	0	0	0	22
5:15	0	13	1	10	0	10	0	0	2	0	3	33
5:30	5	10	4	6	3	6	0	0	0	1	12	23
5:45	5	6	3	4	3	2	0	0	0	0	11	12
6:00	3	6	2	5	4	7	0	1	0	0	9	19
6:15	4	2	7	3	5	5	0	1	1	1	17	12
6:30	8	3	12	0	9	2	1	2	0	0	30	7
6:45	26	1	21	1	17	3	0	0	0	1	64	6
7:00	12	1	13	0	8	1	0	0	0	0	33	2
7:15	10	4	16	2	13	0	3	0	1	0	43	6
7:30	19	1	9	0	10	1	1	0	0	0	39	2
7:45	30	0	21	0	22	0	0	0	2	2	75	2
8:00	25	1	27	1	25	2	0	0	1	1	78	5
8:15	28	0	35	0	33	0	0	0	0	0	96	0
8:30	37	3	35	0	36	0	0	1	0	3	108	7
8:45	39	0	33	0	32	1	0	1	0	0	104	2
9:00	28	1	33	0	15	1	2	1	0	1	78	4
9:15	25	1	24	1	33	0	0	0	2	0	84	2
9:30	26	0	22	1	17	0	4	0	0	0	69	1
9:45	16	0	19	0	19	1	2	0	0	0	56	1
10:00	11	0	12	2	13	0	1	0	0	0	37	2
10:15	17	1	7	0	17	0	0	0	0	0	41	1
10:30	12	0	7	0	5	0	0	0	2	0	26	0
10:45	7	1	6	0	11	0	2	0	1	0	27	1
11:00	7	1	4	0	7	0	1	0	1	0	20	1
11:15	12	0	7	0	9	0	3	0	1	0	32	0
11:30	6	0	5	0	4	0	1	0	0	0	16	0
11:45	6	0	6	0	5	0	0	0	1	0	18	0
Totals	425	162	392	140	377	130	22	29	15	21	1231	482
Day Total	587		532		507		51		36		1713	
AM Pct	72.4%		73.7%		74.4%		43.1%					

Peak Hour
 Peak Volume
 P.H.F

AECOM

7:00-8:00 AM	71	59	53	4	3	38
7:15-8:15 AM	84	73	70	4	4	47
7:30-8:30 AM	102	92	90	1	3	58
7:45-8:45 AM	120	118	116	0	3	71
8:00-9:00 AM	129	130	126	0	1	77

4:00-5:00 PM	25	20	17	4	0	13
4:15-5:15 PM	27	24	24	3	0	16
4:30-5:30 PM	37	27	29	3	0	19
4:45-5:45 PM	39	30	31	3	1	21
5:00-6:00 PM	36	24	27	2	1	18

Client: AECOM
 File Number:
 Route: L-17a
 Location:

Site Ref: L-17a
 Direction: OUT

Count Date	10/5/2022		10/6/2022		10/7/2022		10/8/2022		10/9/2022			
Count Time	AM	PM	AM	PM	AM	PM	AM	PM	AM	PM	AM	PM
0:00	0	3	0	7	0	5	0	4	1	0	1	19
0:15	0	3	0	7	1	7	1	0	0	0	2	17
0:30	0	4	1	5	0	9	0	1	0	1	1	20
0:45	1	6	0	3	1	4	0	0	0	1	2	14
1:00	0	7	0	2	0	6	0	1	0	1	0	17
1:15	0	2	1	4	0	6	0	0	0	2	1	14
1:30	0	10	0	7	0	9	0	2	0	0	0	28
1:45	0	9	0	6	0	11	0	1	0	2	0	29
2:00	1	15	1	5	1	6	2	0	0	1	5	27
2:15	0	12	0	10	0	7	0	0	0	1	0	30
2:30	0	14	0	10	0	12	0	0	0	0	0	36
2:45	0	9	0	13	0	4	0	2	0	0	0	28
3:00	0	7	0	11	1	13	1	1	0	1	2	33
3:15	0	20	0	32	0	15	0	1	0	1	0	69
3:30	0	12	1	13	0	17	0	4	0	3	1	49
3:45	0	11	0	15	0	17	0	0	0	2	0	45
4:00	0	11	0	24	0	14	0	3	0	0	0	52
4:15	0	18	0	16	0	11	0	0	0	2	0	47
4:30	0	31	0	22	0	21	0	1	0	1	0	76
4:45	0	26	0	26	0	21	1	0	0	0	1	73
5:00	0	27	0	29	0	24	0	0	0	0	0	80
5:15	0	22	0	31	0	34	0	3	0	2	0	92
5:30	0	32	0	24	0	28	1	1	0	0	1	85
5:45	0	26	0	22	0	17	0	1	0	2	0	68
6:00	0	20	2	15	0	19	2	0	0	1	4	55
6:15	0	14	0	11	1	16	0	3	0	1	1	45
6:30	1	20	2	21	2	18	0	1	0	0	5	60
6:45	0	6	5	12	2	11	1	0	0	0	8	29
7:00	4	12	0	11	2	12	0	1	0	1	6	37
7:15	0	15	5	5	1	8	1	0	3	1	10	29
7:30	3	3	2	11	0	5	1	0	0	0	6	19
7:45	3	11	5	5	4	4	0	1	0	6	12	27
8:00	6	4	6	1	5	11	0	0	0	2	17	18
8:15	7	2	8	6	7	3	0	2	0	0	22	13
8:30	7	3	9	4	6	1	0	0	0	0	22	8
8:45	11	3	5	2	4	3	0	0	0	0	20	8
9:00	17	2	11	5	5	1	0	0	0	1	33	9
9:15	13	4	8	6	13	3	1	0	0	1	35	14
9:30	4	0	4	4	6	0	1	0	0	0	15	4
9:45	2	0	5	0	1	0	1	0	0	1	9	1
10:00	11	0	5	2	7	2	1	0	0	0	24	4
10:15	1	0	8	1	5	0	1	0	0	0	15	1
10:30	5	0	3	0	3	0	2	0	0	1	13	1
10:45	4	1	2	0	4	2	0	0	0	0	10	3
11:00	7	0	3	0	4	1	1	0	2	0	17	1
11:15	6	2	7	0	7	0	2	0	1	0	23	2
11:30	8	1	3	0	10	0	1	1	1	1	23	3
11:45	6	0	5	2	3	1	1	0	1	0	16	3
Totals	128	460	117	468	106	439	23	35	9	40	383	1442
Day Total	588		585		545		58		49		1825	
AM Pct	21.8%		20.0%		19.4%		39.7%					

Peak Hour
 Peak Volume
 P.H.F

AECOM

7:00-8:00 AM	10	12	7	2	3	7
7:15-8:15 AM	12	18	10	2	3	9
7:30-8:30 AM	19	21	16	1	0	11
7:45-8:45 AM	23	28	22	0	0	15
8:00-9:00 AM	31	28	22	0	0	16

4:00-5:00 PM	86	88	67	4	3	50
4:15-5:15 PM	102	93	77	1	3	55
4:30-5:30 PM	106	108	100	4	3	64
4:45-5:45 PM	107	110	107	4	2	66
5:00-6:00 PM	107	106	103	5	4	65

Client: AECOM
 File Number:
 Route: L-18a
 Location:

Site Ref: L-18a
 Direction: IN

Count Date	10/5/2022		10/6/2022		10/7/2022		10/8/2022		10/9/2022		AM	PM
	AM	PM	AM	PM	AM	PM	AM	PM	AM	PM		
0:00	0	4	0	2	0	0	0	0	0	0	0	6
0:15	0	7	0	1	0	2	0	0	0	0	0	10
0:30	0	9	0	2	0	1	0	3	0	0	0	15
0:45	0	5	0	5	0	3	0	0	0	0	0	13
1:00	0	3	0	2	0	2	0	1	0	0	0	8
1:15	0	2	0	3	0	4	0	0	0	1	0	10
1:30	0	0	0	3	0	1	0	0	0	0	0	4
1:45	0	0	0	1	0	2	0	1	0	0	0	4
2:00	0	0	0	1	0	3	0	1	0	0	0	5
2:15	0	0	0	5	0	0	1	0	0	0	1	5
2:30	0	1	0	0	0	1	0	0	0	0	0	2
2:45	0	2	0	2	0	0	0	0	0	0	0	4
3:00	0	4	0	0	0	2	0	0	0	0	0	6
3:15	0	2	0	1	0	1	0	0	0	0	0	4
3:30	0	1	0	1	0	2	0	0	0	1	0	5
3:45	0	2	0	2	2	2	0	0	0	1	2	7
4:00	0	4	0	2	0	4	0	0	0	0	0	10
4:15	0	4	1	2	1	1	0	0	0	1	2	8
4:30	1	2	1	1	2	1	0	0	0	0	4	4
4:45	7	3	4	2	4	3	0	2	0	0	15	10
5:00	3	0	6	2	2	2	0	1	0	0	11	5
5:15	7	1	4	3	8	5	1	0	0	0	20	9
5:30	4	3	9	3	6	3	0	2	3	1	22	12
5:45	12	4	14	2	8	3	0	0	0	0	34	9
6:00	13	3	16	3	19	3	3	2	1	1	52	12
6:15	28	1	20	1	10	1	3	0	1	0	62	3
6:30	20	2	19	3	17	1	2	0	2	0	60	6
6:45	11	0	14	0	14	2	1	0	2	0	42	2
7:00	9	1	7	1	3	3	0	0	0	1	19	6
7:15	10	1	15	1	6	1	0	0	1	0	32	3
7:30	9	0	7	2	10	0	2	0	1	0	29	2
7:45	7	2	8	1	7	1	1	0	1	0	24	4
8:00	7	0	6	0	5	2	1	1	0	0	19	3
8:15	7	1	7	3	7	1	0	0	1	0	22	5
8:30	5	1	4	0	3	0	1	0	0	0	13	1
8:45	9	2	5	0	4	1	1	0	0	0	19	3
9:00	7	0	4	1	8	0	0	0	1	1	20	2
9:15	3	0	4	1	5	0	2	0	0	0	14	1
9:30	3	0	1	0	3	1	0	0	0	0	7	1
9:45	4	0	7	0	2	0	1	0	1	0	15	0
10:00	2	1	2	1	3	0	4	0	0	1	11	3
10:15	4	0	7	0	5	0	0	0	1	0	17	0
10:30	4	0	0	0	5	0	1	0	0	0	10	0
10:45	1	1	2	0	3	2	1	0	0	0	7	3
11:00	5	0	3	0	3	0	2	0	0	2	13	2
11:15	6	0	2	0	4	0	0	0	2	0	14	0
11:30	3	0	6	0	1	0	2	0	0	0	12	0
11:45	0	0	5	0	1	0	0	0	1	0	7	0
Totals	211	79	210	66	181	67	30	14	19	11	651	237
Day Total	290		276		248		44		30		888	
AM Pct	72.8%		76.1%		73.0%		68.2%					

Peak Hour
 Peak Volume
 P.H.F

AECOM

7:00-8:00 AM	35	37	26	3	3	21
7:15-8:15 AM	33	36	28	4	3	21
7:30-8:30 AM	30	28	29	4	3	19
7:45-8:45 AM	26	25	22	3	2	16
8:00-9:00 AM	28	22	19	3	1	15

4:00-5:00 PM	13	7	9	2	1	6
4:15-5:15 PM	9	7	7	3	1	5
4:30-5:30 PM	6	8	11	3	0	6
4:45-5:45 PM	7	10	13	5	1	7
5:00-6:00 PM	8	10	13	3	1	7

Client: AECOM
 File Number:
 Route: L-18a
 Location:

Site Ref: L-18a
 Direction: OUT

Count Date Count Time	10/5/2022		10/6/2022		10/7/2022		10/8/2022		10/9/2022		AM	PM
	AM	PM	AM	PM	AM	PM	AM	PM	AM	PM		
0:00	0	0	0	5	0	0	1	3	0	1	1	9
0:15	0	2	0	3	0	2	1	0	0	0	1	7
0:30	1	5	0	0	0	0	1	0	0	0	2	5
0:45	0	2	0	1	0	2	0	2	0	0	0	7
1:00	0	2	0	3	0	0	1	1	0	0	1	6
1:15	0	1	0	1	0	4	0	1	0	1	0	8
1:30	0	4	0	3	0	0	0	1	0	0	0	8
1:45	0	3	0	1	0	4	0	0	0	0	0	8
2:00	0	2	0	2	0	1	0	1	0	1	0	7
2:15	0	0	0	4	0	2	0	0	0	0	0	6
2:30	0	2	0	2	0	2	0	1	0	1	0	8
2:45	0	6	0	2	0	2	0	0	0	0	0	10
3:00	0	4	0	3	0	7	0	0	0	0	0	14
3:15	0	10	1	7	0	4	0	1	0	1	1	23
3:30	0	3	1	6	0	6	0	1	0	1	1	17
3:45	0	3	0	4	1	6	0	1	0	1	1	15
4:00	0	3	0	5	0	5	0	0	0	0	0	13
4:15	0	4	0	8	1	0	0	1	0	1	1	14
4:30	0	3	0	3	1	3	0	1	0	1	1	11
4:45	0	7	0	4	0	5	0	0	0	0	0	16
5:00	2	5	1	1	1	7	0	1	0	0	4	14
5:15	0	9	2	6	1	5	0	1	0	0	3	21
5:30	0	6	1	3	0	10	1	1	0	1	2	21
5:45	2	12	2	10	0	7	1	0	0	0	5	29
6:00	0	3	0	2	2	3	2	0	1	0	5	8
6:15	1	11	1	7	0	5	0	1	0	1	2	25
6:30	0	5	2	7	2	8	0	3	1	1	5	24
6:45	2	10	1	4	0	10	0	0	0	0	3	24
7:00	0	10	0	9	2	15	0	0	0	1	2	35
7:15	0	14	1	6	1	8	1	3	0	5	3	36
7:30	0	6	0	5	1	4	0	0	0	1	1	16
7:45	3	5	2	7	0	5	0	0	0	0	5	17
8:00	1	0	0	5	0	3	0	0	0	1	1	9
8:15	0	4	2	10	0	3	0	0	0	0	2	17
8:30	2	1	0	5	0	1	0	0	0	0	2	7
8:45	1	1	0	2	0	2	0	0	0	0	1	5
9:00	1	0	1	2	0	0	0	0	0	0	2	2
9:15	0	0	0	1	0	1	0	0	1	0	1	2
9:30	1	0	0	3	0	1	0	0	0	0	1	4
9:45	1	0	0	2	0	0	1	0	0	0	2	2
10:00	0	1	0	1	2	2	0	0	1	0	3	4
10:15	1	1	0	0	2	0	0	0	0	0	3	1
10:30	2	0	1	1	0	0	2	1	0	0	5	2
10:45	0	1	0	0	0	1	0	0	0	0	0	2
11:00	3	0	3	0	0	0	0	0	0	0	6	0
11:15	2	1	1	0	1	1	1	1	1	2	6	5
11:30	2	0	1	0	1	0	2	0	1	0	7	0
11:45	1	0	0	0	0	0	1	0	2	4	4	4
Totals	29	172	24	166	19	157	16	27	8	26	96	548
Day Total	201		190		176		43		34		644	
AM Pct	14.4%		12.6%		10.8%		37.2%					

Peak Hour
 Peak Volume
 P.H.F

AECOM

7:00-8:00 AM	3	3	4	1	0	2
7:15-8:15 AM	4	3	2	1	0	2
7:30-8:30 AM	4	4	1	0	0	2
7:45-8:45 AM	6	4	0	0	0	2
8:00-9:00 AM	4	2	0	0	0	1

4:00-5:00 PM	17	20	13	2	2	11
4:15-5:15 PM	19	16	15	3	2	11
4:30-5:30 PM	24	14	20	3	1	12
4:45-5:45 PM	27	14	27	3	1	14
5:00-6:00 PM	32	20	29	3	1	17

Client: AECOM
 File Number:
 Route: L-18b
 Location:

Site Ref: L-18b
 Direction: IN

Count Date	10/5/2022		10/6/2022		10/7/2022		10/8/2022		10/9/2022			
Count Time	AM	PM	AM	PM	AM	PM	AM	PM	AM	PM	AM	PM
0:00	0	3	0	8	0	2	1	3	0	3	1	19
0:15	0	1	0	3	0	8	0	2	0	2	0	16
0:30	0	4	0	3	0	5	0	0	0	2	0	14
0:45	0	1	0	2	0	1	1	0	0	0	1	4
1:00	0	2	0	3	0	1	0	0	0	0	0	6
1:15	0	4	0	3	0	3	0	3	1	1	1	14
1:30	0	2	0	4	0	0	0	5	0	3	0	14
1:45	0	3	0	2	0	6	0	2	0	4	0	17
2:00	0	2	0	1	0	1	0	1	0	1	0	6
2:15	0	6	0	3	0	6	0	0	0	1	0	16
2:30	0	3	0	5	0	6	0	2	0	3	0	19
2:45	0	3	0	6	0	0	0	1	0	2	0	12
3:00	0	3	0	5	0	2	0	0	0	0	0	10
3:15	0	1	2	7	0	2	0	1	0	0	2	11
3:30	0	4	1	0	0	3	0	0	0	1	1	8
3:45	0	4	0	3	0	2	0	3	0	0	0	12
4:00	0	2	0	1	0	3	0	0	0	0	0	6
4:15	0	3	0	0	0	1	0	4	0	0	0	8
4:30	0	3	0	6	0	7	0	2	0	0	0	18
4:45	0	0	1	1	0	1	0	0	0	1	1	3
5:00	2	2	0	4	1	2	0	4	0	0	3	12
5:15	2	6	3	12	3	6	0	1	0	1	8	26
5:30	3	2	1	1	0	2	1	0	0	2	5	7
5:45	1	3	5	2	6	5	1	1	1	1	14	12
6:00	5	3	12	6	7	1	0	1	2	0	26	11
6:15	4	8	5	4	2	3	3	0	10	3	24	18
6:30	6	2	7	7	6	1	4	0	7	2	30	12
6:45	3	1	5	4	5	1	1	0	3	0	17	6
7:00	7	2	9	3	4	0	1	0	1	1	22	6
7:15	4	0	4	1	6	0	1	0	0	0	15	1
7:30	8	0	7	2	4	5	0	0	1	0	20	7
7:45	14	2	19	0	5	12	3	0	0	0	41	14
8:00	9	2	7	0	2	11	1	0	0	1	19	14
8:15	5	2	3	3	7	0	1	0	0	1	16	6
8:30	6	0	4	1	7	0	0	0	0	0	17	1
8:45	6	1	9	0	8	2	1	3	5	0	29	6
9:00	11	0	6	0	5	0	2	0	2	0	26	0
9:15	8	0	3	2	3	0	0	1	0	0	14	3
9:30	7	0	6	1	6	2	3	0	3	0	25	3
9:45	15	0	6	0	3	1	1	1	0	0	25	2
10:00	9	0	10	0	4	1	2	0	1	0	26	1
10:15	0	0	5	0	3	0	3	0	3	0	14	0
10:30	7	0	8	0	6	0	3	0	0	0	24	0
10:45	3	0	5	0	2	0	2	0	1	0	13	0
11:00	3	0	5	0	4	0	1	0	1	0	14	0
11:15	5	1	2	0	0	3	1	1	1	2	9	7
11:30	3	0	4	0	7	0	1	0	3	1	18	1
11:45	8	0	5	0	4	0	2	0	3	1	22	1
Totals	164	91	169	119	120	118	41	42	49	40	543	410
Day Total	255		288		238		83		89		953	
AM Pct	64.3%		58.7%		50.4%		49.4%					

Peak Hour
 Peak Volume
 P.H.F

AECOM

7:00-8:00 AM	33	39	19	5	2	20
7:15-8:15 AM	35	37	17	5	1	19
7:30-8:30 AM	36	36	18	5	1	19
7:45-8:45 AM	34	33	21	5	0	19
8:00-9:00 AM	26	23	24	3	5	16

4:00-5:00 PM	8	8	12	6	1	7
4:15-5:15 PM	8	11	11	10	1	8
4:30-5:30 PM	11	23	16	7	2	12
4:45-5:45 PM	10	18	11	5	4	10
5:00-6:00 PM	13	19	15	6	4	11

Client: AECOM
 File Number:
 Route: L-18b
 Location:

Site Ref: L-18b
 Direction: OUT

Count Date	10/5/2022		10/6/2022		10/7/2022		10/8/2022		10/9/2022			
	AM	PM	AM	PM	AM	PM	AM	PM	AM	PM	AM	PM
0:00	0	0	0	4	0	0	0	0	0	0	0	4
0:15	0	3	0	0	0	0	0	1	0	4	0	8
0:30	0	6	1	2	0	4	0	5	0	1	1	18
0:45	0	0	0	1	0	3	0	0	2	5	2	9
1:00	0	0	0	0	0	0	0	4	0	3	0	7
1:15	0	0	0	1	0	1	0	0	0	2	0	4
1:30	0	2	0	1	0	1	0	3	0	0	0	7
1:45	0	1	0	2	0	5	0	0	0	0	0	8
2:00	0	5	0	7	2	1	0	0	0	0	2	13
2:15	0	3	0	3	0	4	0	0	0	0	0	10
2:30	0	0	0	2	0	3	0	0	0	3	0	8
2:45	0	3	0	0	0	0	0	0	0	1	0	4
3:00	0	4	0	1	0	2	0	1	0	2	0	10
3:15	0	7	0	2	0	2	0	1	1	1	1	13
3:30	0	7	1	5	0	2	0	2	0	4	1	20
3:45	0	3	0	1	0	3	0	1	0	2	0	10
4:00	0	9	0	3	1	2	0	2	0	0	1	16
4:15	0	3	0	5	0	2	0	2	0	2	0	14
4:30	0	3	0	2	0	3	0	1	0	2	0	11
4:45	0	5	0	5	0	2	0	0	0	1	0	13
5:00	0	5	0	4	0	0	0	1	0	0	0	10
5:15	1	4	0	7	0	4	0	1	0	1	1	17
5:30	0	4	0	4	0	5	0	0	0	1	0	14
5:45	0	4	0	3	1	1	0	0	0	1	1	9
6:00	0	0	0	4	0	1	0	0	0	1	0	6
6:15	0	3	0	2	0	4	1	2	1	0	2	11
6:30	2	1	1	1	0	3	0	0	0	0	3	5
6:45	0	0	0	3	0	5	0	0	0	2	0	10
7:00	0	3	0	0	0	1	0	0	0	2	0	6
7:15	2	5	1	5	0	1	0	8	0	8	3	27
7:30	2	6	2	2	3	0	1	3	1	2	9	13
7:45	0	2	0	0	2	6	1	2	0	2	3	12
8:00	0	4	0	2	0	4	0	1	0	1	0	12
8:15	2	4	2	5	0	4	1	1	0	3	5	17
8:30	2	0	1	0	0	1	0	0	0	3	3	4
8:45	1	1	0	0	1	0	1	0	0	0	3	1
9:00	1	0	2	2	0	0	0	1	2	0	5	3
9:15	1	0	1	0	0	1	1	0	0	1	3	2
9:30	1	0	0	3	0	0	0	1	0	0	1	4
9:45	0	0	0	0	1	0	1	0	0	0	2	0
10:00	0	0	0	0	0	0	1	0	0	0	1	0
10:15	0	0	0	0	1	0	0	0	1	0	2	0
10:30	0	0	0	0	1	1	1	0	1	0	3	1
10:45	2	0	2	0	0	0	0	0	0	1	4	1
11:00	0	0	0	1	0	2	0	0	0	0	0	3
11:15	0	1	0	0	1	0	0	0	1	1	2	2
11:30	0	1	2	2	2	0	0	2	0	0	4	5
11:45	1	0	0	0	0	0	2	1	2	5	5	6
Totals	18	112	16	97	16	84	11	47	12	68	73	408
Day Total	130		113		100		58		80		481	
AM Pct	13.8%		14.2%		16.0%		19.0%					

Peak Hour
 Peak Volume
 P.H.F

AECOM

7:00-8:00 AM	4	3	5	2	1	3
7:15-8:15 AM	4	3	5	2	1	3
7:30-8:30 AM	4	4	5	3	1	3
7:45-8:45 AM	4	3	2	2	0	2
8:00-9:00 AM	5	3	1	2	0	2

4:00-5:00 PM	20	15	9	5	5	11
4:15-5:15 PM	16	16	7	4	5	10
4:30-5:30 PM	17	18	9	3	4	10
4:45-5:45 PM	18	20	11	2	3	11
5:00-6:00 PM	17	18	10	2	3	10

Client: AECOM
 File Number:
 Route: L-18c
 Location:

Site Ref: L-18c
 Direction: IN

Count Date	10/5/2022		10/6/2022		10/7/2022		10/8/2022		10/9/2022			
Count Time	AM	PM	AM	PM	AM	PM	AM	PM	AM	PM	AM	PM
0:00	1	9	1	6	0	8	0	2	0	3	2	28
0:15	0	8	0	8	0	5	0	2	0	2	0	25
0:30	0	3	0	8	0	3	0	2	0	4	0	20
0:45	0	2	0	6	0	5	0	7	0	1	0	21
1:00	0	4	0	7	0	5	0	5	0	5	0	26
1:15	0	2	0	11	0	2	1	4	0	12	1	31
1:30	0	4	0	5	2	1	0	2	0	5	2	17
1:45	0	5	0	1	0	4	1	1	0	7	1	18
2:00	0	6	0	0	1	6	0	0	0	3	1	15
2:15	3	6	3	3	3	0	1	0	0	0	10	9
2:30	0	3	0	7	0	4	1	1	0	1	1	16
2:45	0	3	0	3	0	8	0	2	0	3	0	19
3:00	0	3	0	8	0	2	0	1	0	3	0	17
3:15	0	3	0	1	0	2	0	2	0	6	0	14
3:30	0	5	0	6	0	4	0	1	0	2	0	18
3:45	0	0	0	2	1	2	0	3	0	0	1	7
4:00	0	6	0	5	1	4	0	0	0	3	1	18
4:15	0	0	2	1	0	8	0	0	0	0	2	9
4:30	1	4	0	5	0	3	1	2	2	0	4	14
4:45	0	8	0	3	0	2	1	0	0	2	1	15
5:00	3	6	2	2	1	2	0	0	0	1	6	11
5:15	3	6	2	7	1	1	0	0	0	0	6	14
5:30	3	2	0	4	2	1	0	0	1	2	6	9
5:45	6	1	2	5	0	2	0	0	3	3	11	11
6:00	3	2	3	0	8	3	3	0	1	1	18	6
6:15	6	0	5	5	5	4	8	2	6	1	30	12
6:30	4	1	8	1	4	5	9	0	8	0	33	7
6:45	8	2	14	2	5	0	4	0	4	1	35	5
7:00	6	5	7	0	7	2	1	0	0	1	21	8
7:15	7	2	6	1	6	0	1	0	0	2	20	5
7:30	5	2	6	3	8	2	9	0	3	0	31	7
7:45	5	7	8	2	14	2	0	0	1	0	28	11
8:00	10	3	5	3	4	5	3	1	0	0	22	12
8:15	8	4	13	0	4	1	1	0	0	0	26	5
8:30	9	0	14	1	14	0	0	1	2	0	39	2
8:45	10	0	14	0	8	3	2	2	3	0	37	5
9:00	12	0	13	0	9	0	1	0	1	0	36	0
9:15	11	0	7	0	10	3	0	0	1	0	29	3
9:30	6	1	3	0	9	0	4	0	5	0	27	1
9:45	2	0	7	0	6	0	3	0	2	0	20	0
10:00	4	0	4	1	11	0	2	0	0	0	21	1
10:15	2	0	4	1	5	0	3	0	0	0	14	1
10:30	10	2	7	0	4	5	2	3	0	2	23	12
10:45	5	0	2	0	7	1	2	0	1	0	17	1
11:00	10	0	3	0	3	0	5	0	2	0	23	0
11:15	6	0	6	0	3	0	2	0	4	0	21	0
11:30	0	1	7	0	1	0	3	0	1	0	12	1
11:45	5	0	6	0	2	0	1	0	2	0	16	0
Totals	174	131	184	134	169	120	75	46	53	76	655	507
Day Total	305		318		289		121		129		1162	
AM Pct	57.0%		57.9%		58.5%		62.0%					

Peak Hour
 Peak Volume
 P.H.F

AECOM

7:00-8:00 AM	23	27	35	11	4	20
7:15-8:15 AM	27	25	32	13	4	20
7:30-8:30 AM	28	32	30	13	4	21
7:45-8:45 AM	32	40	36	4	3	23
8:00-9:00 AM	37	46	30	6	5	25

4:00-5:00 PM	18	14	17	2	5	11
4:15-5:15 PM	18	11	15	2	3	10
4:30-5:30 PM	24	17	8	2	3	11
4:45-5:45 PM	22	16	6	0	5	10
5:00-6:00 PM	15	18	6	0	6	9

Client: AECOM
 File Number:
 Route: L-18c
 Location:

Site Ref: L-18c
 Direction: OUT

Count Date	10/5/2022		10/6/2022		10/7/2022		10/8/2022		10/9/2022		AM	PM
	AM	PM	AM	PM	AM	PM	AM	PM	AM	PM		
0:00	4	15	6	10	3	5	0	3	2	3	15	36
0:15	0	5	0	3	0	4	4	2	0	2	4	16
0:30	0	9	1	0	1	10	2	3	0	5	4	27
0:45	0	5	2	19	0	11	0	0	0	5	2	40
1:00	0	6	0	4	0	7	0	6	0	3	0	26
1:15	0	16	1	17	0	11	2	3	0	3	3	50
1:30	0	2	0	8	1	2	0	0	0	7	1	19
1:45	0	7	0	8	0	7	0	1	0	4	0	27
2:00	0	6	0	17	0	9	0	5	0	3	0	40
2:15	0	10	0	11	4	9	0	3	0	1	4	34
2:30	0	6	2	8	2	14	0	4	0	2	4	34
2:45	0	12	0	12	2	10	2	2	0	4	4	40
3:00	0	14	0	9	0	11	0	6	0	2	0	42
3:15	0	18	0	9	1	13	0	9	1	12	2	61
3:30	0	16	0	12	0	12	0	7	0	8	0	55
3:45	0	16	0	9	0	17	0	12	0	0	0	54
4:00	0	13	0	13	0	8	0	5	0	9	0	48
4:15	0	9	1	19	0	17	0	4	2	0	3	49
4:30	0	15	0	14	0	13	0	2	0	1	0	45
4:45	1	17	2	16	0	19	0	1	0	4	3	57
5:00	3	14	0	16	2	23	0	4	0	7	5	64
5:15	5	19	4	27	3	18	0	2	0	2	12	68
5:30	2	11	2	14	5	25	0	12	0	1	9	63
5:45	4	26	3	19	5	10	0	4	1	1	13	60
6:00	2	17	3	18	4	12	0	3	2	1	11	51
6:15	5	8	3	14	6	13	1	1	0	4	15	40
6:30	2	12	3	8	3	15	0	3	1	8	9	46
6:45	8	11	5	12	2	0	0	2	0	6	15	31
7:00	3	13	4	20	3	7	1	2	1	2	12	44
7:15	7	10	6	7	7	11	0	3	2	10	22	41
7:30	2	9	2	12	9	17	6	10	2	7	21	55
7:45	7	7	4	9	8	24	1	4	2	3	22	47
8:00	3	10	2	7	2	17	9	3	0	0	16	37
8:15	8	1	6	1	7	12	0	2	1	4	22	20
8:30	4	0	7	7	6	1	0	0	1	3	18	11
8:45	5	7	13	8	9	3	0	0	1	4	28	22
9:00	10	2	6	6	5	0	0	3	0	0	21	11
9:15	1	1	8	3	3	2	0	0	0	0	12	6
9:30	6	2	9	4	4	8	2	1	2	0	23	15
9:45	10	7	5	6	1	2	2	0	0	3	18	18
10:00	7	1	6	1	5	3	3	1	0	0	21	6
10:15	8	0	4	0	3	1	0	2	2	0	17	3
10:30	6	4	4	3	5	3	0	0	1	0	16	10
10:45	2	0	4	0	4	2	4	0	2	0	16	2
11:00	11	3	10	2	6	3	9	0	0	1	36	9
11:15	12	1	4	3	3	4	2	4	0	0	21	12
11:30	4	3	8	2	4	2	0	2	0	1	16	10
11:45	6	2	9	0	5	1	2	1	4	0	26	4
Totals	158	418	159	447	143	448	52	147	30	146	542	1606
Day Total	576		606		591		199		176		2148	
AM Pct	27.4%		26.2%		24.2%		26.1%					

Peak Hour
 Peak Volume
 P.H.F

AECOM

7:00-8:00 AM	19	16	27	8	7	15
7:15-8:15 AM	19	14	26	16	6	16
7:30-8:30 AM	20	14	26	16	5	16
7:45-8:45 AM	22	19	23	10	4	16
8:00-9:00 AM	20	28	24	9	3	17

4:00-5:00 PM	54	62	57	12	14	40
4:15-5:15 PM	55	65	72	11	12	43
4:30-5:30 PM	65	73	73	9	14	47
4:45-5:45 PM	61	73	85	19	14	50
5:00-6:00 PM	70	76	76	22	11	51

Client: AECOM
 File Number:
 Route: L-1a
 Location:

Site Ref: L-1a
 Direction: IN

Count Date Count Time	10/5/2022		10/6/2022		10/7/2022		10/8/2022		10/9/2022		AM	PM
	AM	PM	AM	PM	AM	PM	AM	PM	AM	PM		
0:00	1	5	0	7	0	6	0	2	0	1	1	21
0:15	0	5	0	7	0	3	0	1	0	1	0	17
0:30	0	10	2	11	1	12	1	1	0	1	4	35
0:45	0	9	0	6	0	7	1	7	0	0	1	29
1:00	0	4	0	9	0	3	0	2	1	0	1	18
1:15	1	2	0	7	0	12	2	2	1	2	4	25
1:30	0	6	0	7	0	5	0	1	0	3	0	22
1:45	0	3	0	7	0	3	0	1	0	1	0	15
2:00	0	8	0	8	0	6	0	4	0	1	0	27
2:15	0	5	0	6	0	4	0	3	0	4	0	22
2:30	0	6	0	6	1	3	0	3	0	4	1	22
2:45	0	11	0	9	0	7	0	0	0	1	0	28
3:00	1	10	2	4	1	2	0	3	0	5	4	24
3:15	0	1	1	4	1	6	0	6	1	2	3	19
3:30	0	6	1	2	4	4	0	1	0	3	5	16
3:45	2	8	0	4	3	5	0	4	0	1	5	22
4:00	2	2	3	5	1	4	0	0	0	3	6	14
4:15	4	6	3	5	2	4	0	3	0	4	9	22
4:30	4	2	4	4	6	11	1	0	0	1	15	18
4:45	4	3	7	5	5	6	0	1	0	1	16	16
5:00	11	5	8	7	5	3	1	0	0	0	25	15
5:15	6	3	9	2	4	7	0	6	0	0	19	18
5:30	15	3	15	0	6	2	0	1	0	0	36	6
5:45	14	1	19	3	10	3	0	6	0	1	43	14
6:00	65	2	50	2	49	5	4	3	2	3	170	15
6:15	84	0	82	1	67	0	6	2	3	1	242	4
6:30	102	4	100	1	98	4	1	7	4	1	305	17
6:45	51	1	62	3	54	1	2	4	1	2	170	11
7:00	27	1	26	2	23	3	0	5	2	1	78	12
7:15	49	1	33	2	36	1	0	5	0	1	118	10
7:30	39	1	37	1	35	1	2	9	2	0	115	12
7:45	53	4	42	3	52	1	0	11	1	0	148	19
8:00	41	0	44	1	23	1	1	2	1	1	110	5
8:15	28	1	20	1	37	2	1	0	1	0	87	4
8:30	37	2	27	0	33	5	1	1	0	0	98	8
8:45	18	2	23	1	19	3	1	1	0	0	61	7
9:00	23	2	13	0	15	0	2	0	0	0	53	2
9:15	16	1	9	1	6	0	1	0	1	1	33	3
9:30	8	1	6	1	8	2	3	0	0	1	25	5
9:45	15	0	22	1	6	1	0	0	1	2	44	4
10:00	5	2	11	2	4	3	2	0	2	0	24	7
10:15	14	0	8	3	7	2	0	0	1	1	30	6
10:30	15	3	3	3	8	0	1	0	0	0	27	6
10:45	7	1	13	1	7	0	0	0	0	0	27	2
11:00	7	0	5	2	10	0	2	0	0	1	24	3
11:15	4	0	7	0	6	1	1	1	0	0	18	2
11:30	11	0	3	0	13	0	4	0	1	0	32	0
11:45	7	0	10	0	2	0	1	1	2	0	22	1
Totals	791	153	730	167	668	164	42	110	28	56	2259	650
Day Total	944		897		832		152		84		2909	
AM Pct	83.8%		81.4%		80.3%		27.6%					

Peak Hour
 Peak Volume
 P.H.F

AECOM

7:00-8:00 AM	168	138	146	2	5	92
7:15-8:15 AM	182	156	146	3	4	98
7:30-8:30 AM	161	143	147	4	5	92
7:45-8:45 AM	159	133	145	3	3	89
8:00-9:00 AM	124	114	112	4	2	71

4:00-5:00 PM	13	19	25	4	9	14
4:15-5:15 PM	16	21	24	4	6	14
4:30-5:30 PM	13	18	27	7	2	13
4:45-5:45 PM	14	14	18	8	1	11
5:00-6:00 PM	12	12	15	13	1	11

Client: AECOM
 File Number:
 Route: L-1a
 Location:

Site Ref: L-1a
 Direction: OUT

Count Date	10/5/2022		10/6/2022		10/7/2022		10/8/2022		10/9/2022		AM	PM
	AM	PM	AM	PM	AM	PM	AM	PM	AM	PM		
0:00	0	4	0	6	0	12	1	2	5	1	6	25
0:15	0	3	0	5	1	6	0	2	2	2	3	18
0:30	0	10	2	8	0	6	3	1	0	1	5	26
0:45	0	7	0	5	0	4	0	6	0	0	0	22
1:00	0	9	0	16	0	4	0	2	1	0	1	31
1:15	1	4	0	10	1	10	4	0	0	1	6	25
1:30	3	16	3	13	2	13	0	1	1	2	9	45
1:45	0	13	0	8	0	8	0	1	0	2	0	32
2:00	0	13	0	4	0	8	2	1	0	3	2	29
2:15	0	11	0	9	0	10	0	3	0	2	0	35
2:30	0	12	0	19	1	17	0	2	0	2	1	52
2:45	0	21	1	20	0	10	0	2	0	2	1	55
3:00	1	31	2	24	1	15	0	3	0	2	4	75
3:15	0	26	0	34	0	26	0	6	1	3	1	95
3:30	0	32	0	38	2	31	0	0	0	4	2	105
3:45	0	43	0	36	1	27	0	2	0	3	1	111
4:00	0	35	0	39	1	35	0	4	0	7	1	120
4:15	0	40	0	37	0	35	0	3	0	5	0	120
4:30	0	39	0	34	0	41	0	1	0	1	0	116
4:45	0	38	3	43	1	38	0	2	0	4	4	125
5:00	1	62	1	48	2	40	1	3	0	0	5	153
5:15	1	33	1	41	1	46	0	4	0	0	3	124
5:30	4	36	2	40	1	35	0	4	0	0	7	115
5:45	1	38	1	42	2	35	0	0	0	2	4	117
6:00	2	35	5	25	3	20	1	1	0	3	11	84
6:15	0	28	6	17	1	17	1	3	0	1	8	66
6:30	3	25	4	19	2	22	0	4	0	2	9	72
6:45	0	17	2	20	0	9	0	0	0	2	2	48
7:00	3	12	2	17	2	11	0	2	0	1	7	43
7:15	1	17	1	12	0	15	0	1	0	0	2	45
7:30	4	34	1	41	0	42	1	3	0	2	6	122
7:45	1	55	1	45	2	38	0	3	0	2	4	143
8:00	4	23	1	20	2	19	0	2	2	2	9	66
8:15	0	10	4	10	3	16	1	1	0	1	8	38
8:30	6	6	5	5	2	12	0	0	0	0	13	23
8:45	2	2	4	2	2	10	0	1	0	1	8	16
9:00	6	4	5	2	2	3	1	1	0	1	14	11
9:15	2	3	1	4	2	4	1	0	1	1	7	12
9:30	9	5	2	6	3	5	2	2	1	0	17	18
9:45	4	5	3	2	1	5	1	6	0	1	9	19
10:00	5	4	2	5	1	2	1	4	1	0	10	15
10:15	1	0	4	2	3	3	1	2	1	0	10	7
10:30	5	2	7	5	3	2	0	3	0	0	15	12
10:45	6	3	7	4	7	1	1	1	0	0	21	9
11:00	6	1	6	0	4	1	1	2	1	1	18	5
11:15	7	2	8	5	6	1	2	1	0	0	23	9
11:30	7	0	3	0	12	1	3	2	0	0	25	3
11:45	11	1	3	0	5	0	0	18	0	0	19	19
Totals	107	870	103	847	85	771	29	118	17	70	341	2676
Day Total	977		950		856		147		87		3017	
AM Pct	11.0%		10.8%		9.9%		19.7%					

Peak Hour
 Peak Volume
 P.H.F

AECOM

7:00-8:00 AM	9	5	4	1	0	4
7:15-8:15 AM	10	4	4	1	2	4
7:30-8:30 AM	9	7	7	2	2	5
7:45-8:45 AM	11	11	9	1	2	7
8:00-9:00 AM	12	14	9	1	2	8

4:00-5:00 PM	152	153	149	10	17	96
4:15-5:15 PM	179	162	154	9	10	103
4:30-5:30 PM	172	166	165	10	5	104
4:45-5:45 PM	169	172	159	13	4	103
5:00-6:00 PM	169	171	156	11	2	102

Client: AECOM
 File Number:
 Route: L-1b
 Location:

Site Ref: L-1b
 Direction: IN

Count Date	10/5/2022		10/6/2022		10/7/2022		10/8/2022		10/9/2022		AM	PM
	AM	PM	AM	PM	AM	PM	AM	PM	AM	PM		
0:00	0	34	0	22	0	22	0	4	2	6	2	88
0:15	0	30	0	26	0	25	0	7	1	1	1	89
0:30	0	32	0	19	0	23	1	2	0	6	1	82
0:45	0	35	0	51	0	38	0	4	0	1	0	129
1:00	0	31	0	21	0	30	0	4	0	2	0	88
1:15	0	33	0	34	0	20	0	5	0	1	0	93
1:30	0	33	0	38	0	45	0	9	0	3	0	128
1:45	3	35	1	32	1	35	1	7	0	3	6	112
2:00	0	25	0	38	0	32	0	10	0	6	0	111
2:15	0	22	1	29	0	38	0	7	0	4	1	100
2:30	0	36	0	28	0	24	0	6	0	4	0	98
2:45	0	41	0	33	0	25	0	12	0	4	0	115
3:00	1	30	1	28	0	18	0	3	0	5	2	84
3:15	0	28	0	20	1	28	0	6	0	3	1	85
3:30	1	26	0	38	2	27	0	5	0	6	3	102
3:45	0	25	0	19	0	28	0	3	0	0	0	75
4:00	0	24	0	17	0	26	0	6	0	3	0	76
4:15	1	17	1	23	1	18	0	5	0	4	3	67
4:30	0	18	0	12	0	23	0	8	0	3	0	64
4:45	3	25	0	13	0	9	0	5	0	2	3	54
5:00	0	23	0	19	0	13	0	0	0	2	0	57
5:15	0	11	0	5	0	11	0	1	0	3	0	31
5:30	0	8	2	14	1	9	0	2	0	1	3	34
5:45	4	13	4	9	5	5	0	4	0	0	13	31
6:00	6	7	5	6	6	8	0	3	0	2	17	26
6:15	7	12	9	8	7	8	4	3	3	2	30	33
6:30	20	13	18	8	16	6	3	3	5	0	62	30
6:45	11	5	15	8	19	5	2	2	1	0	48	20
7:00	31	4	18	3	13	1	8	0	1	1	71	9
7:15	20	4	16	4	21	2	2	3	0	2	59	15
7:30	34	5	26	8	28	3	1	2	4	0	93	18
7:45	27	1	38	4	22	1	4	1	2	1	93	8
8:00	27	3	25	1	14	2	3	1	3	0	72	7
8:15	34	5	41	4	34	2	5	2	0	0	114	13
8:30	31	1	29	4	42	3	6	0	5	0	113	8
8:45	41	1	35	1	32	1	7	1	3	0	118	4
9:00	31	1	36	3	23	0	2	2	9	0	101	6
9:15	37	1	33	0	39	1	4	1	5	1	118	4
9:30	48	0	26	1	34	0	4	0	2	0	114	1
9:45	38	3	54	0	38	2	9	0	1	0	140	5
10:00	38	0	28	1	30	2	6	0	4	0	106	3
10:15	33	0	44	0	34	0	8	0	5	0	124	0
10:30	45	3	43	0	35	0	10	0	1	0	134	3
10:45	40	0	47	0	37	0	0	1	6	0	130	1
11:00	36	0	26	0	39	0	6	0	5	0	112	0
11:15	32	0	40	0	29	0	6	0	3	0	110	0
11:30	41	0	12	0	29	0	5	0	3	0	90	0
11:45	37	0	30	0	25	0	9	0	2	0	103	0
Totals	758	704	704	652	657	619	116	150	76	82	2311	2207
Day Total	1462		1356		1276		266		158		4518	
AM Pct	51.8%		51.9%		51.5%		43.6%					

Peak Hour
 Peak Volume
 P.H.F

AECOM

7:00-8:00 AM	112	98	84	15	7	63
7:15-8:15 AM	108	105	85	10	9	63
7:30-8:30 AM	122	130	98	13	9	74
7:45-8:45 AM	119	133	112	18	10	78
8:00-9:00 AM	133	130	122	21	11	83

4:00-5:00 PM	84	65	76	24	12	52
4:15-5:15 PM	83	67	63	18	11	48
4:30-5:30 PM	77	49	56	14	10	41
4:45-5:45 PM	67	51	42	8	8	35
5:00-6:00 PM	55	47	38	7	6	31

Client: AECOM
 File Number:
 Route: L-1b
 Location:

Site Ref: L-1b
 Direction: OUT

Count Date	10/5/2022		10/6/2022		10/7/2022		10/8/2022		10/9/2022			
Count Time	AM	PM	AM	PM	AM	PM	AM	PM	AM	PM	AM	PM
0:00	0	24	0	28	0	29	0	6	0	2	0	89
0:15	0	34	0	29	0	18	0	2	2	2	2	85
0:30	0	26	0	14	0	20	0	2	0	2	0	64
0:45	0	30	0	13	0	15	1	2	0	5	1	65
1:00	0	21	0	16	0	17	0	4	0	1	0	59
1:15	1	29	0	19	0	18	0	4	0	3	1	73
1:30	0	19	0	21	0	20	0	9	0	1	0	70
1:45	2	21	0	22	1	27	1	6	0	2	4	78
2:00	0	36	0	22	0	19	0	4	0	2	0	83
2:15	0	31	1	14	0	25	0	1	0	7	1	78
2:30	0	24	0	35	2	30	0	3	0	2	2	94
2:45	0	26	0	29	0	17	0	11	0	6	0	89
3:00	2	34	3	23	0	23	0	4	0	2	5	86
3:15	0	21	0	24	0	29	0	3	0	1	0	78
3:30	1	38	0	23	1	29	2	4	0	1	4	95
3:45	0	33	0	18	0	21	0	5	0	5	0	82
4:00	0	34	0	29	0	26	0	3	0	1	0	93
4:15	0	17	0	23	0	34	0	5	0	2	0	81
4:30	0	31	0	23	0	26	0	11	0	6	0	97
4:45	0	26	0	18	0	20	0	2	0	4	0	70
5:00	2	24	0	25	0	26	0	6	0	1	2	82
5:15	0	17	0	14	0	22	0	1	0	2	0	56
5:30	1	31	1	16	0	19	0	2	0	2	2	70
5:45	0	22	0	18	0	23	0	3	0	5	0	71
6:00	1	18	0	17	0	12	0	4	0	2	1	53
6:15	2	11	1	5	0	10	0	2	0	1	3	29
6:30	1	22	1	13	6	3	1	2	0	0	9	40
6:45	3	15	1	5	3	5	1	2	0	0	8	27
7:00	2	6	5	8	4	11	0	1	0	1	11	27
7:15	6	0	7	5	4	3	2	5	0	0	19	13
7:30	10	7	3	9	8	8	2	2	0	4	23	30
7:45	10	3	7	4	7	0	0	2	1	1	25	10
8:00	12	1	15	1	6	2	0	2	1	0	34	6
8:15	15	4	9	0	10	4	4	0	2	1	40	9
8:30	9	3	10	7	8	1	2	2	3	0	32	13
8:45	12	3	17	3	18	1	0	0	2	0	49	7
9:00	17	1	18	5	19	4	4	2	3	1	61	13
9:15	19	3	19	2	24	1	2	2	3	1	67	9
9:30	26	0	17	0	13	0	4	1	1	0	61	1
9:45	20	0	20	1	22	1	4	0	1	0	67	2
10:00	18	0	23	1	24	2	5	0	4	0	74	3
10:15	28	4	32	0	14	0	4	1	7	0	85	5
10:30	15	3	28	2	37	0	6	0	0	1	86	6
10:45	23	2	11	0	25	0	5	3	2	0	66	5
11:00	31	0	33	0	27	0	6	0	6	0	103	0
11:15	35	0	31	0	30	0	4	0	3	0	103	0
11:30	35	0	28	0	24	0	5	0	5	0	97	0
11:45	36	1	26	1	31	1	8	0	2	0	103	3
Totals	395	756	367	605	368	622	73	136	48	80	1251	2199
Day Total	1151		972		990		209		128		3450	
AM Pct	34.3%		37.8%		37.2%		34.9%					

Peak Hour
 Peak Volume
 P.H.F

AECOM

7:00-8:00 AM	28	22	23	4	1	16
7:15-8:15 AM	38	32	25	4	2	20
7:30-8:30 AM	47	34	31	6	4	24
7:45-8:45 AM	46	41	31	6	7	26
8:00-9:00 AM	48	51	42	6	8	31

4:00-5:00 PM	108	93	106	21	13	68
4:15-5:15 PM	98	89	106	24	13	66
4:30-5:30 PM	98	80	94	20	13	61
4:45-5:45 PM	98	73	87	11	9	56
5:00-6:00 PM	94	73	90	12	10	56

Client: AECOM
 File Number:
 Route: L-1c
 Location:

Site Ref: L-1c
 Direction: IN

Count Date	10/5/2022		10/6/2022		10/7/2022		10/8/2022		10/9/2022			
	AM	PM	AM	PM	AM	PM	AM	PM	AM	PM	AM	PM
0:00	0	2	0	1	0	0	0	0	0	0	0	3
0:15	0	0	0	3	0	2	0	0	0	0	0	5
0:30	0	2	0	2	0	0	0	0	0	0	0	4
0:45	0	2	0	3	0	1	0	0	0	0	0	6
1:00	0	2	0	2	0	2	0	1	0	0	0	7
1:15	0	1	0	0	0	1	0	0	0	0	0	2
1:30	0	1	0	2	0	1	0	0	0	0	0	4
1:45	0	2	0	0	0	1	0	0	0	1	0	4
2:00	0	2	0	4	0	1	0	1	0	0	0	8
2:15	0	0	0	2	0	1	0	0	0	0	0	3
2:30	0	1	0	1	0	2	0	0	0	0	0	4
2:45	0	2	0	0	0	0	0	0	0	0	0	2
3:00	0	5	0	1	0	0	0	0	0	1	0	7
3:15	0	6	0	3	0	2	0	0	0	0	0	11
3:30	0	1	0	1	1	0	0	2	0	1	1	5
3:45	0	0	0	2	0	0	0	0	0	0	0	2
4:00	0	2	0	1	0	3	0	1	0	1	0	8
4:15	0	1	0	0	0	2	0	1	0	0	0	4
4:30	0	0	0	0	0	1	0	0	0	0	0	1
4:45	0	3	0	0	0	0	0	0	0	1	0	4
5:00	0	2	0	0	0	0	0	0	0	0	0	2
5:15	0	0	0	0	0	0	0	0	0	0	0	0
5:30	0	2	0	1	0	0	0	1	0	0	0	4
5:45	1	1	0	1	2	1	0	0	0	0	3	3
6:00	2	2	1	1	0	1	0	1	0	1	3	6
6:15	6	2	2	1	3	0	0	0	0	1	11	4
6:30	1	0	3	1	0	0	1	1	0	0	5	2
6:45	1	0	2	0	2	0	1	0	0	1	6	1
7:00	1	0	2	0	2	0	0	0	0	0	5	0
7:15	1	0	0	0	0	0	0	0	0	0	1	0
7:30	1	1	3	1	5	1	0	0	0	0	9	3
7:45	2	0	4	0	2	0	0	2	0	0	8	2
8:00	4	0	2	0	2	1	0	0	0	0	8	1
8:15	1	0	1	1	4	0	1	0	0	0	7	1
8:30	1	0	2	0	1	0	1	0	0	0	5	0
8:45	4	0	1	0	0	0	0	0	0	0	5	0
9:00	3	0	3	0	1	0	1	0	0	0	8	0
9:15	3	0	0	0	1	0	0	0	1	0	5	0
9:30	2	0	2	0	0	0	0	1	0	0	4	1
9:45	1	0	0	0	1	0	0	0	0	0	2	0
10:00	2	0	1	0	3	0	0	0	0	0	6	0
10:15	2	0	0	0	2	0	0	0	0	0	4	0
10:30	0	4	2	0	1	0	0	0	0	0	3	4
10:45	1	0	1	0	0	0	1	0	0	0	3	0
11:00	8	0	1	0	1	0	0	0	0	0	10	0
11:15	1	0	1	0	1	0	0	0	0	0	3	0
11:30	0	0	0	0	0	0	0	0	1	0	1	0
11:45	0	0	0	0	1	0	1	1	0	0	2	1
Totals	49	49	34	35	36	24	7	13	2	8	128	129
Day Total	98		69		60		20		10		257	
AM Pct	50.0%		49.3%		60.0%		35.0%					

Peak Hour
 Peak Volume
 P.H.F

AECOM

7:00-8:00 AM	5	9	9	9	0	0	5
7:15-8:15 AM	8	9	9	9	0	0	5
7:30-8:30 AM	8	10	13	1	0	6	
7:45-8:45 AM	8	9	9	2	0	6	
8:00-9:00 AM	10	6	7	2	0	5	

4:00-5:00 PM	6	1	6	2	2	3
4:15-5:15 PM	6	0	3	1	1	2
4:30-5:30 PM	5	0	1	0	1	1
4:45-5:45 PM	7	1	0	1	1	2
5:00-6:00 PM	5	2	1	1	0	2

Client: AECOM
 File Number:
 Route: L-1c
 Location:

Site Ref: L-1c
 Direction: OUT

Count Date Count Time	10/5/2022		10/6/2022		10/7/2022		10/8/2022		10/9/2022		AM	PM
	AM	PM	AM	PM	AM	PM	AM	PM	AM	PM		
0:00	0	0	0	1	0	1	0	0	0	1	0	3
0:15	0	0	0	3	0	2	0	0	0	0	0	5
0:30	0	2	0	1	0	1	0	0	0	0	0	4
0:45	0	0	0	0	0	1	0	0	0	0	0	1
1:00	0	0	0	1	0	0	0	0	0	0	0	1
1:15	0	2	0	0	0	0	0	0	0	0	0	2
1:30	0	1	0	1	0	1	0	0	0	0	0	3
1:45	0	0	1	0	0	0	0	0	0	1	1	1
2:00	0	2	0	1	0	0	0	0	0	0	0	3
2:15	0	0	0	1	0	0	0	1	0	0	0	2
2:30	0	1	0	0	0	1	0	0	0	0	0	2
2:45	0	1	0	0	0	1	0	0	0	0	0	2
3:00	0	3	0	0	0	0	0	0	0	0	0	3
3:15	0	1	0	0	0	0	0	0	0	0	0	1
3:30	0	3	0	1	0	2	0	1	0	0	0	7
3:45	0	1	0	1	0	1	0	0	0	0	0	3
4:00	0	4	0	1	0	1	0	0	0	0	0	6
4:15	0	1	0	1	0	0	0	0	0	0	0	2
4:30	0	0	0	2	0	2	0	0	0	0	0	4
4:45	0	2	0	2	0	0	0	0	0	0	0	4
5:00	0	1	0	0	0	2	0	0	0	0	0	3
5:15	0	2	0	0	0	1	0	0	0	0	0	3
5:30	0	3	0	0	0	0	0	1	0	0	0	4
5:45	0	2	0	0	0	1	0	0	0	0	0	3
6:00	0	0	0	3	0	0	0	0	0	0	0	3
6:15	0	0	0	0	0	1	0	0	0	0	0	1
6:30	0	1	0	1	0	2	0	0	0	0	0	4
6:45	0	0	0	0	0	0	0	1	0	0	0	1
7:00	0	0	0	1	0	0	0	0	0	0	0	1
7:15	0	0	0	0	1	0	0	0	0	0	1	0
7:30	1	2	1	1	0	1	0	0	1	1	3	5
7:45	0	0	2	0	0	0	0	1	0	0	2	1
8:00	1	0	1	0	0	0	0	0	0	0	2	0
8:15	0	0	0	0	0	1	0	0	0	0	0	1
8:30	0	0	0	0	1	0	0	0	0	0	1	0
8:45	0	0	1	0	1	0	1	0	0	0	3	0
9:00	3	0	1	1	1	0	0	0	0	0	5	1
9:15	1	0	0	0	0	0	0	0	0	0	1	0
9:30	2	0	3	1	1	0	0	0	0	0	6	1
9:45	0	0	0	0	1	0	2	1	0	0	3	1
10:00	0	0	1	0	1	0	1	0	0	0	3	0
10:15	1	0	0	0	0	0	0	0	0	0	1	0
10:30	0	2	1	0	0	0	1	0	0	1	2	3
10:45	2	0	0	0	0	0	0	0	0	0	2	0
11:00	0	0	1	0	3	0	0	0	0	0	4	0
11:15	2	0	0	0	1	0	0	0	0	0	3	0
11:30	0	0	0	0	2	0	0	0	0	0	2	0
11:45	1	0	2	0	0	0	0	1	0	0	3	1
Totals	14	37	15	25	13	23	5	7	1	4	48	96
Day Total	51		40		36		12		5		144	
AM Pct	27.5%		37.5%		36.1%		41.7%					

Peak Hour
 Peak Volume
 P.H.F

AECOM

7:00-8:00 AM	1	3	1	0	1	1
7:15-8:15 AM	2	4	1	0	1	2
7:30-8:30 AM	2	4	0	0	1	1
7:45-8:45 AM	1	3	1	0	0	1
8:00-9:00 AM	1	2	2	1	0	1

4:00-5:00 PM	7	6	3	0	0	3
4:15-5:15 PM	4	5	4	0	0	3
4:30-5:30 PM	5	4	5	0	0	3
4:45-5:45 PM	8	2	3	1	0	3
5:00-6:00 PM	8	0	4	1	0	3

Client: AECOM
 File Number:
 Route: L-20a
 Location:

Site Ref: L-20a
 Direction: IN

Count Date	10/5/2022		10/6/2022		10/7/2022		10/8/2022		10/9/2022		AM	PM
	AM	PM	AM	PM	AM	PM	AM	PM	AM	PM		
0:00	0	0	0	6	2	0	0	0	0	0	2	6
0:15	0	3	0	1	0	0	0	1	0	0	0	5
0:30	0	1	0	1	0	0	0	0	0	0	0	2
0:45	0	0	0	0	0	1	0	0	0	0	0	1
1:00	0	3	0	1	0	1	0	2	0	0	0	7
1:15	0	2	0	0	0	1	0	0	0	0	0	3
1:30	0	0	0	5	0	0	0	2	0	0	0	7
1:45	0	1	0	1	0	0	0	2	0	0	0	4
2:00	0	1	0	2	0	1	0	0	0	0	0	4
2:15	0	0	0	0	0	2	0	0	0	3	0	5
2:30	0	1	0	0	0	0	0	0	0	0	0	1
2:45	0	0	0	1	0	0	0	0	0	0	0	1
3:00	0	2	0	2	0	0	0	0	0	0	0	4
3:15	0	0	0	0	0	2	0	0	0	0	0	2
3:30	0	2	0	2	0	2	0	0	0	0	0	6
3:45	0	2	0	1	0	2	0	0	0	0	0	5
4:00	0	0	0	0	0	1	0	0	0	0	0	1
4:15	0	4	0	3	0	0	0	1	0	1	0	9
4:30	0	2	0	0	0	1	0	0	0	0	0	3
4:45	0	3	0	1	0	0	0	0	0	0	0	4
5:00	1	0	0	0	2	2	0	0	0	0	3	2
5:15	0	2	0	1	0	0	0	0	0	0	0	3
5:30	1	0	2	4	1	2	0	0	0	0	4	6
5:45	2	2	0	1	0	5	0	0	0	0	2	8
6:00	3	2	3	2	2	4	0	0	0	2	8	10
6:15	1	2	4	3	5	2	0	0	0	0	10	7
6:30	0	3	1	1	1	3	0	0	0	0	2	7
6:45	0	1	0	0	0	2	0	0	0	0	0	3
7:00	0	0	0	0	0	0	0	0	0	0	0	0
7:15	1	0	1	0	0	0	1	0	0	0	3	0
7:30	0	0	0	0	1	0	0	0	0	0	1	0
7:45	1	0	0	2	1	0	0	0	0	0	2	2
8:00	1	0	1	0	1	0	0	0	0	0	3	0
8:15	5	0	1	0	0	0	0	0	1	0	7	0
8:30	2	0	0	1	0	1	0	0	0	0	2	2
8:45	2	0	1	0	2	0	0	0	0	0	5	0
9:00	0	0	2	2	0	0	0	0	0	0	2	2
9:15	6	0	0	0	4	0	2	0	3	0	15	0
9:30	10	0	4	0	7	1	0	0	2	0	23	1
9:45	6	0	5	0	1	0	0	0	0	0	12	0
10:00	6	0	5	0	0	0	0	0	0	0	11	0
10:15	7	0	8	0	13	0	0	0	0	0	28	0
10:30	18	0	3	0	0	0	0	0	0	0	21	0
10:45	11	0	4	0	2	0	0	0	0	0	17	0
11:00	11	0	5	0	6	0	1	0	2	0	25	0
11:15	3	2	1	0	3	0	2	0	2	2	11	4
11:30	4	0	3	0	0	0	0	0	0	0	7	0
11:45	3	0	1	0	2	0	0	0	0	0	6	0
Totals	105	41	55	44	56	36	6	8	10	8	232	137
Day Total	146		99		92		14		18		369	
AM Pct	71.9%		55.6%		60.9%		42.9%					

Peak Hour
 Peak Volume
 P.H.F

AECOM

7:00-8:00 AM	2	1	2	1	0	1
7:15-8:15 AM	3	2	3	1	0	2
7:30-8:30 AM	7	2	3	0	1	3
7:45-8:45 AM	9	2	2	0	1	3
8:00-9:00 AM	10	3	3	0	1	3

4:00-5:00 PM	9	4	2	1	1	3
4:15-5:15 PM	9	4	3	1	1	4
4:30-5:30 PM	7	2	3	0	0	2
4:45-5:45 PM	5	6	4	0	0	3
5:00-6:00 PM	4	6	9	0	0	4

Client: AECOM
 File Number:
 Route: L-20a
 Location:

Site Ref: L-20a
 Direction: OUT

Count Date	10/5/2022		10/6/2022		10/7/2022		10/8/2022		10/9/2022			
Count Time	AM	PM	AM	PM	AM	PM	AM	PM	AM	PM	AM	PM
0:00	0	0	1	0	0	0	0	0	0	0	1	0
0:15	0	1	0	0	1	0	0	0	0	0	1	1
0:30	0	0	0	1	0	1	0	0	0	0	0	2
0:45	0	0	0	2	0	6	0	0	0	0	0	8
1:00	0	0	0	1	0	3	0	0	0	0	0	4
1:15	0	0	0	2	0	0	0	2	0	1	0	5
1:30	0	2	0	2	0	0	0	0	0	0	0	4
1:45	0	1	0	0	0	2	0	2	0	0	0	5
2:00	0	0	0	1	0	0	0	0	0	0	0	1
2:15	0	1	0	0	0	0	1	0	0	0	1	1
2:30	0	3	0	2	0	4	0	0	0	0	0	9
2:45	0	0	0	5	0	3	0	0	0	3	0	11
3:00	0	13	0	13	0	6	0	0	0	0	0	32
3:15	0	0	0	2	0	6	0	0	0	0	0	8
3:30	0	3	0	0	0	1	0	0	0	0	0	4
3:45	0	2	0	2	0	2	0	0	0	0	0	6
4:00	0	3	0	0	0	2	0	0	0	0	0	5
4:15	0	3	0	0	0	0	0	0	0	0	0	3
4:30	0	3	0	0	0	0	0	0	0	0	0	3
4:45	0	4	1	6	0	1	0	0	0	0	1	11
5:00	2	4	4	2	4	1	0	0	0	0	10	7
5:15	2	3	2	3	4	0	0	1	0	1	8	8
5:30	0	2	1	1	0	1	0	0	0	0	1	4
5:45	0	1	0	1	0	3	0	0	0	0	0	5
6:00	0	1	2	3	0	0	0	0	0	2	2	6
6:15	5	4	6	6	5	4	0	0	0	0	16	14
6:30	0	3	0	3	5	1	0	0	0	0	5	7
6:45	0	4	0	1	0	0	0	0	0	0	0	5
7:00	0	2	0	2	0	0	0	0	0	0	0	4
7:15	5	3	3	2	6	0	0	0	0	0	14	5
7:30	0	2	0	1	0	0	0	2	0	0	0	5
7:45	0	0	0	1	0	0	0	0	0	2	0	3
8:00	0	0	0	0	0	1	0	0	0	0	0	1
8:15	0	0	0	1	0	0	0	0	0	0	0	1
8:30	0	0	0	1	0	0	0	0	0	0	0	1
8:45	0	2	0	1	0	2	0	0	0	0	0	5
9:00	2	0	0	1	0	0	0	1	0	0	2	2
9:15	1	1	1	0	0	0	2	0	0	0	4	1
9:30	2	0	0	2	5	0	0	0	0	1	7	3
9:45	2	0	1	0	2	0	0	0	0	0	5	0
10:00	0	0	0	0	0	0	0	0	0	0	0	0
10:15	1	0	2	1	0	0	0	0	0	0	3	1
10:30	1	0	1	2	0	0	0	0	0	0	2	2
10:45	4	0	0	0	0	1	0	0	0	0	4	1
11:00	4	2	1	0	1	0	0	0	0	0	6	2
11:15	3	2	1	0	1	0	2	0	1	0	8	2
11:30	6	0	1	0	0	0	0	0	1	0	8	0
11:45	2	2	1	1	1	0	0	0	4	0	8	3
Totals	42	77	29	75	35	51	5	8	6	10	117	221
Day Total	119		104		86		13		16		338	
AM Pct	35.3%		27.9%		40.7%		38.5%					

Peak Hour
 Peak Volume
 P.H.F

AECOM

7:00-8:00 AM	5	3	6	0	0	3
7:15-8:15 AM	5	3	6	0	0	3
7:30-8:30 AM	0	0	0	0	0	0
7:45-8:45 AM	0	0	0	0	0	0
8:00-9:00 AM	0	0	0	0	0	0

4:00-5:00 PM	13	6	3	0	0	4
4:15-5:15 PM	14	8	2	0	0	5
4:30-5:30 PM	14	11	2	1	1	6
4:45-5:45 PM	13	12	3	1	1	6
5:00-6:00 PM	10	7	5	1	1	5

Client: AECOM
 File Number:
 Route: L-20b
 Location:

Site Ref: L-20b
 Direction: IN

Count Date	10/5/2022		10/6/2022		10/7/2022		10/8/2022		10/9/2022			
Count Time	AM	PM	AM	PM	AM	PM	AM	PM	AM	PM	AM	PM
0:00	0	6	0	8	0	5	0	3	0	1	0	23
0:15	0	9	0	12	0	9	0	0	0	3	0	33
0:30	0	13	0	8	0	4	0	2	0	2	0	29
0:45	0	6	0	8	0	14	0	1	1	1	1	30
1:00	1	7	1	6	1	5	1	2	0	2	4	22
1:15	0	7	0	9	0	6	0	0	0	0	0	22
1:30	0	3	0	6	0	5	0	6	0	1	0	21
1:45	0	3	0	6	0	2	0	0	0	3	0	14
2:00	0	3	0	9	0	7	0	1	0	0	0	20
2:15	0	4	0	6	0	2	0	0	0	2	0	14
2:30	0	8	0	10	0	14	0	3	0	5	0	40
2:45	0	8	0	4	0	5	0	1	0	1	0	19
3:00	0	8	1	5	0	5	0	2	0	0	1	20
3:15	4	10	4	3	3	6	0	2	1	1	12	22
3:30	1	7	1	2	1	5	0	1	0	0	3	15
3:45	1	5	2	7	2	3	0	0	0	2	5	17
4:00	1	11	0	2	1	5	0	0	0	1	2	19
4:15	5	2	4	7	3	1	0	1	1	1	13	12
4:30	0	1	2	2	3	6	1	0	0	2	6	11
4:45	4	3	3	4	3	5	0	2	0	2	10	16
5:00	3	6	8	1	6	6	2	1	1	0	20	14
5:15	7	2	7	7	5	2	0	2	1	0	20	13
5:30	13	5	11	2	6	8	0	2	0	0	30	17
5:45	16	6	12	7	15	5	2	0	1	1	46	19
6:00	30	6	27	12	33	7	5	0	1	0	96	25
6:15	52	10	51	10	42	12	8	2	7	0	160	34
6:30	48	6	47	8	47	6	2	1	7	1	151	22
6:45	29	7	38	3	23	3	3	0	3	1	96	14
7:00	26	10	23	5	22	3	0	2	2	0	73	20
7:15	24	3	35	4	31	7	2	3	2	0	94	17
7:30	37	6	28	4	28	4	1	0	0	0	94	14
7:45	51	6	36	5	34	3	3	1	1	1	125	16
8:00	24	3	40	4	29	2	0	0	0	1	93	10
8:15	38	2	35	6	33	2	1	1	0	0	107	11
8:30	30	3	34	5	36	6	2	0	0	0	102	14
8:45	34	0	44	2	27	2	1	0	2	1	108	5
9:00	43	4	23	2	31	0	1	0	0	0	98	6
9:15	25	0	39	3	33	4	1	0	1	0	99	7
9:30	38	3	38	3	33	1	2	0	1	0	112	7
9:45	28	1	26	0	21	0	2	0	0	0	77	1
10:00	27	0	21	0	24	1	0	0	2	1	74	2
10:15	18	0	19	0	15	0	0	0	2	2	54	2
10:30	15	1	17	0	12	0	2	0	0	1	46	2
10:45	10	1	13	1	8	0	2	0	0	0	33	2
11:00	12	0	8	1	16	1	0	0	0	0	36	2
11:15	16	0	11	0	5	0	0	0	1	0	33	0
11:30	4	0	8	2	7	0	0	0	2	0	21	2
11:45	8	0	4	0	3	1	0	0	0	0	15	1
Totals	723	215	721	221	642	200	44	42	40	40	2170	718
Day Total	938		942		842		86		80		2888	
AM Pct	77.1%		76.5%		76.2%		51.2%					

Peak Hour
 Peak Volume
 P.H.F

AECOM

7:00-8:00 AM	138	122	115	6	5	77
7:15-8:15 AM	136	139	122	6	3	81
7:30-8:30 AM	150	139	124	5	1	84
7:45-8:45 AM	143	145	132	6	1	85
8:00-9:00 AM	126	153	125	4	2	82

4:00-5:00 PM	17	15	17	3	6	12
4:15-5:15 PM	12	14	18	4	5	11
4:30-5:30 PM	12	14	19	5	4	11
4:45-5:45 PM	16	14	21	7	2	12
5:00-6:00 PM	19	17	21	5	1	13

Client: AECOM
 File Number:
 Route: L-20b
 Location:

Site Ref: L-20b
 Direction: OUT

Count Date	10/5/2022		10/6/2022		10/7/2022		10/8/2022		10/9/2022		AM	PM
Count Time	AM	PM	AM	PM	AM	PM	AM	PM	AM	PM	AM	PM
0:00	2	8	2	11	1	7	4	0	0	2	9	28
0:15	0	14	1	9	3	8	1	1	0	1	5	33
0:30	2	11	3	13	0	8	0	2	0	1	5	35
0:45	1	9	0	13	1	13	0	0	0	1	2	36
1:00	0	14	1	11	0	4	0	1	0	1	1	31
1:15	1	11	1	16	1	12	1	0	1	2	5	41
1:30	1	21	2	5	1	9	2	2	5	1	11	38
1:45	1	12	0	14	0	15	0	0	0	1	1	42
2:00	0	7	1	8	0	18	0	0	0	0	1	33
2:15	0	15	0	16	0	16	0	7	0	3	0	57
2:30	0	18	0	25	0	17	0	0	0	1	0	61
2:45	0	22	1	23	0	17	1	1	0	1	2	64
3:00	0	45	1	31	0	29	0	5	0	3	1	113
3:15	0	31	0	37	0	30	0	1	0	2	0	101
3:30	0	41	0	51	1	39	1	6	0	2	2	139
3:45	0	40	0	43	0	35	0	3	0	2	0	123
4:00	0	34	0	38	1	36	0	1	0	1	1	110
4:15	0	40	0	48	0	35	0	2	0	1	0	126
4:30	0	48	0	51	0	35	0	2	0	4	0	140
4:45	2	41	2	44	2	27	0	5	0	0	6	117
5:00	0	51	0	50	2	49	0	1	0	3	2	154
5:15	0	47	2	57	0	39	0	5	0	2	2	150
5:30	2	58	2	31	3	32	0	1	0	1	7	123
5:45	2	45	0	43	4	41	0	1	0	2	6	132
6:00	8	30	4	36	3	38	1	2	0	2	16	108
6:15	8	42	8	32	10	25	0	1	1	1	27	101
6:30	3	43	6	32	4	23	0	0	0	0	13	98
6:45	10	26	7	41	7	21	2	4	1	0	27	92
7:00	1	30	0	16	12	19	0	1	0	1	13	67
7:15	8	22	6	23	3	18	0	1	0	0	17	64
7:30	1	35	2	40	3	33	1	5	1	6	8	119
7:45	3	24	2	23	3	22	0	1	0	3	8	73
8:00	0	18	3	16	2	28	0	3	0	1	5	66
8:15	0	8	1	12	2	9	0	0	0	2	3	31
8:30	8	1	1	14	1	8	0	2	0	0	10	25
8:45	3	6	2	13	4	4	0	0	0	1	9	24
9:00	1	5	5	12	4	2	0	0	0	0	10	19
9:15	4	3	4	7	1	2	1	0	3	0	13	12
9:30	3	2	2	9	4	2	0	0	0	0	9	13
9:45	4	1	5	2	4	5	2	0	0	0	15	8
10:00	5	5	2	0	5	2	0	0	1	0	13	7
10:15	1	4	7	0	5	4	1	0	0	0	14	8
10:30	6	2	6	3	5	4	0	0	2	0	19	9
10:45	2	4	2	6	7	5	2	1	0	0	13	16
11:00	15	2	12	9	4	3	2	0	0	0	33	14
11:15	10	1	6	3	12	4	2	0	0	1	30	9
11:30	10	3	9	5	9	3	0	1	2	3	30	15
11:45	7	0	7	4	5	1	4	2	8	1	31	8
Totals	135	1000	128	1046	139	856	28	71	25	60	455	3033
Day Total	1135		1174		995		99		85		3488	
AM Pct	11.9%		10.9%		14.0%		28.3%					

Peak Hour
 Peak Volume
 P.H.F

AECOM

7:00-8:00 AM	13	10	21	1	1	9
7:15-8:15 AM	12	13	11	1	1	8
7:30-8:30 AM	4	8	10	1	1	5
7:45-8:45 AM	11	7	8	0	0	5
8:00-9:00 AM	11	7	9	0	0	5

4:00-5:00 PM	163	181	133	10	6	99
4:15-5:15 PM	180	193	146	10	8	107
4:30-5:30 PM	187	202	150	13	9	112
4:45-5:45 PM	197	182	147	12	6	109
5:00-6:00 PM	201	181	161	8	8	112

Client: AECOM
 File Number:
 Route: L-2a
 Location:

Site Ref: L-2a
 Direction: IN

Count Date	10/5/2022		10/6/2022		10/7/2022		10/8/2022		10/9/2022			
Count Time	AM	PM	AM	PM	AM	PM	AM	PM	AM	PM	AM	PM
0:00	0	8	0	20	0	13	0	2	1	3	1	46
0:15	0	7	0	10	3	10	1	0	0	4	4	31
0:30	0	10	0	14	1	14	0	4	1	7	2	49
0:45	0	14	0	13	0	10	0	0	0	0	0	37
1:00	3	7	0	14	0	7	0	1	0	1	3	30
1:15	0	12	1	14	0	13	1	2	0	1	2	42
1:30	0	7	1	8	0	7	0	4	1	7	2	33
1:45	0	12	1	12	0	5	1	4	0	2	2	35
2:00	0	5	0	7	0	3	0	0	0	2	0	17
2:15	1	8	1	8	1	10	2	4	0	2	5	32
2:30	1	7	0	14	0	10	0	5	0	1	1	37
2:45	0	8	0	13	0	15	0	6	0	1	0	43
3:00	1	7	2	8	3	4	0	6	0	1	6	26
3:15	0	5	0	9	2	5	0	0	0	3	2	22
3:30	1	11	2	8	0	8	0	3	0	7	3	37
3:45	0	6	3	9	2	8	0	2	0	5	5	30
4:00	2	13	3	8	0	4	0	3	0	5	5	33
4:15	2	9	0	10	0	7	0	2	2	1	4	29
4:30	9	6	4	12	6	6	0	3	0	3	19	30
4:45	14	3	8	4	12	5	0	6	0	7	34	25
5:00	9	2	4	7	4	2	0	1	0	2	17	14
5:15	12	1	18	4	15	6	1	5	0	3	46	19
5:30	23	9	27	3	21	0	1	4	3	0	75	16
5:45	41	8	43	7	39	10	3	4	1	4	127	33
6:00	34	4	32	2	19	2	4	6	4	3	93	17
6:15	60	3	59	4	55	3	8	8	7	2	189	20
6:30	82	6	80	3	82	6	5	2	1	1	250	18
6:45	103	5	108	2	79	0	18	4	4	0	312	11
7:00	38	3	43	3	37	1	4	8	6	0	128	15
7:15	46	3	47	2	44	1	4	10	6	0	147	16
7:30	62	1	45	6	53	3	7	6	9	0	176	16
7:45	50	2	49	1	48	3	7	4	12	1	166	11
8:00	48	3	73	2	36	0	7	2	8	0	172	7
8:15	42	0	61	1	48	0	6	3	1	1	158	5
8:30	54	3	56	0	47	0	12	0	3	1	172	4
8:45	62	1	64	2	42	1	6	1	2	0	176	5
9:00	24	2	31	1	30	0	1	1	2	1	88	5
9:15	27	1	24	1	29	0	3	1	2	0	85	3
9:30	26	0	25	0	22	2	2	0	3	0	78	2
9:45	20	0	17	1	12	1	4	1	10	1	63	4
10:00	11	2	18	0	17	0	1	0	5	0	52	2
10:15	14	0	19	0	14	0	0	0	3	2	50	2
10:30	13	0	14	0	12	1	4	0	3	1	46	2
10:45	14	2	19	0	14	0	3	0	3	0	53	2
11:00	16	0	9	0	15	0	5	0	2	1	47	1
11:15	5	0	9	1	15	0	3	0	3	1	35	2
11:30	5	1	15	2	11	0	2	0	5	0	38	3
11:45	11	0	14	1	11	0	0	1	1	0	37	2
Totals	986	227	1049	271	901	206	126	129	114	88	3176	921
Day Total	1213		1320		1107		255		202		4097	
AM Pct	81.3%		79.5%		81.4%		49.4%					

Peak Hour
 Peak Volume
 P.H.F

AECOM

7:00-8:00 AM	196	184	182	22	33	123
7:15-8:15 AM	206	214	181	25	35	132
7:30-8:30 AM	202	228	185	27	30	134
7:45-8:45 AM	194	239	179	32	24	134
8:00-9:00 AM	206	254	173	31	14	136

4:00-5:00 PM	31	34	22	14	16	23
4:15-5:15 PM	20	33	20	12	13	20
4:30-5:30 PM	12	27	19	15	15	18
4:45-5:45 PM	15	18	13	16	12	15
5:00-6:00 PM	20	21	18	14	9	16

Client: AECOM
 File Number:
 Route: L-2a
 Location:

Site Ref: L-2a
 Direction: OUT

Count Date	10/5/2022		10/6/2022		10/7/2022		10/8/2022		10/9/2022			
Count Time	AM	PM	AM	PM	AM	PM	AM	PM	AM	PM	AM	PM
0:00	0	24	0	22	1	18	2	2	1	7	4	73
0:15	1	14	0	16	2	7	0	1	2	6	5	44
0:30	0	15	0	10	1	21	0	6	3	7	4	59
0:45	0	6	1	10	1	13	0	0	0	5	2	34
1:00	1	13	0	19	0	20	1	2	0	7	2	61
1:15	0	21	0	15	0	12	2	4	0	11	2	63
1:30	0	20	0	17	0	15	0	2	2	3	2	57
1:45	0	12	2	16	0	19	0	4	0	4	2	55
2:00	0	26	1	24	2	22	1	5	0	1	4	78
2:15	2	27	0	15	1	27	1	9	0	1	4	79
2:30	0	30	0	35	0	29	0	3	0	5	0	102
2:45	1	13	1	30	1	24	0	6	1	4	4	77
3:00	1	19	0	31	1	28	0	3	0	0	2	81
3:15	0	23	0	32	0	28	1	2	0	2	1	87
3:30	0	44	0	41	0	55	0	10	0	2	0	152
3:45	0	35	0	29	1	24	0	5	0	2	1	95
4:00	0	55	0	52	1	39	0	3	0	1	1	150
4:15	0	43	1	47	0	42	0	4	0	8	1	144
4:30	3	51	0	48	0	42	0	3	0	5	3	149
4:45	1	51	0	47	0	49	0	11	1	3	2	161
5:00	0	49	0	63	0	51	0	8	0	4	0	175
5:15	0	49	1	57	0	41	1	2	0	3	2	152
5:30	4	60	0	58	1	45	1	5	0	5	6	173
5:45	3	37	1	55	1	31	0	7	1	7	6	137
6:00	2	41	2	43	0	31	0	7	3	4	7	126
6:15	0	29	1	37	0	26	0	2	0	5	1	99
6:30	0	27	7	34	2	22	1	8	0	3	10	94
6:45	2	31	3	32	2	17	2	2	1	4	10	86
7:00	10	16	5	23	6	9	2	1	0	1	23	50
7:15	4	24	5	28	8	11	1	3	1	2	19	68
7:30	9	64	8	51	3	42	6	4	1	4	27	165
7:45	2	30	1	43	6	32	5	2	2	0	16	107
8:00	3	18	14	16	3	12	1	3	0	0	21	49
8:15	4	12	13	17	4	7	1	2	1	1	23	39
8:30	6	5	8	9	3	5	4	3	0	0	21	22
8:45	5	6	6	9	3	2	5	4	1	1	20	22
9:00	6	5	12	7	9	4	1	2	1	1	29	19
9:15	12	5	7	6	3	5	5	3	0	0	27	19
9:30	5	1	7	1	8	2	1	2	0	1	21	7
9:45	11	0	12	3	9	3	0	3	1	1	33	10
10:00	9	0	8	2	9	1	0	6	1	1	27	10
10:15	9	3	8	0	14	3	1	3	1	0	33	9
10:30	11	2	7	1	17	2	1	4	4	1	40	10
10:45	5	3	11	0	9	1	3	4	0	0	28	8
11:00	11	2	14	2	11	1	5	3	3	2	44	10
11:15	8	0	11	4	17	0	1	2	3	0	40	6
11:30	5	3	11	2	7	0	1	0	5	1	29	6
11:45	10	1	20	4	19	2	1	17	3	0	53	24
Totals	166	1065	209	1163	186	942	58	197	43	136	662	3503
Day Total	1231		1372		1128		255		179		4165	
AM Pct	13.5%		15.2%		16.5%		22.7%					

Peak Hour
 Peak Volume
 P.H.F

AECOM

7:00-8:00 AM	25	19	23	14	4	17
7:15-8:15 AM	18	28	20	13	4	17
7:30-8:30 AM	18	36	16	13	4	17
7:45-8:45 AM	15	36	16	11	3	16
8:00-9:00 AM	18	41	13	11	2	17

4:00-5:00 PM	200	194	172	21	17	121
4:15-5:15 PM	194	205	184	26	20	126
4:30-5:30 PM	200	215	183	24	15	127
4:45-5:45 PM	209	225	186	26	15	132
5:00-6:00 PM	195	233	168	22	19	127

Client: AECOM
 File Number:
 Route: L-3b
 Location:

Site Ref: L-3b
 Direction: IN

Count Date	10/5/2022		10/6/2022		10/7/2022		10/8/2022		10/9/2022			
Count Time	AM	PM	AM	PM	AM	PM	AM	PM	AM	PM	AM	PM
0:00	0	2	1	6	0	5	0	6	0	5	1	24
0:15	0	1	0	2	0	3	0	3	0	3	0	12
0:30	0	1	0	5	1	5	0	3	0	5	1	19
0:45	0	2	1	3	0	2	0	3	0	2	1	12
1:00	0	3	0	2	0	4	0	8	0	3	0	20
1:15	1	3	1	8	0	2	0	2	0	1	2	16
1:30	0	2	0	5	0	2	0	5	0	6	0	20
1:45	0	3	1	6	0	6	0	9	1	8	2	32
2:00	0	3	0	6	0	3	1	2	1	3	2	17
2:15	0	3	0	1	0	3	1	7	0	5	1	19
2:30	0	6	0	5	1	5	0	9	1	5	2	30
2:45	0	3	0	7	2	7	1	3	1	3	4	23
3:00	0	3	0	5	0	4	4	4	1	2	5	18
3:15	2	3	0	3	0	4	7	5	0	0	9	15
3:30	1	3	1	5	0	2	5	5	3	6	10	21
3:45	0	4	0	6	1	2	6	6	2	3	9	21
4:00	0	0	0	2	1	6	3	15	0	3	4	26
4:15	2	0	1	3	1	3	2	8	1	3	7	17
4:30	3	1	6	4	2	4	5	8	1	6	17	23
4:45	8	1	13	5	9	5	16	12	4	8	50	31
5:00	6	4	9	6	4	8	3	9	1	4	23	31
5:15	8	6	5	6	6	8	12	6	1	3	32	29
5:30	5	1	6	1	4	2	16	7	3	4	34	15
5:45	6	8	8	5	6	6	6	5	6	2	32	26
6:00	6	8	9	6	6	4	5	2	5	0	31	20
6:15	16	4	16	3	18	8	13	6	10	4	73	25
6:30	26	4	22	8	29	9	18	4	20	4	115	29
6:45	15	6	25	8	21	1	14	9	15	2	90	26
7:00	5	3	14	5	8	4	7	4	3	2	37	18
7:15	5	2	3	2	4	5	5	5	7	1	24	15
7:30	5	4	9	0	8	2	4	2	10	3	36	11
7:45	3	0	6	0	6	0	8	1	11	0	34	1
8:00	2	2	4	3	4	1	2	2	2	2	14	10
8:15	9	5	7	1	3	2	3	1	5	1	27	10
8:30	3	0	5	3	8	3	10	1	5	1	31	8
8:45	3	1	5	1	1	0	7	1	2	1	18	4
9:00	1	1	4	2	4	1	3	1	0	0	12	5
9:15	5	2	0	0	3	2	5	1	2	0	15	5
9:30	2	0	3	1	3	2	2	0	2	0	12	3
9:45	4	0	3	1	5	2	3	1	2	1	17	5
10:00	5	0	3	2	7	1	1	2	5	0	21	5
10:15	10	0	6	1	3	1	2	0	4	0	25	2
10:30	3	0	3	1	6	2	2	1	7	1	21	5
10:45	4	2	4	0	5	0	4	0	5	0	22	2
11:00	0	1	0	0	3	2	2	0	5	0	10	3
11:15	3	1	4	0	5	0	2	1	2	1	16	3
11:30	1	0	2	1	5	1	3	0	6	0	17	2
11:45	3	1	4	0	1	0	7	0	3	0	18	1
Totals	181	113	214	156	204	154	220	195	165	117	984	735
Day Total	294		370		358		415		282		1719	
AM Pct	61.6%		57.8%		57.0%		53.0%					

Peak Hour
 Peak Volume
 P.H.F

AECOM

7:00-8:00 AM	18	32	26	24	31	26
7:15-8:15 AM	15	22	22	19	30	22
7:30-8:30 AM	19	26	21	17	28	22
7:45-8:45 AM	17	22	21	23	23	21
8:00-9:00 AM	17	21	16	22	14	18

4:00-5:00 PM	2	14	18	43	20	19
4:15-5:15 PM	6	18	20	37	21	20
4:30-5:30 PM	12	21	25	35	21	23
4:45-5:45 PM	12	18	23	34	19	21
5:00-6:00 PM	19	18	24	27	13	20

Client: AECOM
 File Number:
 Route: L-3b
 Location:

Site Ref: L-3b
 Direction: OUT

Count Date	10/5/2022		10/6/2022		10/7/2022		10/8/2022		10/9/2022		AM	PM
Count Time	AM	PM	AM	PM	AM	PM	AM	PM	AM	PM	AM	PM
0:00	0	3	0	6	1	6	1	3	5	7	7	25
0:15	0	3	1	6	1	1	2	6	0	8	4	24
0:30	1	3	1	6	1	2	0	3	0	11	3	25
0:45	0	1	1	3	1	4	0	4	1	4	3	16
1:00	1	5	0	1	0	4	0	9	0	1	1	20
1:15	0	4	1	5	0	1	0	7	0	3	1	20
1:30	0	11	0	18	2	7	2	23	0	7	4	66
1:45	0	5	0	4	0	10	1	5	0	4	1	28
2:00	0	8	0	8	0	14	1	12	1	3	2	45
2:15	1	5	0	3	1	6	2	6	0	2	4	22
2:30	0	7	0	12	0	9	0	9	1	5	1	42
2:45	2	7	0	2	0	8	1	12	0	9	3	38
3:00	0	9	0	7	0	7	1	7	0	2	1	32
3:15	1	6	0	9	0	13	0	2	0	9	1	39
3:30	0	10	1	6	0	6	0	8	0	12	1	42
3:45	2	3	0	8	2	0	3	8	0	10	7	29
4:00	0	7	0	4	0	7	0	32	1	8	1	58
4:15	0	2	0	8	1	12	1	11	0	1	2	34
4:30	1	2	1	11	3	11	1	10	2	5	8	39
4:45	1	5	0	2	0	9	0	15	0	6	1	37
5:00	0	9	1	14	0	10	0	10	0	1	1	44
5:15	0	6	0	6	1	4	1	6	0	5	2	27
5:30	4	6	3	6	0	5	4	7	0	9	11	33
5:45	3	4	2	9	2	9	5	7	1	9	13	38
6:00	0	7	1	11	1	6	1	8	0	6	3	38
6:15	2	9	0	1	6	14	1	5	2	8	11	37
6:30	0	9	2	7	4	4	9	5	0	3	15	28
6:45	4	1	3	3	1	4	22	5	0	5	30	18
7:00	4	8	3	7	5	3	4	8	0	6	16	32
7:15	6	12	6	6	4	4	6	7	2	5	24	34
7:30	6	26	6	22	7	14	11	11	5	21	35	94
7:45	8	9	9	16	4	9	7	4	6	4	34	42
8:00	2	7	7	0	3	7	3	2	0	0	15	16
8:15	5	5	7	7	2	9	4	3	0	2	18	26
8:30	3	2	6	4	5	2	8	1	3	2	25	11
8:45	3	0	7	2	4	2	6	3	1	1	21	8
9:00	3	4	4	1	5	4	3	0	1	0	16	9
9:15	4	4	2	1	3	1	3	2	1	0	13	8
9:30	3	3	3	2	6	3	3	3	3	2	18	13
9:45	8	0	2	1	3	1	3	2	1	1	17	5
10:00	2	3	4	1	4	1	1	4	4	4	15	13
10:15	8	0	3	2	4	3	5	1	2	3	22	9
10:30	3	3	5	1	7	4	1	5	9	2	25	15
10:45	8	2	3	4	3	1	3	5	3	1	20	13
11:00	2	1	1	3	2	3	4	1	1	3	10	11
11:15	4	3	3	1	10	5	2	2	9	1	28	12
11:30	2	3	2	3	8	1	2	3	2	2	16	12
11:45	0	2	3	1	5	1	9	4	9	4	26	12
Totals	107	254	104	271	122	271	147	316	76	227	556	1339
Day Total	361		375		393		463		303		1895	
AM Pct	29.6%		27.7%		31.0%		31.7%					

Peak Hour
 Peak Volume
 P.H.F

AECOM

7:00-8:00 AM	24	24	20	28	13	22
7:15-8:15 AM	22	28	18	27	13	22
7:30-8:30 AM	21	29	16	25	11	20
7:45-8:45 AM	18	29	14	22	9	18
8:00-9:00 AM	13	27	14	21	4	16

4:00-5:00 PM	16	25	39	68	20	34
4:15-5:15 PM	18	35	42	46	13	31
4:30-5:30 PM	22	33	34	41	17	29
4:45-5:45 PM	26	28	28	38	21	28
5:00-6:00 PM	25	35	28	30	24	28

Client: AECOM
 File Number:
 Route: L-9a
 Location:

Site Ref: L-9a
 Direction: IN

Count Date	10/5/2022		10/6/2022		10/7/2022		10/8/2022		10/9/2022			
Count Time	AM	PM	AM	PM	AM	PM	AM	PM	AM	PM	AM	PM
0:00	0	1	0	0	0	0	0	0	0	0	0	1
0:15	0	1	1	1	0	0	0	0	0	0	1	2
0:30	0	0	0	0	0	0	0	1	0	0	0	1
0:45	0	0	0	0	0	1	0	0	0	0	0	1
1:00	0	0	0	0	0	2	0	0	0	0	0	2
1:15	0	0	0	0	0	1	0	0	0	0	0	1
1:30	0	3	0	3	0	1	0	0	0	0	0	7
1:45	0	2	0	1	0	1	0	0	0	0	0	4
2:00	0	0	0	0	0	0	0	0	0	0	0	0
2:15	0	0	0	0	0	0	0	0	0	0	0	0
2:30	0	0	0	0	1	0	0	0	0	0	1	0
2:45	0	0	0	0	0	0	0	0	0	0	0	0
3:00	0	3	0	2	0	3	0	0	0	0	0	8
3:15	0	1	1	0	0	0	1	0	0	0	2	1
3:30	0	1	0	0	0	1	0	0	0	0	0	2
3:45	0	0	0	1	0	1	0	0	0	0	0	2
4:00	1	0	0	2	0	1	0	2	1	1	2	6
4:15	0	1	0	1	1	0	0	0	0	0	1	2
4:30	0	0	0	2	0	0	0	0	0	0	0	2
4:45	0	0	0	0	0	0	0	0	0	0	0	0
5:00	0	0	0	0	0	0	1	0	0	0	1	0
5:15	0	0	0	0	0	0	0	0	1	0	1	0
5:30	1	2	1	1	0	1	0	0	0	0	2	4
5:45	1	0	0	0	0	0	1	0	0	0	2	0
6:00	0	0	0	0	2	2	0	0	0	0	2	2
6:15	1	0	0	0	1	0	0	0	0	0	2	0
6:30	1	1	1	0	0	0	0	0	0	0	2	1
6:45	0	0	1	0	0	1	0	0	0	1	1	2
7:00	2	0	1	1	1	1	2	0	0	0	6	2
7:15	1	1	1	2	0	0	1	0	1	0	4	3
7:30	1	0	0	0	0	1	0	0	0	0	1	1
7:45	0	0	1	0	3	0	0	0	0	0	4	0
8:00	0	1	2	0	0	0	0	0	0	0	2	1
8:15	0	0	0	1	0	1	0	0	1	0	1	2
8:30	1	0	1	2	1	2	0	0	0	0	3	4
8:45	0	5	2	2	0	1	0	0	0	0	2	8
9:00	0	2	1	0	1	1	1	0	0	0	3	3
9:15	3	0	1	1	1	1	0	0	0	0	5	2
9:30	0	1	1	1	1	0	1	0	0	0	3	2
9:45	1	0	0	0	2	0	0	0	1	1	4	1
10:00	0	0	4	1	0	0	0	2	0	0	4	3
10:15	3	0	1	0	2	0	1	0	1	0	8	0
10:30	1	0	0	0	2	0	0	0	0	0	3	0
10:45	1	0	2	0	2	0	0	0	0	0	5	0
11:00	0	0	0	0	0	0	0	0	0	0	0	0
11:15	2	0	1	0	1	1	0	0	0	0	4	1
11:30	1	0	0	0	1	0	0	0	0	0	2	0
11:45	0	0	0	0	0	0	0	0	0	0	0	0
Totals	22	26	24	25	23	25	9	5	6	3	84	84
Day Total	48		49		48		14		9		168	
AM Pct	45.8%		49.0%		47.9%		64.3%					

Peak Hour
 Peak Volume
 P.H.F

AECOM

7:00-8:00 AM	4	3	4	3	1	3
7:15-8:15 AM	2	4	3	1	1	2
7:30-8:30 AM	1	3	3	0	1	2
7:45-8:45 AM	1	4	4	0	1	2
8:00-9:00 AM	1	5	1	0	1	2

4:00-5:00 PM	1	5	1	2	1	2
4:15-5:15 PM	1	3	0	0	0	1
4:30-5:30 PM	0	2	0	0	0	0
4:45-5:45 PM	2	1	1	0	0	1
5:00-6:00 PM	2	1	1	0	0	1

Client: AECOM
 File Number:
 Route: L-9a
 Location:

Site Ref: L-9a
 Direction: OUT

Count Date Count Time	10/5/2022		10/6/2022		10/7/2022		10/8/2022		10/9/2022		AM	PM
	AM	PM	AM	PM	AM	PM	AM	PM	AM	PM		
0:00	0	0	1	0	0	0	0	0	0	0	1	0
0:15	0	2	0	2	0	0	1	1	0	0	1	5
0:30	0	0	1	0	0	0	0	1	0	0	1	1
0:45	0	0	0	0	0	0	0	0	0	0	0	0
1:00	0	1	0	0	0	1	0	0	0	0	0	2
1:15	0	3	0	1	0	1	0	0	0	0	0	5
1:30	0	2	1	0	0	0	0	0	0	0	1	2
1:45	0	5	0	4	0	2	0	1	0	0	0	12
2:00	0	1	0	2	0	2	0	0	0	0	0	5
2:15	0	1	0	1	0	1	0	0	0	0	0	3
2:30	0	1	0	0	0	1	0	0	0	0	0	2
2:45	0	0	0	0	0	1	0	0	0	0	0	1
3:00	0	0	0	0	0	0	0	0	0	1	0	1
3:15	0	1	0	1	0	2	0	0	0	0	0	4
3:30	0	2	0	0	1	1	0	0	0	0	1	3
3:45	0	0	0	0	0	1	0	0	0	0	0	1
4:00	0	0	1	1	0	1	1	0	0	0	2	2
4:15	1	0	0	1	0	0	0	1	0	0	1	2
4:30	0	2	0	1	0	0	0	0	0	0	0	3
4:45	0	0	0	1	0	0	0	0	0	1	0	2
5:00	0	0	0	0	0	1	0	2	0	0	0	3
5:15	0	0	0	0	0	0	0	0	0	0	0	0
5:30	0	0	1	0	0	0	0	0	0	0	1	0
5:45	1	1	1	1	1	0	0	0	0	0	3	2
6:00	2	1	2	0	3	1	0	0	0	0	7	2
6:15	1	1	1	1	2	1	1	0	0	0	5	3
6:30	1	0	1	0	0	0	0	0	0	0	2	0
6:45	0	1	1	0	0	0	0	0	0	0	1	1
7:00	2	0	2	0	1	0	0	0	0	0	5	0
7:15	0	0	0	2	0	2	1	0	1	0	2	4
7:30	2	0	1	1	0	0	0	0	1	1	4	2
7:45	1	2	0	0	0	1	0	0	0	0	1	3
8:00	1	0	2	0	2	0	0	0	0	0	5	0
8:15	1	0	2	0	0	0	0	0	0	0	3	0
8:30	1	1	0	0	1	0	0	0	1	0	3	1
8:45	0	1	1	0	0	0	0	0	0	0	1	1
9:00	1	0	2	0	2	0	0	0	0	0	5	0
9:15	1	1	0	1	0	0	1	0	0	0	2	2
9:30	0	0	2	0	0	0	0	0	0	0	2	0
9:45	1	0	0	0	2	0	0	0	0	1	3	1
10:00	0	0	0	0	0	0	0	0	0	0	0	0
10:15	0	0	1	0	1	1	0	0	0	0	2	1
10:30	0	0	3	0	2	1	1	0	0	0	6	1
10:45	0	0	0	0	0	0	1	2	0	0	1	2
11:00	0	0	1	1	1	0	0	0	1	0	3	1
11:15	0	0	0	1	0	0	0	0	0	0	0	1
11:30	2	0	2	0	1	0	1	0	1	0	7	0
11:45	1	0	0	0	1	0	0	0	0	0	2	0
Totals	20	30	30	23	21	22	8	8	5	4	84	87
Day Total	50		53		43		16		9		171	
AM Pct	40.0%		56.6%		48.8%		50.0%					

Peak Hour
 Peak Volume
 P.H.F

AECOM

7:00-8:00 AM	5	3	1	1	2	2
7:15-8:15 AM	4	3	2	1	2	2
7:30-8:30 AM	5	5	2	0	1	3
7:45-8:45 AM	4	4	3	0	1	2
8:00-9:00 AM	3	5	3	0	1	2

4:00-5:00 PM	2	4	1	1	1	2
4:15-5:15 PM	2	3	1	3	1	2
4:30-5:30 PM	2	2	1	2	1	2
4:45-5:45 PM	0	1	1	2	1	1
5:00-6:00 PM	1	1	1	2	0	1

Client: AECOM
 File Number:
 Route: PS-1a
 Location:

Site Ref: PS-1a
 Direction: IN

Count Date	10/5/2022		10/6/2022		10/7/2022		10/8/2022		10/9/2022			
Count Time	AM	PM	AM	PM	AM	PM	AM	PM	AM	PM	AM	PM
0:00	0	5	0	8	1	1	1	4	0	2	2	20
0:15	0	12	0	7	1	5	0	2	0	0	1	26
0:30	0	3	0	6	0	8	0	4	0	3	0	24
0:45	0	7	0	17	0	7	0	2	1	6	1	39
1:00	0	10	0	6	0	7	0	2	0	6	0	31
1:15	0	13	0	8	1	10	0	4	0	1	1	36
1:30	0	7	0	3	0	4	0	5	0	10	0	29
1:45	0	4	1	5	0	11	1	5	0	4	2	29
2:00	0	8	0	6	0	5	1	6	1	8	2	33
2:15	5	7	0	8	3	12	0	12	0	13	8	52
2:30	1	5	1	6	0	6	1	8	0	9	3	34
2:45	0	11	0	7	0	1	1	7	0	4	1	30
3:00	0	4	0	6	1	10	0	1	0	3	1	24
3:15	2	6	1	3	1	5	0	5	0	3	4	22
3:30	3	8	3	3	5	11	0	0	0	8	11	30
3:45	1	3	0	2	0	6	1	4	1	5	3	20
4:00	2	7	0	14	2	8	2	4	1	5	7	38
4:15	4	6	7	6	4	4	3	5	3	3	21	24
4:30	3	3	6	9	2	2	0	4	1	5	12	23
4:45	6	6	11	5	5	5	1	0	1	0	24	16
5:00	6	5	5	14	3	0	0	1	2	2	16	22
5:15	5	3	7	8	9	1	3	4	3	6	27	22
5:30	11	2	10	13	10	2	4	5	2	2	37	24
5:45	21	3	11	4	12	2	11	6	9	7	64	22
6:00	17	8	18	7	16	8	9	16	7	11	67	50
6:15	31	20	28	24	26	12	30	11	27	18	142	85
6:30	22	15	23	18	31	11	20	5	26	11	122	60
6:45	24	1	21	3	25	4	11	1	9	2	90	11
7:00	13	6	5	6	8	4	8	3	4	2	38	21
7:15	12	4	17	5	12	0	5	6	3	4	49	19
7:30	16	1	19	8	10	1	5	0	1	5	51	15
7:45	13	3	18	4	9	3	4	4	4	3	48	17
8:00	18	3	23	3	23	2	5	5	2	1	71	14
8:15	20	1	25	2	12	1	2	3	0	3	59	10
8:30	19	1	15	1	14	0	2	1	4	0	54	3
8:45	12	2	15	1	14	1	3	1	5	2	49	7
9:00	15	0	15	1	14	2	5	2	2	2	51	7
9:15	9	1	11	1	18	1	9	2	5	0	52	5
9:30	12	6	9	4	10	1	3	2	3	5	37	18
9:45	6	5	12	4	10	8	3	4	4	1	35	22
10:00	6	9	6	9	7	2	2	4	1	6	22	30
10:15	7	13	3	6	9	11	3	9	4	10	26	49
10:30	9	6	6	11	9	7	3	3	2	5	29	32
10:45	12	0	7	2	3	2	6	3	6	2	34	9
11:00	6	2	8	1	8	1	4	0	5	1	31	5
11:15	5	1	11	0	7	0	3	0	1	1	27	2
11:30	6	0	8	1	9	0	4	0	2	1	29	2
11:45	6	0	7	0	14	0	2	0	3	0	32	0
Totals	386	256	393	296	378	215	181	185	155	211	1493	1163
Day Total	642		689		593		366		366		2656	
AM Pct	60.1%		57.0%		63.7%		49.5%					

Peak Hour
 Peak Volume
 P.H.F

AECOM

7:00-8:00 AM	54	59	39	22	12	37
7:15-8:15 AM	59	77	54	19	10	44
7:30-8:30 AM	67	85	54	16	7	46
7:45-8:45 AM	70	81	58	13	10	46
8:00-9:00 AM	69	78	63	12	11	47

4:00-5:00 PM	22	34	19	13	13	20
4:15-5:15 PM	20	34	11	10	10	17
4:30-5:30 PM	17	36	8	9	13	17
4:45-5:45 PM	16	40	8	10	10	17
5:00-6:00 PM	13	39	5	16	17	18

Client: AECOM
 File Number:
 Route: PS-1a
 Location:

Site Ref: PS-1a
 Direction: OUT

Count Date	10/5/2022		10/6/2022		10/7/2022		10/8/2022		10/9/2022		AM	PM
	AM	PM	AM	PM	AM	PM	AM	PM	AM	PM		
0:00	3	5	5	7	3	2	2	2	3	1	16	17
0:15	0	5	1	5	3	4	2	4	0	1	6	19
0:30	2	6	2	4	1	7	2	4	3	3	10	24
0:45	0	10	3	2	1	7	0	2	0	0	4	21
1:00	5	4	2	8	3	11	3	1	0	3	13	27
1:15	3	3	2	6	4	9	1	5	0	5	10	28
1:30	1	11	3	12	1	12	2	10	3	4	10	49
1:45	1	9	0	17	1	11	0	2	1	4	3	43
2:00	0	9	1	5	1	6	1	2	1	3	4	25
2:15	3	7	0	6	2	9	0	1	0	3	5	26
2:30	0	7	0	10	2	7	0	4	1	8	3	36
2:45	1	7	0	9	0	9	0	1	0	4	1	30
3:00	0	19	0	10	0	11	1	10	0	4	1	54
3:15	0	17	1	20	3	14	0	11	0	16	4	78
3:30	0	39	0	23	0	17	0	17	1	17	1	113
3:45	1	19	0	14	0	11	1	10	1	9	3	63
4:00	3	24	1	14	1	14	0	6	1	6	6	64
4:15	0	16	0	14	1	15	0	5	0	4	1	54
4:30	4	11	8	8	9	15	8	4	3	2	32	40
4:45	3	17	4	23	1	15	0	4	1	4	9	63
5:00	1	23	0	16	0	15	0	6	0	0	1	60
5:15	0	19	0	33	1	21	0	4	1	5	2	82
5:30	1	19	1	16	2	22	1	5	0	7	5	69
5:45	0	19	2	12	2	12	1	6	1	4	6	53
6:00	4	12	1	17	0	9	1	3	1	12	7	53
6:15	2	13	3	11	5	9	0	5	0	3	10	41
6:30	4	19	3	10	3	13	1	4	2	4	13	50
6:45	7	10	12	17	8	6	4	3	3	9	34	45
7:00	19	9	19	8	19	10	12	9	15	6	84	42
7:15	23	18	24	15	25	14	15	20	24	17	111	84
7:30	18	7	17	20	26	12	24	13	15	11	100	63
7:45	10	8	13	5	7	6	4	6	5	9	39	34
8:00	4	8	5	5	7	2	4	1	2	5	22	21
8:15	4	4	0	6	3	6	1	2	3	2	11	20
8:30	2	2	1	5	9	6	1	2	0	5	13	20
8:45	2	3	3	12	2	1	1	2	1	2	9	20
9:00	3	5	1	8	5	4	2	4	1	3	12	24
9:15	1	2	4	3	0	2	0	3	1	2	6	12
9:30	0	6	5	4	1	6	2	4	0	4	8	24
9:45	6	3	7	6	1	6	0	1	1	2	15	18
10:00	2	3	1	7	5	3	1	2	0	3	9	18
10:15	3	1	2	2	4	1	3	5	0	0	12	9
10:30	10	4	5	5	2	4	2	3	3	3	22	19
10:45	3	5	4	2	5	2	2	3	3	2	17	14
11:00	3	4	8	6	7	4	3	12	2	6	23	32
11:15	5	4	5	8	5	8	4	8	1	6	20	34
11:30	9	4	8	5	6	4	2	11	3	9	28	33
11:45	5	3	9	1	7	3	5	6	0	1	26	14
Totals	181	482	196	482	204	417	119	258	107	243	807	1882
Day Total	663		678		621		377		350		2689	
AM Pct	27.3%		28.9%		32.9%		31.6%					

Peak Hour
 Peak Volume
 P.H.F

AECOM

7:00-8:00 AM	70	73	77	55	59	67
7:15-8:15 AM	55	59	65	47	46	54
7:30-8:30 AM	36	35	43	33	25	34
7:45-8:45 AM	20	19	26	10	10	17
8:00-9:00 AM	12	9	21	7	6	11

4:00-5:00 PM	68	59	59	19	16	44
4:15-5:15 PM	67	61	60	19	10	43
4:30-5:30 PM	70	80	66	18	11	49
4:45-5:45 PM	78	88	73	19	16	55
5:00-6:00 PM	80	77	70	21	16	53

Client: AECOM
 File Number:
 Route: PS-1b
 Location:

Site Ref: PS-1b
 Direction: IN

Count Date	10/5/2022		10/6/2022		10/7/2022		10/8/2022		10/9/2022		AM	PM
	AM	PM	AM	PM	AM	PM	AM	PM	AM	PM		
0:00	1	8	0	5	1	10	0	2	0	3	2	28
0:15	1	4	0	7	0	5	0	3	0	4	1	23
0:30	0	4	1	5	1	8	0	5	0	7	2	29
0:45	0	6	0	8	0	15	0	5	1	5	1	39
1:00	0	10	0	11	0	6	0	5	0	4	0	36
1:15	0	12	0	15	0	7	0	5	0	6	0	45
1:30	2	7	0	14	0	7	1	4	0	6	3	38
1:45	0	5	0	5	0	12	0	6	0	8	0	36
2:00	0	7	0	1	0	7	0	6	0	4	0	25
2:15	0	11	1	12	1	7	0	9	0	8	2	47
2:30	0	6	0	8	0	14	1	8	1	8	2	44
2:45	1	6	0	8	2	4	1	5	1	4	5	27
3:00	0	11	0	15	0	12	0	6	0	3	0	47
3:15	0	10	0	14	0	9	1	2	1	4	2	39
3:30	2	6	0	9	0	5	2	4	1	9	5	33
3:45	0	8	0	6	0	5	0	7	0	8	0	34
4:00	2	2	3	8	1	3	0	7	1	5	7	25
4:15	1	4	1	13	2	5	0	5	0	4	4	31
4:30	1	7	0	4	0	2	0	3	2	3	3	19
4:45	3	6	3	9	0	9	1	0	0	4	7	28
5:00	2	6	4	11	4	6	0	10	0	2	10	35
5:15	4	8	11	18	6	2	1	5	1	3	23	36
5:30	10	5	6	18	10	5	3	3	0	1	29	32
5:45	10	1	11	9	8	7	3	1	1	2	33	20
6:00	18	22	19	19	16	8	7	9	7	7	67	65
6:15	18	17	21	16	15	17	18	22	13	21	85	93
6:30	24	14	25	12	22	10	26	21	18	9	115	66
6:45	15	3	21	8	21	3	10	2	4	6	71	22
7:00	17	2	13	4	18	1	3	9	5	0	56	16
7:15	11	7	6	9	14	0	6	3	2	3	39	22
7:30	23	1	14	6	10	2	3	4	3	1	53	14
7:45	17	1	17	5	14	2	5	3	3	0	56	11
8:00	19	2	13	3	21	3	4	1	0	2	57	11
8:15	11	0	16	1	13	2	3	2	4	2	47	7
8:30	14	2	11	3	23	0	2	4	0	2	50	11
8:45	12	3	17	1	18	2	2	3	8	0	57	9
9:00	11	2	13	6	10	0	5	0	2	3	41	11
9:15	11	0	21	0	13	0	5	2	2	1	52	3
9:30	16	1	19	1	12	0	6	0	3	1	56	3
9:45	9	0	15	3	10	2	8	1	3	2	45	8
10:00	9	2	12	3	7	3	3	4	1	1	32	13
10:15	11	1	5	3	8	3	7	2	1	1	32	10
10:30	6	3	7	2	9	3	3	3	5	3	30	14
10:45	14	1	11	1	7	0	5	0	6	0	43	2
11:00	11	0	7	1	7	0	4	0	2	0	31	1
11:15	9	1	6	2	3	1	4	1	5	0	27	5
11:30	11	0	8	2	9	0	5	1	4	2	37	5
11:45	7	2	13	1	7	1	6	4	1	0	34	8
Totals	364	247	371	345	343	235	164	217	112	182	1354	1226
Day Total	611		716		578		381		294		2580	
AM Pct	59.6%		51.8%		59.3%		43.0%					

Peak Hour
 Peak Volume
 P.H.F

AECOM

7:00-8:00 AM	68	50	56	17	13	41
7:15-8:15 AM	70	50	59	18	8	41
7:30-8:30 AM	70	60	58	15	10	43
7:45-8:45 AM	61	57	71	14	7	42
8:00-9:00 AM	56	57	75	11	12	42

4:00-5:00 PM	19	34	19	15	16	21
4:15-5:15 PM	23	37	22	18	13	23
4:30-5:30 PM	27	42	19	18	12	24
4:45-5:45 PM	25	56	22	18	10	26
5:00-6:00 PM	20	56	20	19	8	25

Client: AECOM
 File Number:
 Route: PS-1b
 Location:

Site Ref: PS-1b
 Direction: OUT

Count Date Count Time	10/5/2022		10/6/2022		10/7/2022		10/8/2022		10/9/2022		AM	PM
	AM	PM	AM	PM	AM	PM	AM	PM	AM	PM		
0:00	0	10	0	5	0	3	3	1	7	5	10	24
0:15	1	13	1	5	1	4	0	3	1	4	4	29
0:30	2	7	2	6	2	5	1	4	2	4	9	26
0:45	2	5	0	10	1	9	1	6	2	1	6	31
1:00	1	9	0	7	1	12	0	3	1	4	3	35
1:15	1	7	1	7	1	13	3	5	1	2	7	34
1:30	1	12	3	2	1	12	0	6	0	6	5	38
1:45	1	7	1	10	1	9	1	4	0	3	4	33
2:00	0	8	0	10	0	5	1	1	1	6	2	30
2:15	0	8	0	14	1	5	0	5	1	3	2	35
2:30	0	7	0	11	1	19	1	4	0	5	2	46
2:45	0	11	0	18	3	10	0	6	1	4	4	49
3:00	0	17	0	18	0	9	0	7	0	8	0	59
3:15	0	11	0	23	0	17	0	6	0	5	0	62
3:30	0	15	0	11	0	6	0	9	0	10	0	51
3:45	0	11	0	14	0	14	0	7	0	7	0	53
4:00	0	10	0	15	1	9	1	4	0	4	2	42
4:15	1	12	1	12	0	17	0	3	0	6	2	50
4:30	1	9	2	15	2	17	1	8	2	7	8	56
4:45	0	9	0	19	1	12	1	7	0	3	2	50
5:00	1	17	0	21	0	15	0	9	0	3	1	65
5:15	0	19	2	15	0	25	0	3	0	3	2	65
5:30	1	19	0	15	0	13	1	7	0	4	2	58
5:45	0	11	0	17	1	18	0	5	0	7	1	58
6:00	3	17	1	17	1	17	0	4	0	2	5	57
6:15	4	17	1	16	5	9	0	4	0	4	10	50
6:30	3	14	1	16	2	8	0	6	0	7	6	51
6:45	2	17	4	15	2	9	3	10	1	3	12	54
7:00	5	8	5	18	8	8	4	3	7	6	29	43
7:15	21	12	12	11	18	15	13	11	18	9	82	58
7:30	14	14	16	11	13	10	12	9	8	2	63	46
7:45	9	6	9	5	4	6	6	8	4	4	32	29
8:00	4	2	4	7	6	4	4	8	2	9	20	30
8:15	2	5	2	9	2	2	1	5	1	2	8	23
8:30	1	3	1	17	2	5	0	3	1	2	5	30
8:45	3	4	0	12	2	2	0	1	1	1	6	20
9:00	5	3	4	7	2	4	0	3	0	0	11	17
9:15	1	3	2	6	5	1	0	3	1	2	9	15
9:30	5	1	2	4	4	1	0	1	0	2	11	9
9:45	3	1	7	3	2	2	4	1	1	2	17	9
10:00	3	4	5	6	4	1	2	6	1	1	15	18
10:15	6	3	1	3	4	4	5	4	0	1	16	15
10:30	3	0	6	3	2	3	0	1	1	2	12	9
10:45	7	6	8	2	5	6	3	7	3	2	26	23
11:00	8	7	7	3	13	4	3	5	0	5	31	24
11:15	8	5	4	5	6	2	3	6	6	3	27	21
11:30	6	5	6	5	5	2	2	2	2	3	21	17
11:45	5	2	11	3	6	2	1	9	1	2	24	18
Totals	144	423	132	504	141	405	81	243	78	190	576	1765
Day Total	567		636		546		324		268		2341	
AM Pct	25.4%		20.8%		25.8%		25.0%					

Peak Hour
 Peak Volume
 P.H.F

AECOM

7:00-8:00 AM	49	42	43	35	37	41
7:15-8:15 AM	48	41	41	35	32	39
7:30-8:30 AM	29	31	25	23	15	25
7:45-8:45 AM	16	16	14	11	8	13
8:00-9:00 AM	10	7	12	5	5	8

4:00-5:00 PM	40	61	55	22	20	40
4:15-5:15 PM	47	67	61	27	19	44
4:30-5:30 PM	54	70	69	27	16	47
4:45-5:45 PM	64	70	65	26	13	48
5:00-6:00 PM	66	68	71	24	17	49

Client: AECOM
 File Number:
 Route: PS-5a
 Location:

Site Ref: PS-5a
 Direction: IN

Count Date	10/5/2022		10/6/2022		10/7/2022		10/8/2022		10/9/2022			
Count Time	AM	PM	AM	PM	AM	PM	AM	PM	AM	PM	AM	PM
0:00	0	9	0	7	0	3	0	0	0	1	0	20
0:15	0	4	0	5	0	5	0	0	0	1	0	15
0:30	0	3	0	7	0	1	0	7	0	0	0	18
0:45	0	5	0	6	0	3	0	1	0	0	0	15
1:00	0	2	0	7	0	1	0	1	0	0	0	11
1:15	0	2	0	3	0	1	0	1	0	1	0	8
1:30	0	2	0	6	0	1	0	0	0	0	0	9
1:45	0	1	0	1	0	1	0	1	0	0	0	4
2:00	0	0	0	2	0	1	0	0	0	2	0	5
2:15	0	2	1	0	0	5	0	0	0	0	1	7
2:30	0	1	0	4	0	1	0	0	0	0	0	6
2:45	2	2	0	1	0	1	0	0	0	1	2	5
3:00	0	5	0	2	1	3	0	1	0	0	1	11
3:15	1	1	0	4	1	1	0	0	0	1	2	7
3:30	1	3	3	1	1	1	0	0	0	0	5	5
3:45	3	1	1	1	3	0	0	2	0	0	7	4
4:00	2	2	1	0	2	1	0	1	0	1	5	5
4:15	0	0	0	1	1	3	0	1	0	0	1	5
4:30	3	1	1	1	1	2	0	1	0	0	5	5
4:45	4	2	6	4	4	5	1	1	1	1	16	13
5:00	4	1	5	3	3	2	0	0	0	0	12	6
5:15	8	0	6	0	8	1	0	0	0	1	22	2
5:30	17	0	13	1	11	2	1	0	0	1	42	4
5:45	22	0	28	3	22	0	4	0	2	1	78	4
6:00	45	1	41	1	38	1	4	1	7	0	135	4
6:15	77	2	76	5	74	4	8	1	6	1	241	13
6:30	54	3	56	0	49	0	9	0	3	1	171	4
6:45	44	1	39	1	35	0	0	0	3	0	121	2
7:00	35	1	30	1	28	0	2	0	0	0	95	2
7:15	44	0	47	0	47	1	0	0	1	0	139	1
7:30	52	1	40	0	32	1	3	0	1	0	128	2
7:45	63	0	45	1	40	0	1	1	2	1	151	3
8:00	29	0	41	0	32	0	1	0	0	0	103	0
8:15	42	0	42	0	31	0	0	0	0	0	115	0
8:30	33	0	26	0	34	1	4	1	0	0	97	2
8:45	40	0	33	0	47	0	1	1	1	0	122	1
9:00	31	0	33	0	26	0	2	0	0	0	92	0
9:15	33	0	33	0	19	0	0	0	1	0	86	0
9:30	29	1	26	1	22	0	0	0	1	1	78	3
9:45	28	1	31	0	26	0	1	2	2	0	88	3
10:00	18	1	26	0	16	1	0	0	0	0	60	2
10:15	15	0	21	1	17	3	3	0	0	1	56	5
10:30	10	0	10	1	9	0	1	0	1	0	31	1
10:45	10	0	8	0	3	0	3	0	0	0	24	0
11:00	5	0	5	0	8	0	4	0	0	0	22	0
11:15	9	0	5	0	6	1	5	0	1	1	26	2
11:30	4	0	4	0	5	1	1	0	0	0	14	1
11:45	3	0	6	0	2	0	1	0	0	0	12	0
Totals	820	61	789	82	704	59	60	25	33	18	2406	245
Day Total	881		871		763		85		51		2651	
AM Pct	93.1%		90.6%		92.3%		70.6%					

Peak Hour
 Peak Volume
 P.H.F

AECOM

7:00-8:00 AM	194	162	147	6	4	103
7:15-8:15 AM	188	173	151	5	4	104
7:30-8:30 AM	186	168	135	5	3	99
7:45-8:45 AM	167	154	137	6	2	93
8:00-9:00 AM	144	142	144	6	1	87

4:00-5:00 PM	5	6	11	4	2	6
4:15-5:15 PM	4	9	12	3	1	6
4:30-5:30 PM	4	8	10	2	2	5
4:45-5:45 PM	3	8	10	1	3	5
5:00-6:00 PM	1	7	5	0	3	3

Client: AECOM
 File Number:
 Route: PS-5a
 Location:

Site Ref: PS-5a
 Direction: OUT

Count Date	10/5/2022		10/6/2022		10/7/2022		10/8/2022		10/9/2022			
Count Time	AM	PM	AM	PM	AM	PM	AM	PM	AM	PM	AM	PM
0:00	2	7	2	2	2	4	0	0	0	0	6	13
0:15	3	5	0	8	2	5	1	1	1	1	7	20
0:30	1	11	0	10	0	2	1	0	0	0	2	23
0:45	2	11	0	4	1	9	0	2	0	0	3	26
1:00	0	5	0	4	0	10	0	5	1	1	1	25
1:15	0	7	0	4	0	13	0	4	0	0	0	28
1:30	0	5	0	7	0	9	0	0	0	0	0	21
1:45	0	2	0	7	0	2	0	1	0	0	0	12
2:00	0	10	0	14	0	7	0	1	0	1	0	33
2:15	0	12	0	8	0	12	1	1	0	0	1	33
2:30	1	11	0	9	0	11	0	0	0	0	1	31
2:45	1	21	0	14	1	18	0	2	0	0	2	55
3:00	0	16	0	6	1	17	0	2	0	1	1	42
3:15	0	25	0	31	0	27	0	3	0	0	0	86
3:30	0	30	0	22	0	23	1	2	0	2	1	79
3:45	0	33	1	23	1	21	0	2	0	0	2	79
4:00	0	32	0	26	2	28	0	1	0	2	2	89
4:15	0	27	0	30	0	32	0	1	0	0	0	90
4:30	0	36	0	39	0	35	0	1	0	0	0	111
4:45	0	42	0	45	0	24	0	2	0	2	0	115
5:00	0	40	0	42	0	44	0	6	0	2	0	134
5:15	0	50	1	45	0	50	0	0	0	1	1	146
5:30	0	45	0	29	0	33	0	1	1	0	1	108
5:45	0	42	2	33	2	42	1	2	0	1	5	120
6:00	0	27	0	27	0	20	1	0	1	0	2	74
6:15	1	21	2	34	3	25	1	1	1	0	8	81
6:30	1	22	1	21	0	24	1	2	0	0	3	69
6:45	1	23	2	25	0	17	1	1	0	0	4	66
7:00	2	19	0	26	0	18	1	1	0	1	3	65
7:15	2	34	4	20	0	22	0	3	2	1	8	80
7:30	0	43	1	44	1	34	2	2	0	3	4	126
7:45	0	15	1	25	2	18	0	7	0	6	3	71
8:00	3	19	1	21	0	12	0	2	0	3	4	57
8:15	1	10	1	14	1	9	0	1	0	1	3	35
8:30	0	6	1	4	1	5	0	0	0	1	2	16
8:45	0	7	1	10	0	5	0	1	0	0	1	23
9:00	2	7	5	6	1	7	0	0	0	0	8	20
9:15	1	4	2	9	0	5	0	0	0	0	3	18
9:30	2	2	2	4	4	1	0	0	0	0	8	7
9:45	1	5	3	1	1	5	0	0	0	1	5	12
10:00	3	2	2	1	0	5	1	0	0	0	6	8
10:15	4	1	3	0	1	6	1	0	0	0	9	7
10:30	12	2	4	3	3	4	0	0	1	0	20	9
10:45	8	0	3	1	3	3	2	1	0	0	16	5
11:00	9	2	4	1	3	0	1	0	0	0	17	3
11:15	3	4	1	1	0	2	0	1	0	1	4	9
11:30	6	4	4	1	3	3	1	0	1	0	15	8
11:45	6	0	11	1	3	6	1	0	1	0	22	7
Totals	78	804	65	762	42	734	19	63	10	32	214	2395
Day Total	882		827		776		82		42		2609	
AM Pct	8.8%		7.9%		5.4%		23.2%					

Peak Hour
 Peak Volume
 P.H.F

AECOM

7:00-8:00 AM	4	6	3	3	2	4
7:15-8:15 AM	5	7	3	2	2	4
7:30-8:30 AM	4	4	4	2	0	3
7:45-8:45 AM	4	4	4	0	0	2
8:00-9:00 AM	4	4	2	0	0	2

4:00-5:00 PM	137	140	119	5	4	81
4:15-5:15 PM	145	156	135	10	4	90
4:30-5:30 PM	168	171	153	9	5	101
4:45-5:45 PM	177	161	151	9	5	101
5:00-6:00 PM	177	149	169	9	4	102

Client: AECOM
 File Number:
 Route: PS-5b
 Location:

Site Ref: PS-5b
 Direction: IN

Count Date	10/5/2022		10/6/2022		10/7/2022		10/8/2022		10/9/2022		AM	PM
	AM	PM	AM	PM	AM	PM	AM	PM	AM	PM		
0:00	1	1	2	3	1	7	1	0	0	1	5	12
0:15	1	2	0	2	0	3	0	0	0	1	1	8
0:30	0	0	0	2	0	0	0	0	0	0	0	2
0:45	1	3	0	3	0	4	0	1	0	0	1	11
1:00	0	6	0	4	0	3	0	0	0	2	0	15
1:15	0	5	0	3	0	3	0	0	0	0	0	11
1:30	1	3	0	4	0	4	0	0	0	1	1	12
1:45	0	1	0	0	0	0	0	0	0	0	0	1
2:00	0	3	0	1	0	0	0	1	0	0	0	5
2:15	1	2	1	0	1	3	0	0	0	1	3	6
2:30	1	1	0	2	0	2	0	0	0	3	1	8
2:45	1	4	1	3	1	3	0	0	0	0	3	10
3:00	0	1	0	3	0	3	0	0	0	0	0	7
3:15	1	0	0	2	1	0	0	3	0	0	2	5
3:30	0	4	0	0	1	0	0	2	0	0	1	6
3:45	0	1	0	0	0	3	0	0	0	0	0	4
4:00	0	1	0	0	2	1	0	1	0	0	2	3
4:15	1	0	1	2	1	0	0	0	0	0	3	2
4:30	0	2	2	2	1	4	0	1	0	0	3	9
4:45	2	0	2	0	1	4	0	1	0	0	5	5
5:00	6	0	2	2	4	1	0	0	0	1	12	4
5:15	5	2	6	0	4	4	0	0	0	1	15	7
5:30	3	4	8	3	4	3	0	0	2	0	17	10
5:45	9	1	8	1	7	1	0	1	0	0	24	4
6:00	12	1	13	1	9	4	1	2	1	2	36	10
6:15	11	1	13	1	10	1	2	0	1	1	37	4
6:30	15	4	7	0	8	0	1	1	2	0	33	5
6:45	7	0	5	0	6	2	1	0	0	0	19	2
7:00	4	1	6	1	3	1	1	0	1	0	15	3
7:15	3	1	7	0	5	0	0	0	0	0	15	1
7:30	5	0	10	0	5	1	0	0	1	2	21	3
7:45	10	0	9	1	8	0	0	0	0	0	27	1
8:00	10	2	4	2	10	2	0	0	0	0	24	6
8:15	11	1	15	0	10	1	1	0	0	0	37	2
8:30	5	0	5	1	9	1	0	0	0	0	19	2
8:45	7	0	10	1	8	0	0	0	0	0	25	1
9:00	11	1	15	1	7	0	0	0	1	0	34	2
9:15	7	0	4	2	8	1	0	0	0	0	19	3
9:30	8	0	3	0	6	0	1	0	0	0	18	0
9:45	7	1	7	0	7	1	1	0	0	0	22	2
10:00	8	0	5	0	5	0	0	0	0	0	18	0
10:15	10	1	8	0	3	0	0	0	0	0	21	1
10:30	4	2	6	1	2	2	3	0	0	0	15	5
10:45	3	0	4	0	6	1	0	0	0	0	13	1
11:00	3	1	5	0	4	0	0	0	1	0	13	1
11:15	5	1	3	0	3	0	2	0	1	0	14	1
11:30	3	1	0	0	5	1	0	0	0	0	8	2
11:45	5	0	8	0	2	2	0	0	2	0	17	2
Totals	208	66	205	54	178	77	15	14	13	16	619	227
Day Total	274		259		255		29		29		846	
AM Pct	75.9%		79.2%		69.8%		51.7%					

Peak Hour
 Peak Volume
 P.H.F

AECOM

7:00-8:00 AM	22	32	21	1	2	16
7:15-8:15 AM	28	30	28	0	1	17
7:30-8:30 AM	36	38	33	1	1	22
7:45-8:45 AM	36	33	37	1	0	21
8:00-9:00 AM	33	34	37	1	0	21

4:00-5:00 PM	3	4	9	3	0	4
4:15-5:15 PM	2	6	9	2	1	4
4:30-5:30 PM	4	4	13	2	2	5
4:45-5:45 PM	6	5	12	1	2	5
5:00-6:00 PM	7	6	9	1	2	5

Client: AECOM
 File Number:
 Route: PS-5b
 Location:

Site Ref: PS-5b
 Direction: OUT

Count Date Count Time	10/5/2022		10/6/2022		10/7/2022		10/8/2022		10/9/2022		AM	PM
	AM	PM	AM	PM	AM	PM	AM	PM	AM	PM		
0:00	1	0	1	3	1	3	1	0	0	0	4	6
0:15	1	1	0	2	1	1	1	1	0	1	3	6
0:30	0	4	0	1	0	1	1	1	0	0	1	7
0:45	1	2	0	2	0	2	0	0	0	0	1	6
1:00	0	3	0	2	0	0	0	1	0	1	0	7
1:15	0	2	0	1	0	2	0	2	0	0	0	7
1:30	0	3	0	5	0	4	0	0	0	0	0	12
1:45	0	0	0	1	0	2	0	1	0	3	0	7
2:00	0	1	0	1	0	2	0	1	0	0	0	5
2:15	1	4	0	1	0	3	0	0	0	1	1	9
2:30	1	5	0	3	2	3	0	0	0	2	3	13
2:45	0	2	0	3	0	0	0	0	0	1	0	6
3:00	0	4	0	6	0	0	0	0	0	1	0	11
3:15	0	4	1	1	0	5	0	3	0	0	1	13
3:30	0	11	0	5	0	6	0	1	0	0	0	23
3:45	0	0	0	4	0	2	0	0	0	0	0	6
4:00	0	2	0	2	1	6	0	1	0	0	1	11
4:15	0	5	0	5	0	3	0	0	0	1	0	14
4:30	1	6	1	3	1	2	0	0	0	1	3	12
4:45	0	4	0	5	0	2	0	2	0	0	0	13
5:00	0	1	0	6	0	1	0	0	0	2	0	10
5:15	1	5	0	4	0	5	0	0	0	0	1	14
5:30	0	3	0	6	0	9	0	0	0	1	0	19
5:45	5	6	2	5	2	5	0	0	0	0	9	16
6:00	0	6	0	2	0	7	0	2	0	0	0	17
6:15	0	5	3	3	1	7	0	0	0	0	4	15
6:30	0	4	0	7	1	4	0	0	2	0	3	15
6:45	3	5	1	3	0	5	0	0	1	0	5	13
7:00	0	7	0	5	0	3	0	0	0	1	0	16
7:15	0	5	0	3	0	5	0	2	0	1	0	16
7:30	0	5	1	4	2	3	1	3	0	1	4	16
7:45	0	3	1	5	2	2	0	0	0	1	3	11
8:00	2	4	2	1	0	6	1	0	1	0	6	11
8:15	1	1	0	1	2	1	1	0	0	1	4	4
8:30	0	0	0	6	0	0	0	1	0	0	0	7
8:45	1	1	0	2	0	3	0	0	0	0	1	6
9:00	0	0	0	0	0	2	0	0	0	0	0	2
9:15	0	2	0	2	0	0	0	0	0	0	0	4
9:30	1	2	0	0	0	0	0	0	1	1	2	3
9:45	2	1	2	0	1	1	0	0	0	0	5	2
10:00	0	1	0	0	1	2	0	0	0	1	1	4
10:15	2	0	2	0	3	3	0	0	0	0	7	3
10:30	0	0	0	0	0	0	1	0	1	0	2	0
10:45	1	0	0	0	0	2	1	0	0	0	2	2
11:00	2	0	0	0	0	1	0	0	0	0	2	1
11:15	1	1	1	1	0	0	0	0	0	0	2	2
11:30	3	0	2	0	0	2	0	0	0	0	5	2
11:45	1	0	2	0	0	1	0	0	0	0	3	1
Totals	32	131	22	122	21	129	8	22	6	22	89	426
Day Total	163		144		150		30		28		515	
AM Pct	19.6%		15.3%		14.0%		26.7%					

Peak Hour
 Peak Volume
 P.H.F

AECOM

7:00-8:00 AM	0	2	4	1	0	1
7:15-8:15 AM	2	4	4	2	1	3
7:30-8:30 AM	3	4	6	3	1	3
7:45-8:45 AM	3	3	4	2	1	3
8:00-9:00 AM	4	2	2	2	1	2

4:00-5:00 PM	17	15	13	3	2	10
4:15-5:15 PM	16	19	8	2	4	10
4:30-5:30 PM	16	18	10	2	3	10
4:45-5:45 PM	13	21	17	2	3	11
5:00-6:00 PM	15	21	20	0	3	12

Client: AECOM
 File Number:
 Route: ARB CC
 Location:

Site Ref: ARB CC
 Direction: IN

Count Date	10/10/2022		10/11/2022		10/12/2022		10/13/2022		10/14/2022			
Count Time	AM	PM	AM	PM	AM	PM	AM	PM	AM	PM	AM	PM
0:00	0	1	0	1	0	2	0	0	0	1	0	5
0:15	0	2	0	0	0	3	0	2	0	2	0	9
0:30	0	1	0	1	0	1	0	2	0	2	0	7
0:45	0	4	0	1	0	5	0	3	0	4	0	17
1:00	0	1	0	6	0	3	0	0	0	2	0	12
1:15	0	0	0	0	0	2	0	0	0	1	0	3
1:30	0	2	0	2	0	3	0	5	0	4	0	16
1:45	0	3	0	1	0	0	0	2	0	3	0	9
2:00	0	2	0	2	0	2	0	1	0	1	0	8
2:15	0	2	0	4	0	2	0	1	0	2	0	11
2:30	0	1	0	2	0	3	0	2	0	0	0	8
2:45	0	0	0	7	0	0	0	0	0	3	0	10
3:00	0	4	0	3	0	2	0	4	0	3	0	16
3:15	0	4	0	3	0	2	0	3	0	5	0	17
3:30	0	2	0	2	0	4	0	2	0	2	0	12
3:45	0	3	0	7	0	1	0	3	0	5	0	19
4:00	0	3	0	4	0	7	1	5	0	2	1	21
4:15	0	8	1	11	1	11	0	11	0	7	2	48
4:30	0	9	0	10	0	11	0	10	1	11	1	51
4:45	0	16	0	16	1	10	0	12	1	7	2	61
5:00	0	10	0	5	0	12	0	6	0	9	0	42
5:15	0	3	0	8	0	4	0	5	0	7	0	27
5:30	0	7	1	4	0	3	0	5	0	3	1	22
5:45	0	3	0	2	1	5	0	2	0	5	1	17
6:00	0	4	0	6	1	6	0	6	1	3	2	25
6:15	0	4	1	2	0	0	0	2	1	2	2	10
6:30	1	1	2	0	2	1	1	0	2	0	8	2
6:45	3	0	4	0	6	0	2	0	1	0	16	0
7:00	3	0	2	0	3	0	2	0	1	0	11	0
7:15	2	0	3	0	3	0	3	0	4	1	15	1
7:30	2	0	6	0	2	1	2	0	2	0	14	1
7:45	7	0	3	0	6	0	11	2	7	0	34	2
8:00	7	2	9	0	8	0	8	0	12	0	44	2
8:15	7	0	8	2	16	0	15	0	6	0	52	2
8:30	19	0	18	0	14	0	14	0	23	0	88	0
8:45	12	0	17	0	14	0	20	0	17	0	80	0
9:00	10	0	7	0	15	0	11	0	6	0	49	0
9:15	9	0	8	0	9	0	5	0	6	0	37	0
9:30	7	0	3	0	3	0	3	0	4	0	20	0
9:45	1	0	3	0	2	0	4	0	4	0	14	0
10:00	1	0	2	0	1	0	4	0	3	0	11	0
10:15	3	0	2	0	4	0	1	0	2	0	12	0
10:30	0	0	1	0	3	3	1	0	1	0	6	3
10:45	8	0	2	0	2	0	1	0	1	0	14	0
11:00	0	0	5	0	1	1	0	0	1	0	7	1
11:15	1	0	2	0	1	0	2	0	2	0	8	0
11:30	2	0	1	0	2	0	2	0	3	0	10	0
11:45	2	0	2	0	0	0	0	0	1	0	5	0
Totals	107	102	113	112	121	110	113	96	113	97	567	517
Day Total	209		225		231		209		210		1084	
AM Pct	51.2%		50.2%		52.4%		54.1%		53.8%			

Peak Hour
 Peak Volume
 P.H.F

AECOM

7:00-8:00 AM	14	14	14	18	14	15
7:15-8:15 AM	18	21	19	24	25	21
7:30-8:30 AM	23	26	32	36	27	29
7:45-8:45 AM	40	38	44	48	48	44
8:00-9:00 AM	45	52	52	57	58	53

4:00-5:00 PM	36	41	39	38	27	36
4:15-5:15 PM	43	42	44	39	34	40
4:30-5:30 PM	38	39	37	33	34	36
4:45-5:45 PM	36	33	29	28	26	30
5:00-6:00 PM	23	19	24	18	24	22

Client: AECOM
 File Number:
 Route: ARB CC
 Location:

Site Ref: ARB CC
 Direction: OUT

Count Date	10/10/2022		10/11/2022		10/12/2022		10/13/2022		10/14/2022			
Count Time	AM	PM	AM	PM	AM	PM	AM	PM	AM	PM	AM	PM
0:00	0	1	0	1	0	2	0	8	0	5	0	17
0:15	0	4	0	3	0	4	0	3	0	7	0	21
0:30	0	5	0	0	0	3	0	0	0	1	0	9
0:45	0	8	0	5	0	3	0	3	0	7	0	26
1:00	0	4	0	4	0	5	0	3	0	3	0	19
1:15	0	4	0	5	0	4	0	3	0	2	0	18
1:30	0	6	3	4	2	5	3	2	3	4	11	21
1:45	0	8	0	4	0	3	0	9	0	2	0	26
2:00	0	5	1	6	1	6	1	3	1	5	4	25
2:15	0	4	0	2	0	3	0	5	0	2	0	16
2:30	0	5	0	6	0	10	0	7	0	2	0	30
2:45	0	4	0	4	0	5	0	2	0	7	0	22
3:00	0	0	0	3	0	5	0	3	0	3	0	14
3:15	0	4	0	5	0	1	0	4	0	7	0	21
3:30	0	4	0	6	0	6	0	4	0	7	0	27
3:45	0	4	0	3	0	0	0	2	0	7	0	16
4:00	0	9	0	8	0	11	1	7	0	8	1	43
4:15	0	1	1	3	0	7	0	8	0	4	1	23
4:30	0	14	0	15	1	10	0	9	1	7	2	55
4:45	0	10	0	7	0	14	0	14	1	15	1	60
5:00	0	10	0	12	1	9	0	12	0	8	1	51
5:15	0	11	0	14	0	12	0	7	0	8	0	52
5:30	0	11	1	8	0	8	0	11	0	9	1	47
5:45	0	6	0	6	0	4	0	6	0	4	0	26
6:00	0	9	0	9	1	7	2	7	1	7	4	39
6:15	1	4	1	11	0	6	0	6	0	6	2	33
6:30	1	2	1	1	2	3	0	2	2	1	6	9
6:45	1	2	0	0	1	3	0	4	1	2	3	11
7:00	0	1	2	1	2	0	0	1	2	1	6	4
7:15	1	3	0	3	6	2	3	3	0	2	10	13
7:30	4	3	3	1	4	2	2	2	3	4	16	12
7:45	5	0	5	0	2	0	3	0	3	0	18	0
8:00	6	1	4	2	5	1	6	1	8	0	29	5
8:15	6	2	7	1	6	0	6	0	6	1	31	4
8:30	11	4	10	1	15	2	14	1	13	1	63	9
8:45	18	2	14	1	16	1	8	1	13	0	69	5
9:00	9	1	10	0	13	0	16	1	10	0	58	2
9:15	7	1	9	2	17	0	11	1	7	1	51	5
9:30	8	1	4	1	4	2	5	3	5	2	26	9
9:45	10	0	6	0	3	0	8	0	5	0	32	0
10:00	2	1	3	0	3	0	4	0	5	0	17	1
10:15	3	0	0	0	1	0	5	0	5	0	14	0
10:30	5	0	3	0	5	2	1	0	3	0	17	2
10:45	3	1	0	1	4	0	4	0	2	0	13	2
11:00	6	0	7	0	4	1	1	0	5	1	23	2
11:15	3	0	3	0	3	2	3	1	2	0	14	3
11:30	4	0	5	0	2	0	6	1	4	0	21	1
11:45	3	0	4	0	0	0	2	0	3	0	12	0
Totals	117	180	107	169	124	174	115	170	114	163	577	856
Day Total	297		276		298		285		277		1433	
AM Pct	39.4%		38.8%		41.6%		40.4%		41.2%			

Peak Hour
 Peak Volume
 P.H.F

AECOM

7:00-8:00 AM	10	10	14	8	8	10
7:15-8:15 AM	16	12	17	14	14	15
7:30-8:30 AM	21	19	17	17	20	19
7:45-8:45 AM	28	26	28	29	30	28
8:00-9:00 AM	41	35	42	34	40	38

4:00-5:00 PM	34	33	42	38	34	36
4:15-5:15 PM	35	37	40	43	34	38
4:30-5:30 PM	45	48	45	42	38	44
4:45-5:45 PM	42	41	43	44	40	42
5:00-6:00 PM	38	40	33	36	29	35

Client: AECOM
 File Number:
 Route: L-17a
 Location:

Site Ref: L-17a
 Direction: IN

Count Date	10/10/2022		10/11/2022		10/12/2022		10/13/2022		10/14/2022			
Count Time	AM	PM	AM	PM	AM	PM	AM	PM	AM	PM	AM	PM
0:00	0	3	0	7	0	10	0	2	0	6	0	28
0:15	0	8	0	5	0	2	0	5	0	5	0	25
0:30	0	13	0	6	0	5	0	3	0	3	0	30
0:45	0	5	0	7	1	7	0	5	0	7	1	31
1:00	0	4	0	5	0	4	1	9	0	3	1	25
1:15	0	2	0	3	0	5	1	6	0	7	1	23
1:30	0	10	0	7	1	2	0	8	0	4	1	31
1:45	0	3	0	8	0	7	0	7	0	3	0	28
2:00	0	2	0	3	0	5	0	2	0	3	0	15
2:15	0	6	0	6	0	2	0	9	0	6	0	29
2:30	0	0	1	4	0	3	1	12	0	0	2	19
2:45	0	0	0	1	0	1	0	5	0	1	0	8
3:00	0	4	0	5	1	11	0	3	0	2	1	25
3:15	0	2	0	5	0	0	0	1	0	5	0	13
3:30	0	7	0	7	0	7	0	5	0	2	0	28
3:45	0	2	0	3	0	4	0	5	0	6	0	20
4:00	0	3	0	3	0	1	0	6	0	4	0	17
4:15	0	4	0	5	0	7	0	5	0	4	0	25
4:30	0	6	2	6	2	6	0	7	1	6	5	31
4:45	0	4	0	10	0	10	0	5	0	6	0	35
5:00	0	4	0	3	0	10	0	8	0	3	0	28
5:15	1	10	1	5	2	10	1	8	1	9	6	42
5:30	9	6	2	9	2	6	1	3	2	7	16	31
5:45	5	4	7	4	4	5	5	2	4	6	25	21
6:00	0	6	0	3	0	8	3	7	2	4	5	28
6:15	7	3	11	4	9	1	4	4	7	5	38	17
6:30	11	1	11	2	15	1	14	1	10	0	61	5
6:45	18	0	17	1	13	1	13	2	14	2	75	6
7:00	14	0	13	0	9	1	9	2	12	0	57	3
7:15	17	2	14	0	15	0	12	1	14	0	72	3
7:30	10	0	21	0	14	1	13	0	19	0	77	1
7:45	34	0	14	0	19	0	23	0	15	2	105	2
8:00	26	1	32	0	23	0	21	0	37	0	139	1
8:15	34	0	26	1	25	2	44	0	29	1	158	4
8:30	26	0	36	0	29	1	31	0	40	0	162	1
8:45	28	1	32	0	36	0	41	0	32	0	169	1
9:00	32	0	34	1	38	0	35	1	36	0	175	2
9:15	27	0	32	0	27	0	33	0	25	0	144	0
9:30	12	0	22	0	24	0	32	0	13	0	103	0
9:45	20	0	17	0	18	0	14	1	15	0	84	1
10:00	17	0	22	1	8	0	14	0	13	1	74	2
10:15	13	0	11	0	4	0	8	0	8	0	44	0
10:30	11	0	6	0	8	0	7	0	5	0	37	0
10:45	9	0	9	0	6	0	6	0	6	0	36	0
11:00	8	0	11	0	6	0	3	0	4	0	32	0
11:15	7	1	5	0	11	0	8	0	4	0	35	1
11:30	6	0	5	0	5	0	5	0	1	0	22	0
11:45	6	0	6	0	12	0	13	0	4	0	41	0
Totals	408	127	420	140	387	146	416	150	373	123	2004	686
Day Total	535		560		533		566		496		2690	
AM Pct	76.3%		75.0%		72.6%		73.5%		75.2%			

Peak Hour
 Peak Volume
 P.H.F

AECOM

7:00-8:00 AM	75	62	57	57	60	62
7:15-8:15 AM	87	81	71	69	85	79
7:30-8:30 AM	104	93	81	101	100	96
7:45-8:45 AM	120	108	96	119	121	113
8:00-9:00 AM	114	126	113	137	138	126

4:00-5:00 PM	17	24	24	23	20	22
4:15-5:15 PM	18	24	33	25	19	24
4:30-5:30 PM	24	24	36	28	24	27
4:45-5:45 PM	24	27	36	24	25	27
5:00-6:00 PM	24	21	31	21	25	24

Client: AECOM
 File Number:
 Route: L-17a
 Location:

Site Ref: L-17a
 Direction: OUT

Count Date	10/10/2022		10/11/2022		10/12/2022		10/13/2022		10/14/2022			
Count Time	AM	PM	AM	PM	AM	PM	AM	PM	AM	PM	AM	PM
0:00	0	9	0	5	0	11	0	5	0	9	0	39
0:15	0	5	2	9	0	5	0	8	0	14	2	41
0:30	0	8	0	5	0	6	0	16	0	6	0	41
0:45	0	5	0	6	0	4	0	2	0	6	0	23
1:00	0	2	0	7	0	3	0	2	0	4	0	18
1:15	0	1	0	9	1	1	2	5	0	9	3	25
1:30	0	9	0	5	0	4	0	7	0	9	0	34
1:45	0	7	0	6	0	5	0	2	1	3	1	23
2:00	0	6	2	9	2	8	1	10	2	8	7	41
2:15	0	8	0	5	0	7	0	7	0	12	0	39
2:30	0	8	0	12	0	11	0	11	0	15	0	57
2:45	0	8	0	8	0	6	0	8	0	6	0	36
3:00	0	13	0	11	0	15	0	20	0	17	0	76
3:15	0	16	0	25	0	19	0	29	0	15	0	104
3:30	0	21	0	22	0	33	0	18	0	17	0	111
3:45	0	10	0	11	0	8	0	11	0	14	0	54
4:00	0	13	0	10	0	16	0	18	0	18	0	75
4:15	0	16	0	16	0	16	0	23	0	16	0	87
4:30	0	20	3	29	0	29	0	25	1	26	4	129
4:45	0	25	0	21	3	31	1	20	0	20	4	117
5:00	0	31	0	38	0	18	0	32	0	19	0	138
5:15	0	19	0	28	0	25	0	31	0	16	0	119
5:30	2	35	0	32	1	27	0	25	0	28	3	147
5:45	0	23	0	17	0	24	0	24	0	24	0	112
6:00	0	19	0	21	0	22	0	27	0	16	0	105
6:15	1	21	0	22	0	23	4	25	0	26	5	117
6:30	0	22	0	18	2	21	2	25	0	23	4	109
6:45	1	9	2	11	0	15	1	9	1	10	5	54
7:00	2	6	0	15	0	10	0	15	1	4	3	50
7:15	1	13	3	6	2	7	1	6	1	4	8	36
7:30	2	3	4	3	1	11	4	6	4	6	15	29
7:45	1	5	0	4	3	6	3	3	2	3	9	21
8:00	5	4	3	6	3	4	5	4	3	2	19	20
8:15	5	0	11	3	6	5	7	0	7	4	36	12
8:30	11	2	5	9	7	2	8	3	9	1	40	17
8:45	3	3	11	1	4	0	7	1	10	0	35	5
9:00	9	1	8	2	7	3	21	1	9	2	54	9
9:15	8	2	14	2	5	2	5	2	8	1	40	9
9:30	12	0	2	0	7	1	5	3	1	2	27	6
9:45	3	1	1	0	3	0	5	2	5	2	17	5
10:00	5	0	2	2	5	0	5	0	3	0	20	2
10:15	5	1	3	1	3	2	4	0	2	0	17	4
10:30	3	0	8	0	1	1	1	0	5	0	18	1
10:45	2	1	7	0	2	0	2	0	3	0	16	1
11:00	8	1	11	0	3	1	3	2	3	0	28	4
11:15	4	0	7	0	4	0	4	0	5	1	24	1
11:30	7	0	6	1	3	0	5	2	6	0	27	3
11:45	0	0	6	0	5	0	3	0	7	1	21	1
Totals	100	432	121	473	83	468	109	495	99	439	512	2307
Day Total	532		594		551		604		538		2819	
AM Pct	18.8%		20.4%		15.1%		18.0%		18.4%			

Peak Hour
 Peak Volume
 P.H.F

AECOM

7:00-8:00 AM	6	7	6	8	8	7
7:15-8:15 AM	9	10	9	13	10	10
7:30-8:30 AM	13	18	13	19	16	16
7:45-8:45 AM	22	19	19	23	21	21
8:00-9:00 AM	24	30	20	27	29	26

4:00-5:00 PM	74	76	92	86	80	82
4:15-5:15 PM	92	104	94	100	81	94
4:30-5:30 PM	95	116	103	108	81	101
4:45-5:45 PM	110	119	101	108	83	104
5:00-6:00 PM	108	115	94	112	87	103

Client: AECOM
 File Number:
 Route: L-18a
 Location:

Site Ref: L-18a
 Direction: IN

Count Date	10/10/2022		10/11/2022		10/12/2022		10/13/2022		10/14/2022			
Count Time	AM	PM	AM	PM	AM	PM	AM	PM	AM	PM	AM	PM
0:00	0	4	0	3	0	6	0	4	0	2	0	19
0:15	0	4	0	7	0	5	0	7	0	3	0	26
0:30	0	0	0	5	0	7	0	2	0	6	0	20
0:45	0	4	0	2	0	4	0	4	0	1	0	15
1:00	0	3	0	1	0	5	0	2	0	1	0	12
1:15	0	1	0	1	0	5	0	4	0	3	0	14
1:30	0	0	0	0	0	4	0	2	0	1	0	7
1:45	0	1	0	1	0	0	0	3	0	1	0	6
2:00	0	0	0	2	0	2	0	5	0	1	0	10
2:15	0	0	0	2	0	3	0	2	0	3	0	10
2:30	0	0	0	1	0	0	0	0	0	1	0	2
2:45	0	3	0	2	0	3	0	3	0	1	0	12
3:00	0	0	0	2	0	2	0	1	0	4	0	9
3:15	0	2	0	3	0	2	0	1	0	0	0	8
3:30	0	1	0	4	0	2	0	1	0	3	0	11
3:45	0	3	0	4	0	2	0	2	0	3	0	14
4:00	0	2	0	2	0	3	0	2	0	2	0	11
4:15	0	0	0	2	1	2	0	2	0	5	1	11
4:30	1	0	1	1	1	1	1	0	1	2	5	4
4:45	3	0	6	3	3	3	3	2	6	3	21	11
5:00	5	3	4	2	2	0	5	1	2	4	18	10
5:15	6	2	4	4	7	2	6	2	3	5	26	15
5:30	11	2	11	3	10	5	10	4	7	1	49	15
5:45	17	1	14	1	14	4	10	2	15	2	70	10
6:00	10	4	19	2	19	1	12	0	8	1	68	8
6:15	20	2	21	1	25	1	18	3	24	0	108	7
6:30	11	3	13	2	12	1	10	0	11	0	57	6
6:45	14	0	14	0	16	0	14	0	12	1	70	1
7:00	9	1	7	2	9	2	10	1	7	1	42	7
7:15	6	0	7	1	8	1	6	1	7	0	34	3
7:30	7	0	7	0	4	3	8	1	10	0	36	4
7:45	11	0	12	0	15	1	7	1	2	2	47	4
8:00	4	0	5	0	4	0	2	0	3	1	18	1
8:15	5	1	5	1	6	0	7	0	9	0	32	2
8:30	7	0	2	0	7	0	6	0	6	0	28	0
8:45	3	1	4	0	1	0	4	0	5	0	17	1
9:00	2	0	8	1	3	0	1	0	5	0	19	1
9:15	1	0	5	0	4	1	3	0	5	0	18	1
9:30	4	0	2	0	1	0	3	1	5	0	15	1
9:45	2	0	2	0	4	0	0	1	3	0	11	1
10:00	1	0	4	1	4	0	3	0	5	0	17	1
10:15	1	1	7	0	2	0	5	0	4	0	19	1
10:30	4	0	5	0	4	0	2	0	1	0	16	0
10:45	3	0	6	0	5	0	4	0	4	0	22	0
11:00	2	0	5	0	1	0	2	0	2	0	12	0
11:15	1	0	9	1	3	2	3	1	2	1	18	5
11:30	1	1	4	0	3	0	6	0	0	0	14	1
11:45	0	0	3	0	2	0	1	0	7	0	13	0
Totals	172	50	216	70	200	85	172	68	181	65	941	338
Day Total	222		286		285		240		246		1279	
AM Pct	77.5%		75.5%		70.2%		71.7%		73.6%			

Peak Hour
 Peak Volume
 P.H.F

AECOM

7:00-8:00 AM	33	33	36	31	26	32
7:15-8:15 AM	28	31	31	23	22	27
7:30-8:30 AM	27	29	29	24	24	27
7:45-8:45 AM	27	24	32	22	20	25
8:00-9:00 AM	19	16	18	19	23	19

4:00-5:00 PM	2	8	9	6	12	7
4:15-5:15 PM	3	8	6	5	14	7
4:30-5:30 PM	5	10	6	5	14	8
4:45-5:45 PM	7	12	10	9	13	10
5:00-6:00 PM	8	10	11	9	12	10

Client: AECOM
 File Number:
 Route: L-18a
 Location:

Site Ref: L-18a
 Direction: OUT

Count Date	10/10/2022		10/11/2022		10/12/2022		10/13/2022		10/14/2022			
Count Time	AM	PM	AM	PM	AM	PM	AM	PM	AM	PM	AM	PM
0:00	0	1	1	2	0	2	0	1	0	1	1	7
0:15	0	0	0	2	0	4	0	0	2	0	2	6
0:30	0	3	1	2	0	3	0	3	0	1	1	12
0:45	0	2	0	3	0	0	0	2	0	5	0	12
1:00	0	1	0	2	0	2	0	2	0	0	0	7
1:15	0	2	0	2	0	1	0	0	0	2	0	7
1:30	0	1	0	1	0	3	0	1	0	0	0	6
1:45	0	1	0	0	0	2	0	3	0	4	0	10
2:00	0	2	0	4	0	5	0	2	0	3	0	16
2:15	0	1	0	2	0	1	1	1	0	1	1	6
2:30	0	2	0	4	0	2	0	3	0	1	0	12
2:45	0	1	0	3	0	2	0	6	0	4	0	16
3:00	0	2	0	2	0	1	0	3	0	6	0	14
3:15	0	5	0	7	0	5	0	10	0	3	0	30
3:30	0	4	0	6	0	8	1	1	1	5	2	24
3:45	0	5	2	2	0	4	0	5	0	1	2	17
4:00	0	5	0	7	0	3	1	3	0	3	1	21
4:15	0	6	0	7	0	3	0	10	0	5	0	31
4:30	0	2	0	5	0	5	0	5	0	8	0	25
4:45	0	5	0	5	0	5	0	2	1	2	1	19
5:00	1	6	1	7	1	7	1	2	0	8	4	30
5:15	0	3	0	8	0	12	0	9	0	10	0	42
5:30	1	9	0	8	0	10	0	10	0	5	1	42
5:45	1	10	0	7	1	11	0	8	0	4	2	40
6:00	1	8	2	2	1	5	1	6	1	2	6	23
6:15	2	4	0	5	0	8	0	4	0	15	2	36
6:30	2	11	0	9	1	4	4	5	1	9	8	38
6:45	0	4	1	4	0	7	2	8	0	7	3	30
7:00	1	7	0	8	1	11	2	7	0	5	4	38
7:15	0	10	1	6	1	6	0	3	0	6	2	31
7:30	1	6	1	5	0	10	0	5	1	8	3	34
7:45	0	8	2	7	0	7	1	6	0	6	3	34
8:00	1	6	0	6	0	2	0	0	0	3	1	17
8:15	0	5	0	3	0	1	1	1	0	6	1	16
8:30	0	0	0	4	1	3	0	1	0	2	1	10
8:45	0	0	0	0	1	0	0	0	1	0	2	0
9:00	1	0	0	2	1	0	1	1	2	0	5	3
9:15	1	0	0	1	3	2	1	0	1	2	6	5
9:30	1	0	0	2	1	0	3	3	0	2	5	7
9:45	1	0	2	1	0	0	0	1	1	3	4	5
10:00	1	2	1	1	1	0	0	0	0	1	3	4
10:15	0	2	1	0	1	0	0	0	0	0	2	2
10:30	0	1	4	0	0	0	1	0	0	0	5	1
10:45	2	0	2	0	1	1	1	1	2	1	8	3
11:00	1	0	4	0	1	0	2	0	4	0	12	0
11:15	0	2	3	3	2	0	0	0	0	0	5	5
11:30	0	0	3	1	1	1	2	0	2	1	8	3
11:45	1	0	2	1	1	0	2	1	2	0	8	2
Totals	20	155	34	169	21	169	28	145	22	161	125	799
Day Total	175		203		190		173		183		924	
AM Pct	11.4%		16.7%		11.1%		16.2%		12.0%			

Peak Hour
 Peak Volume
 P.H.F

AECOM

7:00-8:00 AM	2	4	2	3	1	2
7:15-8:15 AM	2	4	1	1	1	2
7:30-8:30 AM	2	3	0	2	1	2
7:45-8:45 AM	1	2	1	2	0	1
8:00-9:00 AM	1	0	2	1	1	1

4:00-5:00 PM	18	24	16	20	18	19
4:15-5:15 PM	19	24	20	19	23	21
4:30-5:30 PM	16	25	29	18	28	23
4:45-5:45 PM	23	28	34	23	25	27
5:00-6:00 PM	28	30	40	29	27	31

Client: AECOM
 File Number:
 Route: L-18b
 Location:

Site Ref: L-18b
 Direction: IN

Count Date	10/10/2022		10/11/2022		10/12/2022		10/13/2022		10/14/2022			
Count Time	AM	PM	AM	PM	AM	PM	AM	PM	AM	PM	AM	PM
0:00	0	3	1	4	0	8	0	4	0	2	1	21
0:15	0	2	0	3	0	9	0	2	0	5	0	21
0:30	0	7	0	3	0	7	0	7	0	5	0	29
0:45	0	5	0	0	0	3	0	4	0	3	0	15
1:00	0	5	0	6	0	3	0	11	0	1	0	26
1:15	0	6	0	4	0	5	0	5	0	4	0	24
1:30	0	0	0	9	0	4	0	3	0	3	0	19
1:45	0	2	0	2	0	3	0	5	0	3	0	15
2:00	0	0	0	4	0	1	0	3	2	2	2	10
2:15	0	5	0	3	0	6	0	5	0	3	0	22
2:30	0	3	0	0	0	0	1	2	0	2	1	7
2:45	0	3	0	1	0	2	0	3	0	3	0	12
3:00	0	0	0	2	0	2	0	2	0	3	0	9
3:15	0	2	0	3	0	2	0	4	0	2	0	13
3:30	0	0	0	0	0	1	0	0	0	2	0	3
3:45	0	2	0	2	0	1	0	1	0	0	0	6
4:00	0	3	0	1	0	1	0	1	0	3	0	9
4:15	0	3	0	1	0	1	0	1	0	4	0	10
4:30	0	4	0	7	0	2	0	3	0	3	0	19
4:45	1	4	0	1	0	3	0	5	0	1	1	14
5:00	1	2	1	3	0	2	0	3	1	2	3	12
5:15	3	5	2	4	4	7	1	4	5	2	15	22
5:30	2	5	2	5	2	3	5	4	2	3	13	20
5:45	1	4	6	7	10	5	4	1	1	3	22	20
6:00	9	6	8	7	9	2	3	2	6	5	35	22
6:15	6	6	6	1	6	2	8	2	12	5	38	16
6:30	9	4	6	4	9	3	7	1	4	1	35	13
6:45	9	0	7	1	5	0	3	2	6	1	30	4
7:00	4	5	7	2	9	0	4	3	9	2	33	12
7:15	9	1	1	1	5	0	5	0	3	1	23	3
7:30	6	3	6	0	4	0	8	2	9	2	33	7
7:45	3	1	10	4	9	2	7	1	1	1	30	9
8:00	13	0	4	0	7	0	6	1	11	1	41	2
8:15	8	3	5	0	11	2	6	1	9	1	39	7
8:30	5	1	3	1	6	1	5	1	9	1	28	5
8:45	5	2	9	0	4	0	13	0	4	0	35	2
9:00	5	0	7	0	5	0	11	0	6	0	34	0
9:15	2	0	13	0	12	0	7	3	5	0	39	3
9:30	4	1	5	0	3	0	4	0	5	1	21	2
9:45	2	0	2	0	6	0	8	0	6	0	24	0
10:00	6	1	6	2	12	0	6	0	2	0	32	3
10:15	5	0	4	0	7	0	6	0	5	0	27	0
10:30	5	0	5	0	6	0	2	0	2	0	20	0
10:45	0	0	5	0	2	0	2	0	3	1	12	1
11:00	1	0	2	0	5	0	1	0	2	0	11	0
11:15	3	0	3	0	4	0	1	0	3	1	14	1
11:30	5	0	7	0	3	0	2	0	4	0	21	0
11:45	3	0	6	1	4	0	5	0	2	0	20	1
Totals	135	109	149	99	169	93	141	102	139	88	733	491
Day Total	244		248		262		243		227		1224	
AM Pct	55.3%		60.1%		64.5%		58.0%		61.2%			

Peak Hour
 Peak Volume
 P.H.F

AECOM

7:00-8:00 AM	22	24	27	24	22	24
7:15-8:15 AM	31	21	25	26	24	25
7:30-8:30 AM	30	25	31	27	30	29
7:45-8:45 AM	29	22	33	24	30	28
8:00-9:00 AM	31	21	28	30	33	29

4:00-5:00 PM	14	10	7	10	11	10
4:15-5:15 PM	13	12	8	12	10	11
4:30-5:30 PM	15	15	14	15	8	13
4:45-5:45 PM	16	13	15	16	8	14
5:00-6:00 PM	16	19	17	12	10	15

Client: AECOM
 File Number:
 Route: L-18b
 Location:

Site Ref: L-18b
 Direction: OUT

Count Date	10/10/2022		10/11/2022		10/12/2022		10/13/2022		10/14/2022			
Count Time	AM	PM	AM	PM	AM	PM	AM	PM	AM	PM	AM	PM
0:00	0	3	0	1	0	6	0	0	0	0	0	10
0:15	0	2	0	1	1	1	0	3	0	0	1	7
0:30	0	1	0	0	0	1	1	4	0	1	1	7
0:45	0	5	0	3	0	4	0	3	0	2	0	17
1:00	0	2	0	3	0	1	0	3	0	2	0	11
1:15	0	1	0	0	1	1	0	2	0	3	1	7
1:30	0	4	0	1	0	1	0	1	0	0	0	7
1:45	0	0	0	0	0	0	1	3	0	1	1	4
2:00	0	3	0	2	0	2	0	5	0	1	0	13
2:15	0	1	0	5	0	3	0	4	0	9	0	22
2:30	0	1	1	2	0	2	0	0	0	0	1	5
2:45	0	2	0	4	0	8	0	4	0	3	0	21
3:00	0	6	0	3	0	2	0	2	0	3	0	16
3:15	0	6	0	7	0	3	2	2	0	3	2	21
3:30	0	5	1	3	0	3	0	2	0	3	1	16
3:45	0	1	0	1	0	0	0	1	0	2	0	5
4:00	0	3	0	2	0	2	0	0	0	4	0	11
4:15	0	5	0	4	0	2	0	4	0	3	0	18
4:30	0	4	0	1	0	5	0	6	0	0	0	16
4:45	0	6	0	5	0	4	0	8	0	3	0	26
5:00	0	6	0	5	0	0	0	4	0	3	0	18
5:15	0	12	0	5	0	8	0	5	0	4	0	34
5:30	0	0	0	5	1	3	0	2	0	4	1	14
5:45	0	5	0	1	0	3	1	4	0	2	1	15
6:00	1	3	0	4	0	7	0	0	0	1	1	15
6:15	0	1	0	0	0	1	1	5	0	3	1	10
6:30	0	2	1	4	2	6	0	7	0	3	3	22
6:45	0	0	1	1	0	1	0	1	0	0	1	3
7:00	0	0	0	2	0	1	4	5	1	1	5	9
7:15	4	1	1	6	0	2	0	1	1	3	6	13
7:30	0	7	1	6	6	4	2	4	0	2	9	23
7:45	0	4	2	2	2	7	2	2	3	4	9	19
8:00	0	0	0	4	1	5	0	1	1	0	2	10
8:15	0	3	1	2	0	1	0	8	0	3	1	17
8:30	0	0	0	2	0	0	1	2	0	0	1	4
8:45	0	0	0	1	1	2	1	3	1	1	3	7
9:00	1	0	0	0	1	0	0	2	0	1	2	3
9:15	1	0	2	0	0	0	0	1	0	0	3	1
9:30	1	2	1	0	2	0	0	3	2	0	6	5
9:45	0	0	0	0	2	2	0	0	0	2	2	4
10:00	0	0	0	1	0	0	1	1	1	0	2	2
10:15	0	0	3	0	0	0	0	0	2	0	5	0
10:30	1	0	1	0	0	0	0	0	0	0	2	0
10:45	1	2	3	1	3	0	0	0	1	0	8	3
11:00	0	0	0	0	0	0	0	0	1	0	1	0
11:15	1	1	3	2	3	1	2	0	0	0	9	4
11:30	0	0	1	0	0	0	1	0	0	0	2	0
11:45	1	2	1	5	2	1	0	0	2	0	6	8
Totals	12	112	24	107	28	106	20	118	16	80	100	523
Day Total	124		131		134		138		96		623	
AM Pct	9.7%		18.3%		20.9%		14.5%		16.7%			

Peak Hour
 Peak Volume
 P.H.F

AECOM

7:00-8:00 AM	4	4	8	8	5	6
7:15-8:15 AM	4	4	9	4	5	5
7:30-8:30 AM	0	4	9	4	4	4
7:45-8:45 AM	0	3	3	3	4	3
8:00-9:00 AM	0	1	2	2	2	1

4:00-5:00 PM	18	12	13	18	10	14
4:15-5:15 PM	21	15	11	22	9	16
4:30-5:30 PM	28	16	17	23	10	19
4:45-5:45 PM	24	20	15	19	14	18
5:00-6:00 PM	23	16	14	15	13	16

Client: AECOM
 File Number:
 Route: L-18c
 Location:

Site Ref: L-18c
 Direction: IN

Count Date	10/10/2022		10/11/2022		10/12/2022		10/13/2022		10/14/2022			
Count Time	AM	PM	AM	PM	AM	PM	AM	PM	AM	PM	AM	PM
0:00	0	1	0	5	0	5	0	8	0	4	0	23
0:15	1	2	1	6	0	5	0	7	0	4	2	24
0:30	0	6	0	2	1	6	0	6	0	3	1	23
0:45	0	8	0	5	0	5	0	7	0	5	0	30
1:00	0	7	0	5	0	2	0	4	0	2	0	20
1:15	0	8	0	8	0	3	0	7	0	7	0	33
1:30	0	0	2	3	0	5	2	9	0	2	4	19
1:45	0	4	0	4	0	4	0	8	0	4	0	24
2:00	0	3	0	2	0	2	0	2	2	3	2	12
2:15	0	6	3	4	5	7	5	2	3	2	16	21
2:30	0	1	0	3	0	3	1	5	0	4	1	16
2:45	0	2	0	3	0	5	0	4	0	8	0	22
3:00	0	6	0	4	2	8	0	11	0	7	2	36
3:15	0	2	0	1	0	8	0	2	0	5	0	18
3:30	0	4	0	7	0	3	0	2	2	2	2	18
3:45	0	3	1	6	0	5	0	3	0	2	1	19
4:00	0	5	0	2	0	4	2	4	0	0	2	15
4:15	0	0	0	3	1	2	1	3	0	3	2	11
4:30	0	4	0	2	0	4	0	4	0	4	0	18
4:45	0	4	1	9	0	2	0	5	0	1	1	21
5:00	3	3	10	2	5	1	3	4	1	4	22	14
5:15	1	8	0	3	2	3	1	3	2	1	6	18
5:30	1	0	2	3	0	4	3	5	0	6	6	18
5:45	7	1	5	0	6	3	6	2	4	0	28	6
6:00	2	0	5	4	2	1	14	4	9	5	32	14
6:15	14	1	12	3	9	3	7	1	3	3	45	11
6:30	5	0	6	4	10	4	4	1	3	0	28	9
6:45	3	3	7	0	7	0	3	3	12	1	32	7
7:00	4	0	6	1	6	2	4	4	10	4	30	11
7:15	2	1	8	0	6	0	9	0	4	1	29	2
7:30	1	4	7	6	7	1	4	2	8	2	27	15
7:45	13	3	2	1	2	0	11	0	2	0	30	4
8:00	9	3	8	3	9	3	6	2	10	2	42	13
8:15	7	1	6	0	11	0	13	0	11	1	48	2
8:30	4	0	8	0	11	0	9	0	16	3	48	3
8:45	8	0	14	0	13	0	19	0	4	0	58	0
9:00	9	0	9	0	14	0	12	0	7	0	51	0
9:15	9	0	5	1	11	0	11	0	9	0	45	1
9:30	8	0	12	0	7	0	12	2	8	0	47	2
9:45	15	2	13	0	5	0	8	0	4	1	45	3
10:00	4	2	7	0	8	0	6	0	4	0	29	2
10:15	4	2	4	2	6	0	4	1	2	2	20	7
10:30	4	2	10	0	4	0	8	0	9	0	35	2
10:45	2	1	6	0	3	0	3	0	4	0	18	1
11:00	4	0	8	1	4	0	13	0	4	0	33	1
11:15	2	0	2	0	3	0	0	2	3	0	10	2
11:30	2	0	9	0	6	0	7	0	6	0	30	0
11:45	4	0	7	1	2	0	4	0	2	0	19	1
Totals	152	113	206	119	188	113	215	139	168	108	929	592
Day Total	265		325		301		354		276		1521	
AM Pct	57.4%		63.4%		62.5%		60.7%		60.9%			

Peak Hour
 Peak Volume
 P.H.F

AECOM

7:00-8:00 AM	20	23	21	28	24	23
7:15-8:15 AM	25	25	24	30	24	26
7:30-8:30 AM	30	23	29	34	31	29
7:45-8:45 AM	33	24	33	39	39	34
8:00-9:00 AM	28	36	44	47	41	39

4:00-5:00 PM	13	16	12	16	8	13
4:15-5:15 PM	11	16	9	16	12	13
4:30-5:30 PM	19	16	10	16	10	14
4:45-5:45 PM	15	17	10	17	12	14
5:00-6:00 PM	12	8	11	14	11	11

Client: AECOM
 File Number:
 Route: L-18c
 Location:

Site Ref: L-18c
 Direction: OUT

Count Date	10/10/2022		10/11/2022		10/12/2022		10/13/2022		10/14/2022			
Count Time	AM	PM	AM	PM	AM	PM	AM	PM	AM	PM	AM	PM
0:00	0	5	3	4	0	4	0	6	1	9	4	28
0:15	5	9	2	11	1	5	0	5	0	7	8	37
0:30	0	7	2	6	0	11	2	4	0	10	4	38
0:45	0	6	0	6	1	9	0	5	0	9	1	35
1:00	0	9	0	5	0	4	0	8	0	4	0	30
1:15	0	5	0	10	0	8	0	9	0	12	0	44
1:30	0	8	0	3	0	11	0	9	0	5	0	36
1:45	0	9	0	3	0	6	0	8	0	10	0	36
2:00	0	4	0	24	0	6	0	12	2	4	2	50
2:15	0	4	1	9	0	4	0	8	0	9	1	34
2:30	0	7	0	4	0	8	3	14	0	11	3	44
2:45	0	9	2	7	0	15	0	3	0	4	2	38
3:00	0	11	0	16	2	13	0	14	0	13	2	67
3:15	0	7	0	10	0	7	0	16	0	20	0	60
3:30	0	19	0	17	0	14	0	15	0	13	0	78
3:45	0	12	0	12	0	18	0	18	0	9	0	69
4:00	1	13	0	11	0	5	0	11	0	16	1	56
4:15	0	13	1	15	0	14	1	11	0	13	2	66
4:30	0	11	0	11	0	21	1	15	0	13	1	71
4:45	2	20	1	18	1	30	1	26	2	24	7	118
5:00	0	16	0	13	0	20	0	20	0	14	0	83
5:15	3	18	4	23	3	23	4	22	4	19	18	105
5:30	3	8	2	21	2	15	2	19	2	13	11	76
5:45	3	13	7	29	3	18	3	23	3	17	19	100
6:00	3	13	1	23	3	13	4	10	7	16	18	75
6:15	6	17	4	5	3	11	4	8	4	11	21	52
6:30	2	11	4	14	5	19	3	15	3	6	17	65
6:45	3	8	4	11	6	7	4	7	5	14	22	47
7:00	2	7	2	5	2	15	2	7	2	11	10	45
7:15	7	14	5	9	4	10	4	5	5	7	25	45
7:30	4	12	7	10	5	8	1	13	10	6	27	49
7:45	5	11	9	11	8	8	7	6	4	10	33	46
8:00	2	3	2	7	7	8	5	8	7	8	23	34
8:15	4	1	6	5	6	3	8	3	8	3	32	15
8:30	3	6	3	5	2	5	6	2	7	0	21	18
8:45	6	3	8	3	7	1	8	2	9	10	38	19
9:00	6	0	11	2	3	0	2	3	5	6	27	11
9:15	3	0	1	2	2	2	2	0	1	1	9	5
9:30	4	7	1	2	4	4	11	3	9	2	29	18
9:45	3	2	2	6	8	0	4	5	1	0	18	13
10:00	5	0	11	4	5	0	7	0	6	2	34	6
10:15	6	1	5	0	11	3	7	4	3	2	32	10
10:30	5	1	2	0	7	0	7	0	4	0	25	1
10:45	3	7	5	0	3	0	4	4	3	3	18	14
11:00	10	2	4	0	11	1	5	0	10	0	40	3
11:15	3	0	14	0	8	1	1	3	8	2	34	6
11:30	3	0	4	0	14	0	13	5	5	2	39	7
11:45	6	0	8	3	2	3	3	1	2	0	21	7
Totals	121	369	148	415	149	411	139	415	142	400	699	2010
Day Total	490		563		560		554		542		2709	
AM Pct	24.7%		26.3%		26.6%		25.1%		26.2%			

Peak Hour
 Peak Volume
 P.H.F

AECOM

7:00-8:00 AM	18	23	19	14	21	19
7:15-8:15 AM	18	23	24	17	26	22
7:30-8:30 AM	15	24	26	21	29	23
7:45-8:45 AM	14	20	23	26	26	22
8:00-9:00 AM	15	19	22	27	31	23

4:00-5:00 PM	57	55	70	63	66	62
4:15-5:15 PM	60	57	85	72	64	68
4:30-5:30 PM	65	65	94	83	70	75
4:45-5:45 PM	62	75	88	87	70	76
5:00-6:00 PM	55	86	76	84	63	73

Client: AECOM
 File Number:
 Route: L-1a
 Location:

Site Ref: L-1a
 Direction: IN

Count Date	10/10/2022		10/11/2022		10/12/2022		10/13/2022		10/14/2022			
Count Time	AM	PM	AM	PM	AM	PM	AM	PM	AM	PM	AM	PM
0:00	1	8	1	6	1	4	0	7	0	1	3	26
0:15	0	6	0	7	0	10	0	11	0	11	0	45
0:30	0	10	1	10	0	10	1	9	0	7	2	46
0:45	1	10	0	15	0	11	0	8	0	6	1	50
1:00	0	7	1	7	1	11	0	11	1	5	3	41
1:15	0	7	0	2	0	6	0	9	0	9	0	33
1:30	0	7	0	6	0	9	0	9	0	10	0	41
1:45	0	8	0	9	0	9	0	7	0	6	0	39
2:00	0	7	0	5	0	3	0	0	1	8	1	23
2:15	0	9	1	5	0	9	0	8	1	8	2	39
2:30	0	8	0	7	0	5	0	4	0	4	0	28
2:45	2	7	2	8	1	3	0	4	1	6	6	28
3:00	0	5	0	4	1	10	0	3	0	3	1	25
3:15	0	2	0	5	1	3	1	3	1	3	3	16
3:30	2	2	2	4	4	5	2	3	1	3	11	17
3:45	1	0	0	6	2	5	2	4	3	8	8	23
4:00	1	5	2	1	2	5	1	4	3	9	9	24
4:15	3	5	3	7	2	4	3	2	1	4	12	22
4:30	4	2	4	1	5	4	3	7	3	8	19	22
4:45	1	5	5	7	6	4	5	4	1	5	18	25
5:00	8	8	7	1	5	3	4	6	6	5	30	23
5:15	6	4	6	2	7	5	5	3	5	6	29	20
5:30	10	0	11	0	17	8	12	4	4	2	54	14
5:45	16	2	12	1	19	3	16	4	12	2	75	12
6:00	48	5	46	4	48	1	46	3	54	6	242	19
6:15	67	2	70	3	71	0	78	4	68	1	354	10
6:30	100	0	98	3	115	0	91	2	107	2	511	7
6:45	47	2	56	0	44	2	67	1	62	1	276	6
7:00	34	2	30	1	28	1	37	1	29	2	158	7
7:15	51	1	43	3	39	1	43	3	43	1	219	9
7:30	43	4	47	3	47	3	43	3	41	6	221	19
7:45	54	2	52	1	49	5	48	2	45	2	248	12
8:00	35	1	37	1	36	5	37	4	37	2	182	13
8:15	32	1	31	0	47	2	22	1	24	3	156	7
8:30	26	2	32	0	33	0	33	1	36	0	160	3
8:45	18	1	27	0	32	0	22	1	15	0	114	2
9:00	19	0	24	0	29	0	17	1	18	2	107	3
9:15	13	2	16	2	24	2	20	0	8	1	81	7
9:30	10	0	12	2	19	4	14	0	11	0	66	6
9:45	17	0	10	1	14	0	16	1	11	1	68	3
10:00	9	0	10	0	6	3	5	1	11	1	41	5
10:15	10	1	15	1	11	0	14	3	8	1	58	6
10:30	10	0	5	2	10	1	15	1	15	2	55	6
10:45	8	1	5	1	5	1	9	0	10	1	37	4
11:00	8	0	9	0	3	1	5	0	7	1	32	2
11:15	3	0	6	0	8	0	4	1	6	1	27	2
11:30	7	0	4	1	8	1	4	3	8	0	31	5
11:45	8	0	9	2	7	0	8	0	8	0	40	2
Totals	733	161	752	157	807	182	753	171	726	176	3771	847
Day Total	894		909		989		924		902		4618	
AM Pct	82.0%		82.7%		81.6%		81.5%		80.5%			

Peak Hour
 Peak Volume
 P.H.F

AECOM

7:00-8:00 AM	182	172	163	171	158	169
7:15-8:15 AM	183	179	171	171	166	174
7:30-8:30 AM	164	167	179	150	147	161
7:45-8:45 AM	147	152	165	140	142	149
8:00-9:00 AM	111	127	148	114	112	122

4:00-5:00 PM	17	16	17	17	26	19
4:15-5:15 PM	20	16	15	19	22	18
4:30-5:30 PM	19	11	16	20	24	18
4:45-5:45 PM	17	10	20	17	18	16
5:00-6:00 PM	14	4	19	17	15	14

Client: AECOM
 File Number:
 Route: L-1a
 Location:

Site Ref: L-1a
 Direction: OUT

Count Date	10/10/2022		10/11/2022		10/12/2022		10/13/2022		10/14/2022			
Count Time	AM	PM	AM	PM	AM	PM	AM	PM	AM	PM	AM	PM
0:00	0	5	0	11	1	5	0	4	0	6	1	31
0:15	0	9	0	9	0	7	0	8	0	2	0	35
0:30	0	7	1	10	0	11	0	7	0	9	1	44
0:45	1	2	1	8	0	13	0	5	0	12	2	40
1:00	0	2	1	5	1	9	0	11	0	9	2	36
1:15	0	13	2	1	1	8	0	8	1	12	4	42
1:30	0	14	1	15	2	11	3	15	2	15	8	70
1:45	0	11	0	10	0	8	0	10	0	8	0	47
2:00	0	8	0	15	0	6	0	8	1	7	1	44
2:15	0	12	0	5	0	8	0	16	0	8	0	49
2:30	0	14	0	17	0	19	0	10	1	11	1	71
2:45	2	17	1	14	0	18	0	14	0	13	3	76
3:00	0	29	1	25	2	16	0	25	1	21	4	116
3:15	0	20	0	17	0	37	0	22	0	24	0	120
3:30	0	32	0	43	0	48	1	40	0	37	1	200
3:45	2	30	0	37	2	34	1	32	1	40	6	173
4:00	0	31	0	35	0	31	0	40	0	34	0	171
4:15	0	47	0	48	0	48	0	30	0	25	0	198
4:30	0	54	1	46	0	48	0	36	0	44	1	228
4:45	0	34	1	49	1	55	0	47	1	43	3	228
5:00	0	51	1	45	3	40	2	43	0	36	6	215
5:15	1	45	1	41	0	41	0	37	1	37	3	201
5:30	0	38	0	41	2	41	2	48	1	32	5	200
5:45	1	33	1	28	2	47	4	45	3	42	11	195
6:00	0	31	1	32	2	24	0	27	0	28	3	142
6:15	3	33	1	21	0	32	2	24	2	21	8	131
6:30	3	20	6	26	2	17	3	18	1	31	15	112
6:45	0	7	0	23	3	23	2	15	3	11	8	79
7:00	2	7	1	16	3	21	2	17	2	17	10	78
7:15	2	16	5	22	2	9	4	14	1	7	14	68
7:30	1	45	1	31	1	25	6	41	4	35	13	177
7:45	2	38	0	51	1	59	2	45	2	53	7	246
8:00	0	17	1	27	3	24	3	26	3	24	10	118
8:15	6	5	2	8	1	10	1	11	2	12	12	46
8:30	1	3	2	4	1	3	4	6	2	6	10	22
8:45	1	1	2	1	5	1	2	3	1	4	11	10
9:00	6	5	2	2	7	0	2	3	7	3	24	13
9:15	1	1	4	6	4	6	4	3	6	4	19	20
9:30	2	5	4	5	5	6	2	1	4	4	17	21
9:45	8	4	6	2	5	5	7	5	4	2	30	18
10:00	8	0	4	3	2	2	4	1	5	4	23	10
10:15	10	2	5	1	10	1	3	5	4	2	32	11
10:30	2	2	5	0	7	1	5	1	8	1	27	5
10:45	5	4	5	4	5	3	7	5	8	1	30	17
11:00	3	1	7	0	5	3	5	1	6	0	26	5
11:15	7	0	4	1	8	0	4	2	9	4	32	7
11:30	6	1	7	0	8	2	6	4	6	0	33	7
11:45	7	0	8	2	12	1	11	0	7	0	45	3
Totals	93	806	96	863	119	887	104	839	110	801	522	4196
Day Total	899		959		1006		943		911		4718	
AM Pct	10.3%		10.0%		11.8%		11.0%		12.1%			

Peak Hour
 Peak Volume
 P.H.F

AECOM

7:00-8:00 AM	7	7	7	14	9	9
7:15-8:15 AM	5	7	7	15	10	9
7:30-8:30 AM	9	4	6	12	11	8
7:45-8:45 AM	9	5	6	10	9	8
8:00-9:00 AM	8	7	10	10	8	9

4:00-5:00 PM	166	178	182	153	146	165
4:15-5:15 PM	186	188	191	156	148	174
4:30-5:30 PM	184	181	184	163	160	174
4:45-5:45 PM	168	176	177	175	148	169
5:00-6:00 PM	167	155	169	173	147	162

Client: AECOM
 File Number:
 Route: L-1b
 Location:

Site Ref: L-1b
 Direction: IN

Count Date	10/10/2022		10/11/2022		10/12/2022		10/13/2022		10/14/2022			
Count Time	AM	PM	AM	PM	AM	PM	AM	PM	AM	PM	AM	PM
0:00	0	24	0	31	0	28	0	29	0	38	0	150
0:15	0	19	0	38	0	22	0	31	0	28	0	138
0:30	0	49	0	35	0	38	0	31	0	24	0	177
0:45	0	35	0	48	0	42	0	36	0	42	0	203
1:00	0	21	0	30	0	22	1	31	0	23	1	127
1:15	0	39	0	31	0	46	0	34	0	28	0	178
1:30	0	33	0	23	0	28	0	24	0	28	0	136
1:45	0	49	1	33	1	45	1	31	0	34	3	192
2:00	0	33	0	39	1	43	1	26	0	35	2	176
2:15	0	35	0	21	1	37	0	34	0	30	1	157
2:30	0	27	0	40	0	37	0	36	0	24	0	164
2:45	0	28	0	32	0	33	1	34	0	39	1	166
3:00	1	30	1	33	1	29	0	27	0	25	3	144
3:15	0	27	0	17	0	19	0	22	1	24	1	109
3:30	0	31	0	25	0	17	0	27	0	31	0	131
3:45	0	31	0	25	0	32	0	19	0	34	0	141
4:00	0	15	0	19	0	24	1	21	1	26	2	105
4:15	1	12	2	25	1	21	1	11	1	22	6	91
4:30	0	21	0	21	0	22	0	19	0	32	0	115
4:45	0	14	0	13	0	9	0	12	0	19	0	67
5:00	0	12	0	13	3	12	0	15	0	24	3	76
5:15	0	14	4	18	1	10	1	13	1	8	7	63
5:30	1	16	1	17	2	6	1	14	0	6	5	59
5:45	0	3	0	7	0	12	0	7	0	6	0	35
6:00	2	8	3	8	3	11	3	8	2	15	13	50
6:15	11	6	10	6	9	10	9	14	5	5	44	41
6:30	17	6	18	10	18	7	15	8	14	8	82	39
6:45	10	7	11	5	14	10	14	5	16	1	65	28
7:00	11	5	23	3	16	2	20	1	16	4	86	15
7:15	27	5	23	6	24	6	28	5	18	6	120	28
7:30	16	4	14	3	20	2	20	0	17	6	87	15
7:45	31	1	23	1	26	0	32	2	30	3	142	7
8:00	31	4	32	2	22	3	29	5	18	3	132	17
8:15	36	0	23	0	28	1	29	0	25	1	141	2
8:30	50	3	34	1	36	2	29	4	28	3	177	13
8:45	47	1	23	0	41	1	32	3	33	1	176	6
9:00	40	0	47	2	27	0	43	0	34	0	191	2
9:15	35	1	42	0	48	0	27	3	33	0	185	4
9:30	29	0	23	0	36	2	27	0	41	0	156	2
9:45	48	0	44	0	43	1	45	0	44	0	224	1
10:00	34	3	39	1	32	2	29	0	29	1	163	7
10:15	43	0	27	0	48	0	26	0	34	0	178	0
10:30	27	0	38	0	42	3	34	3	35	0	176	6
10:45	53	0	22	0	44	1	40	0	20	0	179	1
11:00	40	0	35	0	37	0	25	1	27	0	164	1
11:15	35	0	30	0	36	0	35	0	26	1	162	1
11:30	23	0	33	0	22	1	31	0	32	1	141	2
11:45	25	0	21	0	15	0	28	1	26	0	115	1
Totals	724	672	647	682	698	699	658	647	607	689	3334	3389
Day Total	1396		1329		1397		1305		1296		6723	
AM Pct	51.9%		48.7%		50.0%		50.4%		46.8%			

Peak Hour
 Peak Volume
 P.H.F

AECOM

7:00-8:00 AM	85	83	86	100	81	87
7:15-8:15 AM	105	92	92	109	83	96
7:30-8:30 AM	114	92	96	110	90	100
7:45-8:45 AM	148	112	112	119	101	118
8:00-9:00 AM	164	112	127	119	104	125

4:00-5:00 PM	62	78	76	63	99	76
4:15-5:15 PM	59	72	64	57	97	70
4:30-5:30 PM	61	65	53	59	83	64
4:45-5:45 PM	56	61	37	54	57	53
5:00-6:00 PM	45	55	40	49	44	47

Client: AECOM
 File Number:
 Route: L-1b
 Location:

Site Ref: L-1b
 Direction: OUT

Count Date	10/10/2022		10/11/2022		10/12/2022		10/13/2022		10/14/2022			
Count Time	AM	PM	AM	PM	AM	PM	AM	PM	AM	PM	AM	PM
0:00	0	23	0	34	1	38	0	26	0	32	1	153
0:15	0	30	0	37	0	28	0	17	0	24	0	136
0:30	0	36	0	17	0	24	0	24	0	21	0	122
0:45	0	21	0	18	0	25	0	20	0	16	0	100
1:00	0	27	2	13	0	21	0	30	0	32	2	123
1:15	0	20	0	21	0	30	0	21	0	11	0	103
1:30	0	18	0	24	0	23	0	18	0	20	0	103
1:45	0	40	1	24	2	23	1	12	0	25	4	124
2:00	0	28	0	21	0	29	0	19	0	24	0	121
2:15	0	23	0	29	1	29	0	19	0	19	1	119
2:30	0	22	0	30	2	26	0	27	1	35	3	140
2:45	0	40	0	25	0	27	2	24	0	21	2	137
3:00	2	28	2	25	2	26	0	31	0	26	6	136
3:15	0	23	0	37	0	40	0	34	0	17	0	151
3:30	0	27	0	25	0	33	1	29	0	24	1	138
3:45	0	28	0	30	0	20	0	25	0	28	0	131
4:00	0	27	0	27	0	26	0	19	0	25	0	124
4:15	0	29	0	33	0	21	0	21	0	26	0	130
4:30	0	22	0	30	0	29	0	27	0	28	0	136
4:45	0	25	0	30	0	28	0	24	0	33	0	140
5:00	0	33	1	19	1	20	0	23	1	26	3	121
5:15	0	18	0	24	0	16	0	29	1	30	1	117
5:30	0	19	0	13	2	18	0	15	0	20	2	85
5:45	0	22	0	18	0	15	0	15	0	17	0	87
6:00	0	6	0	23	0	16	0	13	0	9	0	67
6:15	0	14	0	10	0	8	1	12	0	13	1	57
6:30	0	6	4	9	6	9	1	8	1	13	12	45
6:45	2	5	4	11	1	10	4	6	1	4	12	36
7:00	3	8	1	12	1	8	4	4	3	9	12	41
7:15	4	3	4	6	4	3	4	7	9	7	25	26
7:30	6	3	3	5	6	7	9	3	6	9	30	27
7:45	6	2	9	1	8	3	6	4	5	2	34	12
8:00	17	2	9	2	11	2	8	5	9	0	54	11
8:15	14	4	11	1	7	0	12	1	9	4	53	10
8:30	13	5	10	0	9	3	8	4	9	2	49	14
8:45	11	6	17	3	19	2	13	4	10	3	70	18
9:00	16	0	15	2	14	2	11	0	22	1	78	5
9:15	19	4	30	2	16	1	28	1	21	0	114	8
9:30	32	1	22	4	27	1	24	1	23	3	128	10
9:45	24	0	23	0	19	0	21	1	28	0	115	1
10:00	25	1	21	0	26	1	22	1	26	0	120	3
10:15	29	1	25	1	29	0	30	0	20	1	133	3
10:30	31	0	10	0	25	6	19	1	21	0	106	7
10:45	34	0	25	0	38	1	17	1	23	0	137	2
11:00	26	0	37	0	34	2	35	1	26	1	158	4
11:15	33	0	26	0	39	0	25	0	26	0	149	0
11:30	22	0	30	0	39	0	20	0	35	0	146	0
11:45	40	1	27	1	32	2	35	2	28	1	162	7
Totals	409	701	369	697	421	702	361	629	364	662	1924	3391
Day Total	1110		1066		1123		990		1026		5315	
AM Pct	36.8%		34.6%		37.5%		36.5%		35.5%			

Peak Hour
 Peak Volume
 P.H.F

AECOM

7:00-8:00 AM	19	17	19	23	23	20
7:15-8:15 AM	33	25	29	27	29	29
7:30-8:30 AM	43	32	32	35	29	34
7:45-8:45 AM	50	39	35	34	32	38
8:00-9:00 AM	55	47	46	41	37	45

4:00-5:00 PM	103	120	104	91	112	106
4:15-5:15 PM	109	112	98	95	113	105
4:30-5:30 PM	98	103	93	103	117	103
4:45-5:45 PM	95	86	82	91	109	93
5:00-6:00 PM	92	74	69	82	93	82

Client: AECOM
 File Number:
 Route: L-1c
 Location:

Site Ref: L-1c
 Direction: IN

Count Date	10/10/2022		10/11/2022		10/12/2022		10/13/2022		10/14/2022		AM	PM
	AM	PM	AM	PM	AM	PM	AM	PM	AM	PM		
0:00	0	1	0	3	0	2	0	3	0	1	0	10
0:15	0	0	0	0	0	1	0	3	0	1	0	5
0:30	0	2	0	1	0	2	0	1	0	0	0	6
0:45	0	3	0	4	0	2	0	2	0	3	0	14
1:00	0	2	0	2	0	1	0	0	0	3	0	8
1:15	0	0	0	2	0	2	0	0	0	0	0	4
1:30	0	2	0	1	0	2	0	1	0	0	0	6
1:45	0	6	0	1	0	0	0	2	0	1	0	10
2:00	0	2	0	4	0	1	0	1	0	0	0	8
2:15	0	2	0	1	0	3	0	1	0	1	0	8
2:30	0	2	0	1	0	1	0	6	0	4	0	14
2:45	0	4	0	2	0	0	0	0	0	1	0	7
3:00	0	0	0	0	0	2	0	2	0	1	0	5
3:15	0	1	0	0	0	1	0	2	0	2	0	6
3:30	0	1	0	0	0	1	0	2	0	1	0	5
3:45	0	1	0	2	0	1	0	1	0	0	0	5
4:00	0	1	0	1	0	1	0	1	0	1	0	5
4:15	0	2	0	3	0	2	0	1	0	0	0	8
4:30	0	1	0	1	0	1	0	0	0	3	0	6
4:45	0	2	0	0	0	0	0	0	0	0	0	2
5:00	0	0	0	1	0	0	0	0	0	1	0	2
5:15	0	0	0	0	0	0	0	1	0	0	0	1
5:30	0	1	1	1	0	0	0	0	0	0	1	2
5:45	0	0	0	1	0	3	0	2	1	0	1	6
6:00	0	0	1	1	2	0	2	0	1	2	6	3
6:15	6	0	2	1	4	1	2	0	2	2	16	4
6:30	1	1	4	0	2	0	2	0	3	1	12	2
6:45	3	0	2	0	1	3	5	0	2	0	13	3
7:00	2	0	3	0	4	0	2	0	1	0	12	0
7:15	1	0	0	1	1	0	3	0	4	0	9	1
7:30	2	0	4	0	3	0	2	0	4	1	15	1
7:45	5	0	4	0	2	0	2	0	1	0	14	0
8:00	1	0	1	0	0	0	1	1	3	1	6	2
8:15	1	0	0	0	1	0	0	0	1	0	3	0
8:30	0	0	0	0	1	0	1	0	1	0	3	0
8:45	3	0	1	0	2	1	0	1	0	0	6	2
9:00	0	0	2	0	1	0	1	0	1	0	5	0
9:15	2	0	2	0	1	0	0	0	1	0	6	0
9:30	0	1	0	1	1	0	0	1	3	0	4	3
9:45	3	0	1	0	1	1	0	0	0	0	5	1
10:00	2	0	2	0	1	0	1	0	1	0	7	0
10:15	3	0	3	0	1	0	1	0	1	0	9	0
10:30	2	0	1	0	0	2	0	0	1	0	4	2
10:45	0	0	0	0	2	0	1	0	1	0	4	0
11:00	3	0	0	0	3	0	1	0	4	0	11	0
11:15	1	0	2	0	0	0	2	0	0	0	5	0
11:30	1	0	0	0	4	0	0	0	1	0	6	0
11:45	0	0	1	0	2	0	1	0	3	0	7	0
Totals	42	38	37	36	40	37	30	35	41	31	190	177
Day Total	80		73		77		65		72		367	
AM Pct	52.5%		50.7%		51.9%		46.2%		56.9%			

Peak Hour
 Peak Volume
 P.H.F

AECOM

7:00-8:00 AM	10	11	10	9	10	10
7:15-8:15 AM	9	9	6	8	12	9
7:30-8:30 AM	9	9	6	5	9	8
7:45-8:45 AM	7	5	4	4	6	5
8:00-9:00 AM	5	2	4	2	5	4

4:00-5:00 PM	6	5	4	2	4	4
4:15-5:15 PM	5	5	3	1	4	4
4:30-5:30 PM	3	2	1	1	4	2
4:45-5:45 PM	3	2	0	1	1	1
5:00-6:00 PM	1	3	3	3	1	2

Client: AECOM
 File Number:
 Route: L-1c
 Location:

Site Ref: L-1c
 Direction: OUT

Count Date Count Time	10/10/2022		10/11/2022		10/12/2022		10/13/2022		10/14/2022		AM	PM
	AM	PM	AM	PM	AM	PM	AM	PM	AM	PM		
0:00	0	0	0	0	0	1	0	0	0	2	0	3
0:15	0	0	0	1	0	1	0	1	0	0	0	3
0:30	0	1	0	0	0	0	0	0	0	0	0	1
0:45	0	2	0	1	0	1	0	0	0	0	0	4
1:00	0	0	0	0	0	1	0	1	0	1	0	3
1:15	0	0	0	0	0	1	0	2	0	0	0	3
1:30	0	1	0	1	0	1	0	3	0	1	0	7
1:45	0	1	0	1	0	0	0	3	0	1	0	6
2:00	0	1	0	0	0	0	0	0	0	3	0	4
2:15	0	0	0	0	0	0	0	0	0	0	0	0
2:30	0	1	0	0	0	1	0	1	0	3	0	6
2:45	0	1	0	1	0	0	0	1	0	1	0	4
3:00	0	1	0	0	0	0	0	1	0	1	0	3
3:15	0	1	0	1	0	0	0	0	0	1	0	3
3:30	0	1	0	3	0	2	0	2	0	1	0	9
3:45	0	1	0	2	0	1	0	0	0	1	0	5
4:00	0	3	0	0	0	4	0	1	0	2	0	10
4:15	0	1	0	1	0	0	0	0	0	0	0	2
4:30	0	0	0	2	0	1	0	1	0	1	0	5
4:45	0	1	0	2	0	0	0	1	0	2	0	6
5:00	0	2	0	2	0	0	0	2	0	0	0	6
5:15	0	0	0	1	0	0	0	0	0	0	0	1
5:30	0	1	0	1	0	0	0	0	0	3	0	5
5:45	0	0	0	0	0	1	0	1	1	0	1	2
6:00	0	1	0	1	0	2	0	1	0	1	0	6
6:15	0	1	0	0	0	0	0	0	0	0	0	1
6:30	0	1	0	0	0	1	0	0	0	0	0	2
6:45	0	0	0	0	0	0	1	1	0	0	1	1
7:00	0	0	0	1	0	0	0	0	0	0	0	1
7:15	0	0	3	0	1	0	1	0	1	0	6	0
7:30	2	0	1	1	0	1	1	2	1	1	5	5
7:45	0	0	0	0	0	0	0	0	0	0	0	0
8:00	0	0	0	0	0	0	0	0	1	0	1	0
8:15	0	0	0	0	0	0	1	0	0	0	1	0
8:30	1	0	0	0	0	0	0	0	0	0	1	0
8:45	0	0	1	0	0	0	0	1	1	0	2	1
9:00	0	0	0	0	3	0	1	0	0	0	4	0
9:15	2	0	0	0	0	0	0	0	0	0	2	0
9:30	2	0	2	0	1	0	3	0	1	0	9	0
9:45	0	0	0	0	1	0	0	0	1	0	2	0
10:00	0	0	1	0	1	0	0	0	1	0	3	0
10:15	0	0	0	0	0	0	1	0	0	0	1	0
10:30	0	0	0	0	0	3	0	0	0	0	0	3
10:45	1	0	0	0	1	0	0	0	0	0	2	0
11:00	0	0	1	0	1	0	0	0	0	0	2	0
11:15	0	0	0	0	1	0	1	0	1	0	3	0
11:30	0	0	0	0	3	0	3	0	0	0	6	0
11:45	2	0	1	0	4	0	0	0	2	0	9	0
Totals	10	23	10	23	17	23	13	26	11	26	61	121
Day Total	33		33		40		39		37		182	
AM Pct	30.3%		30.3%		42.5%		33.3%		29.7%			

Peak Hour
 Peak Volume
 P.H.F

AECOM

7:00-8:00 AM	2	4	1	2	2	2
7:15-8:15 AM	2	4	1	2	3	2
7:30-8:30 AM	2	1	0	2	2	1
7:45-8:45 AM	1	0	0	1	1	1
8:00-9:00 AM	1	1	0	1	2	1

4:00-5:00 PM	5	5	5	3	5	5
4:15-5:15 PM	4	7	1	4	3	4
4:30-5:30 PM	3	7	1	4	3	4
4:45-5:45 PM	4	6	0	3	5	4
5:00-6:00 PM	3	4	1	3	3	3

Client: AECOM
 File Number:
 Route: L-20a
 Location:

Site Ref: L-20a
 Direction: IN

Count Date	10/10/2022		10/11/2022		10/12/2022		10/13/2022		10/14/2022			
Count Time	AM	PM	AM	PM	AM	PM	AM	PM	AM	PM	AM	PM
0:00	0	0	0	2	0	3	0	4	2	4	2	13
0:15	0	7	0	4	0	1	2	3	0	0	2	15
0:30	0	2	0	2	0	3	0	3	0	0	0	10
0:45	0	0	0	1	0	1	0	3	2	1	2	6
1:00	0	2	0	0	0	2	0	2	0	1	0	7
1:15	0	3	0	0	0	3	0	2	0	3	0	11
1:30	0	1	0	1	0	0	0	1	0	0	0	3
1:45	0	3	0	0	0	2	0	1	0	0	0	6
2:00	0	1	0	4	0	0	0	1	0	1	0	7
2:15	0	1	0	0	0	2	0	2	0	1	0	6
2:30	0	0	0	3	0	1	0	0	0	0	0	4
2:45	0	1	0	0	0	1	0	1	1	0	1	3
3:00	0	0	0	1	0	0	0	0	0	0	0	1
3:15	0	1	0	1	0	1	0	0	0	0	0	3
3:30	0	1	0	2	0	1	0	2	0	1	0	7
3:45	0	2	0	2	0	2	0	2	0	1	0	9
4:00	0	2	0	0	0	3	0	1	0	1	0	7
4:15	0	1	0	3	0	3	0	0	0	2	0	9
4:30	0	3	0	2	0	2	0	1	0	0	0	8
4:45	0	1	0	4	0	2	0	4	0	2	0	13
5:00	0	1	0	1	0	2	0	3	0	4	0	11
5:15	0	0	0	1	0	2	0	0	0	1	0	4
5:30	1	4	1	3	0	4	1	2	1	1	4	14
5:45	1	9	2	3	1	0	4	1	1	1	9	14
6:00	2	5	4	0	1	3	2	2	4	2	13	12
6:15	1	5	3	2	4	0	3	1	5	0	16	8
6:30	1	2	0	0	2	1	2	0	1	2	6	5
6:45	0	0	0	0	1	0	0	0	0	0	1	0
7:00	1	0	0	0	1	0	1	0	0	0	3	0
7:15	0	1	1	2	2	0	0	2	1	0	4	5
7:30	1	0	1	0	1	0	0	1	3	0	6	1
7:45	1	3	0	2	4	0	1	0	1	0	7	5
8:00	2	0	4	0	3	0	1	0	1	0	11	0
8:15	1	0	3	0	0	1	1	0	2	0	7	1
8:30	1	0	2	1	1	0	1	1	1	1	6	3
8:45	3	0	0	0	1	0	2	0	2	0	8	0
9:00	4	0	2	0	6	0	3	0	3	0	18	0
9:15	2	3	2	0	3	0	0	0	1	0	8	3
9:30	2	0	6	0	2	1	1	0	4	0	15	1
9:45	4	1	2	0	7	0	4	0	4	0	21	1
10:00	2	0	11	0	4	0	5	0	3	0	25	0
10:15	8	0	12	0	3	0	11	0	2	0	36	0
10:30	6	0	8	0	7	0	5	0	3	0	29	0
10:45	2	0	6	0	6	0	5	0	0	0	19	0
11:00	2	0	7	0	3	0	2	0	2	0	16	0
11:15	1	0	3	1	4	0	1	0	0	0	9	1
11:30	4	0	0	0	3	1	1	0	1	0	9	1
11:45	0	0	4	0	1	0	3	0	1	0	9	0
Totals	53	66	84	48	71	48	62	46	52	30	322	238
Day Total	119		132		119		108		82		560	
AM Pct	44.5%		63.6%		59.7%		57.4%		63.4%			

Peak Hour
 Peak Volume
 P.H.F

AECOM

7:00-8:00 AM	3	2	8	2	5	4
7:15-8:15 AM	4	6	10	2	6	6
7:30-8:30 AM	5	8	8	3	7	6
7:45-8:45 AM	5	9	8	4	5	6
8:00-9:00 AM	7	9	5	5	6	6

4:00-5:00 PM	7	9	10	6	5	7
4:15-5:15 PM	6	10	9	8	8	8
4:30-5:30 PM	5	8	8	8	7	7
4:45-5:45 PM	6	9	10	9	8	8
5:00-6:00 PM	14	8	8	6	7	9

Client: AECOM
 File Number:
 Route: L-20a
 Location:

Site Ref: L-20a
 Direction: OUT

Count Date	10/10/2022		10/11/2022		10/12/2022		10/13/2022		10/14/2022			
Count Time	AM	PM	AM	PM	AM	PM	AM	PM	AM	PM	AM	PM
0:00	0	0	0	3	0	4	0	0	4	0	4	7
0:15	0	1	0	7	0	1	4	2	0	2	4	13
0:30	0	1	0	1	0	3	0	4	0	0	0	9
0:45	0	0	0	2	0	0	0	2	0	0	0	4
1:00	0	2	0	0	0	2	0	3	0	0	0	7
1:15	0	0	0	0	0	2	0	0	0	1	0	3
1:30	0	1	0	1	0	0	0	5	0	5	0	12
1:45	0	0	0	2	0	0	0	1	0	0	0	3
2:00	0	0	0	1	0	2	0	1	0	2	0	6
2:15	0	2	0	1	0	0	0	2	0	1	0	6
2:30	0	2	0	0	0	1	0	1	0	1	0	5
2:45	0	2	0	1	0	0	0	0	0	4	0	7
3:00	0	7	0	9	0	4	0	3	0	5	0	28
3:15	0	4	0	2	0	1	0	2	0	0	0	9
3:30	0	1	0	2	0	4	0	0	0	1	0	8
3:45	0	3	0	3	0	5	0	3	0	2	0	16
4:00	0	4	0	8	0	3	0	0	0	2	0	17
4:15	0	0	0	4	0	4	0	2	0	3	0	13
4:30	0	2	0	1	0	1	0	4	0	0	0	8
4:45	0	4	0	8	0	1	0	3	0	3	0	19
5:00	2	3	2	2	6	4	4	7	4	1	18	17
5:15	2	2	1	1	3	3	1	5	3	2	10	13
5:30	0	2	2	7	0	3	2	2	0	2	4	16
5:45	0	8	0	2	0	1	2	2	0	0	2	13
6:00	0	1	1	4	0	4	4	3	2	0	7	12
6:15	2	0	4	1	7	6	3	7	9	3	25	17
6:30	4	2	1	4	1	3	6	3	4	2	16	14
6:45	0	2	0	0	0	2	0	3	0	3	0	10
7:00	0	2	0	1	3	3	2	4	0	0	5	10
7:15	0	5	1	2	0	0	0	0	0	0	1	7
7:30	2	7	0	0	1	3	1	0	1	0	5	10
7:45	0	3	0	0	2	0	0	1	0	0	2	4
8:00	0	2	0	0	0	0	0	0	0	0	0	2
8:15	0	1	0	2	0	0	0	0	0	0	0	3
8:30	0	1	0	2	0	2	0	1	0	0	0	6
8:45	0	0	1	2	0	0	0	0	0	1	1	3
9:00	0	1	0	0	2	0	0	0	0	0	2	1
9:15	0	0	0	0	2	0	0	0	1	0	3	0
9:30	1	0	1	0	0	0	0	0	1	0	3	0
9:45	1	0	2	0	0	0	0	0	2	0	5	0
10:00	1	0	0	0	0	0	0	0	1	0	2	0
10:15	5	1	1	0	0	0	2	0	0	0	8	1
10:30	0	0	1	0	0	0	1	0	1	1	3	1
10:45	1	0	1	0	1	0	4	0	0	0	7	0
11:00	1	2	4	0	1	0	0	0	0	0	6	2
11:15	0	0	3	2	0	0	0	0	0	0	3	2
11:30	1	2	5	0	1	1	1	0	1	0	9	3
11:45	1	0	2	0	0	0	1	0	2	0	6	0
Totals	24	83	33	88	30	73	38	76	36	47	161	367
Day Total	107		121		103		114		83		528	
AM Pct	22.4%		27.3%		29.1%		33.3%		43.4%			

Peak Hour
 Peak Volume
 P.H.F

AECOM

7:00-8:00 AM	2	1	6	3	1	3
7:15-8:15 AM	2	1	3	1	1	2
7:30-8:30 AM	2	0	3	1	1	1
7:45-8:45 AM	0	0	2	0	0	0
8:00-9:00 AM	0	1	0	0	0	0

4:00-5:00 PM	10	21	9	9	8	11
4:15-5:15 PM	9	15	10	16	7	11
4:30-5:30 PM	11	12	9	19	6	11
4:45-5:45 PM	11	18	11	17	8	13
5:00-6:00 PM	15	12	11	16	5	12

Client: AECOM
 File Number:
 Route: L-20b
 Location:

Site Ref: L-20b
 Direction: IN

Count Date	10/10/2022		10/11/2022		10/12/2022		10/13/2022		10/14/2022			
Count Time	AM	PM	AM	PM	AM	PM	AM	PM	AM	PM	AM	PM
0:00	0	3	0	5	0	4	0	8	0	9	0	29
0:15	0	5	0	15	0	10	0	10	0	8	0	48
0:30	0	7	1	5	0	4	0	4	0	4	1	24
0:45	0	8	0	11	0	7	1	8	0	9	1	43
1:00	1	7	1	10	2	7	1	6	1	3	6	33
1:15	0	7	0	5	0	6	0	8	0	7	0	33
1:30	0	4	0	8	0	3	0	8	0	7	0	30
1:45	0	2	0	2	0	2	0	8	0	4	0	18
2:00	0	7	0	5	0	5	0	6	0	3	0	26
2:15	0	5	0	6	0	9	0	4	0	4	0	28
2:30	0	6	0	5	0	4	0	4	1	5	1	24
2:45	0	2	0	4	0	7	0	9	0	7	0	29
3:00	1	4	1	4	0	4	0	7	0	0	2	19
3:15	1	2	3	3	5	5	4	3	3	6	16	19
3:30	1	7	1	3	2	6	2	6	1	8	7	30
3:45	2	3	1	6	2	8	1	8	3	4	9	29
4:00	0	7	0	4	1	4	1	8	1	3	3	26
4:15	2	7	2	7	3	3	3	6	2	3	12	26
4:30	3	4	2	7	2	0	3	2	2	4	12	17
4:45	1	3	2	4	2	8	2	6	4	2	11	23
5:00	5	4	8	6	3	4	8	5	4	9	28	28
5:15	10	4	5	4	5	1	6	3	6	6	32	18
5:30	9	9	10	1	11	2	13	2	8	10	51	24
5:45	14	9	10	2	12	9	13	7	14	6	63	33
6:00	37	8	31	5	26	8	20	6	19	11	133	38
6:15	38	3	48	10	50	9	59	8	39	7	234	37
6:30	50	6	45	11	36	13	46	10	47	9	224	49
6:45	38	6	34	7	31	5	37	5	40	6	180	29
7:00	23	5	32	8	37	3	24	4	14	3	130	23
7:15	32	2	37	5	43	9	36	2	28	3	176	21
7:30	28	2	40	4	29	5	28	5	41	4	166	20
7:45	39	4	33	1	32	4	34	2	36	5	174	16
8:00	32	1	36	9	31	2	43	2	26	2	168	16
8:15	33	4	28	3	30	0	37	1	30	1	158	9
8:30	29	3	37	3	34	3	23	2	31	2	154	13
8:45	37	4	37	2	37	1	37	6	40	4	188	17
9:00	29	2	45	2	45	2	29	5	39	1	187	12
9:15	30	1	42	1	39	1	36	1	29	3	176	7
9:30	32	1	31	2	31	1	42	1	25	1	161	6
9:45	22	0	28	0	24	1	28	0	20	0	122	1
10:00	14	2	19	0	22	3	26	0	16	0	97	5
10:15	22	0	20	0	18	0	27	0	25	0	112	0
10:30	12	0	15	0	12	0	10	0	13	0	62	0
10:45	7	1	21	0	12	0	7	0	13	0	60	1
11:00	27	0	17	1	10	1	12	1	11	1	77	4
11:15	11	0	10	0	11	0	6	0	11	0	49	0
11:30	3	0	6	0	11	0	10	0	5	0	35	0
11:45	8	0	8	0	3	0	5	0	5	1	29	1
Totals	683	181	747	206	704	193	720	207	653	195	3507	982
Day Total	864		953		897		927		848		4489	
AM Pct	79.1%		78.4%		78.5%		77.7%		77.0%			

Peak Hour
 Peak Volume
 P.H.F

AECOM

7:00-8:00 AM	122	142	141	122	119	129
7:15-8:15 AM	131	146	135	141	131	137
7:30-8:30 AM	132	137	122	142	133	133
7:45-8:45 AM	133	134	127	137	123	131
8:00-9:00 AM	131	138	132	140	127	134

4:00-5:00 PM	21	22	15	22	12	18
4:15-5:15 PM	18	24	15	19	18	19
4:30-5:30 PM	15	21	13	16	21	17
4:45-5:45 PM	20	15	15	16	27	19
5:00-6:00 PM	26	13	16	17	31	21

Client: AECOM
 File Number:
 Route: L-20b
 Location:

Site Ref: L-20b
 Direction: OUT

Count Date	10/10/2022		10/11/2022		10/12/2022		10/13/2022		10/14/2022		AM	PM
	AM	PM	AM	PM	AM	PM	AM	PM	AM	PM		
0:00	0	12	4	11	1	13	1	10	2	6	8	52
0:15	0	9	1	15	0	5	2	11	2	13	5	53
0:30	0	8	0	16	0	8	0	8	1	5	1	45
0:45	0	7	0	13	2	15	0	9	0	6	2	50
1:00	1	10	2	8	0	15	1	7	0	12	4	52
1:15	3	5	1	9	1	11	0	24	3	16	8	65
1:30	0	11	1	17	1	15	5	10	2	12	9	65
1:45	0	10	1	20	1	7	0	23	0	13	2	73
2:00	0	7	0	12	0	7	0	18	0	8	0	52
2:15	0	17	0	11	1	18	1	8	0	19	2	73
2:30	0	17	0	20	0	21	0	17	0	25	0	100
2:45	0	8	0	15	0	31	0	24	0	15	0	93
3:00	0	30	0	34	1	44	0	33	0	31	1	172
3:15	0	33	0	38	0	34	1	29	0	33	1	167
3:30	0	51	0	49	0	51	0	50	0	37	0	238
3:45	0	30	0	31	0	35	0	26	0	22	0	144
4:00	0	39	0	38	0	39	0	44	0	31	0	191
4:15	0	40	0	48	0	39	1	40	1	35	2	202
4:30	0	33	0	37	0	47	0	48	0	39	0	204
4:45	4	36	2	63	4	44	2	48	2	48	14	239
5:00	0	52	2	57	0	51	0	58	0	48	2	266
5:15	2	50	0	47	0	55	4	51	0	44	6	247
5:30	2	52	2	46	2	44	1	40	3	45	10	227
5:45	2	44	0	42	5	49	0	51	3	34	10	220
6:00	8	39	4	39	4	20	0	30	1	28	17	156
6:15	9	28	12	39	12	34	11	29	8	22	52	152
6:30	2	26	3	30	7	23	6	27	7	30	25	136
6:45	8	30	13	22	6	33	11	15	9	18	47	118
7:00	2	20	4	33	4	20	1	36	5	30	16	139
7:15	7	35	7	43	4	33	8	32	4	29	30	172
7:30	2	39	3	25	5	47	3	33	3	27	16	171
7:45	2	19	1	15	2	19	4	20	7	18	16	91
8:00	6	13	2	11	4	15	3	14	2	12	17	65
8:15	1	5	1	12	3	10	5	7	2	8	12	42
8:30	2	11	2	9	3	12	2	2	2	14	11	48
8:45	2	5	1	9	2	10	1	9	2	6	8	39
9:00	4	9	4	5	6	7	7	7	3	3	24	31
9:15	3	3	4	1	3	3	0	3	3	3	13	13
9:30	1	8	1	4	2	2	4	3	2	1	10	18
9:45	4	1	2	1	5	3	4	4	7	1	22	10
10:00	6	3	5	3	6	2	2	0	3	0	22	8
10:15	6	2	2	0	2	1	8	1	2	2	20	6
10:30	5	0	6	2	7	0	4	2	2	1	24	5
10:45	4	2	11	4	3	2	4	3	2	2	24	13
11:00	5	2	14	3	6	1	1	2	11	6	37	14
11:15	7	5	18	0	6	5	6	2	6	1	43	13
11:30	5	4	6	5	8	4	15	4	7	2	41	19
11:45	5	1	4	3	4	1	6	3	5	4	24	12
Totals	120	921	146	1015	133	1005	135	975	124	865	658	4781
Day Total	1041		1161		1138		1110		989		5439	
AM Pct	11.5%		12.6%		11.7%		12.2%		12.5%			

Peak Hour
 Peak Volume
 P.H.F

AECOM

7:00-8:00 AM	13	15	15	16	19	16
7:15-8:15 AM	17	13	15	18	16	16
7:30-8:30 AM	11	7	14	15	14	12
7:45-8:45 AM	11	6	12	14	13	11
8:00-9:00 AM	11	6	12	11	8	10

4:00-5:00 PM	148	186	169	180	153	167
4:15-5:15 PM	161	205	181	194	170	182
4:30-5:30 PM	171	204	197	205	179	191
4:45-5:45 PM	190	213	194	197	185	196
5:00-6:00 PM	198	192	199	200	171	192

Client: AECOM
 File Number:
 Route: L-2a
 Location:

Site Ref: L-2a
 Direction: IN

Count Date	10/10/2022		10/11/2022		10/12/2022		10/13/2022		10/14/2022			
Count Time	AM	PM	AM	PM	AM	PM	AM	PM	AM	PM	AM	PM
0:00	0	10	0	11	2	12	1	15	0	9	3	57
0:15	0	6	0	10	0	10	0	14	1	13	1	53
0:30	0	11	0	9	1	6	1	7	0	9	2	42
0:45	0	18	0	16	0	16	0	8	1	7	1	65
1:00	0	9	0	12	0	7	0	12	0	9	0	49
1:15	1	7	0	12	1	13	0	14	0	4	2	50
1:30	0	7	1	5	0	11	2	14	0	6	3	43
1:45	1	9	0	11	1	10	0	9	0	11	2	50
2:00	0	9	0	6	0	6	1	7	0	10	1	38
2:15	0	10	0	8	0	2	1	8	0	10	1	38
2:30	0	8	0	5	0	8	0	6	2	3	2	30
2:45	0	5	0	15	0	13	0	11	1	9	1	53
3:00	0	12	1	9	0	9	1	10	0	7	2	47
3:15	1	4	1	4	2	3	3	3	2	5	9	19
3:30	1	13	0	6	2	4	1	7	0	2	4	32
3:45	2	11	1	6	0	4	2	7	0	8	5	36
4:00	1	4	3	12	1	5	0	16	1	1	6	38
4:15	0	3	4	4	3	4	1	10	1	5	9	26
4:30	4	4	2	5	3	7	8	8	5	7	22	31
4:45	9	7	13	4	10	13	8	6	11	2	51	32
5:00	7	6	7	5	6	5	12	3	9	5	41	24
5:15	17	6	16	8	13	3	14	8	14	5	74	30
5:30	19	4	21	7	22	4	17	3	22	3	101	21
5:45	38	5	39	3	45	3	34	4	37	6	193	21
6:00	26	4	35	1	28	3	21	3	16	4	126	15
6:15	54	7	61	4	58	1	70	5	57	2	300	19
6:30	69	0	87	4	84	6	80	5	85	1	405	16
6:45	95	4	103	3	103	1	115	1	91	3	507	12
7:00	41	1	55	3	58	1	48	4	58	2	260	11
7:15	57	0	55	2	59	1	65	3	59	0	295	6
7:30	59	1	57	2	47	1	49	4	46	0	258	8
7:45	61	1	76	1	73	3	54	0	61	0	325	5
8:00	45	1	52	0	48	2	48	1	50	2	243	6
8:15	51	1	44	2	50	1	38	2	41	1	224	7
8:30	45	1	61	5	67	4	56	2	48	0	277	12
8:45	36	1	56	1	61	0	51	1	45	1	249	4
9:00	32	4	30	2	48	1	21	1	35	2	166	10
9:15	19	1	24	0	22	2	20	1	19	1	104	5
9:30	16	1	20	0	23	0	15	2	6	0	80	3
9:45	11	0	9	0	20	1	11	0	13	0	64	1
10:00	20	1	17	0	17	0	17	3	10	1	81	5
10:15	17	0	10	0	11	0	11	0	13	0	62	0
10:30	17	0	12	0	9	1	18	0	13	1	69	2
10:45	9	1	17	1	13	0	15	1	24	1	78	4
11:00	9	0	14	2	12	0	5	0	18	0	58	2
11:15	3	1	12	0	9	0	5	0	13	0	42	1
11:30	15	0	16	1	14	0	8	1	17	2	70	4
11:45	11	3	12	0	13	2	15	1	13	0	64	6
Totals	919	222	1044	227	1059	209	963	251	958	180	4943	1089
Day Total	1141		1271		1268		1214		1138		6032	
AM Pct	80.5%		82.1%		83.5%		79.3%		84.2%			

Peak Hour
 Peak Volume
 P.H.F

AECOM

7:00-8:00 AM	218	243	237	216	224	228
7:15-8:15 AM	222	240	227	216	216	224
7:30-8:30 AM	216	229	218	189	198	210
7:45-8:45 AM	202	233	238	196	200	214
8:00-9:00 AM	177	213	226	193	184	199

4:00-5:00 PM	18	25	29	40	15	25
4:15-5:15 PM	20	18	29	27	19	23
4:30-5:30 PM	23	22	28	25	19	23
4:45-5:45 PM	23	24	25	20	15	21
5:00-6:00 PM	21	23	15	18	19	19

Client: AECOM
 File Number:
 Route: L-2a
 Location:

Site Ref: L-2a
 Direction: OUT

Count Date Count Time	10/10/2022		10/11/2022		10/12/2022		10/13/2022		10/14/2022		AM	PM
	AM	PM	AM	PM	AM	PM	AM	PM	AM	PM		
0:00	2	25	0	19	0	33	1	20	0	22	3	119
0:15	0	7	0	13	0	25	1	13	0	22	1	80
0:30	0	23	1	24	0	13	1	10	1	12	3	82
0:45	2	8	2	19	0	14	0	6	1	6	5	53
1:00	1	12	0	12	1	16	0	17	1	18	3	75
1:15	1	19	0	20	2	9	1	8	1	13	5	69
1:30	0	19	0	17	0	18	0	19	0	12	0	85
1:45	0	15	0	19	0	17	0	11	0	13	0	75
2:00	0	20	1	33	1	22	3	27	1	25	6	127
2:15	0	28	0	29	0	21	1	27	0	24	1	129
2:30	0	26	0	28	0	34	0	29	0	24	0	141
2:45	0	21	0	33	0	28	1	21	0	15	1	118
3:00	0	35	0	28	0	26	0	20	2	24	2	133
3:15	0	22	0	29	0	32	0	24	0	29	0	136
3:30	0	45	0	64	0	59	0	44	0	52	0	264
3:45	0	31	0	32	0	32	1	35	0	28	1	158
4:00	0	64	0	52	0	65	0	52	0	70	0	303
4:15	0	51	1	39	0	42	1	44	1	53	3	229
4:30	0	45	2	53	0	49	1	50	1	53	4	250
4:45	0	57	0	52	1	43	0	47	0	49	1	248
5:00	1	66	0	57	0	57	0	48	0	38	1	266
5:15	1	40	0	71	1	57	3	56	0	53	5	277
5:30	2	42	2	46	3	68	0	57	0	44	7	257
5:45	3	41	2	41	1	37	1	46	3	44	10	209
6:00	2	34	3	46	1	38	4	35	2	33	12	186
6:15	1	30	1	22	4	43	2	22	1	33	9	150
6:30	2	27	2	37	0	36	2	36	2	16	8	152
6:45	1	22	2	19	0	21	8	25	3	13	14	100
7:00	2	21	3	30	1	21	7	27	3	13	16	112
7:15	2	18	8	21	11	20	12	20	8	15	41	94
7:30	6	44	8	48	5	47	3	53	3	29	25	221
7:45	5	23	15	40	6	21	4	30	10	30	40	144
8:00	8	21	3	13	4	20	8	11	9	14	32	79
8:15	9	5	8	10	8	6	1	10	6	6	32	37
8:30	2	8	6	9	10	6	0	8	8	6	26	37
8:45	5	2	9	2	13	5	5	6	2	4	34	19
9:00	2	4	24	7	14	9	2	3	9	14	51	37
9:15	7	4	12	3	8	4	6	2	7	11	40	24
9:30	4	5	9	3	11	5	6	10	7	2	37	25
9:45	4	4	12	2	8	1	10	6	8	1	42	14
10:00	4	0	5	3	8	1	9	3	11	3	37	10
10:15	6	2	10	1	9	1	3	2	10	2	38	8
10:30	12	4	10	2	7	2	5	3	9	3	43	14
10:45	7	4	8	1	9	3	17	3	14	0	55	11
11:00	6	0	7	0	11	2	7	0	10	1	41	3
11:15	18	2	12	0	13	0	10	1	12	0	65	3
11:30	5	1	7	3	8	5	14	3	15	3	49	15
11:45	23	4	11	1	19	1	10	2	8	0	71	8
Totals	156	1051	206	1153	198	1135	171	1052	189	995	920	5386
Day Total	1207		1359		1333		1223		1184		6306	
AM Pct	12.9%		15.2%		14.9%		14.0%		16.0%			

Peak Hour
 Peak Volume
 P.H.F

AECOM

7:00-8:00 AM	15	34	23	26	24	24
7:15-8:15 AM	21	34	26	27	30	28
7:30-8:30 AM	28	34	23	16	28	26
7:45-8:45 AM	24	32	28	13	33	26
8:00-9:00 AM	24	26	35	14	25	25

4:00-5:00 PM	217	196	199	193	225	206
4:15-5:15 PM	219	201	191	189	193	199
4:30-5:30 PM	208	233	206	201	193	208
4:45-5:45 PM	205	226	225	208	184	210
5:00-6:00 PM	189	215	219	207	179	202

Client: AECOM
 File Number:
 Route: L-3b
 Location:

Site Ref: L-3b
 Direction: IN

Count Date	10/10/2022		10/11/2022		10/12/2022		10/13/2022		10/14/2022			
Count Time	AM	PM	AM	PM	AM	PM	AM	PM	AM	PM	AM	PM
0:00	0	5	1	3	0	4	0	3	0	2	1	17
0:15	0	6	2	3	1	5	0	4	0	8	3	26
0:30	0	5	1	0	0	2	0	0	0	2	1	9
0:45	0	1	0	1	0	2	1	1	0	2	1	7
1:00	1	2	1	2	0	2	0	3	1	3	3	12
1:15	1	0	1	7	0	2	0	6	0	4	2	19
1:30	0	5	0	3	0	3	0	9	0	2	0	22
1:45	0	3	0	5	0	4	0	5	0	5	0	22
2:00	0	6	0	4	1	9	0	3	0	7	1	29
2:15	0	3	0	4	0	6	0	7	0	4	0	24
2:30	0	3	0	5	0	5	1	3	0	3	1	19
2:45	0	6	0	0	0	2	0	4	0	4	0	16
3:00	1	4	0	5	0	4	0	9	1	8	2	30
3:15	2	4	0	4	0	7	0	5	0	6	2	26
3:30	0	5	1	6	0	4	0	6	1	9	2	30
3:45	1	9	0	5	1	4	0	4	1	4	3	26
4:00	3	3	1	4	1	5	1	4	0	4	6	20
4:15	1	9	5	5	1	5	2	3	0	3	9	25
4:30	2	6	3	4	3	9	5	2	2	7	15	28
4:45	9	11	10	11	8	11	6	9	6	9	39	51
5:00	6	7	8	6	9	10	7	9	8	5	38	37
5:15	5	12	6	6	9	7	8	8	9	1	37	34
5:30	8	4	8	4	3	1	7	4	6	4	32	17
5:45	6	7	6	6	5	8	6	5	5	7	28	33
6:00	9	4	9	2	13	6	10	3	0	4	41	19
6:15	27	4	26	9	22	8	21	5	27	6	123	32
6:30	26	3	29	7	23	9	31	2	40	2	149	23
6:45	25	4	23	6	21	5	14	4	17	6	100	25
7:00	3	2	7	3	11	0	5	5	5	1	31	11
7:15	9	0	3	3	6	0	3	2	9	1	30	6
7:30	6	2	2	0	6	1	4	3	5	1	23	7
7:45	4	0	1	1	4	0	8	1	8	2	25	4
8:00	6	2	12	1	4	2	3	1	2	1	27	7
8:15	2	2	3	3	8	5	3	3	3	0	19	13
8:30	1	2	3	0	6	0	3	1	2	2	15	5
8:45	3	0	4	0	0	1	3	1	5	0	15	2
9:00	5	1	2	0	3	1	4	3	5	1	19	6
9:15	3	1	1	0	4	0	4	1	4	1	16	3
9:30	5	1	3	0	7	0	3	1	3	2	21	4
9:45	3	1	4	0	8	2	1	1	2	4	18	8
10:00	3	0	6	0	5	0	1	0	1	0	16	0
10:15	13	0	3	0	3	0	3	0	3	1	25	1
10:30	3	0	0	2	7	0	2	0	3	0	15	2
10:45	3	1	2	0	5	1	1	2	8	1	19	5
11:00	9	1	2	0	3	0	2	3	5	4	21	8
11:15	6	1	2	0	2	0	0	0	2	1	12	2
11:30	5	0	1	1	4	0	2	0	8	1	20	2
11:45	0	1	3	0	1	0	2	0	1	0	7	1
Totals	225	159	205	141	218	162	177	158	208	155	1033	775
Day Total	384		346		380		335		363		1808	
AM Pct	58.6%		59.2%		57.4%		52.8%		57.3%			

Peak Hour
 Peak Volume
 P.H.F

AECOM

7:00-8:00 AM	22	13	27	20	27	22
7:15-8:15 AM	25	18	20	18	24	21
7:30-8:30 AM	18	18	22	18	18	19
7:45-8:45 AM	13	19	22	17	15	17
8:00-9:00 AM	12	22	18	12	12	15

4:00-5:00 PM	29	24	30	18	23	25
4:15-5:15 PM	33	26	35	23	24	28
4:30-5:30 PM	36	27	37	28	22	30
4:45-5:45 PM	34	27	29	30	19	28
5:00-6:00 PM	30	22	26	26	17	24

Client: AECOM
 File Number:
 Route: L-3b
 Location:

Site Ref: L-3b
 Direction: OUT

Count Date	10/10/2022		10/11/2022		10/12/2022		10/13/2022		10/14/2022			
Count Time	AM	PM	AM	PM	AM	PM	AM	PM	AM	PM	AM	PM
0:00	1	7	0	4	1	6	0	2	1	6	3	25
0:15	2	8	0	3	0	8	0	3	2	6	4	28
0:30	0	4	0	2	0	2	0	2	0	4	0	14
0:45	1	3	1	1	2	5	0	0	0	8	4	17
1:00	0	5	2	5	0	4	1	4	0	2	3	20
1:15	0	2	2	3	0	4	1	3	0	2	3	14
1:30	0	17	1	14	0	9	1	8	0	11	2	59
1:45	0	5	0	7	1	9	1	5	0	6	2	32
2:00	1	14	2	14	2	9	0	13	0	16	5	66
2:15	0	4	0	4	0	6	0	7	0	9	0	30
2:30	0	8	0	12	0	7	1	5	1	1	2	33
2:45	0	4	2	5	1	5	2	8	0	3	5	25
3:00	2	11	0	6	0	3	0	6	0	6	2	32
3:15	1	9	0	7	0	6	0	7	0	5	1	34
3:30	1	8	0	12	0	14	0	8	1	24	2	66
3:45	0	11	0	6	0	4	0	7	0	9	0	37
4:00	2	10	0	4	0	8	0	5	0	3	2	30
4:15	0	7	0	7	2	6	0	8	0	8	2	36
4:30	0	7	0	10	0	10	2	11	1	15	3	53
4:45	0	14	0	7	0	10	0	10	0	5	0	46
5:00	1	4	0	8	0	10	0	17	0	3	1	42
5:15	1	6	0	8	0	7	0	9	3	8	4	38
5:30	0	12	2	16	2	6	3	6	2	7	9	47
5:45	3	7	0	3	1	8	3	2	1	7	8	27
6:00	2	3	0	7	1	19	1	6	0	9	4	44
6:15	1	10	6	11	4	9	3	5	1	7	15	42
6:30	0	5	1	6	2	14	2	7	2	3	7	35
6:45	5	5	15	7	4	5	11	3	0	6	35	26
7:00	5	6	12	7	7	2	5	3	1	5	30	23
7:15	12	17	6	5	9	6	7	6	7	10	41	44
7:30	5	27	6	29	7	24	3	28	9	17	30	125
7:45	6	15	3	14	8	9	4	10	8	19	29	67
8:00	7	5	8	5	4	3	7	10	5	4	31	27
8:15	4	2	3	3	8	2	3	3	4	5	22	15
8:30	3	3	6	2	7	1	5	1	3	1	24	8
8:45	1	1	4	1	1	4	4	4	3	0	13	10
9:00	5	2	3	0	4	2	6	5	5	2	23	11
9:15	5	4	0	3	4	6	1	0	3	0	13	13
9:30	10	2	6	0	8	2	5	4	5	2	34	10
9:45	3	0	6	0	2	1	3	2	2	0	16	3
10:00	2	2	6	0	2	0	2	2	4	3	16	7
10:15	8	0	4	1	6	0	2	0	2	0	22	1
10:30	9	3	2	4	6	2	2	2	4	0	23	11
10:45	4	2	1	0	5	1	1	3	9	1	20	7
11:00	4	1	2	2	6	4	5	2	7	5	24	14
11:15	3	2	4	1	2	0	2	2	4	1	15	6
11:30	3	5	3	5	2	3	3	2	5	6	16	21
11:45	3	1	3	2	2	1	1	0	5	2	14	6
Totals	126	310	122	283	123	286	103	266	110	282	584	1427
Day Total	436		405		409		369		392		2011	
AM Pct	28.9%		30.1%		30.1%		27.9%		28.1%			

Peak Hour
 Peak Volume
 P.H.F

AECOM

7:00-8:00 AM	28	27	31	19	25	26
7:15-8:15 AM	30	23	28	21	29	26
7:30-8:30 AM	22	20	27	17	26	22
7:45-8:45 AM	20	20	27	19	20	21
8:00-9:00 AM	15	21	20	19	15	18

4:00-5:00 PM	38	28	34	34	31	33
4:15-5:15 PM	32	32	36	46	31	35
4:30-5:30 PM	31	33	37	47	31	36
4:45-5:45 PM	36	39	33	42	23	35
5:00-6:00 PM	29	35	31	34	25	31

Client: AECOM
 File Number:
 Route: L-9a
 Location:

Site Ref: L-9a
 Direction: IN

Count Date	10/10/2022		10/11/2022		10/12/2022		10/13/2022		10/14/2022			
Count Time	AM	PM	AM	PM	AM	PM	AM	PM	AM	PM	AM	PM
0:00	0	1	0	0	0	0	0	0	0	0	0	1
0:15	0	0	0	1	0	0	0	0	0	1	0	2
0:30	0	3	0	0	0	0	0	0	0	0	0	3
0:45	0	0	0	1	0	0	0	0	0	0	0	1
1:00	0	2	0	0	0	0	0	0	0	1	0	3
1:15	0	1	0	2	0	2	0	0	0	0	0	5
1:30	0	0	0	1	0	1	0	1	0	1	0	4
1:45	0	1	0	1	0	2	0	2	0	1	0	7
2:00	0	1	0	1	0	0	0	1	0	4	0	7
2:15	0	1	0	0	0	0	0	0	0	0	0	1
2:30	0	0	0	0	0	1	0	0	0	0	0	1
2:45	0	1	0	2	0	0	0	1	0	0	0	4
3:00	0	2	0	2	1	2	0	3	0	2	1	11
3:15	0	0	0	0	0	1	0	0	0	0	0	1
3:30	0	1	0	1	0	1	0	0	0	0	0	3
3:45	1	0	0	1	1	0	0	1	0	0	2	2
4:00	1	0	1	0	1	0	0	0	0	0	3	0
4:15	0	0	0	2	0	0	0	0	1	0	1	2
4:30	0	0	1	1	0	0	0	0	0	0	1	1
4:45	0	0	0	0	0	0	0	0	1	0	1	0
5:00	2	0	0	0	0	0	2	0	0	0	4	0
5:15	0	0	1	0	1	1	1	0	1	0	4	1
5:30	1	1	0	1	0	1	0	1	1	1	2	5
5:45	2	0	1	0	1	0	1	0	1	0	6	0
6:00	0	0	0	0	0	0	1	1	0	0	1	1
6:15	0	0	0	0	0	0	0	0	0	0	0	0
6:30	0	0	1	0	1	0	0	1	1	0	3	1
6:45	0	1	0	2	0	2	0	0	0	0	0	5
7:00	1	0	0	2	1	0	1	2	1	2	4	6
7:15	0	1	0	0	1	0	0	0	0	0	1	1
7:30	0	0	0	0	0	0	0	0	0	0	0	0
7:45	1	0	1	0	1	0	1	0	1	0	5	0
8:00	0	0	0	0	0	0	0	0	2	0	2	0
8:15	1	1	1	1	1	1	1	1	1	2	5	6
8:30	1	3	4	2	1	4	3	3	1	3	10	15
8:45	0	1	1	2	1	1	0	3	0	2	2	9
9:00	0	1	1	1	0	1	0	1	0	2	1	6
9:15	1	0	2	0	2	0	0	0	0	3	5	3
9:30	2	1	0	1	1	1	0	1	1	0	4	4
9:45	1	1	1	1	0	0	0	0	1	0	3	2
10:00	1	0	3	0	2	0	0	1	2	1	8	2
10:15	4	0	1	0	3	1	5	0	2	1	15	2
10:30	2	0	2	0	0	0	2	0	3	1	9	1
10:45	1	0	2	0	2	0	1	0	2	0	8	0
11:00	0	0	0	0	0	1	0	1	0	0	0	2
11:15	1	0	0	0	0	0	2	0	1	0	4	0
11:30	0	0	0	0	0	0	1	0	0	0	1	0
11:45	0	0	0	0	0	0	0	0	2	0	2	0
Totals	24	25	24	29	22	24	22	25	26	28	118	131
Day Total	49		53		46		47		54		249	
AM Pct	49.0%		45.3%		47.8%		46.8%		48.1%			

Peak Hour
 Peak Volume
 P.H.F

AECOM

7:00-8:00 AM	2	1	3	2	2	2
7:15-8:15 AM	1	1	2	1	3	2
7:30-8:30 AM	2	2	2	2	4	2
7:45-8:45 AM	3	6	3	5	5	4
8:00-9:00 AM	2	6	3	4	4	4

4:00-5:00 PM	0	3	0	0	0	1
4:15-5:15 PM	0	3	0	0	0	1
4:30-5:30 PM	0	1	1	0	0	0
4:45-5:45 PM	1	1	2	1	1	1
5:00-6:00 PM	1	1	2	1	1	1

Client: AECOM
 File Number:
 Route: L-9a
 Location:

Site Ref: L-9a
 Direction: OUT

Count Date Count Time	10/10/2022		10/11/2022		10/12/2022		10/13/2022		10/14/2022		AM	PM
	AM	PM	AM	PM	AM	PM	AM	PM	AM	PM		
0:00	0	1	0	0	0	0	0	1	0	0	0	2
0:15	0	1	0	1	0	1	1	0	1	0	2	3
0:30	0	1	0	0	0	1	0	0	0	0	0	2
0:45	0	2	0	2	0	0	0	0	0	0	0	4
1:00	0	2	0	0	0	0	0	2	0	1	0	5
1:15	0	1	0	1	0	0	0	0	0	1	0	3
1:30	0	1	0	0	0	0	0	1	0	0	0	2
1:45	0	2	0	4	0	3	0	3	0	4	0	16
2:00	0	1	0	2	0	2	0	1	0	1	0	7
2:15	0	2	0	2	0	0	0	2	0	3	0	9
2:30	0	1	0	0	0	2	0	1	0	1	0	5
2:45	0	0	0	0	0	0	0	0	0	0	0	0
3:00	0	2	0	0	0	0	0	1	0	1	0	4
3:15	0	0	0	0	1	0	0	0	0	0	1	0
3:30	0	0	0	0	0	1	0	0	0	0	0	1
3:45	0	1	0	1	0	0	0	1	0	0	0	3
4:00	0	1	0	1	0	1	0	0	0	0	0	3
4:15	0	0	0	1	1	0	0	0	0	0	1	1
4:30	0	0	1	2	0	0	0	0	0	0	1	2
4:45	1	0	0	1	1	0	0	0	0	0	2	1
5:00	1	0	0	0	0	0	0	0	1	0	2	0
5:15	1	1	0	0	0	0	0	0	0	0	1	1
5:30	1	0	2	1	1	0	1	0	1	0	6	1
5:45	2	1	1	1	2	1	3	1	2	1	10	5
6:00	3	0	2	0	3	1	2	2	3	0	13	3
6:15	1	1	1	2	1	1	2	1	2	1	7	6
6:30	0	0	0	0	0	0	0	0	0	0	0	0
6:45	0	0	0	1	0	1	1	0	0	0	1	2
7:00	0	0	0	0	1	1	0	1	0	0	1	2
7:15	0	0	0	2	1	0	0	0	0	1	1	3
7:30	0	1	0	0	0	0	0	0	2	1	2	2
7:45	1	0	0	0	0	0	1	0	0	1	2	1
8:00	1	0	2	2	0	0	0	2	1	0	4	4
8:15	0	0	1	0	0	1	1	0	2	1	4	2
8:30	1	1	2	1	1	1	1	1	1	0	6	4
8:45	1	0	1	0	0	0	0	0	0	1	2	1
9:00	1	0	1	0	1	0	3	1	1	2	7	3
9:15	0	1	2	1	2	1	0	1	0	2	4	6
9:30	1	0	1	0	1	0	0	0	1	0	4	0
9:45	3	0	2	0	0	0	0	0	2	0	7	0
10:00	0	0	1	0	0	0	0	0	1	0	2	0
10:15	0	1	1	0	2	0	0	0	2	1	5	2
10:30	3	1	0	0	0	1	1	1	0	2	4	5
10:45	0	0	0	0	0	1	1	0	1	0	2	1
11:00	0	0	0	0	0	0	3	0	2	0	5	0
11:15	0	0	1	1	0	0	0	0	1	1	2	2
11:30	2	0	1	1	0	0	2	1	1	0	6	2
11:45	0	1	0	0	1	0	1	0	2	1	4	2
Totals	24	28	23	31	20	21	24	25	30	28	121	133
Day Total	52		54		41		49		58		254	
AM Pct	46.2%		42.6%		48.8%		49.0%		51.7%			

Peak Hour
 Peak Volume
 P.H.F

AECOM

7:00-8:00 AM	1	0	2	1	2	1
7:15-8:15 AM	2	2	1	1	3	2
7:30-8:30 AM	2	3	0	2	5	2
7:45-8:45 AM	3	5	1	3	4	3
8:00-9:00 AM	3	6	1	2	4	3

4:00-5:00 PM	1	5	1	0	0	1
4:15-5:15 PM	0	4	0	0	0	1
4:30-5:30 PM	1	3	0	0	0	1
4:45-5:45 PM	1	2	0	0	0	1
5:00-6:00 PM	2	2	1	1	1	1

Client: AECOM
 File Number:
 Route: PS-1a
 Location:

Site Ref: PS-1a
 Direction: OUT

Count Date	10/10/2022		10/11/2022		10/12/2022		10/13/2022		10/14/2022			
Count Time	AM	PM	AM	PM	AM	PM	AM	PM	AM	PM	AM	PM
0:00	3	4	3	5	4	4	1	3	2	3	13	19
0:15	2	5	0	6	1	5	4	8	0	6	7	30
0:30	1	10	1	13	2	7	4	12	1	8	9	50
0:45	1	5	1	8	0	10	3	6	2	5	7	34
1:00	0	5	5	5	1	4	1	7	3	5	10	26
1:15	1	5	2	5	4	10	6	9	3	8	16	37
1:30	4	14	1	7	3	7	3	11	2	7	13	46
1:45	0	10	1	6	0	8	1	11	2	10	4	45
2:00	1	6	0	19	0	13	1	13	1	3	3	54
2:15	1	13	1	6	1	9	0	15	0	4	3	47
2:30	0	7	1	9	0	6	0	9	0	12	1	43
2:45	1	10	1	10	1	7	0	11	1	10	4	48
3:00	3	8	1	24	0	15	0	14	1	9	5	70
3:15	0	8	0	17	0	24	0	19	1	10	1	78
3:30	0	17	2	20	3	22	1	25	0	20	6	104
3:45	1	13	0	13	2	15	1	20	0	16	4	77
4:00	1	18	1	17	1	15	2	18	2	20	7	88
4:15	1	16	1	14	0	18	1	16	0	15	3	79
4:30	6	18	7	20	8	13	10	18	11	8	42	77
4:45	0	15	1	13	0	18	1	21	1	18	3	85
5:00	1	24	1	21	0	21	0	24	0	22	2	112
5:15	0	16	0	15	0	22	0	16	0	22	0	91
5:30	3	20	1	17	1	26	4	13	3	14	12	90
5:45	0	13	3	12	1	20	1	13	0	9	5	67
6:00	2	9	1	22	1	13	3	16	3	10	10	70
6:15	2	8	1	15	2	10	4	16	4	10	13	59
6:30	1	9	3	18	5	15	5	17	4	5	18	64
6:45	6	8	7	14	3	9	6	10	8	13	30	54
7:00	10	14	15	15	13	12	22	12	16	8	76	61
7:15	20	16	25	18	31	12	24	10	30	8	130	64
7:30	26	19	27	11	24	19	25	19	30	13	132	81
7:45	8	6	8	14	9	10	3	4	10	1	38	35
8:00	6	3	7	0	10	5	8	5	10	8	41	21
8:15	3	9	5	6	3	2	4	4	5	2	20	23
8:30	4	5	1	8	2	9	4	10	3	3	14	35
8:45	1	8	2	2	2	5	2	7	2	6	9	28
9:00	4	6	2	3	3	6	2	3	2	3	13	21
9:15	4	5	0	4	5	5	1	2	2	3	12	19
9:30	1	8	3	4	4	5	3	4	2	4	13	25
9:45	2	6	1	3	0	3	3	2	3	3	9	17
10:00	2	3	3	7	1	2	1	5	3	3	10	20
10:15	3	1	2	5	8	6	2	3	1	0	16	15
10:30	2	4	6	6	7	1	9	0	7	1	31	12
10:45	3	2	2	2	1	6	4	2	2	2	12	14
11:00	3	5	7	4	4	6	4	3	4	8	22	26
11:15	5	6	3	11	3	4	2	6	5	4	18	31
11:30	4	7	8	9	4	6	5	8	6	7	27	37
11:45	7	2	5	1	6	1	6	4	4	2	28	10
Totals	160	449	179	504	184	491	197	504	202	391	922	2339
Day Total	609		683		675		701		593		3261	
AM Pct	26.3%		26.2%		27.3%		28.1%		34.1%			

Peak Hour
 Peak Volume
 P.H.F

AECOM

7:00-8:00 AM	64	75	77	74	86	75
7:15-8:15 AM	60	67	74	60	80	68
7:30-8:30 AM	43	47	46	40	55	46
7:45-8:45 AM	21	21	24	19	28	23
8:00-9:00 AM	14	15	17	18	20	17

4:00-5:00 PM	67	64	64	73	61	66
4:15-5:15 PM	73	68	70	79	63	71
4:30-5:30 PM	73	69	74	79	70	73
4:45-5:45 PM	75	66	87	74	76	76
5:00-6:00 PM	73	65	89	66	67	72

Client: AECOM
 File Number:
 Route: PS-1a
 Location:

Site Ref: PS-1a
 Direction: IN

Count Date	10/10/2022		10/11/2022		10/12/2022		10/13/2022		10/14/2022			
Count Time	AM	PM	AM	PM	AM	PM	AM	PM	AM	PM	AM	PM
0:00	1	8	1	12	1	7	1	16	0	4	4	47
0:15	0	8	0	11	0	7	0	5	0	7	0	38
0:30	0	5	0	9	0	4	2	8	1	12	3	38
0:45	0	6	0	11	0	8	0	13	0	3	0	41
1:00	0	4	1	4	0	10	0	7	0	7	1	32
1:15	1	6	0	5	0	4	0	17	0	3	1	35
1:30	0	7	0	10	0	11	0	8	0	3	0	39
1:45	0	8	0	5	0	5	0	7	1	5	1	30
2:00	0	9	0	6	0	9	1	8	0	12	1	44
2:15	0	8	0	9	0	10	0	8	1	10	1	45
2:30	2	5	1	7	0	10	1	13	1	7	5	42
2:45	1	10	2	2	2	6	1	8	1	4	7	30
3:00	1	11	1	6	0	6	0	5	1	2	3	30
3:15	1	3	0	3	1	5	1	6	0	5	3	22
3:30	5	8	8	5	2	4	3	6	3	3	21	26
3:45	0	8	2	6	1	11	2	14	2	2	7	41
4:00	3	10	2	9	1	7	0	13	0	7	6	46
4:15	2	5	4	6	7	8	4	12	4	11	21	42
4:30	4	2	9	8	10	8	6	4	7	3	36	25
4:45	6	4	7	4	7	11	5	5	4	2	29	26
5:00	9	6	4	2	4	10	2	7	4	4	23	29
5:15	6	0	4	1	9	3	6	2	8	2	33	8
5:30	12	2	8	1	10	2	8	5	13	1	51	11
5:45	13	6	23	8	17	5	14	3	15	4	82	26
6:00	24	13	20	6	29	15	15	6	13	8	101	48
6:15	24	18	33	14	30	19	29	18	31	21	147	90
6:30	25	8	23	10	37	8	28	18	29	10	142	54
6:45	19	5	17	9	16	5	19	2	21	2	92	23
7:00	16	2	17	3	16	3	7	4	12	2	68	14
7:15	17	2	15	7	19	11	15	15	14	0	80	35
7:30	13	3	17	4	10	0	14	4	11	3	65	14
7:45	18	1	19	1	19	4	20	1	14	1	90	8
8:00	20	3	17	5	10	2	18	4	11	3	76	17
8:15	12	0	15	2	7	0	11	2	12	0	57	4
8:30	9	3	19	0	19	3	11	2	16	5	74	13
8:45	11	0	16	3	8	0	14	2	16	4	65	9
9:00	8	2	9	1	11	1	13	1	13	1	54	6
9:15	6	3	5	1	11	1	12	1	8	3	42	9
9:30	8	3	11	2	12	3	9	1	5	1	45	10
9:45	3	2	10	3	10	1	14	8	7	5	44	19
10:00	4	9	10	13	9	17	10	8	5	2	38	49
10:15	10	7	9	8	8	8	11	7	10	7	48	37
10:30	3	3	11	6	9	7	5	8	2	10	30	34
10:45	10	1	8	1	7	3	5	3	5	2	35	10
11:00	7	0	10	1	5	0	5	1	6	2	33	4
11:15	5	1	8	1	7	2	9	0	4	4	33	8
11:30	9	1	5	1	10	0	2	0	6	0	32	2
11:45	2	0	4	0	11	0	9	0	4	3	30	3
Totals	350	239	405	252	402	284	362	316	341	222	1860	1313
Day Total	589		657		686		678		563		3173	
AM Pct	59.4%		61.6%		58.6%		53.4%		60.6%			

Peak Hour
 Peak Volume
 P.H.F

AECOM

7:00-8:00 AM	64	68	64	56	51	61
7:15-8:15 AM	68	68	58	67	50	62
7:30-8:30 AM	63	68	46	63	48	58
7:45-8:45 AM	59	70	55	60	53	59
8:00-9:00 AM	52	67	44	54	55	54

4:00-5:00 PM	21	27	34	34	23	28
4:15-5:15 PM	17	20	37	28	20	24
4:30-5:30 PM	12	15	32	18	11	18
4:45-5:45 PM	12	8	26	19	9	15
5:00-6:00 PM	14	12	20	17	11	15

Client: AECOM
 File Number:
 Route: PS-1b
 Location:

Site Ref: PS-1b
 Direction: IN

Count Date	10/10/2022		10/11/2022		10/12/2022		10/13/2022		10/14/2022			
Count Time	AM	PM	AM	PM	AM	PM	AM	PM	AM	PM	AM	PM
0:00	0	0	0	7	0	11	0	11	1	6	1	35
0:15	1	8	0	11	0	6	0	8	1	9	2	42
0:30	0	7	0	5	0	6	1	5	0	7	1	30
0:45	0	8	1	4	0	8	1	10	0	7	2	37
1:00	0	14	0	14	0	7	0	8	0	7	0	50
1:15	0	10	0	18	0	10	1	17	0	7	1	62
1:30	0	8	0	10	0	6	1	9	0	6	1	39
1:45	0	3	1	4	0	7	1	8	0	10	2	32
2:00	0	6	0	8	0	9	0	10	0	11	0	44
2:15	0	9	0	10	0	13	0	11	1	10	1	53
2:30	0	5	1	8	0	6	1	7	0	6	2	32
2:45	0	7	0	14	0	3	2	14	1	8	3	46
3:00	1	5	0	10	1	7	0	4	0	5	2	31
3:15	0	3	0	4	0	12	0	6	0	7	0	32
3:30	0	4	1	10	0	9	0	5	0	7	1	35
3:45	0	10	0	11	1	9	1	11	0	5	2	46
4:00	1	4	2	8	0	5	1	13	1	4	5	34
4:15	2	6	1	14	1	1	1	9	2	4	7	34
4:30	1	10	1	6	3	4	2	10	2	4	9	34
4:45	1	1	0	2	3	12	2	11	3	5	9	31
5:00	7	6	3	5	1	8	2	12	3	8	16	39
5:15	5	1	6	10	3	5	6	12	4	2	24	30
5:30	7	6	8	3	9	5	8	9	3	2	35	25
5:45	5	9	8	14	10	14	9	7	6	4	38	48
6:00	17	19	17	15	14	13	11	9	8	10	67	66
6:15	22	23	21	20	22	31	26	21	22	16	113	111
6:30	20	11	26	16	21	19	20	17	14	17	101	80
6:45	15	6	21	11	24	5	28	0	19	2	107	24
7:00	9	7	8	3	8	3	7	2	9	3	41	18
7:15	18	7	19	3	9	2	16	2	18	3	80	17
7:30	18	4	10	1	19	3	15	1	16	3	78	12
7:45	17	2	16	0	15	3	22	1	15	2	85	8
8:00	19	1	13	2	18	1	13	3	15	6	78	13
8:15	19	1	16	3	14	2	14	2	13	2	76	10
8:30	18	2	17	2	16	3	17	1	15	0	83	8
8:45	11	2	18	2	16	3	12	1	15	0	72	8
9:00	8	3	17	2	15	0	21	3	3	1	64	9
9:15	8	0	25	1	17	4	19	4	10	2	79	11
9:30	12	2	8	2	14	1	16	1	11	2	61	8
9:45	12	1	10	1	19	1	12	1	4	0	57	4
10:00	8	0	8	2	12	2	14	3	9	3	51	10
10:15	13	5	14	5	11	4	18	6	12	6	68	26
10:30	10	3	12	9	7	6	12	5	8	3	49	26
10:45	13	0	12	0	11	1	5	0	13	2	54	3
11:00	9	0	11	1	10	0	9	0	7	0	46	1
11:15	5	1	7	0	7	0	8	1	11	0	38	2
11:30	8	1	13	0	12	0	11	0	5	0	49	1
11:45	5	0	7	0	8	1	8	1	11	0	39	2
Totals	345	251	379	311	371	291	394	312	311	234	1800	1399
Day Total	596		690		662		706		545		3199	
AM Pct	57.9%		54.9%		56.0%		55.8%		57.1%			

Peak Hour
 Peak Volume
 P.H.F

AECOM

7:00-8:00 AM	62	53	51	60	58	57
7:15-8:15 AM	72	58	61	66	64	64
7:30-8:30 AM	73	55	66	64	59	63
7:45-8:45 AM	73	62	63	66	58	64
8:00-9:00 AM	67	64	64	56	58	62

4:00-5:00 PM	21	30	22	43	17	27
4:15-5:15 PM	23	27	25	42	21	28
4:30-5:30 PM	18	23	29	45	19	27
4:45-5:45 PM	14	20	30	44	17	25
5:00-6:00 PM	22	32	32	40	16	28

Client: AECOM
 File Number:
 Route: PS-1b
 Location:

Site Ref: PS-1b
 Direction: OUT

Count Date	10/10/2022		10/11/2022		10/12/2022		10/13/2022		10/14/2022			
Count Time	AM	PM	AM	PM	AM	PM	AM	PM	AM	PM	AM	PM
0:00	3	4	2	13	4	12	3	5	0	6	12	40
0:15	0	11	2	8	1	10	1	10	0	6	4	45
0:30	2	8	2	10	1	6	3	6	2	10	10	40
0:45	0	3	0	12	1	7	0	5	1	10	2	37
1:00	0	2	0	11	0	8	1	8	1	11	2	40
1:15	1	10	0	3	1	10	0	9	0	9	2	41
1:30	0	10	0	7	1	5	0	17	0	11	1	50
1:45	1	10	2	9	0	11	0	8	0	8	3	46
2:00	0	3	1	6	0	5	1	13	0	10	2	37
2:15	1	11	2	10	0	6	1	6	0	8	4	41
2:30	0	12	0	14	0	13	0	13	0	10	0	62
2:45	0	9	0	8	2	10	0	9	0	15	2	51
3:00	1	10	0	18	0	8	0	21	0	9	1	66
3:15	0	14	0	13	0	13	0	14	0	14	0	68
3:30	0	10	0	9	0	18	0	16	0	11	0	64
3:45	0	9	0	13	0	12	0	14	0	11	0	59
4:00	0	12	0	15	3	6	0	14	1	10	4	57
4:15	0	11	1	18	2	26	0	12	0	12	3	79
4:30	5	8	4	18	1	14	4	16	0	22	14	78
4:45	0	10	1	14	2	12	1	13	0	11	4	60
5:00	2	11	1	20	1	9	0	18	0	16	4	74
5:15	0	16	0	30	1	21	1	18	1	22	3	107
5:30	0	18	1	14	0	21	2	17	2	16	5	86
5:45	0	17	0	14	0	14	0	16	0	10	0	71
6:00	2	16	0	12	0	13	0	24	0	8	2	73
6:15	0	16	2	19	3	15	5	27	2	11	12	88
6:30	3	11	4	18	5	13	4	17	1	16	17	75
6:45	2	18	4	9	5	18	5	11	2	10	18	66
7:00	5	14	11	10	5	13	9	11	7	2	37	50
7:15	16	9	23	11	15	18	22	17	16	4	92	59
7:30	9	7	21	7	17	6	15	10	18	7	80	37
7:45	7	4	6	8	9	17	4	7	7	7	33	43
8:00	6	5	9	9	10	5	5	10	3	5	33	34
8:15	2	3	1	6	2	8	4	3	3	3	12	23
8:30	2	5	2	10	5	4	1	6	2	3	12	28
8:45	1	5	0	5	0	0	2	7	3	5	6	22
9:00	4	2	0	3	3	0	3	2	2	1	12	8
9:15	0	2	1	5	2	4	2	4	0	4	5	19
9:30	1	9	0	4	4	5	2	2	2	3	9	23
9:45	1	4	3	2	2	3	2	1	2	2	10	12
10:00	1	4	5	1	4	0	2	4	3	0	15	9
10:15	5	3	4	3	3	5	5	5	3	0	20	16
10:30	4	2	6	2	6	3	4	3	4	6	24	16
10:45	5	3	8	2	5	5	7	3	3	3	28	16
11:00	3	2	6	1	5	2	7	2	3	1	24	8
11:15	8	2	9	7	4	2	4	2	5	7	30	20
11:30	6	5	5	4	5	6	9	3	5	1	30	19
11:45	5	3	10	1	3	1	8	3	9	2	35	10
Totals	114	393	159	466	143	443	149	482	113	389	678	2173
Day Total	507		625		586		631		502		2851	
AM Pct	22.5%		25.4%		24.4%		23.6%		22.5%			

Peak Hour
 Peak Volume
 P.H.F

AECOM

7:00-8:00 AM	37	61	46	50	48	48
7:15-8:15 AM	38	59	51	46	44	48
7:30-8:30 AM	24	37	38	28	31	32
7:45-8:45 AM	17	18	26	14	15	18
8:00-9:00 AM	11	12	17	12	11	13

4:00-5:00 PM	41	65	58	55	55	55
4:15-5:15 PM	40	70	61	59	61	58
4:30-5:30 PM	45	82	56	65	71	64
4:45-5:45 PM	55	78	63	66	65	65
5:00-6:00 PM	62	78	65	69	64	68

Client: AECOM
 File Number:
 Route: PS-5a
 Location:

Site Ref: PS-5a
 Direction: IN

Count Date	10/10/2022		10/11/2022		10/12/2022		10/13/2022		10/14/2022			
Count Time	AM	PM	AM	PM	AM	PM	AM	PM	AM	PM	AM	PM
0:00	0	3	0	2	1	3	0	8	0	5	1	21
0:15	0	5	0	8	0	6	0	3	0	0	0	22
0:30	0	3	0	6	1	6	0	6	0	1	1	22
0:45	0	5	1	4	0	7	0	3	0	1	1	20
1:00	0	3	0	3	0	5	0	5	0	1	0	17
1:15	0	1	0	3	0	3	0	2	0	3	0	12
1:30	0	4	0	5	0	3	0	4	0	3	0	19
1:45	0	4	0	0	0	4	0	0	1	4	1	12
2:00	0	1	0	2	0	1	0	3	0	1	0	8
2:15	0	2	0	2	0	5	0	1	0	6	0	16
2:30	0	2	0	3	1	5	1	4	0	3	2	17
2:45	0	2	0	2	1	4	1	4	0	3	2	15
3:00	0	2	1	3	1	3	0	1	0	2	2	11
3:15	2	0	0	1	1	2	1	0	1	1	5	4
3:30	1	2	2	0	4	3	2	1	3	1	12	7
3:45	1	2	2	0	1	1	2	0	1	0	7	3
4:00	0	1	0	1	1	0	1	1	0	1	2	4
4:15	0	0	1	1	0	3	1	3	1	3	3	10
4:30	3	0	7	3	4	0	3	1	4	3	21	7
4:45	2	1	1	1	4	6	4	2	2	4	13	14
5:00	5	2	4	1	6	0	5	1	5	2	25	6
5:15	4	1	9	0	8	0	7	1	3	0	31	2
5:30	11	1	14	4	13	1	20	2	12	0	70	8
5:45	23	1	14	1	19	1	21	1	21	0	98	4
6:00	31	2	56	1	65	1	58	2	46	1	256	7
6:15	71	1	82	3	83	1	67	1	66	0	369	6
6:30	53	0	59	0	61	2	44	1	42	2	259	5
6:45	35	0	39	0	42	1	51	0	35	0	202	1
7:00	32	1	38	2	27	0	38	1	34	0	169	4
7:15	57	0	48	2	48	1	46	2	46	0	245	5
7:30	46	0	45	4	35	0	40	2	43	0	209	6
7:45	49	2	61	3	55	1	55	0	39	0	259	6
8:00	31	0	44	2	31	1	30	1	26	0	162	4
8:15	40	0	33	1	33	0	33	0	42	1	181	2
8:30	30	0	37	0	28	0	40	1	30	0	165	1
8:45	28	0	38	0	38	0	35	1	36	1	175	2
9:00	30	0	39	0	39	1	34	0	28	1	170	2
9:15	29	0	30	0	28	0	29	0	20	0	136	0
9:30	24	0	18	2	26	0	31	1	27	0	126	3
9:45	24	0	35	0	27	1	28	0	17	0	131	1
10:00	24	2	29	0	18	0	17	0	18	0	106	2
10:15	17	0	18	0	13	0	19	0	13	0	80	0
10:30	9	0	15	0	6	0	8	0	10	0	48	0
10:45	8	0	5	0	7	0	5	1	4	1	29	2
11:00	7	0	5	0	5	0	3	0	4	0	24	0
11:15	2	4	7	0	7	0	2	0	3	0	21	4
11:30	5	0	8	0	3	0	4	1	3	0	23	1
11:45	4	0	5	0	4	0	3	0	5	0	21	0
Totals	738	60	850	76	795	82	789	72	691	55	3863	345
Day Total	798		926		877		861		746		4208	
AM Pct	92.5%		91.8%		90.6%		91.6%		92.6%			

Peak Hour
 Peak Volume
 P.H.F

AECOM

7:00-8:00 AM	184	192	165	179	162	176
7:15-8:15 AM	183	198	169	171	154	175
7:30-8:30 AM	166	183	154	158	150	162
7:45-8:45 AM	150	175	147	158	137	153
8:00-9:00 AM	129	152	130	138	134	137

4:00-5:00 PM	2	6	9	7	11	7
4:15-5:15 PM	3	6	9	7	12	7
4:30-5:30 PM	4	5	6	5	9	6
4:45-5:45 PM	5	6	7	6	6	6
5:00-6:00 PM	5	6	2	5	2	4

Client: AECOM
 File Number:
 Route: PS-5a
 Location:

Site Ref: PS-5a
 Direction: OUT

Count Date	10/10/2022		10/11/2022		10/12/2022		10/13/2022		10/14/2022			
Count Time	AM	PM	AM	PM	AM	PM	AM	PM	AM	PM	AM	PM
0:00	0	3	4	4	1	6	1	4	2	5	8	22
0:15	0	3	2	7	0	4	0	9	0	4	2	27
0:30	0	7	0	8	2	5	1	8	0	9	3	37
0:45	0	7	0	6	0	4	0	7	1	6	1	30
1:00	1	5	1	7	0	2	0	5	0	6	2	25
1:15	0	9	0	6	0	4	0	6	0	7	0	32
1:30	0	7	0	2	0	5	0	7	0	10	0	31
1:45	0	5	0	12	0	10	0	11	0	9	0	47
2:00	0	7	0	5	0	5	0	8	0	9	0	34
2:15	0	4	0	10	0	15	0	4	0	12	0	45
2:30	0	9	0	22	1	9	0	6	0	11	1	57
2:45	0	14	0	10	0	14	1	16	0	16	1	70
3:00	0	18	0	12	0	13	0	22	0	13	0	78
3:15	0	26	0	27	0	40	0	23	0	20	0	136
3:30	0	27	0	32	2	20	0	32	0	29	2	140
3:45	0	22	0	26	0	33	0	36	0	26	0	143
4:00	0	30	0	29	0	28	0	27	0	29	0	143
4:15	0	27	0	39	1	29	0	33	0	27	1	155
4:30	0	35	0	39	0	32	0	29	0	31	0	166
4:45	0	46	0	36	0	47	0	40	0	28	0	197
5:00	0	43	0	50	0	51	0	54	0	50	0	248
5:15	0	49	0	61	0	44	0	53	0	58	0	265
5:30	1	44	1	36	0	43	0	44	0	28	2	195
5:45	1	53	0	38	1	35	1	34	1	39	4	199
6:00	1	40	1	26	1	35	1	38	0	26	4	165
6:15	1	24	0	39	0	33	0	23	2	24	3	143
6:30	1	23	7	26	2	19	2	30	0	22	12	120
6:45	0	28	2	24	1	27	0	19	1	21	4	119
7:00	0	17	1	18	0	21	3	30	1	15	5	101
7:15	3	30	1	29	2	21	5	30	0	27	11	137
7:30	2	30	1	37	2	50	2	46	5	27	12	190
7:45	1	24	0	22	1	32	2	25	0	17	4	120
8:00	0	14	0	8	3	18	5	12	2	12	10	64
8:15	2	11	1	18	1	9	1	4	1	11	6	53
8:30	0	7	3	10	0	5	0	4	1	6	4	32
8:45	2	3	1	4	1	1	0	2	1	3	5	13
9:00	0	3	1	2	0	5	1	1	0	2	2	13
9:15	1	4	1	4	1	7	0	2	1	5	4	22
9:30	1	1	0	10	2	1	3	3	0	3	6	18
9:45	3	3	1	4	2	3	0	2	3	1	9	13
10:00	1	2	1	4	2	5	3	3	0	2	7	16
10:15	4	0	16	0	1	1	3	1	2	3	26	5
10:30	1	2	11	2	4	5	2	0	5	1	23	10
10:45	0	0	6	0	8	1	3	1	0	5	17	7
11:00	2	0	2	2	5	1	0	3	2	4	11	10
11:15	3	3	8	3	5	1	0	1	3	1	19	9
11:30	2	6	5	0	5	1	5	1	5	1	22	9
11:45	2	3	5	1	7	1	4	1	2	0	20	6
Totals	36	778	83	817	64	801	49	800	41	721	273	3917
Day Total	814		900		865		849		762		4190	
AM Pct	4.4%		9.2%		7.4%		5.8%		5.4%			

Peak Hour
 Peak Volume
 P.H.F

AECOM

7:00-8:00 AM	6	3	5	12	6	6
7:15-8:15 AM	6	2	8	14	7	7
7:30-8:30 AM	5	2	7	10	8	6
7:45-8:45 AM	3	4	5	8	4	5
8:00-9:00 AM	4	5	5	6	5	5

4:00-5:00 PM	138	143	136	129	115	132
4:15-5:15 PM	151	164	159	156	136	153
4:30-5:30 PM	173	186	174	176	167	175
4:45-5:45 PM	182	183	185	191	164	181
5:00-6:00 PM	189	185	173	185	175	181

Client: AECOM
 File Number:
 Route: PS-5b
 Location:

Site Ref: PS-5b
 Direction: IN

Count Date	10/10/2022		10/11/2022		10/12/2022		10/13/2022		10/14/2022			
Count Time	AM	PM	AM	PM	AM	PM	AM	PM	AM	PM	AM	PM
0:00	0	2	2	3	0	2	0	1	0	2	2	10
0:15	0	3	0	1	0	4	0	3	0	3	0	14
0:30	0	4	0	3	0	5	0	5	0	2	0	19
0:45	0	9	0	5	0	1	0	6	0	6	0	27
1:00	0	2	1	1	0	3	0	1	0	2	1	9
1:15	0	1	0	1	0	3	0	1	0	4	0	10
1:30	0	1	1	3	0	3	0	3	1	3	2	13
1:45	0	2	0	0	0	0	0	1	0	1	0	4
2:00	0	0	0	4	0	1	0	1	0	0	0	6
2:15	0	1	1	3	1	2	1	3	1	1	4	10
2:30	1	2	0	3	1	0	0	0	0	1	2	6
2:45	2	1	1	1	1	4	1	2	1	1	6	9
3:00	0	1	0	2	1	0	0	0	0	2	1	5
3:15	0	1	1	0	0	4	2	0	1	1	4	6
3:30	0	1	2	0	1	2	0	1	1	1	4	5
3:45	0	2	0	2	0	1	0	1	0	0	0	6
4:00	0	1	1	3	0	1	0	2	0	4	1	11
4:15	1	0	1	0	2	1	2	0	3	3	9	4
4:30	1	1	2	2	1	3	2	1	1	4	7	11
4:45	2	1	1	3	1	1	0	0	0	5	4	10
5:00	2	0	1	1	1	1	2	1	1	0	7	3
5:15	6	0	4	2	5	0	5	2	4	1	24	5
5:30	6	0	6	4	6	1	9	1	6	1	33	7
5:45	6	0	10	0	10	0	8	1	11	1	45	2
6:00	8	1	6	2	8	1	9	2	9	1	40	7
6:15	14	4	14	0	11	1	9	0	1	0	49	5
6:30	8	0	9	0	12	1	12	0	13	1	54	2
6:45	10	0	6	1	6	0	5	1	5	3	32	5
7:00	4	0	6	0	6	0	7	2	7	0	30	2
7:15	8	2	8	2	9	1	8	1	4	2	37	8
7:30	9	1	11	2	11	2	5	0	9	1	45	6
7:45	4	1	8	1	9	2	7	2	11	0	39	6
8:00	9	4	3	0	5	0	8	0	7	0	32	4
8:15	6	1	6	1	9	0	2	0	5	3	28	5
8:30	4	1	4	0	12	0	4	1	5	1	29	3
8:45	6	1	13	0	6	0	9	2	6	0	40	3
9:00	8	1	9	0	9	0	14	1	9	1	49	3
9:15	6	0	7	1	9	0	6	0	5	1	33	2
9:30	3	0	9	0	8	0	6	1	4	0	30	1
9:45	7	0	11	0	8	0	6	0	6	0	38	0
10:00	4	0	6	0	4	0	10	0	9	0	33	0
10:15	7	1	5	0	8	2	6	1	4	0	30	4
10:30	3	0	5	2	4	0	3	1	3	1	18	4
10:45	2	0	2	0	3	0	1	0	5	1	13	1
11:00	6	1	6	2	5	0	5	3	6	1	28	7
11:15	5	1	6	1	1	0	1	2	5	0	18	4
11:30	2	2	3	0	2	0	4	0	2	2	13	4
11:45	2	1	3	0	4	0	4	0	3	0	16	1
Totals	172	59	201	62	200	53	183	57	174	68	930	299
Day Total	231		263		253		240		242		1229	
AM Pct	74.5%		76.4%		79.1%		76.3%		71.9%			

Peak Hour
 Peak Volume
 P.H.F

AECOM

7:00-8:00 AM	25	33	35	27	31	30
7:15-8:15 AM	30	30	34	28	31	31
7:30-8:30 AM	28	28	34	22	32	29
7:45-8:45 AM	23	21	35	21	28	26
8:00-9:00 AM	25	26	32	23	23	26

4:00-5:00 PM	3	8	6	3	16	7
4:15-5:15 PM	2	6	6	2	12	6
4:30-5:30 PM	2	8	5	4	10	6
4:45-5:45 PM	1	10	3	4	7	5
5:00-6:00 PM	0	7	2	5	3	3

Client: AECOM
 File Number:
 Route: PS-5b
 Location:

Site Ref: PS-5b
 Direction: OUT

Count Date	10/10/2022		10/11/2022		10/12/2022		10/13/2022		10/14/2022			
Count Time	AM	PM	AM	PM	AM	PM	AM	PM	AM	PM	AM	PM
0:00	0	2	1	0	0	1	1	0	0	1	2	4
0:15	0	2	1	2	0	0	0	1	0	3	1	8
0:30	0	3	0	3	0	4	0	1	1	1	1	12
0:45	0	2	0	2	0	2	0	1	0	1	0	8
1:00	0	1	1	0	0	2	0	1	0	0	1	4
1:15	0	1	0	1	0	3	0	5	0	1	0	11
1:30	0	4	0	3	0	2	0	3	2	3	2	15
1:45	0	1	0	2	0	3	0	3	0	2	0	11
2:00	0	1	1	1	0	0	0	1	0	3	1	6
2:15	0	1	0	2	0	3	0	3	0	1	0	10
2:30	0	7	0	5	0	2	0	3	0	2	0	19
2:45	0	1	0	1	0	5	0	1	0	1	0	9
3:00	0	2	0	3	0	1	0	4	0	4	0	14
3:15	0	1	1	7	1	3	0	1	0	6	2	18
3:30	0	2	0	2	0	3	0	1	1	4	1	12
3:45	0	2	0	2	0	1	0	2	0	2	0	9
4:00	0	4	0	2	0	3	0	5	0	0	0	14
4:15	0	5	0	8	0	4	0	2	0	2	0	21
4:30	0	5	1	8	1	4	2	3	1	1	5	21
4:45	0	1	0	3	0	6	0	8	0	5	0	23
5:00	0	3	0	5	0	4	0	1	0	1	0	14
5:15	1	3	0	9	0	8	0	6	0	8	1	34
5:30	0	5	0	8	0	2	0	1	0	3	0	19
5:45	2	2	2	4	1	3	2	5	1	5	8	19
6:00	1	7	0	7	3	6	4	4	1	7	9	31
6:15	0	7	1	2	2	6	1	1	1	7	5	23
6:30	0	4	1	7	1	4	0	9	0	5	2	29
6:45	0	2	0	5	0	6	0	3	0	1	0	17
7:00	0	4	0	2	0	6	0	5	0	5	0	22
7:15	0	4	1	4	0	6	2	10	0	6	3	30
7:30	1	6	2	5	1	4	0	3	1	3	5	21
7:45	2	6	2	2	3	1	1	2	0	2	8	13
8:00	0	3	1	1	1	2	0	3	0	1	2	10
8:15	3	0	0	1	0	1	0	0	0	1	3	3
8:30	0	2	0	0	1	2	1	1	1	0	3	5
8:45	0	3	0	0	1	0	0	2	0	0	1	5
9:00	0	1	1	1	0	0	0	3	1	1	2	6
9:15	0	1	0	2	0	2	0	1	0	2	0	8
9:30	1	0	0	0	1	5	0	3	3	1	5	9
9:45	1	0	1	1	1	0	0	1	0	2	3	4
10:00	1	0	3	0	2	1	3	2	1	0	10	3
10:15	0	0	0	1	1	1	2	0	0	0	3	2
10:30	1	1	1	1	0	0	0	2	0	0	2	4
10:45	2	0	1	0	1	0	0	0	4	0	8	0
11:00	0	0	2	1	0	1	0	2	1	3	3	7
11:15	0	1	4	1	0	0	0	2	1	0	5	4
11:30	0	0	1	0	2	0	0	2	0	0	3	2
11:45	3	0	2	1	2	1	3	0	0	0	10	2
Totals	19	113	32	128	26	124	22	123	21	107	120	595
Day Total	132		160		150		145		128		715	
AM Pct	14.4%		20.0%		17.3%		15.2%		16.4%			

Peak Hour
 Peak Volume
 P.H.F

AECOM

7:00-8:00 AM	3	5	4	3	1	3
7:15-8:15 AM	3	6	5	3	1	4
7:30-8:30 AM	6	5	5	1	1	4
7:45-8:45 AM	5	3	5	2	1	3
8:00-9:00 AM	3	1	3	1	1	2

4:00-5:00 PM	15	21	17	18	8	16
4:15-5:15 PM	14	24	18	14	9	16
4:30-5:30 PM	12	25	22	18	15	18
4:45-5:45 PM	12	25	20	16	17	18
5:00-6:00 PM	13	26	17	13	17	17

Appendix C

Peak-Hour Cordon Traffic Counts

STANFORD UNIVERSITY TRAFFIC COUNTS

AM COUNT TIME	DATE COUNTED	DAY OF THE WEEK	PEAK HOUR	WEATHER
FROM: 7:00 AM TO: 9:00 AM	April 11, 2022	Monday	FROM: 7:45 AM TO: 8:45 AM	Cloudy

TIME		COUNT LOCATION															
		1		2		3		4		5		6*		7		8	
FROM:	TO:	IN	OUT	IN	OUT	IN	OUT	IN	OUT	IN	OUT	IN	OUT	IN	OUT	IN	OUT
7:00 AM	8:00 AM	389		404		168		103		281				240		157	
7:15 AM	8:15 AM	471		442		179		93		309				276		177	
7:30 AM	8:30 AM	553		504		180		93		366				292		200	
7:45 AM	8:45 AM	594		498		163		89		408				286		230	
8:00 AM	9:00 AM	623		477		150		86		445				260		245	

* One way roadway (outbound only)

TIME		COUNT LOCATION																TOTAL
		9		10		11		12		13		14		15		16		
FROM:	TO:	IN	OUT	IN	OUT	IN	OUT	IN	OUT	IN	OUT	IN	OUT	IN	OUT	IN	OUT	IN
7:00 AM	8:00 AM	21		6		28		17		235		36		18		118		2,221
7:15 AM	8:15 AM	26		10		65		32		304		46		27		151		2,608
7:30 AM	8:30 AM	35		12		68		28		350		51		28		197		2,957
7:45 AM	8:45 AM	34		14		67		27		374		65		24		248		3,121
8:00 AM	9:00 AM	40		13		50		21		352		64		19		258		3,103

TOTAL PEAK HOUR TRAFFIC: 3,121

Notes:



STANFORD UNIVERSITY TRAFFIC COUNTS

AM COUNT TIME
FROM: 7:00 AM
TO: 9:00 AM

DATE COUNTED
 April 12, 2022

DAY OF THE WEEK
 Tuesday

PEAK HOUR
FROM: 8:00 AM
TO: 9:00 AM

WEATHER
 Cloudy

TIME		COUNT LOCATION															
		1		2		3		4		5		6*		7		8	
FROM:	TO:	IN	OUT	IN	OUT	IN	OUT	IN	OUT	IN	OUT	IN	OUT	IN	OUT	IN	OUT
7:00 AM	8:00 AM	377		451		160		103		277				263		157	
7:15 AM	8:15 AM	493		485		167		93		299				293		177	
7:30 AM	8:30 AM	568		519		177		93		344				338		200	
7:45 AM	8:45 AM	600		504		172		89		371				358		230	
8:00 AM	9:00 AM	612		522		166		86		415				334		245	

* One way roadway (outbound only)

TIME		COUNT LOCATION																TOTAL
		9		10		11		12		13		14		15		16		
FROM:	TO:	IN	OUT	IN	OUT	IN	OUT	IN	OUT	IN	OUT	IN	OUT	IN	OUT	IN	OUT	IN
7:00 AM	8:00 AM	25		5		29		16		243		42		25		174		2,347
7:15 AM	8:15 AM	28		11		61		32		328		59		29		212		2,767
7:30 AM	8:30 AM	37		11		66		32		376		60		28		256		3,105
7:45 AM	8:45 AM	37		13		70		27		398		59		28		282		3,238
8:00 AM	9:00 AM	41		13		52		23		422		58		17		275		3,281

TOTAL PEAK HOUR TRAFFIC: 3,281

Notes:



STANFORD UNIVERSITY TRAFFIC COUNTS

AM COUNT TIME
FROM: 7:00 AM
TO: 9:00 AM

DATE COUNTED
 April 13, 2022

DAY OF THE WEEK
 Wednesday

PEAK HOUR
FROM: 8:00 AM
TO: 9:00 AM

WEATHER
 Cloudy

TIME		COUNT LOCATION															
		1		2		3		4		5		6*		7		8	
FROM:	TO:	IN	OUT	IN	OUT	IN	OUT	IN	OUT	IN	OUT	IN	OUT	IN	OUT	IN	OUT
7:00 AM	8:00 AM	373		453		159		103		257				239		157	
7:15 AM	8:15 AM	463		480		162		93		302				264		177	
7:30 AM	8:30 AM	531		511		186		93		340				304		200	
7:45 AM	8:45 AM	548		528		185		89		387				322		230	
8:00 AM	9:00 AM	587		491		186		86		432				307		245	

* One way roadway (outbound only)

TIME		COUNT LOCATION																TOTAL
		9		10		11		12		13		14		15		16		
FROM:	TO:	IN	OUT	IN	OUT	IN	OUT	IN	OUT	IN	OUT	IN	OUT	IN	OUT	IN	OUT	IN
7:00 AM	8:00 AM	29		1		32		14		228		36		22		133		2,236
7:15 AM	8:15 AM	24		7		75		25		301		45		22		178		2,618
7:30 AM	8:30 AM	39		9		76		26		327		46		21		230		2,939
7:45 AM	8:45 AM	43		11		77		22		350		43		16		273		3,124
8:00 AM	9:00 AM	46		13		56		18		361		47		12		278		3,165

TOTAL PEAK HOUR TRAFFIC: 3,165

Notes:



STANFORD UNIVERSITY TRAFFIC COUNTS

AM COUNT TIME
FROM: 7:00 AM
TO: 9:00 AM

DATE COUNTED
 April 14, 2022

DAY OF THE WEEK
 Thursday

PEAK HOUR
FROM: 7:45 AM
TO: 8:45 AM

WEATHER
 Cloudy

TIME		COUNT LOCATION															
		1		2		3		4		5		6*		7		8	
FROM:	TO:	IN	OUT	IN	OUT	IN	OUT	IN	OUT	IN	OUT	IN	OUT	IN	OUT	IN	OUT
7:00 AM	8:00 AM	381		444		160		79		272				228		151	
7:15 AM	8:15 AM	457		493		176		87		296				244		187	
7:30 AM	8:30 AM	528		515		173		91		342				272		206	
7:45 AM	8:45 AM	572		520		159		101		406				278		223	
8:00 AM	9:00 AM	588		493		140		101		416				265		215	

* One way roadway (outbound only)

TIME		COUNT LOCATION																TOTAL
		9		10		11		12		13		14		15		16		
FROM:	TO:	IN	OUT	IN	OUT	IN	OUT	IN	OUT	IN	OUT	IN	OUT	IN	OUT	IN	OUT	IN
7:00 AM	8:00 AM	21		2		25		10		231		29		21		125		2,179
7:15 AM	8:15 AM	30		4		66		26		287		50		23		170		2,596
7:30 AM	8:30 AM	40		9		68		27		335		55		23		219		2,903
7:45 AM	8:45 AM	49		12		68		20		347		64		21		255		3,095
8:00 AM	9:00 AM	56		17		52		19		359		62		14		258		3,055

TOTAL PEAK HOUR TRAFFIC: 3,095

Notes:



STANFORD UNIVERSITY TRAFFIC COUNTS

AM COUNT TIME
FROM: 7:00 AM
TO: 9:00 AM

DATE COUNTED
 April 15, 2022

DAY OF THE WEEK
 Thursday

PEAK HOUR
FROM: 7:45 AM
TO: 8:45 AM

WEATHER
 Cloudy

TIME		COUNT LOCATION															
		1		2		3		4		5		6*		7		8	
FROM:	TO:	IN	OUT	IN	OUT	IN	OUT	IN	OUT	IN	OUT	IN	OUT	IN	OUT	IN	OUT
7:00 AM	8:00 AM	326		393		153		103		215				213		157	
7:15 AM	8:15 AM	408		408		164		93		232				231		177	
7:30 AM	8:30 AM	439		419		159		93		278				240		200	
7:45 AM	8:45 AM	473		409		147		89		315				243		230	
8:00 AM	9:00 AM	457		366		137		86		357				230		245	

* One way roadway (outbound only)

TIME		COUNT LOCATION																TOTAL
		9		10		11		12		13		14		15		16		
FROM:	TO:	IN	OUT	IN	OUT	IN	OUT	IN	OUT	IN	OUT	IN	OUT	IN	OUT	IN	OUT	IN
7:00 AM	8:00 AM	31		3		30		15		206		22		27		127		2,021
7:15 AM	8:15 AM	33		8		64		31		254		42		24		164		2,333
7:30 AM	8:30 AM	46		13		64		32		289		43		21		176		2,512
7:45 AM	8:45 AM	52		15		66		26		300		48		15		208		2,636
8:00 AM	9:00 AM	59		18		49		19		280		51		9		221		2,584

TOTAL PEAK HOUR TRAFFIC: 2,636

Notes:



STANFORD UNIVERSITY TRAFFIC COUNTS

PM COUNT TIME
FROM: 4:00 PM
TO: 6:00 PM

DATE COUNTED
 April 11, 2022

DAY OF THE WEEK
 Monday

PEAK HOUR
FROM: 4:45 PM
TO: 5:45 PM

WEATHER
 Mostly Cloudy

TIME		COUNT LOCATION															
		1		2		3		4		5		6		7		8	
FROM:	TO:	IN	OUT	IN	OUT	IN	OUT	IN	OUT	IN	OUT	IN	OUT	IN	OUT	IN	OUT
4:00 PM	5:00 PM		563		462		144		123		259		15		387		283
4:15 PM	5:15 PM		587		473		154		133		319		22		428		296
4:30 PM	5:30 PM		613		512		147		139		354		26		469		318
4:45 PM	5:45 PM		655		508		147		143		363		26		503		318
5:00 PM	6:00 PM		624		507		142		151		372		25		495		311

TIME		COUNT LOCATION																TOTAL
		9		10		11		12		13		14		15		16		
FROM:	TO:	IN	OUT	IN	OUT	IN	OUT	IN	OUT	IN	OUT	IN	OUT	IN	OUT	IN	OUT	OUT
4:00 PM	5:00 PM		40		20		22		15		346		51		8		240	2978
4:15 PM	5:15 PM		40		24		20		14		372		50		6		235	3173
4:30 PM	5:30 PM		37		33		21		15		374		48		6		258	3370
4:45 PM	5:45 PM		43		37		19		17		378		53		6		237	3453
5:00 PM	6:00 PM		51		37		25		16		382		61		5		248	3452

TOTAL PEAK HOUR TRAFFIC: 3453

Notes



STANFORD UNIVERSITY TRAFFIC COUNTS

PM COUNT TIME
FROM: 4:00 PM
TO: 6:00 PM

DATE COUNTED
 April 12, 2022

DAY OF THE WEEK
 Tuesday

PEAK HOUR
FROM: 5:00 PM
TO: 6:00 PM

WEATHER
 Mostly Cloudy

TIME		COUNT LOCATION															
		1		2		3		4		5		6		7		8	
FROM:	TO:	IN	OUT	IN	OUT	IN	OUT	IN	OUT	IN	OUT	IN	OUT	IN	OUT	IN	OUT
4:00 PM	5:00 PM		625		414		120		157		286		33		409		278
4:15 PM	5:15 PM		659		458		160		156		332		32		447		289
4:30 PM	5:30 PM		700		475		170		167		388		38		487		281
4:45 PM	5:45 PM		712		503		167		173		409		40		514		271
5:00 PM	6:00 PM		703		528		170		169		426		35		536		292

TIME		COUNT LOCATION																TOTAL
		9		10		11		12		13		14		15		16		
FROM:	TO:	IN	OUT	IN	OUT	IN	OUT	IN	OUT	IN	OUT	IN	OUT	IN	OUT	IN	OUT	OUT
4:00 PM	5:00 PM		43		26		21		21		350		62		13		279	3137
4:15 PM	5:15 PM		38		33		25		21		372		60		13		312	3407
4:30 PM	5:30 PM		45		34		26		16		402		69		12		329	3639
4:45 PM	5:45 PM		46		40		27		11		441		67		11		321	3753
5:00 PM	6:00 PM		44		41		29		15		430		77		9		311	3815

TOTAL PEAK HOUR TRAFFIC: 3815

Notes



STANFORD UNIVERSITY TRAFFIC COUNTS

PM COUNT TIME
FROM: 4:00 PM
TO: 6:00 PM

DATE COUNTED
 April 13, 2022

DAY OF THE WEEK
 Wednesday

PEAK HOUR
FROM: 4:45 PM
TO: 5:45 PM

WEATHER
 Mostly Cloudy

TIME		COUNT LOCATION															
		1		2		3		4		5		6		7		8	
FROM:	TO:	IN	OUT	IN	OUT	IN	OUT	IN	OUT	IN	OUT	IN	OUT	IN	OUT	IN	OUT
4:00 PM	5:00 PM		616		441		135		155		340		16		384		298
4:15 PM	5:15 PM		609		503		143		168		369		17		457		315
4:30 PM	5:30 PM		672		547		146		165		397		25		505		305
4:45 PM	5:45 PM		726		544		180		165		410		24		509		317
5:00 PM	6:00 PM		735		532		191		149		402		20		513		322

TIME		COUNT LOCATION																TOTAL
		9		10		11		12		13		14		15		16		
FROM:	TO:	IN	OUT	IN	OUT	IN	OUT	IN	OUT	IN	OUT	IN	OUT	IN	OUT	IN	OUT	OUT
4:00 PM	5:00 PM		40		30		25		17		322		58		7		270	3154
4:15 PM	5:15 PM		45		33		28		15		347		56		8		297	3410
4:30 PM	5:30 PM		53		31		28		13		377		58		8		331	3661
4:45 PM	5:45 PM		49		25		24		15		396		60		7		337	3788
5:00 PM	6:00 PM		52		29		22		12		417		60		7		315	3778

TOTAL PEAK HOUR TRAFFIC: 3788

Notes



STANFORD UNIVERSITY TRAFFIC COUNTS

PM COUNT TIME
FROM: 4:00 PM
TO: 6:00 PM

DATE COUNTED
 April 14, 2022

DAY OF THE WEEK
 Thursday

PEAK HOUR
FROM: 4:45 PM
TO: 5:45 PM

WEATHER
 Mostly Cloudy

TIME		COUNT LOCATION															
		1		2		3		4		5		6		7		8	
FROM:	TO:	IN	OUT	IN	OUT	IN	OUT	IN	OUT	IN	OUT	IN	OUT	IN	OUT	IN	OUT
4:00 PM	5:00 PM		604		434		138		144		306		11		362		263
4:15 PM	5:15 PM		642		480		156		146		359		15		386		290
4:30 PM	5:30 PM		681		516		155		150		382		19		431		322
4:45 PM	5:45 PM		698		511		174		159		396		20		460		325
5:00 PM	6:00 PM		679		516		174		155		408		17		450		335

TIME		COUNT LOCATION																TOTAL
		9		10		11		12		13		14		15		16		
FROM:	TO:	IN	OUT	IN	OUT	IN	OUT	IN	OUT	IN	OUT	IN	OUT	IN	OUT	IN	OUT	OUT
4:00 PM	5:00 PM		35		26		18		12		323		67		8		258	3009
4:15 PM	5:15 PM		44		27		19		14		387		64		8		267	3304
4:30 PM	5:30 PM		55		26		22		10		423		73		5		266	3536
4:45 PM	5:45 PM		58		28		19		11		444		74		4		267	3648
5:00 PM	6:00 PM		64		29		26		13		440		69		7		256	3638

TOTAL PEAK HOUR TRAFFIC: 3648

Notes



STANFORD UNIVERSITY TRAFFIC COUNTS

PM COUNT TIME
FROM: 4:00 PM
TO: 6:00 PM

DATE COUNTED
 April 15, 2022

DAY OF THE WEEK
 Friday

PEAK HOUR
FROM: 4:30 PM
TO: 5:30 PM

WEATHER
 Mostly Cloudy

TIME		COUNT LOCATION															
		1		2		3		4		5		6		7		8	
FROM:	TO:	IN	OUT	IN	OUT	IN	OUT	IN	OUT	IN	OUT	IN	OUT	IN	OUT	IN	OUT
4:00 PM	5:00 PM		547		376		133		151		343		18		394		338
4:15 PM	5:15 PM		528		401		133		167		349		15		412		353
4:30 PM	5:30 PM		575		424		136		176		389		19		422		363
4:45 PM	5:45 PM		582		415		124		162		363		18		420		346
5:00 PM	6:00 PM		600		427		130		153		345		18		417		335

TIME		COUNT LOCATION																TOTAL
		9		10		11		12		13		14		15		16		
FROM:	TO:	IN	OUT	IN	OUT	IN	OUT	IN	OUT	IN	OUT	IN	OUT	IN	OUT	IN	OUT	OUT
4:00 PM	5:00 PM		59		41		34		15		309		64		10		278	3110
4:15 PM	5:15 PM		59		44		36		16		323		60		11		307	3214
4:30 PM	5:30 PM		64		43		32		14		358		54		12		328	3409
4:45 PM	5:45 PM		65		30		29		17		388		59		11		333	3362
5:00 PM	6:00 PM		72		35		29		16		410		62		5		308	3362

TOTAL PEAK HOUR TRAFFIC: 3409

Notes



STANFORD UNIVERSITY TRAFFIC COUNTS

AM COUNT TIME
FROM: 7:00 AM
TO: 9:00 AM

DATE COUNTED
 April 18, 2022

DAY OF THE WEEK
 Monday

PEAK HOUR
FROM: 7:45 AM
TO: 8:45 AM

WEATHER
 Cloudy

TIME		COUNT LOCATION															
		1		2		3		4		5		6*		7		8	
FROM:	TO:	IN	OUT	IN	OUT	IN	OUT	IN	OUT	IN	OUT	IN	OUT	IN	OUT	IN	OUT
7:00 AM	8:00 AM	361		423		156		108		269				247		159	
7:15 AM	8:15 AM	445		479		180		116		283				276		189	
7:30 AM	8:30 AM	499		504		166		105		339				271		208	
7:45 AM	8:45 AM	526		476		168		98		377				280		232	
8:00 AM	9:00 AM	532		454		159		91		427				258		237	

* One way roadway (outbound only)

TIME		COUNT LOCATION																TOTAL
		9		10		11		12		13		14		15		16		
FROM:	TO:	IN	OUT	IN	OUT	IN	OUT	IN	OUT	IN	OUT	IN	OUT	IN	OUT	IN	OUT	IN
7:00 AM	8:00 AM	32		1		30		12		233		40		23		148		2,242
7:15 AM	8:15 AM	35		3		67		32		302		54		22		197		2,680
7:30 AM	8:30 AM	43		8		75		31		320		58		23		250		2,900
7:45 AM	8:45 AM	46		15		80		29		315		66		17		273		2,998
8:00 AM	9:00 AM	49		18		65		26		323		68		16		263		2,986

TOTAL PEAK HOUR TRAFFIC: 2,998

Notes:



STANFORD UNIVERSITY TRAFFIC COUNTS

AM COUNT TIME
FROM: 7:00 AM
TO: 9:00 AM

DATE COUNTED
 April 19, 2022

DAY OF THE WEEK
 Tuesday

PEAK HOUR
FROM: 8:00 AM
TO: 9:00 AM

WEATHER
 Cloudy

TIME		COUNT LOCATION															
		1		2		3		4		5		6*		7		8	
FROM:	TO:	IN	OUT	IN	OUT	IN	OUT	IN	OUT	IN	OUT	IN	OUT	IN	OUT	IN	OUT
7:00 AM	8:00 AM	409		441		193		108		266				227		159	
7:15 AM	8:15 AM	486		467		206		116		275				252		189	
7:30 AM	8:30 AM	550		484		227		105		302				271		208	
7:45 AM	8:45 AM	590		516		234		98		330				299		232	
8:00 AM	9:00 AM	596		499		233		91		356				280		237	

* One way roadway (outbound only)

TIME		COUNT LOCATION																TOTAL
		9		10		11		12		13		14		15		16		
FROM:	TO:	IN	OUT	IN	OUT	IN	OUT	IN	OUT	IN	OUT	IN	OUT	IN	OUT	IN	OUT	IN
7:00 AM	8:00 AM	32		3		29		15		256		31		25		150		2,344
7:15 AM	8:15 AM	39		6		66		30		325		47		25		192		2,721
7:30 AM	8:30 AM	44		10		67		31		343		54		28		218		2,942
7:45 AM	8:45 AM	56		9		73		24		371		62		25		259		3,178
8:00 AM	9:00 AM	55		13		57		23		408		68		20		278		3,214

TOTAL PEAK HOUR TRAFFIC: 3,214

Notes:



STANFORD UNIVERSITY TRAFFIC COUNTS

AM COUNT TIME
FROM: 7:00 AM
TO: 9:00 AM

DATE COUNTED
 April 20, 2022

DAY OF THE WEEK
 Wednesday

PEAK HOUR
FROM: 8:00 AM
TO: 9:00 AM

WEATHER
 Cloudy

TIME		COUNT LOCATION															
		1		2		3		4		5		6*		7		8	
FROM:	TO:	IN	OUT	IN	OUT	IN	OUT	IN	OUT	IN	OUT	IN	OUT	IN	OUT	IN	OUT
7:00 AM	8:00 AM	406		435		210		108		255				209		159	
7:15 AM	8:15 AM	484		471		213		116		285				238		189	
7:30 AM	8:30 AM	547		493		219		105		319				279		208	
7:45 AM	8:45 AM	556		473		208		98		365				300		232	
8:00 AM	9:00 AM	607		447		202		91		407				301		237	

* One way roadway (outbound only)

TIME		COUNT LOCATION																TOTAL
		9		10		11		12		13		14		15		16		
FROM:	TO:	IN	OUT	IN	OUT	IN	OUT	IN	OUT	IN	OUT	IN	OUT	IN	OUT	IN	OUT	IN
7:00 AM	8:00 AM	25		8		32		13		242		45		19		144		2,310
7:15 AM	8:15 AM	32		10		71		34		311		60		26		188		2,728
7:30 AM	8:30 AM	34		12		75		36		326		69		28		245		2,995
7:45 AM	8:45 AM	48		15		74		29		365		69		31		282		3,145
8:00 AM	9:00 AM	58		15		53		27		380		68		23		284		3,200

TOTAL PEAK HOUR TRAFFIC: 3,200

Notes:



STANFORD UNIVERSITY TRAFFIC COUNTS

AM COUNT TIME
FROM: 7:00 AM
TO: 9:00 AM

DATE COUNTED
 April 21, 2022

DAY OF THE WEEK
 Thursday

PEAK HOUR
FROM: 7:45 AM
TO: 8:45 AM

WEATHER
 Cloudy

TIME		COUNT LOCATION															
		1		2		3		4		5		6*		7		8	
FROM:	TO:	IN	OUT	IN	OUT	IN	OUT	IN	OUT	IN	OUT	IN	OUT	IN	OUT	IN	OUT
7:00 AM	8:00 AM	406		457		191		108		259				234		159	
7:15 AM	8:15 AM	478		474		216		116		286				262		189	
7:30 AM	8:30 AM	537		496		216		105		325				279		208	
7:45 AM	8:45 AM	583		493		224		98		375				292		232	
8:00 AM	9:00 AM	566		459		227		91		405				297		237	

* One way roadway (outbound only)

TIME		COUNT LOCATION																TOTAL
		9		10		11		12		13		14		15		16		
FROM:	TO:	IN	OUT	IN	OUT	IN	OUT	IN	OUT	IN	OUT	IN	OUT	IN	OUT	IN	OUT	IN
7:00 AM	8:00 AM	34		8		25		17		252		42		20		140		2,352
7:15 AM	8:15 AM	36		8		68		36		307		54		23		181		2,734
7:30 AM	8:30 AM	43		14		74		41		352		61		22		223		2,996
7:45 AM	8:45 AM	46		12		78		36		373		65		20		256		3,183
8:00 AM	9:00 AM	50		14		58		31		396		60		20		272		3,183

TOTAL PEAK HOUR TRAFFIC: 3,183

Notes:



STANFORD UNIVERSITY TRAFFIC COUNTS

AM COUNT TIME
FROM: 7:00 AM
TO: 9:00 AM

DATE COUNTED
 April 22, 2022

DAY OF THE WEEK
 Thursday

PEAK HOUR
FROM: 7:45 AM
TO: 8:45 AM

WEATHER
 Cloudy

TIME		COUNT LOCATION															
		1		2		3		4		5		6*		7		8	
FROM:	TO:	IN	OUT	IN	OUT	IN	OUT	IN	OUT	IN	OUT	IN	OUT	IN	OUT	IN	OUT
7:00 AM	8:00 AM	350		390		206		108		254				214		159	
7:15 AM	8:15 AM	411		416		234		116		268				241		189	
7:30 AM	8:30 AM	460		422		249		105		266				252		208	
7:45 AM	8:45 AM	509		417		231		98		327				266		232	
8:00 AM	9:00 AM	512		377		235		91		349				269		237	

* One way roadway (outbound only)

TIME		COUNT LOCATION																TOTAL
		9		10		11		12		13		14		15		16		
FROM:	TO:	IN	OUT	IN	OUT	IN	OUT	IN	OUT	IN	OUT	IN	OUT	IN	OUT	IN	OUT	IN
7:00 AM	8:00 AM	26		5		36		8		227		27		22		123		2,155
7:15 AM	8:15 AM	35		6		73		25		303		42		28		158		2,545
7:30 AM	8:30 AM	50		10		76		29		309		45		24		199		2,704
7:45 AM	8:45 AM	56		9		80		31		322		52		24		222		2,876
8:00 AM	9:00 AM	58		6		59		31		325		57		22		241		2,869

TOTAL PEAK HOUR TRAFFIC: 2,876

Notes:



STANFORD UNIVERSITY TRAFFIC COUNTS

PM COUNT TIME
FROM: 4:00 PM
TO: 6:00 PM

DATE COUNTED
 April 18, 2022

DAY OF THE WEEK
 Monday

PEAK HOUR
FROM: 4:45 PM
TO: 5:45 PM

WEATHER
 Mostly Cloudy

TIME		COUNT LOCATION															
		1		2		3		4		5		6		7		8	
FROM:	TO:	IN	OUT	IN	OUT	IN	OUT	IN	OUT	IN	OUT	IN	OUT	IN	OUT	IN	OUT
4:00 PM	5:00 PM		511		414		133		161		326		14		363		240
4:15 PM	5:15 PM		532		447		144		158		343		16		426		262
4:30 PM	5:30 PM		620		473		145		145		391		16		445		289
4:45 PM	5:45 PM		640		499		125		146		382		21		463		297
5:00 PM	6:00 PM		648		481		125		152		405		24		434		302

TIME		COUNT LOCATION																TOTAL
		9		10		11		12		13		14		15		16		
FROM:	TO:	IN	OUT	IN	OUT	IN	OUT	IN	OUT	IN	OUT	IN	OUT	IN	OUT	IN	OUT	OUT
4:00 PM	5:00 PM		42		29		25		14		329		70		6		242	2919
4:15 PM	5:15 PM		40		36		28		16		352		73		7		261	3141
4:30 PM	5:30 PM		45		34		29		15		377		73		6		277	3380
4:45 PM	5:45 PM		53		34		25		15		385		74		5		259	3423
5:00 PM	6:00 PM		47		37		27		15		357		64		6		271	3395

TOTAL PEAK HOUR TRAFFIC: 3423

Notes



STANFORD UNIVERSITY TRAFFIC COUNTS

PM COUNT TIME
FROM: 4:00 PM
TO: 6:00 PM

DATE COUNTED
 April 19, 2022

DAY OF THE WEEK
 Tuesday

PEAK HOUR
FROM: 4:45 PM
TO: 5:45 PM

WEATHER
 Mostly Cloudy

TIME		COUNT LOCATION															
		1		2		3		4		5		6		7		8	
FROM:	TO:	IN	OUT	IN	OUT	IN	OUT	IN	OUT	IN	OUT	IN	OUT	IN	OUT	IN	OUT
4:00 PM	5:00 PM		630		432		166		151		312		22		393		270
4:15 PM	5:15 PM		658		465		168		148		349		24		427		280
4:30 PM	5:30 PM		722		507		173		163		410		32		461		285
4:45 PM	5:45 PM		714		495		176		168		393		30		488		311
5:00 PM	6:00 PM		711		499		167		175		383		30		458		321

TIME		COUNT LOCATION																TOTAL
		9		10		11		12		13		14		15		16		
FROM:	TO:	IN	OUT	IN	OUT	IN	OUT	IN	OUT	IN	OUT	IN	OUT	IN	OUT	IN	OUT	OUT
4:00 PM	5:00 PM		43		31		22		12		367		63		6		259	3179
4:15 PM	5:15 PM		43		27		24		10		375		61		4		263	3326
4:30 PM	5:30 PM		50		28		21		11		371		59		7		283	3583
4:45 PM	5:45 PM		45		26		23		13		375		57		8		284	3606
5:00 PM	6:00 PM		46		28		24		11		371		64		10		281	3579

TOTAL PEAK HOUR TRAFFIC: 3606

Notes



STANFORD UNIVERSITY TRAFFIC COUNTS

PM COUNT TIME
FROM: 4:00 PM
TO: 6:00 PM

DATE COUNTED
 April 20, 2022

DAY OF THE WEEK
 Wednesday

PEAK HOUR
FROM: 4:45 PM
TO: 5:45 PM

WEATHER
 Mostly Cloudy

TIME		COUNT LOCATION															
		1		2		3		4		5		6		7		8	
FROM:	TO:	IN	OUT	IN	OUT	IN	OUT	IN	OUT	IN	OUT	IN	OUT	IN	OUT	IN	OUT
4:00 PM	5:00 PM		620		428		122		138		374		20		387		305
4:15 PM	5:15 PM		637		481		137		153		398		25		440		306
4:30 PM	5:30 PM		701		491		139		169		452		31		465		316
4:45 PM	5:45 PM		717		511		146		166		455		31		489		302
5:00 PM	6:00 PM		702		531		153		167		422		32		497		279

TIME		COUNT LOCATION																TOTAL
		9		10		11		12		13		14		15		16		
FROM:	TO:	IN	OUT	IN	OUT	IN	OUT	IN	OUT	IN	OUT	IN	OUT	IN	OUT	IN	OUT	OUT
4:00 PM	5:00 PM		37		26		22		19		364		57		14		241	3174
4:15 PM	5:15 PM		47		28		27		17		408		62		9		277	3452
4:30 PM	5:30 PM		50		36		25		22		438		66		9		275	3685
4:45 PM	5:45 PM		46		39		28		16		432		67		6		280	3731
5:00 PM	6:00 PM		46		43		36		18		417		74		5		301	3723

TOTAL PEAK HOUR TRAFFIC: 3731

Notes



STANFORD UNIVERSITY TRAFFIC COUNTS

PM COUNT TIME
FROM: 4:00 PM
TO: 6:00 PM

DATE COUNTED
 April 21, 2022

DAY OF THE WEEK
 Thursday

PEAK HOUR
FROM: 4:45 PM
TO: 5:45 PM

WEATHER
 Mostly Cloudy

TIME		COUNT LOCATION															
		1		2		3		4		5		6		7		8	
FROM:	TO:	IN	OUT	IN	OUT	IN	OUT	IN	OUT	IN	OUT	IN	OUT	IN	OUT	IN	OUT
4:00 PM	5:00 PM		579		387		151		142		349		15		381		300
4:15 PM	5:15 PM		631		428		138		146		401		17		416		305
4:30 PM	5:30 PM		683		484		146		148		415		23		462		330
4:45 PM	5:45 PM		718		482		137		158		442		23		457		348
5:00 PM	6:00 PM		674		493		137		155		443		20		431		338

TIME		COUNT LOCATION																TOTAL
		9		10		11		12		13		14		15		16		
FROM:	TO:	IN	OUT	IN	OUT	IN	OUT	IN	OUT	IN	OUT	IN	OUT	IN	OUT	IN	OUT	OUT
4:00 PM	5:00 PM		48		33		20		14		346		71		6		242	3084
4:15 PM	5:15 PM		43		33		22		15		417		72		3		254	3341
4:30 PM	5:30 PM		43		33		24		18		402		70		5		284	3570
4:45 PM	5:45 PM		51		26		29		19		440		72		7		290	3699
5:00 PM	6:00 PM		59		32		32		23		454		71		9		300	3671

TOTAL PEAK HOUR TRAFFIC: 3699

Notes



STANFORD UNIVERSITY TRAFFIC COUNTS

PM COUNT TIME
FROM: 4:00 PM
TO: 6:00 PM

DATE COUNTED
 April 22, 2022

DAY OF THE WEEK
 Friday

PEAK HOUR
FROM: 4:45 PM
TO: 5:45 PM

WEATHER
 Mostly Cloudy

TIME		COUNT LOCATION															
		1		2		3		4		5		6		7		8	
FROM:	TO:	IN	OUT	IN	OUT	IN	OUT	IN	OUT	IN	OUT	IN	OUT	IN	OUT	IN	OUT
4:00 PM	5:00 PM		581		416		137		140		335		14		371		284
4:15 PM	5:15 PM		599		438		147		149		367		19		410		283
4:30 PM	5:30 PM		591		462		158		168		380		20		429		290
4:45 PM	5:45 PM		589		455		142		156		381		16		439		328
5:00 PM	6:00 PM		562		424		145		156		395		17		431		343

TIME		COUNT LOCATION																TOTAL
		9		10		11		12		13		14		15		16		
FROM:	TO:	IN	OUT	IN	OUT	IN	OUT	IN	OUT	IN	OUT	IN	OUT	IN	OUT	IN	OUT	OUT
4:00 PM	5:00 PM		35		21		30		18		313		85		13		266	3059
4:15 PM	5:15 PM		44		21		26		16		334		68		9		297	3227
4:30 PM	5:30 PM		38		30		33		13		361		61		9		319	3362
4:45 PM	5:45 PM		49		33		29		9		358		56		7		323	3370
5:00 PM	6:00 PM		47		41		33		13		382		54		5		315	3363

TOTAL PEAK HOUR TRAFFIC: 3370

Notes



STANFORD UNIVERSITY TRAFFIC COUNTS

AM COUNT TIME
FROM: 7:00 AM
TO: 9:00 AM

DATE COUNTED
 April 25, 2022

DAY OF THE WEEK
 Monday

PEAK HOUR
FROM: 7:45 AM
TO: 8:45 AM

WEATHER
 Cloudy

TIME		COUNT LOCATION															
		1		2		3		4		5		6*		7		8	
FROM:	TO:	IN	OUT	IN	OUT	IN	OUT	IN	OUT	IN	OUT	IN	OUT	IN	OUT	IN	OUT
7:00 AM	8:00 AM	194	646	420		250		129		255				239		161	
7:15 AM	8:15 AM	216		448		245		126		253				261		185	
7:30 AM	8:30 AM	227		464		250		129		271				250		217	
7:45 AM	8:45 AM	205		466		237		128		300				260		238	
8:00 AM	9:00 AM	174		447		232		137		321				255		225	

* One way roadway (outbound only)

TIME		COUNT LOCATION																TOTAL
		9		10		11		12		13		14		15		16		
FROM:	TO:	IN	OUT	IN	OUT	IN	OUT	IN	OUT	IN	OUT	IN	OUT	IN	OUT	IN	OUT	IN
7:00 AM	8:00 AM	31		4		43		16		235		39		20		129		2,165
7:15 AM	8:15 AM	35		7		73		30		276		47		21		158		2,381
7:30 AM	8:30 AM	41		9		74		33		300		65		24		201		2,555
7:45 AM	8:45 AM	47		10		77		25		316		73		27		254		2,663
8:00 AM	9:00 AM	46		11		50		22		330		62		20		270		2,602

TOTAL PEAK HOUR TRAFFIC: 2,663

Notes:



STANFORD UNIVERSITY TRAFFIC COUNTS

AM COUNT TIME
FROM: 7:00 AM
TO: 9:00 AM

DATE COUNTED
 April 26, 2022

DAY OF THE WEEK
 Tuesday

PEAK HOUR
FROM: 7:45 AM
TO: 8:45 AM

WEATHER
 Cloudy

TIME		COUNT LOCATION															
		1		2		3		4		5		6*		7		8	
FROM:	TO:	IN	OUT	IN	OUT	IN	OUT	IN	OUT	IN	OUT	IN	OUT	IN	OUT	IN	OUT
7:00 AM	8:00 AM	173	646	435		153		129		272				267		161	
7:15 AM	8:15 AM	198		459		172		126		286				280		185	
7:30 AM	8:30 AM	200		471		183		129		323				292		217	
7:45 AM	8:45 AM	174		492		179		128		356				285		238	
8:00 AM	9:00 AM	144		489		175		137		376				282		225	

* One way roadway (outbound only)

TIME		COUNT LOCATION																TOTAL
		9		10		11		12		13		14		15		16		
FROM:	TO:	IN	OUT	IN	OUT	IN	OUT	IN	OUT	IN	OUT	IN	OUT	IN	OUT	IN	OUT	IN
7:00 AM	8:00 AM	28		4		34		20		261		35		25		165		2,162
7:15 AM	8:15 AM	36		9		69		32		316		47		29		203		2,447
7:30 AM	8:30 AM	42		9		71		35		359		48		25		235		2,639
7:45 AM	8:45 AM	49		14		71		26		396		58		22		272		2,760
8:00 AM	9:00 AM	57		14		54		18		404		65		13		287		2,740

TOTAL PEAK HOUR TRAFFIC: 2,760

Notes:



STANFORD UNIVERSITY TRAFFIC COUNTS

AM COUNT TIME
FROM: 7:00 AM
TO: 9:00 AM

DATE COUNTED
 April 27, 2022

DAY OF THE WEEK
 Wednesday

PEAK HOUR
FROM: 7:45 AM
TO: 8:45 AM

WEATHER
 Cloudy

TIME		COUNT LOCATION															
		1		2		3		4		5		6*		7		8	
FROM:	TO:	IN	OUT	IN	OUT	IN	OUT	IN	OUT	IN	OUT	IN	OUT	IN	OUT	IN	OUT
7:00 AM	8:00 AM	181	646	429		175		129		277				232		161	
7:15 AM	8:15 AM	207		446		196		126		309				250		185	
7:30 AM	8:30 AM	213		486		178		129		323				285		217	
7:45 AM	8:45 AM	186		491		168		128		357				297		238	
8:00 AM	9:00 AM	144		479		169		137		397				301		225	

* One way roadway (outbound only)

TIME		COUNT LOCATION																TOTAL
		9		10		11		12		13		14		15		16		
FROM:	TO:	IN	OUT	IN	OUT	IN	OUT	IN	OUT	IN	OUT	IN	OUT	IN	OUT	IN	OUT	IN
7:00 AM	8:00 AM	25		13		30		17		247		46		24		128		2,114
7:15 AM	8:15 AM	29		14		65		35		325		59		29		165		2,440
7:30 AM	8:30 AM	34		16		69		37		359		68		26		194		2,634
7:45 AM	8:45 AM	40		14		71		32		394		72		26		232		2,746
8:00 AM	9:00 AM	44		10		49		26		402		75		21		245		2,724

TOTAL PEAK HOUR TRAFFIC: 2,746

Notes:



STANFORD UNIVERSITY TRAFFIC COUNTS

AM COUNT TIME
FROM: 7:00 AM
TO: 9:00 AM

DATE COUNTED
 April 28, 2022

DAY OF THE WEEK
 Thursday

PEAK HOUR
FROM: 7:45 AM
TO: 8:45 AM

WEATHER
 Cloudy

TIME		COUNT LOCATION															
		1		2		3		4		5		6*		7		8	
FROM:	TO:	IN	OUT	IN	OUT	IN	OUT	IN	OUT	IN	OUT	IN	OUT	IN	OUT	IN	OUT
7:00 AM	8:00 AM	157	646	441		170		129		259				222		161	
7:15 AM	8:15 AM	184		469		190		126		300				261		185	
7:30 AM	8:30 AM	193		499		178		129		344				286		217	
7:45 AM	8:45 AM	182		504		178		128		378				333		238	
8:00 AM	9:00 AM	153		510		174		137		426				314		225	

* One way roadway (outbound only)

TIME		COUNT LOCATION																TOTAL
		9		10		11		12		13		14		15		16		
FROM:	TO:	IN	OUT	IN	OUT	IN	OUT	IN	OUT	IN	OUT	IN	OUT	IN	OUT	IN	OUT	IN
7:00 AM	8:00 AM	26		5		36		18		265		29		24		149		2,091
7:15 AM	8:15 AM	27		6		68		36		330		45		22		207		2,456
7:30 AM	8:30 AM	33		9		68		35		381		55		24		259		2,710
7:45 AM	8:45 AM	45		13		73		29		382		60		18		299		2,860
8:00 AM	9:00 AM	52		14		48		24		371		63		13		306		2,830

TOTAL PEAK HOUR TRAFFIC: 2,860

Notes:



STANFORD UNIVERSITY TRAFFIC COUNTS

AM COUNT TIME
FROM: 7:00 AM
TO: 9:00 AM

DATE COUNTED
 April 29, 2022

DAY OF THE WEEK
 Thursday

PEAK HOUR
FROM: 8:00 AM
TO: 9:00 AM

WEATHER
 Cloudy

TIME		COUNT LOCATION															
		1		2		3		4		5		6*		7		8	
FROM:	TO:	IN	OUT	IN	OUT	IN	OUT	IN	OUT	IN	OUT	IN	OUT	IN	OUT	IN	OUT
7:00 AM	8:00 AM	167		389		147		129		276				295		161	
7:15 AM	8:15 AM	189		421		154		126		337				336		185	
7:30 AM	8:30 AM	203		430		147		129		393				370		217	
7:45 AM	8:45 AM	193		422		145		128		426				426		238	
8:00 AM	9:00 AM	152		414		141		137		456				459		225	

* One way roadway (outbound only)

TIME		COUNT LOCATION																TOTAL
		9		10		11		12		13		14		15		16		
FROM:	TO:	IN	OUT	IN	OUT	IN	OUT	IN	OUT	IN	OUT	IN	OUT	IN	OUT	IN	OUT	IN
7:00 AM	8:00 AM	17		7		37		16		236		29		21		142		2,069
7:15 AM	8:15 AM	26		11		75		30		306		42		19		178		2,435
7:30 AM	8:30 AM	32		14		78		32		326		48		18		210		2,647
7:45 AM	8:45 AM	46		17		78		29		341		58		16		241		2,804
8:00 AM	9:00 AM	53		16		55		23		365		61		9		270		2,836

TOTAL PEAK HOUR TRAFFIC: 2,836

Notes:



STANFORD UNIVERSITY TRAFFIC COUNTS

PM COUNT TIME
FROM: 4:00 PM
TO: 6:00 PM

DATE COUNTED
 April 25, 2022

DAY OF THE WEEK
 Monday

PEAK HOUR
FROM: 4:30 PM
TO: 5:30 PM

WEATHER
 Mostly Cloudy

TIME		COUNT LOCATION															
		1		2		3		4		5		6		7		8	
FROM:	TO:	IN	OUT	IN	OUT	IN	OUT	IN	OUT	IN	OUT	IN	OUT	IN	OUT	IN	OUT
4:00 PM	5:00 PM		581		400		157		169		246		17		322		265
4:15 PM	5:15 PM		578		431		168		174		288		20		369		280
4:30 PM	5:30 PM		614		469		173		159		327		24		399		279
4:45 PM	5:45 PM		587		444		163		158		327		24		413		264
5:00 PM	6:00 PM		573		456		155		164		356		23		433		274

TIME		COUNT LOCATION																TOTAL
		9		10		11		12		13		14		15		16		
FROM:	TO:	IN	OUT	IN	OUT	IN	OUT	IN	OUT	IN	OUT	IN	OUT	IN	OUT	IN	OUT	OUT
4:00 PM	5:00 PM		48		26		24		18		323		58		4		241	2899
4:15 PM	5:15 PM		50		31		27		18		363		69		4		244	3114
4:30 PM	5:30 PM		55		37		28		15		373		73		5		244	3274
4:45 PM	5:45 PM		50		30		27		11		367		63		4		226	3158
5:00 PM	6:00 PM		44		36		27		16		376		63		3		211	3210

TOTAL PEAK HOUR TRAFFIC: 3274

Notes



STANFORD UNIVERSITY TRAFFIC COUNTS

PM COUNT TIME
FROM: 4:00 PM
TO: 6:00 PM

DATE COUNTED
 April 26, 2022

DAY OF THE WEEK
 Tuesday

PEAK HOUR
FROM: 4:45 PM
TO: 5:45 PM

WEATHER
 Mostly Cloudy

TIME		COUNT LOCATION															
		1		2		3		4		5		6		7		8	
FROM:	TO:	IN	OUT	IN	OUT	IN	OUT	IN	OUT	IN	OUT	IN	OUT	IN	OUT	IN	OUT
4:00 PM	5:00 PM		645		409		150		155		324		27		398		290
4:15 PM	5:15 PM		667		433		165		165		357		30		453		288
4:30 PM	5:30 PM		700		477		164		173		402		33		489		304
4:45 PM	5:45 PM		674		507		165		187		389		29		488		315
5:00 PM	6:00 PM		629		519		166		180		387		24		465		321

TIME		COUNT LOCATION																TOTAL
		9		10		11		12		13		14		15		16		
FROM:	TO:	IN	OUT	IN	OUT	IN	OUT	IN	OUT	IN	OUT	IN	OUT	IN	OUT	IN	OUT	OUT
4:00 PM	5:00 PM		43		24		26		17		332		93		6		259	3198
4:15 PM	5:15 PM		45		24		29		16		342		88		5		314	3421
4:30 PM	5:30 PM		44		27		27		19		371		83		8		328	3649
4:45 PM	5:45 PM		46		30		25		20		388		75		7		318	3663
5:00 PM	6:00 PM		46		40		30		17		392		68		8		326	3618

TOTAL PEAK HOUR TRAFFIC: 3663

Notes



STANFORD UNIVERSITY TRAFFIC COUNTS

PM COUNT TIME
FROM: 4:00 PM
TO: 6:00 PM

DATE COUNTED
 April 27, 2022

DAY OF THE WEEK
 Wednesday

PEAK HOUR
FROM: 4:45 PM
TO: 5:45 PM

WEATHER
 Mostly Cloudy

TIME		COUNT LOCATION															
		1		2		3		4		5		6		7		8	
FROM:	TO:	IN	OUT	IN	OUT	IN	OUT	IN	OUT	IN	OUT	IN	OUT	IN	OUT	IN	OUT
4:00 PM	5:00 PM		639		387		140		147		296		17		363		282
4:15 PM	5:15 PM		668		427		137		160		335		22		426		290
4:30 PM	5:30 PM		722		475		151		173		355		27		455		314
4:45 PM	5:45 PM		702		477		153		181		384		27		460		318
5:00 PM	6:00 PM		702		471		145		188		372		25		469		320

TIME		COUNT LOCATION																TOTAL
		9		10		11		12		13		14		15		16		
FROM:	TO:	IN	OUT	IN	OUT	IN	OUT	IN	OUT	IN	OUT	IN	OUT	IN	OUT	IN	OUT	OUT
4:00 PM	5:00 PM		38		25		13		16		360		78		11		289	3101
4:15 PM	5:15 PM		41		27		16		21		392		70		11		304	3347
4:30 PM	5:30 PM		52		41		17		20		411		61		10		325	3609
4:45 PM	5:45 PM		52		43		20		23		397		63		12		331	3643
5:00 PM	6:00 PM		52		43		20		23		388		59		8		323	3608

TOTAL PEAK HOUR TRAFFIC: 3643

Notes



STANFORD UNIVERSITY TRAFFIC COUNTS

PM COUNT TIME
FROM: 4:00 PM
TO: 6:00 PM

DATE COUNTED
 April 28, 2022

DAY OF THE WEEK
 Thursday

PEAK HOUR
FROM: 4:45 PM
TO: 5:45 PM

WEATHER
 Mostly Cloudy

TIME		COUNT LOCATION															
		1		2		3		4		5		6		7		8	
FROM:	TO:	IN	OUT	IN	OUT	IN	OUT	IN	OUT	IN	OUT	IN	OUT	IN	OUT	IN	OUT
4:00 PM	5:00 PM		618		477		137		129		324		24		432		318
4:15 PM	5:15 PM		661		505		129		147		374		28		492		318
4:30 PM	5:30 PM		709		518		124		147		401		36		529		317
4:45 PM	5:45 PM		722		499		131		166		440		31		511		316
5:00 PM	6:00 PM		682		481		140		187		459		34		507		308

TIME		COUNT LOCATION																TOTAL
		9		10		11		12		13		14		15		16		
FROM:	TO:	IN	OUT	IN	OUT	IN	OUT	IN	OUT	IN	OUT	IN	OUT	IN	OUT	IN	OUT	OUT
4:00 PM	5:00 PM		43		20		20		14		370		68		3		262	3259
4:15 PM	5:15 PM		44		30		21		11		390		66		3		293	3512
4:30 PM	5:30 PM		44		34		23		7		419		63		3		304	3678
4:45 PM	5:45 PM		43		35		24		8		403		68		7		330	3734
5:00 PM	6:00 PM		48		42		27		14		393		65		10		318	3715

TOTAL PEAK HOUR TRAFFIC: 3734

Notes



STANFORD UNIVERSITY TRAFFIC COUNTS

PM COUNT TIME
FROM: 4:00 PM
TO: 6:00 PM

DATE COUNTED
 April 29, 2022

DAY OF THE WEEK
 Friday

PEAK HOUR
FROM: 4:30 PM
TO: 5:30 PM

WEATHER
 Mostly Cloudy

TIME		COUNT LOCATION															
		1		2		3		4		5		6		7		8	
FROM:	TO:	IN	OUT	IN	OUT	IN	OUT	IN	OUT	IN	OUT	IN	OUT	IN	OUT	IN	OUT
4:00 PM	5:00 PM		646		411		152		171		389		37		406		317
4:15 PM	5:15 PM		599		419		136		169		416		37		435		340
4:30 PM	5:30 PM		586		435		144		179		422		30		441		346
4:45 PM	5:45 PM		590		409		143		180		409		32		465		336
5:00 PM	6:00 PM		561		415		141		173		434		37		435		340

TIME		COUNT LOCATION																TOTAL
		9		10		11		12		13		14		15		16		
FROM:	TO:	IN	OUT	IN	OUT	IN	OUT	IN	OUT	IN	OUT	IN	OUT	IN	OUT	IN	OUT	OUT
4:00 PM	5:00 PM		52		40		24		17		378		70		8		298	3416
4:15 PM	5:15 PM		53		46		24		19		393		73		8		306	3473
4:30 PM	5:30 PM		55		48		26		18		413		71		12		343	3569
4:45 PM	5:45 PM		53		45		21		19		438		65		10		349	3564
5:00 PM	6:00 PM		53		43		27		20		437		65		9		357	3547

TOTAL PEAK HOUR TRAFFIC: 3569

Notes



STANFORD UNIVERSITY TRAFFIC COUNTS

AM COUNT TIME
FROM: 7:00 AM
TO: 9:00 AM

DATE COUNTED
 May 2, 2022

DAY OF THE WEEK
 Monday

PEAK HOUR
FROM: 7:45 AM
TO: 8:45 AM

WEATHER
 Cloudy

TIME		COUNT LOCATION															
		1		2		3		4		5		6*		7		8	
FROM:	TO:	IN	OUT	IN	OUT	IN	OUT	IN	OUT	IN	OUT	IN	OUT	IN	OUT	IN	OUT
7:00 AM	8:00 AM	157		417		157		101		262				253		151	
7:15 AM	8:15 AM	181		459		169		105		278				269		176	
7:30 AM	8:30 AM	202		480		177		104		316				271		196	
7:45 AM	8:45 AM	188		494		171		107		350				262		236	
8:00 AM	9:00 AM	145		469		150		92		368				236		238	

* One way roadway (outbound only)

TIME		COUNT LOCATION																TOTAL
		9		10		11		12		13		14		15		16		
FROM:	TO:	IN	OUT	IN	OUT	IN	OUT	IN	OUT	IN	OUT	IN	OUT	IN	OUT	IN	OUT	IN
7:00 AM	8:00 AM	37		6		41		14		252		31		23		77		1,979
7:15 AM	8:15 AM	45		7		85		28		303		43		21		96		2,265
7:30 AM	8:30 AM	54		8		89		30		335		51		26		101		2,440
7:45 AM	8:45 AM	55		11		91		25		387		64		23		110		2,574
8:00 AM	9:00 AM	47		15		64		23		344		57		19		92		2,359

TOTAL PEAK HOUR TRAFFIC: 2,574

Notes:



STANFORD UNIVERSITY TRAFFIC COUNTS

AM COUNT TIME
FROM: 7:00 AM
TO: 9:00 AM

DATE COUNTED
 May 3, 2022

DAY OF THE WEEK
 Tuesday

PEAK HOUR
FROM: 7:45 AM
TO: 8:45 AM

WEATHER
 Cloudy

TIME		COUNT LOCATION															
		1		2		3		4		5		6*		7		8	
FROM:	TO:	IN	OUT	IN	OUT	IN	OUT	IN	OUT	IN	OUT	IN	OUT	IN	OUT	IN	OUT
7:00 AM	8:00 AM	179	594	460		156		101		270				221		151	
7:15 AM	8:15 AM	200		470		176		105		279				252		176	
7:30 AM	8:30 AM	210		506		188		104		326				268		196	
7:45 AM	8:45 AM	198		514		183		107		354				296		236	
8:00 AM	9:00 AM	160		490		203		92		409				289		238	

* One way roadway (outbound only)

TIME		COUNT LOCATION																TOTAL
		9		10		11		12		13		14		15		16		
FROM:	TO:	IN	OUT	IN	OUT	IN	OUT	IN	OUT	IN	OUT	IN	OUT	IN	OUT	IN	OUT	IN
7:00 AM	8:00 AM	33		11		32		20		263		25		19		73		2,014
7:15 AM	8:15 AM	41		14		71		41		334		47		20		78		2,304
7:30 AM	8:30 AM	44		16		78		42		376		57		24		95		2,530
7:45 AM	8:45 AM	49		12		82		35		373		67		19		105		2,630
8:00 AM	9:00 AM	44		10		59		28		371		76		16		104		2,589

TOTAL PEAK HOUR TRAFFIC: 2,630

Notes:



STANFORD UNIVERSITY TRAFFIC COUNTS

AM COUNT TIME	DATE COUNTED	DAY OF THE WEEK	PEAK HOUR	WEATHER
FROM: 7:00 AM TO: 9:00 AM	May 4, 2022	Wednesday	FROM: 7:45 AM TO: 8:45 AM	Cloudy

TIME		COUNT LOCATION															
		1		2		3		4		5		6*		7		8	
FROM:	TO:	IN	OUT	IN	OUT	IN	OUT	IN	OUT	IN	OUT	IN	OUT	IN	OUT	IN	OUT
7:00 AM	8:00 AM	218	594	465		156		101		272				245		151	
7:15 AM	8:15 AM	240		491		168		105		289				268		176	
7:30 AM	8:30 AM	228		499		161		104		329				285		196	
7:45 AM	8:45 AM	201		500		154		107		374				296		236	
8:00 AM	9:00 AM	153		486		163		92		421				312		238	

* One way roadway (outbound only)

TIME		COUNT LOCATION																TOTAL
		9		10		11		12		13		14		15		16		
FROM:	TO:	IN	OUT	IN	OUT	IN	OUT	IN	OUT	IN	OUT	IN	OUT	IN	OUT	IN	OUT	IN
7:00 AM	8:00 AM	42		4		38		16		250		50		17		81		2,106
7:15 AM	8:15 AM	46		3		79		38		308		63		17		89		2,380
7:30 AM	8:30 AM	54		7		86		38		342		68		17		101		2,515
7:45 AM	8:45 AM	52		9		85		28		354		71		16		105		2,588
8:00 AM	9:00 AM	45		10		61		24		362		67		17		108		2,559

TOTAL PEAK HOUR TRAFFIC: 2,588

Notes:



STANFORD UNIVERSITY TRAFFIC COUNTS

AM COUNT TIME
FROM: 7:00 AM
TO: 9:00 AM

DATE COUNTED
 May 5, 2022

DAY OF THE WEEK
 Thursday

PEAK HOUR
FROM: 8:00 AM
TO: 9:00 AM

WEATHER
 Cloudy

TIME		COUNT LOCATION															
		1		2		3		4		5		6*		7		8	
FROM:	TO:	IN	OUT	IN	OUT	IN	OUT	IN	OUT	IN	OUT	IN	OUT	IN	OUT	IN	OUT
7:00 AM	8:00 AM	180	594	454		155		101		254				222		151	
7:15 AM	8:15 AM	212		475		167		105		282				236		176	
7:30 AM	8:30 AM	211		482		155		104		335				257		196	
7:45 AM	8:45 AM	189		475		156		107		390				285		236	
8:00 AM	9:00 AM	159		472		144		92		460				278		238	

* One way roadway (outbound only)

TIME		COUNT LOCATION																TOTAL
		9		10		11		12		13		14		15		16		
FROM:	TO:	IN	OUT	IN	OUT	IN	OUT	IN	OUT	IN	OUT	IN	OUT	IN	OUT	IN	OUT	IN
7:00 AM	8:00 AM	30		3		30		18		244		32		24		83		1,981
7:15 AM	8:15 AM	35		6		72		34		291		44		27		107		2,269
7:30 AM	8:30 AM	45		10		75		35		296		49		19		107		2,376
7:45 AM	8:45 AM	46		12		78		31		328		58		16		112		2,519
8:00 AM	9:00 AM	45		17		57		26		362		57		11		121		2,539

TOTAL PEAK HOUR TRAFFIC: 2,539

Notes:



STANFORD UNIVERSITY TRAFFIC COUNTS

AM COUNT TIME
FROM: 7:00 AM
TO: 9:00 AM

DATE COUNTED
 May 6, 2022

DAY OF THE WEEK
 Thursday

PEAK HOUR
FROM: 7:45 AM
TO: 8:45 AM

WEATHER
 Cloudy

TIME		COUNT LOCATION															
		1		2		3		4		5		6*		7		8	
FROM:	TO:	IN	OUT	IN	OUT	IN	OUT	IN	OUT	IN	OUT	IN	OUT	IN	OUT	IN	OUT
7:00 AM	8:00 AM	173		386		163		101		232				219		151	
7:15 AM	8:15 AM	202		414		165		105		261				253		176	
7:30 AM	8:30 AM	200		447		170		104		312				272		196	
7:45 AM	8:45 AM	181		428		172		107		343				276		236	
8:00 AM	9:00 AM	156		417		156		92		376				276		238	

* One way roadway (outbound only)

TIME		COUNT LOCATION																TOTAL
		9		10		11		12		13		14		15		16		
FROM:	TO:	IN	OUT	IN	OUT	IN	OUT	IN	OUT	IN	OUT	IN	OUT	IN	OUT	IN	OUT	IN
7:00 AM	8:00 AM	46		9		29		13		217		43		17		72		1,871
7:15 AM	8:15 AM	47		8		71		28		269		58		14		89		2,160
7:30 AM	8:30 AM	56		10		71		30		298		67		14		86		2,333
7:45 AM	8:45 AM	49		7		71		24		324		65		20		93		2,396
8:00 AM	9:00 AM	51		8		60		24		306		59		19		102		2,340

TOTAL PEAK HOUR TRAFFIC: 2,396

Notes:



STANFORD UNIVERSITY TRAFFIC COUNTS

PM COUNT TIME
FROM: 4:00 PM
TO: 6:00 PM

DATE COUNTED
 May 2, 2022

DAY OF THE WEEK
 Monday

PEAK HOUR
FROM: 5:00 PM
TO: 6:00 PM

WEATHER
 Mostly Cloudy

TIME		COUNT LOCATION															
		1		2		3		4		5		6		7		8	
FROM:	TO:	IN	OUT	IN	OUT	IN	OUT	IN	OUT	IN	OUT	IN	OUT	IN	OUT	IN	OUT
4:00 PM	5:00 PM		570		378		130		128		219		14		347		284
4:15 PM	5:15 PM		570		428		137		134		273		19		376		290
4:30 PM	5:30 PM		587		465		140		142		333		25		415		310
4:45 PM	5:45 PM		578		486		145		139		341		21		438		291
5:00 PM	6:00 PM		553		493		150		143		364		27		422		306

TIME		COUNT LOCATION																TOTAL
		9		10		11		12		13		14		15		16		
FROM:	TO:	IN	OUT	IN	OUT	IN	OUT	IN	OUT	IN	OUT	IN	OUT	IN	OUT	IN	OUT	OUT
4:00 PM	5:00 PM		44		23		20		22		315		64		7		150	2715
4:15 PM	5:15 PM		52		21		24		18		353		64		8		144	2911
4:30 PM	5:30 PM		51		27		31		15		350		68		11		152	3122
4:45 PM	5:45 PM		50		26		32		18		362		70		11		156	3164
5:00 PM	6:00 PM		54		34		34		14		356		65		14		146	3175

TOTAL PEAK HOUR TRAFFIC: 3175

Notes



STANFORD UNIVERSITY TRAFFIC COUNTS

PM COUNT TIME
FROM: 4:00 PM
TO: 6:00 PM

DATE COUNTED
 May 3, 2022

DAY OF THE WEEK
 Tuesday

PEAK HOUR
FROM: 5:00 PM
TO: 6:00 PM

WEATHER
 Mostly Cloudy

TIME		COUNT LOCATION															
		1		2		3		4		5		6		7		8	
FROM:	TO:	IN	OUT	IN	OUT	IN	OUT	IN	OUT	IN	OUT	IN	OUT	IN	OUT	IN	OUT
4:00 PM	5:00 PM		624		428		131		139		265		23		346		292
4:15 PM	5:15 PM		668		451		139		147		289		29		401		308
4:30 PM	5:30 PM		712		486		151		165		325		26		440		296
4:45 PM	5:45 PM		735		490		159		163		346		23		464		326
5:00 PM	6:00 PM		727		489		165		182		353		24		485		309

TIME		COUNT LOCATION																TOTAL
		9		10		11		12		13		14		15		16		
FROM:	TO:	IN	OUT	IN	OUT	IN	OUT	IN	OUT	IN	OUT	IN	OUT	IN	OUT	IN	OUT	OUT
4:00 PM	5:00 PM		50		30		24		21		359		57		6		152	2947
4:15 PM	5:15 PM		54		34		28		18		402		51		9		146	3174
4:30 PM	5:30 PM		58		28		29		15		407		58		10		153	3359
4:45 PM	5:45 PM		64		29		31		13		408		59		10		168	3488
5:00 PM	6:00 PM		70		35		35		11		406		57		10		186	3544

TOTAL PEAK HOUR TRAFFIC: 3544

Notes



STANFORD UNIVERSITY TRAFFIC COUNTS

PM COUNT TIME
FROM: 4:00 PM
TO: 6:00 PM

DATE COUNTED
 May 4, 2022

DAY OF THE WEEK
 Wednesday

PEAK HOUR
FROM: 5:00 PM
TO: 6:00 PM

WEATHER
 Mostly Cloudy

TIME		COUNT LOCATION															
		1		2		3		4		5		6		7		8	
FROM:	TO:	IN	OUT	IN	OUT	IN	OUT	IN	OUT	IN	OUT	IN	OUT	IN	OUT	IN	OUT
4:00 PM	5:00 PM		656		398		144		154		295		21		330		287
4:15 PM	5:15 PM		670		406		148		184		318		27		406		293
4:30 PM	5:30 PM		716		469		155		186		352		31		427		314
4:45 PM	5:45 PM		723		478		149		179		348		34		452		327
5:00 PM	6:00 PM		699		475		144		180		367		33		450		340

TIME		COUNT LOCATION																TOTAL
		9		10		11		12		13		14		15		16		
FROM:	TO:	IN	OUT	IN	OUT	IN	OUT	IN	OUT	IN	OUT	IN	OUT	IN	OUT	IN	OUT	OUT
4:00 PM	5:00 PM		59		30		22		17		373		50		12		163	3011
4:15 PM	5:15 PM		58		28		26		15		400		54		12		158	3203
4:30 PM	5:30 PM		61		31		33		15		406		55		12		156	3419
4:45 PM	5:45 PM		52		40		28		17		410		63		7		146	3453
5:00 PM	6:00 PM		59		35		26		20		396		64		7		166	3461

TOTAL PEAK HOUR TRAFFIC: 3461

Notes



STANFORD UNIVERSITY TRAFFIC COUNTS

PM COUNT TIME
FROM: 4:00 PM
TO: 6:00 PM

DATE COUNTED
 May 5, 2022

DAY OF THE WEEK
 Thursday

PEAK HOUR
FROM: 4:30 PM
TO: 5:30 PM

WEATHER
 Mostly Cloudy

TIME		COUNT LOCATION															
		1		2		3		4		5		6		7		8	
FROM:	TO:	IN	OUT	IN	OUT	IN	OUT	IN	OUT	IN	OUT	IN	OUT	IN	OUT	IN	OUT
4:00 PM	5:00 PM		660		451		153		130		279		23		382		305
4:15 PM	5:15 PM		701		496		161		140		319		25		402		320
4:30 PM	5:30 PM		741		508		162		159		378		26		433		345
4:45 PM	5:45 PM		706		518		144		162		361		20		455		330
5:00 PM	6:00 PM		691		516		145		159		367		17		428		321

TIME		COUNT LOCATION																TOTAL
		9		10		11		12		13		14		15		16		
FROM:	TO:	IN	OUT	IN	OUT	IN	OUT	IN	OUT	IN	OUT	IN	OUT	IN	OUT	IN	OUT	OUT
4:00 PM	5:00 PM		44		31		18		20		333		84		13		148	3074
4:15 PM	5:15 PM		43		32		20		15		344		81		12		159	3270
4:30 PM	5:30 PM		54		37		22		15		374		81		15		168	3518
4:45 PM	5:45 PM		58		30		22		14		379		77		9		165	3450
5:00 PM	6:00 PM		53		31		33		18		378		70		15		161	3403

TOTAL PEAK HOUR TRAFFIC: 3518

Notes



STANFORD UNIVERSITY TRAFFIC COUNTS

PM COUNT TIME
FROM: 4:00 PM
TO: 6:00 PM

DATE COUNTED
 May 6, 2022

DAY OF THE WEEK
 Friday

PEAK HOUR
FROM: 4:30 PM
TO: 5:30 PM

WEATHER
 Mostly Cloudy

TIME		COUNT LOCATION															
		1		2		3		4		5		6		7		8	
FROM:	TO:	IN	OUT	IN	OUT	IN	OUT	IN	OUT	IN	OUT	IN	OUT	IN	OUT	IN	OUT
4:00 PM	5:00 PM		594		422		164		223		341		29		496		329
4:15 PM	5:15 PM		590		434		153		221		361		30		520		343
4:30 PM	5:30 PM		684		445		158		232		388		24		515		347
4:45 PM	5:45 PM		669		454		152		241		396		30		501		332
5:00 PM	6:00 PM		645		440		152		227		390		30		487		320

TIME		COUNT LOCATION																TOTAL
		9		10		11		12		13		14		15		16		
FROM:	TO:	IN	OUT	IN	OUT	IN	OUT	IN	OUT	IN	OUT	IN	OUT	IN	OUT	IN	OUT	OUT
4:00 PM	5:00 PM		47		35		40		14		375		68		1		225	3403
4:15 PM	5:15 PM		57		41		35		12		394		68				235	3494
4:30 PM	5:30 PM		56		50		33		11		407		69				213	3632
4:45 PM	5:45 PM		55		47		29		9		416		75				206	3612
5:00 PM	6:00 PM		54		47		27		12		422		73				206	3532

TOTAL PEAK HOUR TRAFFIC: 3632

Notes



STANFORD UNIVERSITY TRAFFIC COUNTS

AM COUNT TIME
FROM: 7:00 AM
TO: 9:00 AM

DATE COUNTED
 May 9, 2022

DAY OF THE WEEK
 Monday

PEAK HOUR
FROM: 8:00 AM
TO: 9:00 AM

WEATHER
 Cloudy

TIME		COUNT LOCATION															
		1		2		3		4		5		6*		7		8	
FROM:	TO:	IN	OUT	IN	OUT	IN	OUT	IN	OUT	IN	OUT	IN	OUT	IN	OUT	IN	OUT
7:00 AM	8:00 AM	418		478		168		101		259				210		155	
7:15 AM	8:15 AM	470		515		168		93		266				259		175	
7:30 AM	8:30 AM	504		504		157		87		291				271		207	
7:45 AM	8:45 AM	527		468		140		89		333				282		227	
8:00 AM	9:00 AM	551		462		135		96		370				279		236	

* One way roadway (outbound only)

TIME		COUNT LOCATION																TOTAL
		9		10		11		12		13		14		15		16		
FROM:	TO:	IN	OUT	IN	OUT	IN	OUT	IN	OUT	IN	OUT	IN	OUT	IN	OUT	IN	OUT	IN
7:00 AM	8:00 AM	27		5		34		7		243		33		3		65		2,206
7:15 AM	8:15 AM	32		10		68		28		306		44		1		92		2,527
7:30 AM	8:30 AM	48		8		70		31		333		53		4		104		2,672
7:45 AM	8:45 AM	54		12		73		28		354		54		4		119		2,764
8:00 AM	9:00 AM	61		15		52		31		370		55		8		116		2,837

TOTAL PEAK HOUR TRAFFIC: 2,837

Notes:

Site 15 no data replaced with week 4



STANFORD UNIVERSITY TRAFFIC COUNTS

AM COUNT TIME
FROM: 7:00 AM
TO: 9:00 AM

DATE COUNTED
 May 10, 2022

DAY OF THE WEEK
 Tuesday

PEAK HOUR
FROM: 7:45 AM
TO: 8:45 AM

WEATHER
 Cloudy

TIME		COUNT LOCATION															
		1		2		3		4		5		6*		7		8	
FROM:	TO:	IN	OUT	IN	OUT	IN	OUT	IN	OUT	IN	OUT	IN	OUT	IN	OUT	IN	OUT
7:00 AM	8:00 AM	438		484		149		101		301				224		155	
7:15 AM	8:15 AM	502		495		164		93		300				251		175	
7:30 AM	8:30 AM	570		510		181		87		312				259		207	
7:45 AM	8:45 AM	610		524		189		89		341				280		227	
8:00 AM	9:00 AM	622		483		191		96		383				267		236	

* One way roadway (outbound only)

TIME		COUNT LOCATION																TOTAL
		9		10		11		12		13		14		15		16		
FROM:	TO:	IN	OUT	IN	OUT	IN	OUT	IN	OUT	IN	OUT	IN	OUT	IN	OUT	IN	OUT	IN
7:00 AM	8:00 AM	18		10		36		16		257		32		23		77		2,321
7:15 AM	8:15 AM	26		11		68		28		306		45		21		89		2,574
7:30 AM	8:30 AM	34		7		71		31		336		45		20		95		2,765
7:45 AM	8:45 AM	44		13		75		28		361		59		17		108		2,965
8:00 AM	9:00 AM	58		13		45		20		360		56		8		109		2,947

TOTAL PEAK HOUR TRAFFIC: 2,965

Notes:



STANFORD UNIVERSITY TRAFFIC COUNTS

AM COUNT TIME
FROM: 7:00 AM
TO: 9:00 AM

DATE COUNTED
 May 11, 2022

DAY OF THE WEEK
 Wednesday

PEAK HOUR
FROM: 8:00 AM
TO: 9:00 AM

WEATHER
 Cloudy

TIME		COUNT LOCATION															
		1		2		3		4		5		6*		7		8	
FROM:	TO:	IN	OUT	IN	OUT	IN	OUT	IN	OUT	IN	OUT	IN	OUT	IN	OUT	IN	OUT
7:00 AM	8:00 AM	474		435		166		101		251				226		155	
7:15 AM	8:15 AM	533		469		190		93		291				249		175	
7:30 AM	8:30 AM	591		477		183		87		329				266		207	
7:45 AM	8:45 AM	609		497		170		89		375				298		227	
8:00 AM	9:00 AM	645		481		161		96		426				296		236	

* One way roadway (outbound only)

TIME		COUNT LOCATION																TOTAL
		9		10		11		12		13		14		15		16		
FROM:	TO:	IN	OUT	IN	OUT	IN	OUT	IN	OUT	IN	OUT	IN	OUT	IN	OUT	IN	OUT	IN
7:00 AM	8:00 AM	23		11		29		13		253		32		26		70		2,265
7:15 AM	8:15 AM	28		14		64		30		292		38		28		90		2,584
7:30 AM	8:30 AM	38		13		65		32		316		52		26		100		2,782
7:45 AM	8:45 AM	43		14		65		30		344		57		22		95		2,935
8:00 AM	9:00 AM	49		12		48		26		334		60		13		113		2,996

TOTAL PEAK HOUR TRAFFIC: 2,996

Notes:



STANFORD UNIVERSITY TRAFFIC COUNTS

AM COUNT TIME
FROM: 7:00 AM
TO: 9:00 AM

DATE COUNTED
 May 12, 2022

DAY OF THE WEEK
 Thursday

PEAK HOUR
FROM: 7:45 AM
TO: 8:45 AM

WEATHER
 Cloudy

TIME		COUNT LOCATION															
		1		2		3		4		5		6*		7		8	
FROM:	TO:	IN	OUT	IN	OUT	IN	OUT	IN	OUT	IN	OUT	IN	OUT	IN	OUT	IN	OUT
7:00 AM	8:00 AM	410		465		172		101		271				218		155	
7:15 AM	8:15 AM	484		465		183		93		303				251		175	
7:30 AM	8:30 AM	543		480		174		87		347				288		207	
7:45 AM	8:45 AM	578		466		168		89		377				308		227	
8:00 AM	9:00 AM	567		459		154		96		393				308		236	

* One way roadway (outbound only)

TIME		COUNT LOCATION																TOTAL
		9		10		11		12		13		14		15		16		
FROM:	TO:	IN	OUT	IN	OUT	IN	OUT	IN	OUT	IN	OUT	IN	OUT	IN	OUT	IN	OUT	IN
7:00 AM	8:00 AM	20		6		32		12		258		42		22		71		2,255
7:15 AM	8:15 AM	23		12		75		32		316		57		23		79		2,571
7:30 AM	8:30 AM	27		12		72		32		347		61		25		95		2,797
7:45 AM	8:45 AM	34		14		75		27		346		71		22		110		2,912
8:00 AM	9:00 AM	41		16		55		25		343		62		16		101		2,872

TOTAL PEAK HOUR TRAFFIC: 2,912

Notes:



STANFORD UNIVERSITY TRAFFIC COUNTS

AM COUNT TIME
FROM: 7:00 AM
TO: 9:00 AM

DATE COUNTED
 May 13, 2022

DAY OF THE WEEK
 Thursday

PEAK HOUR
FROM: 8:00 AM
TO: 9:00 AM

WEATHER
 Cloudy

TIME		COUNT LOCATION															
		1		2		3		4		5		6*		7		8	
FROM:	TO:	IN	OUT	IN	OUT	IN	OUT	IN	OUT	IN	OUT	IN	OUT	IN	OUT	IN	OUT
7:00 AM	8:00 AM	360		428		151		101		212				216		155	
7:15 AM	8:15 AM	403		431		170		93		239				234		175	
7:30 AM	8:30 AM	476		443		175		87		297				250		207	
7:45 AM	8:45 AM	511		430		161		89		373				270		227	
8:00 AM	9:00 AM	517		411		160		96		397				272		236	

* One way roadway (outbound only)

TIME		COUNT LOCATION																TOTAL
		9		10		11		12		13		14		15		16		
FROM:	TO:	IN	OUT	IN	OUT	IN	OUT	IN	OUT	IN	OUT	IN	OUT	IN	OUT	IN	OUT	IN
7:00 AM	8:00 AM	19		7		32		15		228		27		22		86		2,059
7:15 AM	8:15 AM	27		9		68		27		275		42		22		96		2,311
7:30 AM	8:30 AM	38		9		70		27		288		52		18		112		2,549
7:45 AM	8:45 AM	47		9		72		22		301		56		15		118		2,701
8:00 AM	9:00 AM	48		8		54		16		318		60		11		122		2,726

TOTAL PEAK HOUR TRAFFIC: 2,726

Notes:



STANFORD UNIVERSITY TRAFFIC COUNTS

PM COUNT TIME
FROM: 4:00 PM
TO: 6:00 PM

DATE COUNTED
 May 9, 2022

DAY OF THE WEEK
 Monday

PEAK HOUR
FROM: 4:30 PM
TO: 5:30 PM

WEATHER
 Mostly Cloudy

TIME		COUNT LOCATION															
		1		2		3		4		5		6		7		8	
FROM:	TO:	IN	OUT	IN	OUT	IN	OUT	IN	OUT	IN	OUT	IN	OUT	IN	OUT	IN	OUT
4:00 PM	5:00 PM		619		415		130		132		268		17		359		277
4:15 PM	5:15 PM		615		458		124		143		307		16		415		298
4:30 PM	5:30 PM		668		484		117		167		340		13		437		310
4:45 PM	5:45 PM		660		468		123		177		347		14		434		305
5:00 PM	6:00 PM		637		480		118		172		339		13		424		299

TIME		COUNT LOCATION																TOTAL
		9		10		11		12		13		14		15		16		
FROM:	TO:	IN	OUT	IN	OUT	IN	OUT	IN	OUT	IN	OUT	IN	OUT	IN	OUT	IN	OUT	OUT
4:00 PM	5:00 PM		40		26		18		21		356		62		4		154	2898
4:15 PM	5:15 PM		42		30		25		20		384		58		2		141	3078
4:30 PM	5:30 PM		43		33		25		17		389		60		6		151	3260
4:45 PM	5:45 PM		41		33		24		19		381		61		6		154	3247
5:00 PM	6:00 PM		42		33		28		19		388		64		7		160	3223

TOTAL PEAK HOUR TRAFFIC: 3260

Notes

Site 15 no data replaced with week 4



STANFORD UNIVERSITY TRAFFIC COUNTS

PM COUNT TIME
FROM: 4:00 PM
TO: 6:00 PM

DATE COUNTED
 May 10, 2022

DAY OF THE WEEK
 Tuesday

PEAK HOUR
FROM: 5:00 PM
TO: 6:00 PM

WEATHER
 Mostly Cloudy

TIME		COUNT LOCATION															
		1		2		3		4		5		6		7		8	
FROM:	TO:	IN	OUT	IN	OUT	IN	OUT	IN	OUT	IN	OUT	IN	OUT	IN	OUT	IN	OUT
4:00 PM	5:00 PM		673		417		151		129		294		16		363		301
4:15 PM	5:15 PM		680		458		152		139		329		18		398		304
4:30 PM	5:30 PM		677		491		159		140		394		14		420		307
4:45 PM	5:45 PM		691		509		150		153		387		18		439		297
5:00 PM	6:00 PM		702		517		153		150		398		21		459		305

TIME		COUNT LOCATION																TOTAL
		9		10		11		12		13		14		15		16		
FROM:	TO:	IN	OUT	IN	OUT	IN	OUT	IN	OUT	IN	OUT	IN	OUT	IN	OUT	IN	OUT	OUT
4:00 PM	5:00 PM		42		32		25		15		390		63		6		172	3089
4:15 PM	5:15 PM		35		32		25		18		427		56		5		160	3236
4:30 PM	5:30 PM		42		29		24		16		410		59		3		142	3327
4:45 PM	5:45 PM		51		28		21		10		421		63		5		169	3412
5:00 PM	6:00 PM		59		36		27		10		429		66		8		170	3510

TOTAL PEAK HOUR TRAFFIC: 3510

Notes



STANFORD UNIVERSITY TRAFFIC COUNTS

PM COUNT TIME
FROM: 4:00 PM
TO: 6:00 PM

DATE COUNTED
 May 11, 2022

DAY OF THE WEEK
 Wednesday

PEAK HOUR
FROM: 5:00 PM
TO: 6:00 PM

WEATHER
 Mostly Cloudy

TIME		COUNT LOCATION															
		1		2		3		4		5		6		7		8	
FROM:	TO:	IN	OUT	IN	OUT	IN	OUT	IN	OUT	IN	OUT	IN	OUT	IN	OUT	IN	OUT
4:00 PM	5:00 PM		673		410		148		146		314		14		395		309
4:15 PM	5:15 PM		703		431		156		147		346		18		415		316
4:30 PM	5:30 PM		720		466		160		169		399		22		437		313
4:45 PM	5:45 PM		741		477		163		172		427		24		442		317
5:00 PM	6:00 PM		743		472		173		170		458		24		438		318

TIME		COUNT LOCATION																TOTAL
		9		10		11		12		13		14		15		16		
FROM:	TO:	IN	OUT	IN	OUT	IN	OUT	IN	OUT	IN	OUT	IN	OUT	IN	OUT	IN	OUT	OUT
4:00 PM	5:00 PM		31		26		18		15		357		75		7		206	3144
4:15 PM	5:15 PM		30		28		20		14		417		63		6		209	3319
4:30 PM	5:30 PM		37		31		23		12		429		55		8		211	3492
4:45 PM	5:45 PM		48		30		24		12		424		57		7		196	3561
5:00 PM	6:00 PM		47		35		26		13		419		53		7		188	3584

TOTAL PEAK HOUR TRAFFIC: 3584

Notes



STANFORD UNIVERSITY TRAFFIC COUNTS

PM COUNT TIME
FROM: 4:00 PM
TO: 6:00 PM

DATE COUNTED
 May 12, 2022

DAY OF THE WEEK
 Thursday

PEAK HOUR
FROM: 4:45 PM
TO: 5:45 PM

WEATHER
 Mostly Cloudy

TIME		COUNT LOCATION															
		1		2		3		4		5		6		7		8	
FROM:	TO:	IN	OUT	IN	OUT	IN	OUT	IN	OUT	IN	OUT	IN	OUT	IN	OUT	IN	OUT
4:00 PM	5:00 PM		663		405		128		132		323		18		409		296
4:15 PM	5:15 PM		679		437		127		149		333		21		452		290
4:30 PM	5:30 PM		721		463		134		158		384		21		466		294
4:45 PM	5:45 PM		722		507		145		169		410		23		462		327
5:00 PM	6:00 PM		693		494		149		164		404		23		411		342

TIME		COUNT LOCATION																TOTAL
		9		10		11		12		13		14		15		16		
FROM:	TO:	IN	OUT	IN	OUT	IN	OUT	IN	OUT	IN	OUT	IN	OUT	IN	OUT	IN	OUT	OUT
4:00 PM	5:00 PM		36		31		18		14		376		76		6		194	3125
4:15 PM	5:15 PM		36		37		26		13		393		75		5		202	3275
4:30 PM	5:30 PM		38		39		23		13		411		61		8		198	3432
4:45 PM	5:45 PM		47		39		26		12		407		73		11		205	3585
5:00 PM	6:00 PM		53		32		30		11		376		65		12		201	3460

TOTAL PEAK HOUR TRAFFIC: 3585

Notes



STANFORD UNIVERSITY TRAFFIC COUNTS

PM COUNT TIME
FROM: 4:00 PM
TO: 6:00 PM

DATE COUNTED
 May 13, 2022

DAY OF THE WEEK
 Friday

PEAK HOUR
FROM: 5:00 PM
TO: 6:00 PM

WEATHER
 Mostly Cloudy

TIME		COUNT LOCATION															
		1		2		3		4		5		6		7		8	
FROM:	TO:	IN	OUT	IN	OUT	IN	OUT	IN	OUT	IN	OUT	IN	OUT	IN	OUT	IN	OUT
4:00 PM	5:00 PM		647		367		131		165		367		14		333		315
4:15 PM	5:15 PM		641		383		139		172		370		18		383		333
4:30 PM	5:30 PM		632		407		133		176		371		27		412		337
4:45 PM	5:45 PM		606		433		140		182		401		27		410		354
5:00 PM	6:00 PM		611		440		145		158		413		28		413		366

TIME		COUNT LOCATION																TOTAL
		9		10		11		12		13		14		15		16		
FROM:	TO:	IN	OUT	IN	OUT	IN	OUT	IN	OUT	IN	OUT	IN	OUT	IN	OUT	IN	OUT	OUT
4:00 PM	5:00 PM		47		37		24		17		326		68		15		265	3138
4:15 PM	5:15 PM		55		37		31		17		383		56		13		253	3284
4:30 PM	5:30 PM		58		41		33		16		417		55		15		250	3380
4:45 PM	5:45 PM		51		46		35		18		438		49		11		249	3450
5:00 PM	6:00 PM		59		49		33		19		441		44		8		252	3479

TOTAL PEAK HOUR TRAFFIC: 3479

Notes



STANFORD UNIVERSITY TRAFFIC COUNTS

AM COUNT TIME
FROM: 7:00 AM
TO: 9:00 AM

DATE COUNTED
 May 16, 2022

DAY OF THE WEEK
 Monday

PEAK HOUR
FROM: 7:45 AM
TO: 8:45 AM

WEATHER
 Cloudy

TIME		COUNT LOCATION															
		1		2		3		4		5		6*		7		8	
FROM:	TO:	IN	OUT	IN	OUT	IN	OUT	IN	OUT	IN	OUT	IN	OUT	IN	OUT	IN	OUT
7:00 AM	8:00 AM	385		401		148		97		263				218		166	
7:15 AM	8:15 AM	468		421		146		101		291				244		183	
7:30 AM	8:30 AM	509		443		148		109		349				272		226	
7:45 AM	8:45 AM	523		433		156		116		373				286		240	
8:00 AM	9:00 AM	555		394		148		107		397				261		240	

* One way roadway (outbound only)

TIME		COUNT LOCATION																TOTAL
		9		10		11		12		13		14		15		16		
FROM:	TO:	IN	OUT	IN	OUT	IN	OUT	IN	OUT	IN	OUT	IN	OUT	IN	OUT	IN	OUT	IN
7:00 AM	8:00 AM	23		10		29		10		233		36		24		65		2,108
7:15 AM	8:15 AM	28		9		69		30		277		52		23		90		2,432
7:30 AM	8:30 AM	37		10		71		34		323		63		24		98		2,716
7:45 AM	8:45 AM	43		13		73		30		345		70		23		104		2,828
8:00 AM	9:00 AM	45		16		55		30		368		69		17		100		2,802

TOTAL PEAK HOUR TRAFFIC: 2,828

Notes:



STANFORD UNIVERSITY TRAFFIC COUNTS

AM COUNT TIME
FROM: 7:00 AM
TO: 9:00 AM

DATE COUNTED
 May 17, 2022

DAY OF THE WEEK
 Tuesday

PEAK HOUR
FROM: 8:00 AM
TO: 9:00 AM

WEATHER
 Cloudy

TIME		COUNT LOCATION															
		1		2		3		4		5		6*		7		8	
FROM:	TO:	IN	OUT	IN	OUT	IN	OUT	IN	OUT	IN	OUT	IN	OUT	IN	OUT	IN	OUT
7:00 AM	8:00 AM	386		465		166		97		272				212		166	
7:15 AM	8:15 AM	498		505		173		101		300				257		183	
7:30 AM	8:30 AM	565		513		181		109		327				265		226	
7:45 AM	8:45 AM	637		507		167		116		386				286		240	
8:00 AM	9:00 AM	691		480		170		107		421				298		240	

* One way roadway (outbound only)

TIME		COUNT LOCATION																TOTAL
		9		10		11		12		13		14		15		16		
FROM:	TO:	IN	OUT	IN	OUT	IN	OUT	IN	OUT	IN	OUT	IN	OUT	IN	OUT	IN	OUT	IN
7:00 AM	8:00 AM	24		4		31		22		259		37		28		77		2,246
7:15 AM	8:15 AM	26		11		68		35		312		53		33		94		2,649
7:30 AM	8:30 AM	37		12		70		37		359		58		26		95		2,880
7:45 AM	8:45 AM	48		16		67		29		366		67		24		107		3,063
8:00 AM	9:00 AM	56		16		49		23		398		63		17		126		3,155

TOTAL PEAK HOUR TRAFFIC: 3,155

Notes:



STANFORD UNIVERSITY TRAFFIC COUNTS

AM COUNT TIME
FROM: 7:00 AM
TO: 9:00 AM

DATE COUNTED
 May 18, 2022

DAY OF THE WEEK
 Wednesday

PEAK HOUR
FROM: 7:45 AM
TO: 8:45 AM

WEATHER
 Cloudy

TIME		COUNT LOCATION															
		1		2		3		4		5		6*		7		8	
FROM:	TO:	IN	OUT	IN	OUT	IN	OUT	IN	OUT	IN	OUT	IN	OUT	IN	OUT	IN	OUT
7:00 AM	8:00 AM	412		437		163		97		269				213		166	
7:15 AM	8:15 AM	511		454		163		101		288				231		183	
7:30 AM	8:30 AM	602		485		172		109		335				278		226	
7:45 AM	8:45 AM	648		468		177		116		410				296		240	
8:00 AM	9:00 AM	629		447		171		107		462				290		240	

* One way roadway (outbound only)

TIME		COUNT LOCATION																TOTAL
		9		10		11		12		13		14		15		16		
FROM:	TO:	IN	OUT	IN	OUT	IN	OUT	IN	OUT	IN	OUT	IN	OUT	IN	OUT	IN	OUT	IN
7:00 AM	8:00 AM	27		11		30		11		272		42		30		83		2,263
7:15 AM	8:15 AM	31		10		63		21		328		56		26		108		2,574
7:30 AM	8:30 AM	46		8		66		20		356		63		25		121		2,912
7:45 AM	8:45 AM	49		8		73		19		373		64		25		125		3,091
8:00 AM	9:00 AM	61		11		53		18		359		70		18		124		3,060

TOTAL PEAK HOUR TRAFFIC: 3,091

Notes:



STANFORD UNIVERSITY TRAFFIC COUNTS

AM COUNT TIME
FROM: 7:00 AM
TO: 9:00 AM

DATE COUNTED
 May 19, 2022

DAY OF THE WEEK
 Thursday

PEAK HOUR
FROM: 8:00 AM
TO: 9:00 AM

WEATHER
 Cloudy

TIME		COUNT LOCATION															
		1		2		3		4		5		6*		7		8	
FROM:	TO:	IN	OUT	IN	OUT	IN	OUT	IN	OUT	IN	OUT	IN	OUT	IN	OUT	IN	OUT
7:00 AM	8:00 AM	398		432		155		97		269				217		166	
7:15 AM	8:15 AM	460		438		152		101		309				263		183	
7:30 AM	8:30 AM	522		466		158		109		353				300		226	
7:45 AM	8:45 AM	581		460		159		116		407				326		240	
8:00 AM	9:00 AM	611		437		147		107		441				330		240	

* One way roadway (outbound only)

TIME		COUNT LOCATION																TOTAL
		9		10		11		12		13		14		15		16		
FROM:	TO:	IN	OUT	IN	OUT	IN	OUT	IN	OUT	IN	OUT	IN	OUT	IN	OUT	IN	OUT	IN
7:00 AM	8:00 AM	26		15		38		16		255		39		32		67		2,222
7:15 AM	8:15 AM	27		19		83		32		314		53		38		79		2,551
7:30 AM	8:30 AM	31		19		85		34		334		55		33		93		2,818
7:45 AM	8:45 AM	38		18		86		28		351		67		29		113		3,019
8:00 AM	9:00 AM	44		15		59		26		382		70		23		116		3,048

TOTAL PEAK HOUR TRAFFIC: 3,048

Notes:



STANFORD UNIVERSITY TRAFFIC COUNTS

AM COUNT TIME	DATE COUNTED	DAY OF THE WEEK	PEAK HOUR	WEATHER
FROM: 7:00 AM	May 20, 2022	Thursday	FROM: 7:45 AM	Cloudy
TO: 9:00 AM			TO: 8:45 AM	

TIME		COUNT LOCATION															
		1		2		3		4		5		6*		7		8	
FROM:	TO:	IN	OUT	IN	OUT	IN	OUT	IN	OUT	IN	OUT	IN	OUT	IN	OUT	IN	OUT
7:00 AM	8:00 AM	348		382		153		97		263				241		166	
7:15 AM	8:15 AM	444		397		159		101		290				274		183	
7:30 AM	8:30 AM	526		395		154		109		316				266		226	
7:45 AM	8:45 AM	575		397		159		116		348				283		240	
8:00 AM	9:00 AM	587		381		140		107		381				262		240	

* One way roadway (outbound only)

TIME		COUNT LOCATION																TOTAL
		9		10		11		12		13		14		15		16		
FROM:	TO:	IN	OUT	IN	OUT	IN	OUT	IN	OUT	IN	OUT	IN	OUT	IN	OUT	IN	OUT	IN
7:00 AM	8:00 AM	26		9		27		13		224		32		27		70		2,078
7:15 AM	8:15 AM	31		13		77		32		283		47		26		86		2,443
7:30 AM	8:30 AM	43		15		80		32		289		48		21		95		2,615
7:45 AM	8:45 AM	51		12		81		28		299		57		25		107		2,778
8:00 AM	9:00 AM	55		12		58		27		311		63		23		113		2,760

TOTAL PEAK HOUR TRAFFIC: 2,778

Notes:



STANFORD UNIVERSITY TRAFFIC COUNTS

PM COUNT TIME
FROM: 4:00 PM
TO: 6:00 PM

DATE COUNTED
 May 16, 2022

DAY OF THE WEEK
 Monday

PEAK HOUR
FROM: 5:00 PM
TO: 6:00 PM

WEATHER
 Mostly Cloudy

TIME		COUNT LOCATION															
		1		2		3		4		5		6		7		8	
FROM:	TO:	IN	OUT	IN	OUT	IN	OUT	IN	OUT	IN	OUT	IN	OUT	IN	OUT	IN	OUT
4:00 PM	5:00 PM		592		378		148		139		275		13		391		267
4:15 PM	5:15 PM		629		410		148		133		295		13		415		301
4:30 PM	5:30 PM		733		419		151		150		330		21		431		296
4:45 PM	5:45 PM		761		439		141		158		347		26		415		296
5:00 PM	6:00 PM		785		431		148		160		356		26		390		320

TIME		COUNT LOCATION																TOTAL
		9		10		11		12		13		14		15		16		
FROM:	TO:	IN	OUT	IN	OUT	IN	OUT	IN	OUT	IN	OUT	IN	OUT	IN	OUT	IN	OUT	OUT
4:00 PM	5:00 PM		41		36		23		14		333		68		14		133	2865
4:15 PM	5:15 PM		43		42		21		10		372		64		14		143	3053
4:30 PM	5:30 PM		41		41		20		13		392		62		12		138	3250
4:45 PM	5:45 PM		43		41		19		16		393		71		8		162	3336
5:00 PM	6:00 PM		39		37		21		18		383		70		9		175	3368

TOTAL PEAK HOUR TRAFFIC: 3368

Notes



STANFORD UNIVERSITY TRAFFIC COUNTS

PM COUNT TIME
FROM: 4:00 PM
TO: 6:00 PM

DATE COUNTED
 May 17, 2022

DAY OF THE WEEK
 Tuesday

PEAK HOUR
FROM: 5:00 PM
TO: 6:00 PM

WEATHER
 Mostly Cloudy

TIME		COUNT LOCATION															
		1		2		3		4		5		6		7		8	
FROM:	TO:	IN	OUT	IN	OUT	IN	OUT	IN	OUT	IN	OUT	IN	OUT	IN	OUT	IN	OUT
4:00 PM	5:00 PM		699		433		157		131		342		27		389		301
4:15 PM	5:15 PM		762		472		159		147		355		29		429		324
4:30 PM	5:30 PM		835		481		164		157		384		22		438		310
4:45 PM	5:45 PM		867		483		162		173		374		21		434		305
5:00 PM	6:00 PM		886		476		155		171		358		20		444		306

TIME		COUNT LOCATION																TOTAL
		9		10		11		12		13		14		15		16		
FROM:	TO:	IN	OUT	IN	OUT	IN	OUT	IN	OUT	IN	OUT	IN	OUT	IN	OUT	IN	OUT	OUT
4:00 PM	5:00 PM		45		24		16		18		401		83		8		171	3245
4:15 PM	5:15 PM		50		29		19		17		418		74		8		180	3472
4:30 PM	5:30 PM		49		27		22		18		428		63		9		174	3581
4:45 PM	5:45 PM		48		29		24		15		424		54		8		160	3581
5:00 PM	6:00 PM		49		40		24		10		419		53		6		178	3595

TOTAL PEAK HOUR TRAFFIC: 3595

Notes



STANFORD UNIVERSITY TRAFFIC COUNTS

PM COUNT TIME
FROM: 4:00 PM
TO: 6:00 PM

DATE COUNTED
 May 18, 2022

DAY OF THE WEEK
 Wednesday

PEAK HOUR
FROM: 4:45 PM
TO: 5:45 PM

WEATHER
 Mostly Cloudy

TIME		COUNT LOCATION															
		1		2		3		4		5		6		7		8	
FROM:	TO:	IN	OUT	IN	OUT	IN	OUT	IN	OUT	IN	OUT	IN	OUT	IN	OUT	IN	OUT
4:00 PM	5:00 PM		801		438		159		170		346		29		390		311
4:15 PM	5:15 PM		755		460		143		181		388		31		437		326
4:30 PM	5:30 PM		779		498		134		198		384		32		451		317
4:45 PM	5:45 PM		749		510		140		197		409		30		466		308
5:00 PM	6:00 PM		690		462		147		179		436		35		467		329

TIME		COUNT LOCATION																TOTAL
		9		10		11		12		13		14		15		16		
FROM:	TO:	IN	OUT	IN	OUT	IN	OUT	IN	OUT	IN	OUT	IN	OUT	IN	OUT	IN	OUT	OUT
4:00 PM	5:00 PM		41		20		28		12		419		65		5		175	3409
4:15 PM	5:15 PM		48		23		22		14		448		65		7		177	3525
4:30 PM	5:30 PM		53		17		21		20		452		53		8		164	3581
4:45 PM	5:45 PM		57		16		21		19		451		57		10		171	3611
5:00 PM	6:00 PM		56		21		27		17		453		55		9		185	3568

TOTAL PEAK HOUR TRAFFIC: 3611

Notes



STANFORD UNIVERSITY TRAFFIC COUNTS

PM COUNT TIME
FROM: 4:00 PM
TO: 6:00 PM

DATE COUNTED
 May 19, 2022

DAY OF THE WEEK
 Thursday

PEAK HOUR
FROM: 4:45 PM
TO: 5:45 PM

WEATHER
 Mostly Cloudy

TIME		COUNT LOCATION															
		1		2		3		4		5		6		7		8	
FROM:	TO:	IN	OUT	IN	OUT	IN	OUT	IN	OUT	IN	OUT	IN	OUT	IN	OUT	IN	OUT
4:00 PM	5:00 PM		786		396		154		147		292		28		407		329
4:15 PM	5:15 PM		793		406		162		156		344		30		448		317
4:30 PM	5:30 PM		810		421		156		160		371		30		472		320
4:45 PM	5:45 PM		818		440		162		158		400		30		488		317
5:00 PM	6:00 PM		815		431		155		150		402		26		446		327

TIME		COUNT LOCATION																TOTAL
		9		10		11		12		13		14		15		16		
FROM:	TO:	IN	OUT	IN	OUT	IN	OUT	IN	OUT	IN	OUT	IN	OUT	IN	OUT	IN	OUT	OUT
4:00 PM	5:00 PM		48		26		36		17		351		70		5		145	3237
4:15 PM	5:15 PM		46		32		34		16		409		65		7		175	3440
4:30 PM	5:30 PM		50		35		29		20		451		66		6		186	3583
4:45 PM	5:45 PM		51		39		21		19		458		71		12		188	3672
5:00 PM	6:00 PM		59		40		23		17		460		75		16		200	3642

TOTAL PEAK HOUR TRAFFIC: 3672

Notes



STANFORD UNIVERSITY TRAFFIC COUNTS

PM COUNT TIME
FROM: 4:00 PM
TO: 6:00 PM

DATE COUNTED
 May 20, 2022

DAY OF THE WEEK
 Friday

PEAK HOUR
FROM: 4:45 PM
TO: 5:45 PM

WEATHER
 Mostly Cloudy

TIME		COUNT LOCATION															
		1		2		3		4		5		6		7		8	
FROM:	TO:	IN	OUT	IN	OUT	IN	OUT	IN	OUT	IN	OUT	IN	OUT	IN	OUT	IN	OUT
4:00 PM	5:00 PM		652		331		157		126		367		17		356		324
4:15 PM	5:15 PM		675		355		158		139		370		24		396		341
4:30 PM	5:30 PM		700		395		147		153		371		26		406		365
4:45 PM	5:45 PM		681		427		139		151		401		24		421		377
5:00 PM	6:00 PM		672		406		134		151		413		25		403		360

TIME		COUNT LOCATION																TOTAL
		9		10		11		12		13		14		15		16		
FROM:	TO:	IN	OUT	IN	OUT	IN	OUT	IN	OUT	IN	OUT	IN	OUT	IN	OUT	IN	OUT	OUT
4:00 PM	5:00 PM		46		42		29		11		335		72		10		195	3070
4:15 PM	5:15 PM		50		42		30		12		371		70		13		200	3246
4:30 PM	5:30 PM		42		39		31		15		426		69		13		205	3403
4:45 PM	5:45 PM		63		44		27		19		447		62		12		210	3505
5:00 PM	6:00 PM		72		41		29		19		453		60		12		235	3485

TOTAL PEAK HOUR TRAFFIC: 3505

Notes

Site 5 no data. Replaced with week 5.



STANFORD UNIVERSITY TRAFFIC COUNTS

AM COUNT TIME
FROM: 7:00 AM
TO: 9:00 AM

DATE COUNTED
 October 3, 2022

DAY OF THE WEEK
 Monday

PEAK HOUR
FROM: 7:45 AM
TO: 8:45 AM

WEATHER
 Cloudy

TIME		COUNT LOCATION															
		1		2		3		4		5		6*		7		8	
FROM:	TO:	IN	OUT	IN	OUT	IN	OUT	IN	OUT	IN	OUT	IN	OUT	IN	OUT	IN	OUT
7:00 AM	8:00 AM	437		487		160		107		278				242		183	
7:15 AM	8:15 AM	534		496		164		123		290				272		216	
7:30 AM	8:30 AM	588		516		165		118		321				302		247	
7:45 AM	8:45 AM	639		512		162		118		343				316		266	
8:00 AM	9:00 AM	665		489		161		103		356				305		277	

* One way roadway (outbound only)

TIME		COUNT LOCATION																TOTAL
		9		10		11		12		13		14		15		16		
FROM:	TO:	IN	OUT	IN	OUT	IN	OUT	IN	OUT	IN	OUT	IN	OUT	IN	OUT	IN	OUT	IN
7:00 AM	8:00 AM	27		12		32		18		282		29		13		68		2,375
7:15 AM	8:15 AM	36		16		64		35		319		46		15		82		2,708
7:30 AM	8:30 AM	46		22		68		33		356		54		18		85		2,939
7:45 AM	8:45 AM	52		26		69		28		385		68		20		92		3,096
8:00 AM	9:00 AM	50		31		56		25		386		71		16		98		3,089

TOTAL PEAK HOUR TRAFFIC: 3,096

Notes:

Site 5 too low, replaced with week 8



STANFORD UNIVERSITY TRAFFIC COUNTS

AM COUNT TIME
FROM: 7:00 AM
TO: 9:00 AM

DATE COUNTED
 October 4, 2022

DAY OF THE WEEK
 Tuesday

PEAK HOUR
FROM: 8:00 AM
TO: 9:00 AM

WEATHER
 Cloudy

TIME		COUNT LOCATION															
		1		2		3		4		5		6*		7		8	
FROM:	TO:	IN	OUT	IN	OUT	IN	OUT	IN	OUT	IN	OUT	IN	OUT	IN	OUT	IN	OUT
7:00 AM	8:00 AM	444		495		156		112		272				249		173	
7:15 AM	8:15 AM	545		512		150		122		301				269		213	
7:30 AM	8:30 AM	611		517		146		107		351				302		243	
7:45 AM	8:45 AM	683		534		129		114		398				310		284	
8:00 AM	9:00 AM	730		529		120		126		446				337		292	

* One way roadway (outbound only)

TIME		COUNT LOCATION																TOTAL
		9		10		11		12		13		14		15		16		
FROM:	TO:	IN	OUT	IN	OUT	IN	OUT	IN	OUT	IN	OUT	IN	OUT	IN	OUT	IN	OUT	IN
7:00 AM	8:00 AM	31		15		31		16		265		29		13		85		2,386
7:15 AM	8:15 AM	40		22		66		25		322		44		14		88		2,733
7:30 AM	8:30 AM	53		24		67		29		373		57		19		100		2,999
7:45 AM	8:45 AM	65		28		64		21		414		67		18		103		3,232
8:00 AM	9:00 AM	58		23		55		17		450		68		16		104		3,371

TOTAL PEAK HOUR TRAFFIC: 3,371

Notes:



STANFORD UNIVERSITY TRAFFIC COUNTS

AM COUNT TIME
FROM: 7:00 AM
TO: 9:00 AM

DATE COUNTED
 October 5, 2022

DAY OF THE WEEK
 Wednesday

PEAK HOUR
FROM: 8:00 AM
TO: 9:00 AM

WEATHER
 Cloudy

TIME		COUNT LOCATION															
		1		2		3		4		5		6*		7		8	
FROM:	TO:	IN	OUT	IN	OUT	IN	OUT	IN	OUT	IN	OUT	IN	OUT	IN	OUT	IN	OUT
7:00 AM	8:00 AM	444		519		168		104		302				238		175	
7:15 AM	8:15 AM	520		529		178		119		332				284		213	
7:30 AM	8:30 AM	587		565		175		125		364				304		244	
7:45 AM	8:45 AM	579		539		155		127		356				325		268	
8:00 AM	9:00 AM	622		493		146		128		390				340		269	

* One way roadway (outbound only)

TIME		COUNT LOCATION																TOTAL
		9		10		11		12		13		14		15		16		
FROM:	TO:	IN	OUT	IN	OUT	IN	OUT	IN	OUT	IN	OUT	IN	OUT	IN	OUT	IN	OUT	IN
7:00 AM	8:00 AM	30		9		27		22		263		42		20		68		2,431
7:15 AM	8:15 AM	34		14		64		31		313		53		21		85		2,790
7:30 AM	8:30 AM	42		21		68		35		341		57		22		97		3,047
7:45 AM	8:45 AM	48		26		66		29		370		62		19		107		3,076
8:00 AM	9:00 AM	55		28		55		19		359		64		20		115		3,103

TOTAL PEAK HOUR TRAFFIC: 3,103

Notes:



STANFORD UNIVERSITY TRAFFIC COUNTS

AM COUNT TIME
FROM: 7:00 AM
TO: 9:00 AM

DATE COUNTED
 October 6, 2022

DAY OF THE WEEK
 Thursday

PEAK HOUR
FROM: 8:00 AM
TO: 9:00 AM

WEATHER
 Cloudy

TIME		COUNT LOCATION															
		1		2		3		4		5		6*		7		8	
FROM:	TO:	IN	OUT	IN	OUT	IN	OUT	IN	OUT	IN	OUT	IN	OUT	IN	OUT	IN	OUT
7:00 AM	8:00 AM	427		465		156		115		281				278		164	
7:15 AM	8:15 AM	521		498		162		112		313				321		204	
7:30 AM	8:30 AM	608		502		150		123		362				333		241	
7:45 AM	8:45 AM	662		528		136		129		391				355		262	
8:00 AM	9:00 AM	689		526		123		132		396				350		275	

* One way roadway (outbound only)

TIME		COUNT LOCATION																TOTAL
		9		10		11		12		13		14		15		16		
FROM:	TO:	IN	OUT	IN	OUT	IN	OUT	IN	OUT	IN	OUT	IN	OUT	IN	OUT	IN	OUT	IN
7:00 AM	8:00 AM	34		10		30		13		261		39		21		76		2,370
7:15 AM	8:15 AM	38		19		67		26		317		55		21		91		2,765
7:30 AM	8:30 AM	47		19		73		31		327		61		19		102		2,998
7:45 AM	8:45 AM	52		22		74		25		356		68		18		101		3,179
8:00 AM	9:00 AM	56		27		63		24		376		56		14		113		3,220

TOTAL PEAK HOUR TRAFFIC: 3,220

Notes:



STANFORD UNIVERSITY TRAFFIC COUNTS

AM COUNT TIME
FROM: 7:00 AM
TO: 9:00 AM

DATE COUNTED
 October 7, 2022

DAY OF THE WEEK
 Thursday

PEAK HOUR
FROM: 8:00 AM
TO: 9:00 AM

WEATHER
 Cloudy

TIME		COUNT LOCATION															
		1		2		3		4		5		6*		7		8	
FROM:	TO:	IN	OUT	IN	OUT	IN	OUT	IN	OUT	IN	OUT	IN	OUT	IN	OUT	IN	OUT
7:00 AM	8:00 AM	369		433		129		92		275				247		172	
7:15 AM	8:15 AM	451		463		122		103		299				290		203	
7:30 AM	8:30 AM	537		477		126		108		330				318		244	
7:45 AM	8:45 AM	604		488		126		110		385				346		262	
8:00 AM	9:00 AM	615		469		136		125		417				339		277	

* One way roadway (outbound only)

TIME		COUNT LOCATION																TOTAL
		9		10		11		12		13		14		15		16		
FROM:	TO:	IN	OUT	IN	OUT	IN	OUT	IN	OUT	IN	OUT	IN	OUT	IN	OUT	IN	OUT	IN
7:00 AM	8:00 AM	39		12		31		15		232		39		14		69		2,168
7:15 AM	8:15 AM	46		13		67		24		285		55		16		84		2,521
7:30 AM	8:30 AM	50		16		69		28		318		61		14		102		2,798
7:45 AM	8:45 AM	63		18		67		23		347		58		14		111		3,022
8:00 AM	9:00 AM	54		15		55		19		346		56		12		111		3,046

TOTAL PEAK HOUR TRAFFIC: 3,046

Notes:



STANFORD UNIVERSITY TRAFFIC COUNTS

PM COUNT TIME
FROM: 4:00 PM
TO: 6:00 PM

DATE COUNTED
 October 3, 2022

DAY OF THE WEEK
 Monday

PEAK HOUR
FROM: 5:00 PM
TO: 6:00 PM

WEATHER
 Mostly Cloudy

TIME		COUNT LOCATION															
		1		2		3		4		5		6		7		8	
FROM:	TO:	IN	OUT	IN	OUT	IN	OUT	IN	OUT	IN	OUT	IN	OUT	IN	OUT	IN	OUT
4:00 PM	5:00 PM		643		420		137		138		271		13		359		281
4:15 PM	5:15 PM		698		468		165		149		311		17		384		288
4:30 PM	5:30 PM		748		513		173		169		326		18		409		300
4:45 PM	5:45 PM		743		525		175		186		338		14		397		298
5:00 PM	6:00 PM		727		557		169		196		353		18		413		295

TIME		COUNT LOCATION																TOTAL
		9		10		11		12		13		14		15		16		
FROM:	TO:	IN	OUT	IN	OUT	IN	OUT	IN	OUT	IN	OUT	IN	OUT	IN	OUT	IN	OUT	OUT
4:00 PM	5:00 PM		52		23		18		16		307		59		6		133	2876
4:15 PM	5:15 PM		49		35		17		19		347		61		7		150	3165
4:30 PM	5:30 PM		61		38		21		19		357		67		10		140	3369
4:45 PM	5:45 PM		59		42		26		17		349		61		10		128	3368
5:00 PM	6:00 PM		57		48		33		15		344		52		11		139	3427

TOTAL PEAK HOUR TRAFFIC: 3427

Notes

Site 5 too low, replaced with week 8



STANFORD UNIVERSITY TRAFFIC COUNTS

PM COUNT TIME
FROM: 4:00 PM
TO: 6:00 PM

DATE COUNTED
 October 4, 2022

DAY OF THE WEEK
 Tuesday

PEAK HOUR
FROM: 5:00 PM
TO: 6:00 PM

WEATHER
 Mostly Cloudy

TIME		COUNT LOCATION															
		1		2		3		4		5		6		7		8	
FROM:	TO:	IN	OUT	IN	OUT	IN	OUT	IN	OUT	IN	OUT	IN	OUT	IN	OUT	IN	OUT
4:00 PM	5:00 PM		769		492		144		170		311		21		379		287
4:15 PM	5:15 PM		796		522		156		190		336		30		431		301
4:30 PM	5:30 PM		840		548		165		195		368		32		492		317
4:45 PM	5:45 PM		839		557		175		195		395		32		507		317
5:00 PM	6:00 PM		815		556		192		202		381		30		505		305

TIME		COUNT LOCATION																TOTAL
		9		10		11		12		13		14		15		16		
FROM:	TO:	IN	OUT	IN	OUT	IN	OUT	IN	OUT	IN	OUT	IN	OUT	IN	OUT	IN	OUT	OUT
4:00 PM	5:00 PM		52		28		25		8		373		72		6		148	3285
4:15 PM	5:15 PM		61		30		21		8		381		55		7		139	3464
4:30 PM	5:30 PM		69		32		21		7		373		55		7		160	3681
4:45 PM	5:45 PM		65		33		18		8		389		61		7		167	3765
5:00 PM	6:00 PM		70		35		26		12		396		63		5		179	3772

TOTAL PEAK HOUR TRAFFIC: 3772

Notes



STANFORD UNIVERSITY TRAFFIC COUNTS

PM COUNT TIME
FROM: 4:00 PM
TO: 6:00 PM

DATE COUNTED
 October 5, 2022

DAY OF THE WEEK
 Wednesday

PEAK HOUR
FROM: 4:45 PM
TO: 5:45 PM

WEATHER
 Mostly Cloudy

TIME		COUNT LOCATION															
		1		2		3		4		5		6		7		8	
FROM:	TO:	IN	OUT	IN	OUT	IN	OUT	IN	OUT	IN	OUT	IN	OUT	IN	OUT	IN	OUT
4:00 PM	5:00 PM		751		442		159		145		285		20		386		278
4:15 PM	5:15 PM		815		446		153		151		320		19		427		308
4:30 PM	5:30 PM		844		484		150		160		387		22		454		322
4:45 PM	5:45 PM		853		498		155		176		399		21		461		344
5:00 PM	6:00 PM		817		501		164		160		398		22		467		334

TIME		COUNT LOCATION																TOTAL
		9		10		11		12		13		14		15		16		
FROM:	TO:	IN	OUT	IN	OUT	IN	OUT	IN	OUT	IN	OUT	IN	OUT	IN	OUT	IN	OUT	OUT
4:00 PM	5:00 PM		60		27		23		15		394		61		8		174	3228
4:15 PM	5:15 PM		64		29		23		13		409		56		7		175	3415
4:30 PM	5:30 PM		66		36		25		20		426		62		7		163	3628
4:45 PM	5:45 PM		65		37		32		20		423		55		8		170	3717
5:00 PM	6:00 PM		74		41		33		16		410		51		8		156	3652

TOTAL PEAK HOUR TRAFFIC: 3717

Notes



STANFORD UNIVERSITY TRAFFIC COUNTS

PM COUNT TIME
FROM: 4:00 PM
TO: 6:00 PM

DATE COUNTED
 October 6, 2022

DAY OF THE WEEK
 Thursday

PEAK HOUR
FROM: 4:45 PM
TO: 5:45 PM

WEATHER
 Mostly Cloudy

TIME		COUNT LOCATION															
		1		2		3		4		5		6		7		8	
FROM:	TO:	IN	OUT	IN	OUT	IN	OUT	IN	OUT	IN	OUT	IN	OUT	IN	OUT	IN	OUT
4:00 PM	5:00 PM		714		419		138		133		295		20		402		277
4:15 PM	5:15 PM		733		445		149		148		310		21		436		299
4:30 PM	5:30 PM		755		489		157		166		353		22		471		312
4:45 PM	5:45 PM		778		506		153		160		386		27		494		317
5:00 PM	6:00 PM		742		491		158		174		390		26		488		327

TIME		COUNT LOCATION																TOTAL
		9		10		11		12		13		14		15		16		
FROM:	TO:	IN	OUT	IN	OUT	IN	OUT	IN	OUT	IN	OUT	IN	OUT	IN	OUT	IN	OUT	OUT
4:00 PM	5:00 PM		51		29		22		25		335		75		9		190	3134
4:15 PM	5:15 PM		57		32		23		21		359		70		15		180	3298
4:30 PM	5:30 PM		57		32		23		16		394		67		14		195	3523
4:45 PM	5:45 PM		63		31		20		19		382		58		7		190	3591
5:00 PM	6:00 PM		61		33		21		19		387		59		7		187	3570

TOTAL PEAK HOUR TRAFFIC: 3591

Notes



STANFORD UNIVERSITY TRAFFIC COUNTS

PM COUNT TIME
FROM: 4:00 PM
TO: 6:00 PM

DATE COUNTED
 October 7, 2022

DAY OF THE WEEK
 Friday

PEAK HOUR
FROM: 5:00 PM
TO: 6:00 PM

WEATHER
 Mostly Cloudy

TIME		COUNT LOCATION															
		1		2		3		4		5		6		7		8	
FROM:	TO:	IN	OUT	IN	OUT	IN	OUT	IN	OUT	IN	OUT	IN	OUT	IN	OUT	IN	OUT
4:00 PM	5:00 PM		654		394		116		136		321		20		378		362
4:15 PM	5:15 PM		660		416		132		138		355		23		395		369
4:30 PM	5:30 PM		713		464		153		134		379		21		437		380
4:45 PM	5:45 PM		692		465		150		130		375		17		465		369
5:00 PM	6:00 PM		708		473		163		126		392		19		486		379

TIME		COUNT LOCATION																TOTAL
		9		10		11		12		13		14		15		16		
FROM:	TO:	IN	OUT	IN	OUT	IN	OUT	IN	OUT	IN	OUT	IN	OUT	IN	OUT	IN	OUT	OUT
4:00 PM	5:00 PM		69		33		23		17		338		65		5		179	3110
4:15 PM	5:15 PM		70		33		22		15		361		65		6		180	3240
4:30 PM	5:30 PM		71		30		25		13		381		63		8		183	3455
4:45 PM	5:45 PM		64		33		24		12		382		62		7		205	3452
5:00 PM	6:00 PM		69		34		28		10		398		56		8		206	3555

TOTAL PEAK HOUR TRAFFIC: 3555

Notes

Site 5 no data. Replaced with week 5.



STANFORD UNIVERSITY TRAFFIC COUNTS

AM COUNT TIME
FROM: 7:00 AM
TO: 9:00 AM

DATE COUNTED
 October 10, 2022

DAY OF THE WEEK
 Monday

PEAK HOUR
FROM: 8:00 AM
TO: 9:00 AM

WEATHER
 Cloudy

TIME		COUNT LOCATION															
		1		2		3		4		5		6*		7		8	
FROM:	TO:	IN	OUT	IN	OUT	IN	OUT	IN	OUT	IN	OUT	IN	OUT	IN	OUT	IN	OUT
7:00 AM	8:00 AM	392		404		130		99		278				256		183	
7:15 AM	8:15 AM	460		423		146		102		290				283		205	
7:30 AM	8:30 AM	508		446		153		105		321				310		233	
7:45 AM	8:45 AM	528		468		142		105		343				323		247	
8:00 AM	9:00 AM	536		450		131		103		356				326		260	

* One way roadway (outbound only)

TIME		COUNT LOCATION																TOTAL
		9		10		11		12		13		14		15		16		
FROM:	TO:	IN	OUT	IN	OUT	IN	OUT	IN	OUT	IN	OUT	IN	OUT	IN	OUT	IN	OUT	IN
7:00 AM	8:00 AM	34		7		9		8		258		29		15		49		2,151
7:15 AM	8:15 AM	34		14		11		7		293		39		13		55		2,375
7:30 AM	8:30 AM	31		24		16		8		310		46		7		75		2,593
7:45 AM	8:45 AM	39		22		15		11		313		57		9		90		2,712
8:00 AM	9:00 AM	37		28		20		15		325		48		11		104		2,750

TOTAL PEAK HOUR TRAFFIC: 2,750

Notes:



STANFORD UNIVERSITY TRAFFIC COUNTS

AM COUNT TIME
FROM: 7:00 AM
TO: 9:00 AM

DATE COUNTED
 October 11, 2022

DAY OF THE WEEK
 Tuesday

PEAK HOUR
FROM: 8:00 AM
TO: 9:00 AM

WEATHER
 Cloudy

TIME		COUNT LOCATION															
		1		2		3		4		5		6*		7		8	
FROM:	TO:	IN	OUT	IN	OUT	IN	OUT	IN	OUT	IN	OUT	IN	OUT	IN	OUT	IN	OUT
7:00 AM	8:00 AM	452		465		152		109		272				268		151	
7:15 AM	8:15 AM	525		510		150		110		331				306		190	
7:30 AM	8:30 AM	574		529		142		97		362				318		213	
7:45 AM	8:45 AM	667		517		133		107		382				355		261	
8:00 AM	9:00 AM	709		518		124		106		419				357		285	

* One way roadway (outbound only)

TIME		COUNT LOCATION																TOTAL
		9		10		11		12		13		14		15		16		
FROM:	TO:	IN	OUT	IN	OUT	IN	OUT	IN	OUT	IN	OUT	IN	OUT	IN	OUT	IN	OUT	IN
7:00 AM	8:00 AM	27		13		27		19		293		37		26		78		2,389
7:15 AM	8:15 AM	38		18		62		31		347		52		27		87		2,784
7:30 AM	8:30 AM	45		16		66		35		383		53		25		96		2,954
7:45 AM	8:45 AM	58		23		70		32		409		57		26		108		3,205
8:00 AM	9:00 AM	65		23		62		27		413		58		18		121		3,305

TOTAL PEAK HOUR TRAFFIC: 3,305

Notes:



STANFORD UNIVERSITY TRAFFIC COUNTS

AM COUNT TIME
FROM: 7:00 AM
TO: 9:00 AM

DATE COUNTED
 October 12, 2022

DAY OF THE WEEK
 Wednesday

PEAK HOUR
FROM: 8:00 AM
TO: 9:00 AM

WEATHER
 Cloudy

TIME		COUNT LOCATION															
		1		2		3		4		5		6*		7		8	
FROM:	TO:	IN	OUT	IN	OUT	IN	OUT	IN	OUT	IN	OUT	IN	OUT	IN	OUT	IN	OUT
7:00 AM	8:00 AM	417		476		157		112		266				273		184	
7:15 AM	8:15 AM	500		498		153		123		301				282		200	
7:30 AM	8:30 AM	588		523		151		122		353				321		247	
7:45 AM	8:45 AM	643		523		140		120		390				329		272	
8:00 AM	9:00 AM	695		487		129		127		422				321		290	

* One way roadway (outbound only)

TIME		COUNT LOCATION																TOTAL
		9		10		11		12		13		14		15		16		
FROM:	TO:	IN	OUT	IN	OUT	IN	OUT	IN	OUT	IN	OUT	IN	OUT	IN	OUT	IN	OUT	IN
7:00 AM	8:00 AM	32		17		31		25		309		43		19		93		2,454
7:15 AM	8:15 AM	39		19		77		36		361		57		24		107		2,777
7:30 AM	8:30 AM	43		16		76		40		409		55		24		122		3,090
7:45 AM	8:45 AM	47		18		78		32		435		59		23		119		3,228
8:00 AM	9:00 AM	53		20		64		27		430		67		21		137		3,290

TOTAL PEAK HOUR TRAFFIC: 3,290

Notes:



STANFORD UNIVERSITY TRAFFIC COUNTS

AM COUNT TIME
FROM: 7:00 AM
TO: 9:00 AM

DATE COUNTED
 October 13, 2022

DAY OF THE WEEK
 Thursday

PEAK HOUR
FROM: 8:00 AM
TO: 9:00 AM

WEATHER
 Cloudy

TIME		COUNT LOCATION															
		1		2		3		4		5		6*		7		8	
FROM:	TO:	IN	OUT	IN	OUT	IN	OUT	IN	OUT	IN	OUT	IN	OUT	IN	OUT	IN	OUT
7:00 AM	8:00 AM	430		469		149		98		287				255		195	
7:15 AM	8:15 AM	494		485		157		107		293				288		225	
7:30 AM	8:30 AM	563		487		166		107		332				309		231	
7:45 AM	8:45 AM	606		503		155		108		388				324		264	
8:00 AM	9:00 AM	676		485		136		112		414				344		264	

* One way roadway (outbound only)

TIME		COUNT LOCATION																TOTAL
		9		10		11		12		13		14		15		16		
FROM:	TO:	IN	OUT	IN	OUT	IN	OUT	IN	OUT	IN	OUT	IN	OUT	IN	OUT	IN	OUT	IN
7:00 AM	8:00 AM	36		4		29		16		312		29		20		87		2,416
7:15 AM	8:15 AM	43		9		59		29		353		40		23		99		2,704
7:30 AM	8:30 AM	53		14		58		31		391		50		22		118		2,932
7:45 AM	8:45 AM	60		21		62		25		403		65		21		132		3,137
8:00 AM	9:00 AM	56		25		53		41		389		65		20		134		3,214

TOTAL PEAK HOUR TRAFFIC: 3,214

Notes:



STANFORD UNIVERSITY TRAFFIC COUNTS

AM COUNT TIME
FROM: 7:00 AM
TO: 9:00 AM

DATE COUNTED
 October 14, 2022

DAY OF THE WEEK
 Thursday

PEAK HOUR
FROM: 8:00 AM
TO: 9:00 AM

WEATHER
 Cloudy

TIME		COUNT LOCATION															
		1		2		3		4		5		6*		7		8	
FROM:	TO:	IN	OUT	IN	OUT	IN	OUT	IN	OUT	IN	OUT	IN	OUT	IN	OUT	IN	OUT
7:00 AM	8:00 AM	369		446		139		88		315				251		184	
7:15 AM	8:15 AM	458		470		143		96		347				288		209	
7:30 AM	8:30 AM	535		492		151		107		371				288		223	
7:45 AM	8:45 AM	576		461		138		110		394				308		247	
8:00 AM	9:00 AM	623		456		145		111		412				291		238	

* One way roadway (outbound only)

TIME		COUNT LOCATION																TOTAL
		9		10		11		12		13		14		15		16		
FROM:	TO:	IN	OUT	IN	OUT	IN	OUT	IN	OUT	IN	OUT	IN	OUT	IN	OUT	IN	OUT	IN
7:00 AM	8:00 AM	30		10		38		18		255		30		22		61		2,256
7:15 AM	8:15 AM	40		15		74		31		289		52		21		79		2,612
7:30 AM	8:30 AM	49		20		75		34		327		56		21		90		2,839
7:45 AM	8:45 AM	70		25		76		29		356		59		18		112		2,979
8:00 AM	9:00 AM	71		25		59		26		348		67		15		117		3,004

TOTAL PEAK HOUR TRAFFIC: 3,004

Notes:



STANFORD UNIVERSITY TRAFFIC COUNTS

PM COUNT TIME
FROM: 4:00 PM
TO: 6:00 PM

DATE COUNTED
 October 10, 2022

DAY OF THE WEEK
 Monday

PEAK HOUR
FROM: 5:00 PM
TO: 6:00 PM

WEATHER
 Mostly Cloudy

TIME		COUNT LOCATION															
		1		2		3		4		5		6		7		8	
FROM:	TO:	IN	OUT	IN	OUT	IN	OUT	IN	OUT	IN	OUT	IN	OUT	IN	OUT	IN	OUT
4:00 PM	5:00 PM		580		399		124		123		271		17		327		269
4:15 PM	5:15 PM		612		429		130		136		311		23		395		268
4:30 PM	5:30 PM		671		465		132		146		326		25		432		288
4:45 PM	5:45 PM		681		488		126		145		338		21		440		296
5:00 PM	6:00 PM		686		515		143		150		353		22		465		318

TIME		COUNT LOCATION																TOTAL
		9		10		11		12		13		14		15		16		
FROM:	TO:	IN	OUT	IN	OUT	IN	OUT	IN	OUT	IN	OUT	IN	OUT	IN	OUT	IN	OUT	OUT
4:00 PM	5:00 PM		61		33		13		13		294		60		3		145	2732
4:15 PM	5:15 PM		75		33		15		11		330		63		5		157	2993
4:30 PM	5:30 PM		80		40		15		12		354		64		4		167	3221
4:45 PM	5:45 PM		76		45		19		10		384		63		4		171	3307
5:00 PM	6:00 PM		71		45		26		17		372		60		4		160	3407

TOTAL PEAK HOUR TRAFFIC: 3407

Notes



STANFORD UNIVERSITY TRAFFIC COUNTS

PM COUNT TIME
FROM: 4:00 PM
TO: 6:00 PM

DATE COUNTED
 October 11, 2022

DAY OF THE WEEK
 Tuesday

PEAK HOUR
FROM: 5:00 PM
TO: 6:00 PM

WEATHER
 Mostly Cloudy

TIME		COUNT LOCATION															
		1		2		3		4		5		6		7		8	
FROM:	TO:	IN	OUT	IN	OUT	IN	OUT	IN	OUT	IN	OUT	IN	OUT	IN	OUT	IN	OUT
4:00 PM	5:00 PM		805		439		137		138		290		26		391		322
4:15 PM	5:15 PM		830		485		162		135		315		22		424		323
4:30 PM	5:30 PM		863		535		169		118		345		19		467		308
4:45 PM	5:45 PM		858		551		172		117		350		27		449		327
5:00 PM	6:00 PM		802		578		183		125		371		36		468		325

TIME		COUNT LOCATION																TOTAL
		9		10		11		12		13		14		15		16		
FROM:	TO:	IN	OUT	IN	OUT	IN	OUT	IN	OUT	IN	OUT	IN	OUT	IN	OUT	IN	OUT	OUT
4:00 PM	5:00 PM		64		24		18		19		398		68		8		144	3291
4:15 PM	5:15 PM		63		26		23		24		415		65		6		154	3472
4:30 PM	5:30 PM		66		37		23		20		415		67		6		159	3617
4:45 PM	5:45 PM		65		45		20		16		406		63		10		170	3646
5:00 PM	6:00 PM		59		52		21		16		402		74		10		184	3706

TOTAL PEAK HOUR TRAFFIC: 3706

Notes



STANFORD UNIVERSITY TRAFFIC COUNTS

PM COUNT TIME
FROM: 4:00 PM
TO: 6:00 PM

DATE COUNTED
 October 12, 2022

DAY OF THE WEEK
 Wednesday

PEAK HOUR
FROM: 5:00 PM
TO: 6:00 PM

WEATHER
 Mostly Cloudy

TIME		COUNT LOCATION															
		1		2		3		4		5		6		7		8	
FROM:	TO:	IN	OUT	IN	OUT	IN	OUT	IN	OUT	IN	OUT	IN	OUT	IN	OUT	IN	OUT
4:00 PM	5:00 PM		728		434		166		158		346		49		393		337
4:15 PM	5:15 PM		749		470		166		149		379		36		446		347
4:30 PM	5:30 PM		825		495		168		145		386		33		474		352
4:45 PM	5:45 PM		797		516		145		145		397		32		492		344
5:00 PM	6:00 PM		772		514		143		134		398		25		495		335

TIME		COUNT LOCATION																TOTAL
		9		10		11		12		13		14		15		16		
FROM:	TO:	IN	OUT	IN	OUT	IN	OUT	IN	OUT	IN	OUT	IN	OUT	IN	OUT	IN	OUT	OUT
4:00 PM	5:00 PM		51		30		21		17		373		76		7		147	3333
4:15 PM	5:15 PM		50		26		25		15		385		73		6		153	3475
4:30 PM	5:30 PM		44		35		22		21		405		64		6		166	3641
4:45 PM	5:45 PM		47		34		20		23		422		68		3		178	3663
5:00 PM	6:00 PM		55		48		20		14		443		77		4		193	3670

TOTAL PEAK HOUR TRAFFIC: 3670

Notes



STANFORD UNIVERSITY TRAFFIC COUNTS

PM COUNT TIME
FROM: 4:00 PM
TO: 6:00 PM

DATE COUNTED
 October 13, 2022

DAY OF THE WEEK
 Thursday

PEAK HOUR
FROM: 4:45 PM
TO: 5:45 PM

WEATHER
 Mostly Cloudy

TIME		COUNT LOCATION															
		1		2		3		4		5		6		7		8	
FROM:	TO:	IN	OUT	IN	OUT	IN	OUT	IN	OUT	IN	OUT	IN	OUT	IN	OUT	IN	OUT
4:00 PM	5:00 PM		778		455		126		132		328		36		419		296
4:15 PM	5:15 PM		822		467		144		121		354		35		493		281
4:30 PM	5:30 PM		875		479		163		132		370		31		498		286
4:45 PM	5:45 PM		859		483		173		116		385		26		469		284
5:00 PM	6:00 PM		819		499		194		122		382		20		483		280

TIME		COUNT LOCATION																TOTAL
		9		10		11		12		13		14		15		16		
FROM:	TO:	IN	OUT	IN	OUT	IN	OUT	IN	OUT	IN	OUT	IN	OUT	IN	OUT	IN	OUT	OUT
4:00 PM	5:00 PM		71		26		16		19		381		72		16		171	3342
4:15 PM	5:15 PM		72		29		17		19		405		72		14		198	3543
4:30 PM	5:30 PM		78		38		14		13		424		63		14		199	3677
4:45 PM	5:45 PM		75		40		15		14		475		72		12		225	3723
5:00 PM	6:00 PM		70		42		20		14		464		62		11		233	3715

TOTAL PEAK HOUR TRAFFIC: 3723

Notes



STANFORD UNIVERSITY TRAFFIC COUNTS

PM COUNT TIME
FROM: 4:00 PM
TO: 6:00 PM

DATE COUNTED
 October 14, 2022

DAY OF THE WEEK
 Friday

PEAK HOUR
FROM: 5:00 PM
TO: 6:00 PM

WEATHER
 Mostly Cloudy

TIME		COUNT LOCATION															
		1		2		3		4		5		6		7		8	
FROM:	TO:	IN	OUT	IN	OUT	IN	OUT	IN	OUT	IN	OUT	IN	OUT	IN	OUT	IN	OUT
4:00 PM	5:00 PM		660		382		146		114		353		28		387		280
4:15 PM	5:15 PM		693		427		150		120		399		30		424		308
4:30 PM	5:30 PM		722		459		165		113		408		31		443		345
4:45 PM	5:45 PM		695		484		162		118		406		31		442		323
5:00 PM	6:00 PM		712		485		168		119		412		25		408		353

TIME		COUNT LOCATION																TOTAL
		9		10		11		12		13		14		15		16		
FROM:	TO:	IN	OUT	IN	OUT	IN	OUT	IN	OUT	IN	OUT	IN	OUT	IN	OUT	IN	OUT	OUT
4:00 PM	5:00 PM		68		36		27		15		339		59		3		183	3080
4:15 PM	5:15 PM		76		35		32		18		363		54		4		181	3314
4:30 PM	5:30 PM		75		35		22		15		393		53		2		198	3479
4:45 PM	5:45 PM		71		34		20		11		438		55		3		203	3496
5:00 PM	6:00 PM		78		41		24		14		438		52		5		222	3556

TOTAL PEAK HOUR TRAFFIC: 3556

Notes

Site 5 no data. Replaced with week 5.



Appendix D

Peak-Hour Parking Lot Driveway Counts

STANFORD UNIVERSITY PARKING COUNTS

AM COUNT TIME

FROM: 7:00 AM
TO: 9:00 AM

DATE COUNTED

April 11, 2022

DAY OF THE WEEK

Monday

PEAK HOUR

FROM: #N/A
TO: #N/A

WEATHER

Cloudy

TIME		COUNT LOCATION																	
		Arb/CC		L-1a		L-1b		L-1c		L-2a		L-3b		PS-1a		PS-1b		L-9a	
FROM:	TO:	IN	OUT	IN	OUT	IN	OUT	IN	OUT	IN	OUT	IN	OUT	IN	OUT	IN	OUT	IN	OUT
7:00 AM	8:00 AM	18		213		82		1		199		21		71		65		0	
7:15 AM	8:15 AM	23		216		94		4		207		22		72		74		0	
7:30 AM	8:30 AM	33		204		94		5		195		18		59		71		0	
7:45 AM	8:45 AM	48		191		103		6		180		14		56		57		0	
8:00 AM	9:00 AM	56		144		117		6		172		13		52		56		0	
			out		out		out		out		out		out		in		in		IN

TIME		COUNT LOCATION																		TOTAL	
		L-17a		L-18a		L-18b		L-18c		PS-5a		PS-5b		L-20a		L-20b		IN	OUT		
FROM:	TO:	IN	OUT	IN	OUT	IN	OUT	IN	OUT	IN	OUT	IN	OUT	IN	OUT	IN	OUT	IN	OUT	IN	OUT
7:00 AM	8:00 AM	53		45		24		26		153		32		3		130				1,136	
7:15 AM	8:15 AM	73		39		22		30		153		32		3		134				1,198	
7:30 AM	8:30 AM	93		31		24		32		160		33		5		161				1,218	
7:45 AM	8:45 AM	111		31		22		31		165		31		6		150				1,202	
8:00 AM	9:00 AM	134		31		24		29		163		26		4		156				1,183	
			in		in		in		in		in		in		in		in				

Note: Tubes issue with L-9a, replaced with week 3

TOTAL PEAK HOUR TRAFFIC: 0



STANFORD UNIVERSITY PARKING COUNTS

<u>AM COUNT TIME</u>	<u>DATE COUNTED</u>	<u>DAY OF THE WEEK</u>	<u>PEAK HOUR</u>	<u>WEATHER</u>
FROM: 7:00 AM	April 12, 2022	Tuesday	FROM: 7:30 AM	Mostly Cloudy
TO: 9:00 AM			TO: 8:30 AM	

TIME		COUNT LOCATION																	
		Arb/CC		L-1a		L-1b		L-1c		L-2a		L-3b		PS-1a		PS-1b		L-9a	
FROM:	TO:	IN	OUT	IN	OUT	IN	OUT	IN	OUT	IN	OUT	IN	OUT	IN	OUT	IN	OUT	IN	OUT
7:00 AM	8:00 AM	18		209		76		2		238		24		48		54		5	
7:15 AM	8:15 AM	25		214		84		6		233		17		46		50		7	
7:30 AM	8:30 AM	36		212		83		6		204		18		53		54		8	
7:45 AM	8:45 AM	43		187		95		5		188		14		52		51		7	
8:00 AM	9:00 AM	51		152		95		5		173		14		53		59		6	
		out		out		out		out		out		out		in		in		out	

TIME		COUNT LOCATION																		TOTAL	
		L-17a		L-18a		L-18b		L-18c		PS-5a		PS-5b		L-20a		I-20b		IN	OUT		
FROM:	TO:	IN	OUT	IN	OUT	IN	OUT	IN	OUT	IN	OUT	IN	OUT	IN	OUT	IN	OUT	IN	OUT		
7:00 AM	8:00 AM	72		30		29		39		171		34		13		138				1200	2310
7:15 AM	8:15 AM	83		26		24		43		175		34		9		147				1223	2338
7:30 AM	8:30 AM	102		28		26		51		184		36		9		152				1262	2386
7:45 AM	8:45 AM	111		31		33		37		172		35		6		144				1211	2268
8:00 AM	9:00 AM	127		36		28		29		185		40		8		125				1186	2194
		in		in		in		in		in		in		in							

Note: Tubes issue with L-9a, replaced with week 3

TOTAL PEAK HOUR TRAFFIC: 2386



STANFORD UNIVERSITY PARKING COUNTS

AM COUNT TIME

FROM: 7:00 AM
TO: 9:00 AM

DATE COUNTED

April 13, 2022

DAY OF THE WEEK

Wednesday

PEAK HOUR

FROM: 7:45 AM
TO: 8:45 AM

WEATHER

Fair

TIME		COUNT LOCATION																	
		Arb/CC		L-1a		L-1b		L-1c		L-2a		L-3b		PS-1a		PS-1b		L-9a	
FROM:	TO:	IN	OUT	IN	OUT	IN	OUT	IN	OUT	IN	OUT	IN	OUT	IN	OUT	IN	OUT	IN	OUT
7:00 AM	8:00 AM	12		208		88		10		187		15		55		60		1	
7:15 AM	8:15 AM	20		199		116		10		194		13		61		58		1	
7:30 AM	8:30 AM	36		188		134		11		163		9		71		55		1	
7:45 AM	8:45 AM	54		177		139		14		171		9		71		48		2	
8:00 AM	9:00 AM	54		122		149		9		161		10		60		49		2	
		out		out		out		out		out		out		in		in		out	

TIME		COUNT LOCATION																		TOTAL	
		L-17a		L-18a		L-18b		L-18c		PS-5a		PS-5b		L-20a		I-20b		IN	OUT		
FROM:	TO:	IN	OUT	IN	OUT	IN	OUT	IN	OUT	IN	OUT	IN	OUT	IN	OUT	IN	OUT	IN	OUT		
7:00 AM	8:00 AM	78		41		19		16		185		33		5		125				1138	2186
7:15 AM	8:15 AM	95		42		22		19		180		35		8		128				1201	2287
7:30 AM	8:30 AM	116		35		22		27		181		33		7		132				1221	2290
7:45 AM	8:45 AM	129		31		27		28		183		34		7		127				1251	2319
8:00 AM	9:00 AM	137		26		21		36		175		38		6		113				1168	2145
		in		in		in		in		in		in		in							

Note: Tubes issue with L-9a, replaced with week 3

TOTAL PEAK HOUR TRAFFIC: 2319



STANFORD UNIVERSITY PARKING COUNTS

<u>AM COUNT TIME</u>	<u>DATE COUNTED</u>	<u>DAY OF THE WEEK</u>	<u>PEAK HOUR</u>	<u>WEATHER</u>
FROM: 7:00 AM	April 14, 2022	Thursday	FROM: 7:45 AM	Cloudy
TO: 9:00 AM			TO: 8:45 AM	

TIME		COUNT LOCATION																	
		Arb/CC		L-1a		L-1b		L-1c		L-2a		L-3b		PS-1a		PS-1b		L-9a	
FROM:	TO:	IN	OUT	IN	OUT	IN	OUT	IN	OUT	IN	OUT	IN	OUT	IN	OUT	IN	OUT	IN	OUT
7:00 AM	8:00 AM	18		205		80		2		196		12		56		65		0	
7:15 AM	8:15 AM	23		209		90		3		188		14		52		60		0	
7:30 AM	8:30 AM	39		195		106		3		184		12		57		56		1	
7:45 AM	8:45 AM	49		169		115		7		172		12		56		56		4	
8:00 AM	9:00 AM	55		133		124		6		157		10		61		53		4	
		out		out		out		out		out		out		in		in		out	

TIME		COUNT LOCATION																		TOTAL	
		L-17a		L-18a		L-18b		L-18c		PS-5a		PS-5b		L-20a		I-20b		IN	OUT		
FROM:	TO:	IN	OUT	IN	OUT	IN	OUT	IN	OUT	IN	OUT	IN	OUT	IN	OUT	IN	OUT	IN	OUT		
7:00 AM	8:00 AM	71		39		14		26		170		36		4		128				1122	2155
7:15 AM	8:15 AM	84		42		17		32		182		34		6		128				1164	2221
7:30 AM	8:30 AM	107		37		22		32		169		33		7		142				1202	2258
7:45 AM	8:45 AM	133		39		25		36		175		31		7		136				1222	2262
8:00 AM	9:00 AM	136		34		32		37		173		22		5		123				1165	2139
		in		in		in		in		in		in		in							

Note: Tubes issue with L-9a, replaced with week 3

TOTAL PEAK HOUR TRAFFIC: 2262



STANFORD UNIVERSITY PARKING COUNTS

AM COUNT TIME

FROM: 7:00 AM
TO: 9:00 AM

DATE COUNTED

April 15, 2022

DAY OF THE WEEK

Friday

PEAK HOUR

FROM: 7:15 AM
TO: 8:15 AM

WEATHER

Fair

TIME		COUNT LOCATION																	
		Arb/CC		L-1a		L-1b		L-1c		L-2a		L-3b		PS-1a		PS-1b		L-9a	
FROM:	TO:	IN	OUT	IN	OUT	IN	OUT	IN	OUT	IN	OUT	IN	OUT	IN	OUT	IN	OUT	IN	OUT
7:00 AM	8:00 AM	13		192		86		3		159		15		47		42		4	
7:15 AM	8:15 AM	18		193		97		3		151		14		46		44		3	
7:30 AM	8:30 AM	27		180		103		3		140		12		39		46		2	
7:45 AM	8:45 AM	47		166		110		1		129		11		41		44		3	
8:00 AM	9:00 AM	49		128		112		2		119		12		57		43		1	
			out		out		out		out		out		out		in		in		out

TIME		COUNT LOCATION																		TOTAL	
		L-17a		L-18a		L-18b		L-18c		PS-5a		PS-5b		L-20a		I-20b		IN	OUT		
FROM:	TO:	IN	OUT	IN	OUT	IN	OUT	IN	OUT	IN	OUT	IN	OUT	IN	OUT	IN	OUT	IN	OUT		
7:00 AM	8:00 AM	60		40		15		21		159		31		5		109				1001	1929
7:15 AM	8:15 AM	69		36		17		22		155		27		3		122				1020	1953
7:30 AM	8:30 AM	106		28		28		27		151		18		2		121				1033	1933
7:45 AM	8:45 AM	126		22		28		31		156		18		5		111				1049	1925
8:00 AM	9:00 AM	134		20		29		33		136		20		12		103				1010	1837
			in		in		in		in		in		in		in						

Note: Tubes issue with L-9a, replaced with week 3

TOTAL PEAK HOUR TRAFFIC: 1953



STANFORD UNIVERSITY PARKING COUNTS

AM COUNT TIME

FROM: 4:00 PM
TO: 6:00 PM

DATE COUNTED

April 11, 2022

DAY OF THE WEEK

Monday

PEAK HOUR

FROM: 4:45 PM
TO: 5:45 PM

WEATHER

Cloudy

TIME		COUNT LOCATION																	
		Arb/CC		L-1a		L-1b		L-1c		L-2a		L-3b		PS-1a		PS-1b		L-9a	
FROM:	TO:	IN	OUT	IN	OUT	IN	OUT	IN	OUT	IN	OUT	IN	OUT	IN	OUT	IN	OUT	IN	OUT
4:00 PM	5:00 PM		50		188		97		2		169		26		64		45		2
4:15 PM	5:15 PM		43		201		96		2		172		20		62		48		3
4:30 PM	5:30 PM		43		194		97		1		210		21		65		51		4
4:45 PM	5:45 PM		42		194		92		1		197		22		82		62		2
5:00 PM	6:00 PM		38		182		84		1		218		21		73		59		2
		out		out		out		out		out		out		in		in		out	

TIME		COUNT LOCATION																		TOTAL	
		L-17a		L-18a		L-18b		L-18c		PS-5a		PS-5b		L-20a		I-20b		IN	OUT		
FROM:	TO:	IN	OUT	IN	OUT	IN	OUT	IN	OUT	IN	OUT	IN	OUT	IN	OUT	IN	OUT	IN	OUT		
4:00 PM	5:00 PM		96		24		14		54		148		21		4		175			1179	
4:15 PM	5:15 PM		102		22		15		60		167		21		5		175			1214	
4:30 PM	5:30 PM		115		20		12		51		180		22		9		202			1297	
4:45 PM	5:45 PM		115		25		16		56		174		19		16		210			1325	
5:00 PM	6:00 PM		111		27		20		58		166		17		20		204			1301	
		in		in		in		in		in		in		in							

Note: Tubes issue with L-9a, replaced with week 3

TOTAL PEAK HOUR TRAFFIC: 1325



STANFORD UNIVERSITY PARKING COUNTS

AM COUNT TIME

FROM: 4:00 PM
TO: 6:00 PM

DATE COUNTED

April 12, 2022

DAY OF THE WEEK

Tuesday

PEAK HOUR

FROM: 4:45 PM
TO: 5:45 PM

WEATHER

Mostly Cloudy

TIME		COUNT LOCATION																	
		Arb/CC		L-1a		L-1b		L-1c		L-2a		L-3b		PS-1a		PS-1b		L-9a	
FROM:	TO:	IN	OUT	IN	OUT	IN	OUT	IN	OUT	IN	OUT	IN	OUT	IN	OUT	IN	OUT	IN	OUT
4:00 PM	5:00 PM		55		192		107		4		179		34		61		50		3
4:15 PM	5:15 PM		54		195		119		2		192		38		60		55		3
4:30 PM	5:30 PM		50		201		110		2		200		36		77		57		2
4:45 PM	5:45 PM		44		219		113		1		213		31		80		56		4
5:00 PM	6:00 PM		34		213		103		1		191		25		84		60		3
		out		out		out		out		out		out		in		in		out	

TIME		COUNT LOCATION																		TOTAL		
		L-17a		L-18a		L-18b		L-18c		PS-5a		PS-5b		L-20a		I-20b		IN	OUT			
FROM:	TO:	IN	OUT	IN	OUT	IN	OUT	IN	OUT	IN	OUT	IN	OUT	IN	OUT	IN	OUT	IN	OUT	IN	OUT	
4:00 PM	5:00 PM		69		18		13		66		145		22		11		169					1198
4:15 PM	5:15 PM		78		19		12		79		165		21		16		184					1292
4:30 PM	5:30 PM		86		15		14		78		183		20		15		189					1335
4:45 PM	5:45 PM		92		21		11		77		195		19		21		194					1391
5:00 PM	6:00 PM		99		29		12		67		201		18		23		197					1360
		in		in		in		in		in		in		in								

Note: Tubes issue with L-9a, replaced with week 3

TOTAL PEAK HOUR TRAFFIC: 1391



STANFORD UNIVERSITY PARKING COUNTS

AM COUNT TIME

FROM: 4:00 PM
TO: 6:00 PM

DATE COUNTED

April 13, 2022

DAY OF THE WEEK

Wednesday

PEAK HOUR

FROM: 4:45 PM
TO: 5:45 PM

WEATHER

#N/A

TIME		COUNT LOCATION																	
		Arb/CC		L-1a		L-1b		L-1c		L-2a		L-3b		PS-1a		PS-1b		L-9a	
FROM:	TO:	IN	OUT	IN	OUT	IN	OUT	IN	OUT	IN	OUT	IN	OUT	IN	OUT	IN	OUT	IN	OUT
4:00 PM	5:00 PM		55		172		111		7		175		39		60		52		1
4:15 PM	5:15 PM		50		179		104		9		188		37		69		49		1
4:30 PM	5:30 PM		49		198		100		7		209		40		76		54		1
4:45 PM	5:45 PM		38		206		98		5		207		32		78		57		2
5:00 PM	6:00 PM		30		202		91		2		212		24		64		71		2
		out		out		out		out		out		in		in		out			

TIME		COUNT LOCATION																		TOTAL	
		L-17a		L-18a		L-18b		L-18c		PS-5a		PS-5b		L-20a		I-20b		IN	OUT		
FROM:	TO:	IN	OUT	IN	OUT	IN	OUT	IN	OUT	IN	OUT	IN	OUT	IN	OUT	IN	OUT	IN	OUT		
4:00 PM	5:00 PM		84		21		6		54		145		15		14		135			1146	
4:15 PM	5:15 PM		87		21		10		58		169		22		14		162			1229	
4:30 PM	5:30 PM		103		23		12		57		191		22		8		201			1351	
4:45 PM	5:45 PM		99		22		16		50		215		18		14		217			1374	
5:00 PM	6:00 PM		100		23		20		55		212		21		11		221			1361	
		in		in		in		in		in		in		in							

Note: Tubes issue with L-9a, replaced with week 3

TOTAL PEAK HOUR TRAFFIC: 1374



STANFORD UNIVERSITY PARKING COUNTS

<u>AM COUNT TIME</u>	<u>DATE COUNTED</u>	<u>DAY OF THE WEEK</u>	<u>PEAK HOUR</u>	<u>WEATHER</u>
FROM: 4:00 PM	April 14, 2022	Thursday	FROM: 5:00 PM	#N/A
TO: 6:00 PM			TO: 6:00 PM	

TIME		COUNT LOCATION																	
		Arb/CC		L-1a		L-1b		L-1c		L-2a		L-3b		PS-1a		PS-1b		L-9a	
FROM:	TO:	IN	OUT	IN	OUT	IN	OUT	IN	OUT	IN	OUT	IN	OUT	IN	OUT	IN	OUT	IN	OUT
4:00 PM	5:00 PM		40		156		102		1		175		33		68		58		0
4:15 PM	5:15 PM		43		184		114				194		25		69		55		1
4:30 PM	5:30 PM		52		201		108				195		26		73		66		2
4:45 PM	5:45 PM		46		202		96				203		20		77		65		3
5:00 PM	6:00 PM		37		195		96				197		14		70		72		6
		out		out		out		out		out		out		in		in		out	

TIME		COUNT LOCATION																		TOTAL	
		L-17a		L-18a		L-18b		L-18c		PS-5a		PS-5b		L-20a		I-20b		IN	OUT		
FROM:	TO:	IN	OUT	IN	OUT	IN	OUT	IN	OUT	IN	OUT	IN	OUT	IN	OUT	IN	OUT	IN	OUT		
4:00 PM	5:00 PM		80		19		15		53		130		12		8		178		1128		
4:15 PM	5:15 PM		94		21		17		62		146		15		7		185		1232		
4:30 PM	5:30 PM		103		24		20		56		169		17		8		193		1313		
4:45 PM	5:45 PM		103		20		21		71		185		17		7		184		1320		
5:00 PM	6:00 PM		104		22		18		79		203		17		19		175		1324		
		in		in		in		in		in		in		in							

Note: Tubes issue with L-9a, replaced with week 3

TOTAL PEAK HOUR TRAFFIC: 1324



STANFORD UNIVERSITY PARKING COUNTS

<u>AM COUNT TIME</u>	<u>DATE COUNTED</u>	<u>DAY OF THE WEEK</u>	<u>PEAK HOUR</u>	<u>WEATHER</u>
FROM: 4:00 PM	April 15, 2022	Friday	FROM: 4:30 PM	#N/A
TO: 6:00 PM			TO: 5:30 PM	

TIME		COUNT LOCATION																	
		Arb/CC		L-1a		L-1b		L-1c		L-2a		L-3b		PS-1a		PS-1b		L-9a	
FROM:	TO:	IN	OUT	IN	OUT	IN	OUT	IN	OUT	IN	OUT	IN	OUT	IN	OUT	IN	OUT	IN	OUT
4:00 PM	5:00 PM		50		152		83		3		165		31		46		39		1
4:15 PM	5:15 PM		48		189		94		4		171		36		52		36		2
4:30 PM	5:30 PM		44		207		92		5		166		41		58		41		2
4:45 PM	5:45 PM		37		215		101		3		158		32		54		33		3
5:00 PM	6:00 PM		27		207		104		4		152		27		52		39		3
		out		out		out		out		out		out		in		in		out	

TIME		COUNT LOCATION																		TOTAL	
		L-17a		L-18a		L-18b		L-18c		PS-5a		PS-5b		L-20a		I-20b		IN	OUT		
FROM:	TO:	IN	OUT	IN	OUT	IN	OUT	IN	OUT	IN	OUT	IN	OUT	IN	OUT	IN	OUT	IN	OUT		
4:00 PM	5:00 PM		89		16		17		61		121		18		10		152			1054	
4:15 PM	5:15 PM		91		20		21		47		132		18		3		140			1104	
4:30 PM	5:30 PM		95		27		22		43		152		18		3		152			1168	
4:45 PM	5:45 PM		90		24		23		45		159		13		3		136			1129	
5:00 PM	6:00 PM		86		25		24		41		150		11		4		147			1103	
		in		in		in		in		in		in		in							

Note: Tubes issue with L-9a, replaced with week 3

TOTAL PEAK HOUR TRAFFIC: 1168



STANFORD UNIVERSITY PARKING COUNTS

<u>AM COUNT TIME</u>	<u>DATE COUNTED</u>	<u>DAY OF THE WEEK</u>	<u>PEAK HOUR</u>	<u>WEATHER</u>
FROM: 7:00 AM	April 18, 2022	Monday	FROM: 7:15 AM	Mostly Cloudy
TO: 9:00 AM			TO: 8:15 AM	

TIME		COUNT LOCATION																	
		Arb/CC		L-1a		L-1b		L-1c		L-2a		L-3b		PS-1a		PS-1b		L-9a	
FROM:	TO:	IN	OUT	IN	OUT	IN	OUT	IN	OUT	IN	OUT	IN	OUT	IN	OUT	IN	OUT	IN	OUT
7:00 AM	8:00 AM	13		209		90		8		214		25		49		72		0	
7:15 AM	8:15 AM	19		225		91		8		217		23		53		68		0	
7:30 AM	8:30 AM	30		213		101		7		199		23		46		65		0	
7:45 AM	8:45 AM	38		181		108		4		194		20		42		58		0	
8:00 AM	9:00 AM	50		136		122		3		159		17		44		48		0	
		out		out		out		out		out		out		in		in		IN	

TIME		COUNT LOCATION																		TOTAL	
		L-17a		L-18a		L-18b		L-18c		PS-5a		PS-5b		L-20a		I-20b		Stadium			
FROM:	TO:	IN	OUT	IN	OUT	IN	OUT	IN	OUT	IN	OUT	IN	OUT	IN	OUT	IN	OUT	IN	OUT	IN	OUT
7:00 AM	8:00 AM	71		45		16		15		152		35		2		130				1146	2208
7:15 AM	8:15 AM	79		48		20		20		161		39		5		141				1217	2336
7:30 AM	8:30 AM	102		35		18		26		143		37		8		132				1185	2238
7:45 AM	8:45 AM	124		31		18		37		148		35		7		126				1171	2180
8:00 AM	9:00 AM	119		25		21		39		154		25		8		131				1101	2033
		in		in		in		in		in		in		in		in					

Note: Tubes issue with L-9a, replaced with week 3.

TOTAL PEAK HOUR TRAFFIC: 2336



STANFORD UNIVERSITY PARKING COUNTS

<u>AM COUNT TIME</u>	<u>DATE COUNTED</u>	<u>DAY OF THE WEEK</u>	<u>PEAK HOUR</u>	<u>WEATHER</u>
FROM: 7:00 AM	April 19, 2022	Tuesday	FROM: 7:15 AM	Fair
TO: 9:00 AM			TO: 8:15 AM	

TIME		COUNT LOCATION																	
		Arb/CC		L-1a		L-1b		L-1c		L-2a		L-3b		PS-1a		PS-1b		L-9a	
FROM:	TO:	IN	OUT	IN	OUT	IN	OUT	IN	OUT	IN	OUT	IN	OUT	IN	OUT	IN	OUT	IN	OUT
7:00 AM	8:00 AM	12		220		90		4		220		26		62		58		5	
7:15 AM	8:15 AM	18		225		100		2		222		25		50		53		7	
7:30 AM	8:30 AM	29		203		116		4		187		23		43		52		8	
7:45 AM	8:45 AM	43		185		118		4		196		21		44		50		7	
8:00 AM	9:00 AM	52		136		124		3		158		15		34		55		6	
		out		out		out		out		out		out		in		in		IN	

TIME		COUNT LOCATION																		TOTAL	
		L-17a		L-18a		L-18b		L-18c		PS-5a		PS-5b		L-20a		I-20b		Stadium			
FROM:	TO:	IN	OUT	IN	OUT	IN	OUT	IN	OUT	IN	OUT	IN	OUT	IN	OUT	IN	OUT	IN	OUT	IN	OUT
7:00 AM	8:00 AM	68		37		23		32		169		40		7		118				1191	2302
7:15 AM	8:15 AM	81		28		23		38		164		38		11		124				1209	2319
7:30 AM	8:30 AM	107		27		21		43		153		27		9		136				1188	2240
7:45 AM	8:45 AM	123		28		26		47		163		31		10		144				1240	2314
8:00 AM	9:00 AM	135		31		24		42		159		36		7		150				1167	2147
		in		in		in		in		in		in		in		in					

Note: Tubes issue with L-9a, replaced with week 3.

TOTAL PEAK HOUR TRAFFIC: 2319



STANFORD UNIVERSITY PARKING COUNTS

<u>AM COUNT TIME</u>	<u>DATE COUNTED</u>	<u>DAY OF THE WEEK</u>	<u>PEAK HOUR</u>	<u>WEATHER</u>
FROM: 7:00 AM	April 20, 2022	Wednesday	FROM: 7:30 AM	Fair
TO: 9:00 AM			TO: 8:30 AM	

TIME		COUNT LOCATION																	
		Arb/CC		L-1a		L-1b		L-1c		L-2a		L-3b		PS-1a		PS-1b		L-9a	
FROM:	TO:	IN	OUT	IN	OUT	IN	OUT	IN	OUT	IN	OUT	IN	OUT	IN	OUT	IN	OUT	IN	OUT
7:00 AM	8:00 AM	14		217		72		7		193		30		48		53		1	
7:15 AM	8:15 AM	22		218		87		4		185		20		50		58		1	
7:30 AM	8:30 AM	38		204		115		8		170		18		51		62		1	
7:45 AM	8:45 AM	51		176		132		7		175		19		55		52		2	
8:00 AM	9:00 AM	56		140		146		12		171		14		55		45		2	
		out		out		out		out		out		out		in		in		IN	

TIME		COUNT LOCATION																		TOTAL	
		L-17a		L-18a		L-18b		L-18c		PS-5a		PS-5b		L-20a		I-20b		Stadium			
FROM:	TO:	IN	OUT	IN	OUT	IN	OUT	IN	OUT	IN	OUT	IN	OUT	IN	OUT	IN	OUT	IN	OUT	IN	OUT
7:00 AM	8:00 AM	83		29		27		39		145		33		6		116				1113	2129
7:15 AM	8:15 AM	101		31		25		43		143		34		10		129				1161	2199
7:30 AM	8:30 AM	114		33		23		46		145		32		8		135				1203	2254
7:45 AM	8:45 AM	136		34		23		38		141		34		9		132				1216	2245
8:00 AM	9:00 AM	146		32		19		31		147		35		10		135				1196	2190
		in		in		in		in		in		in		in							

Note: Tubes issue with L-9a, replaced with week 3.

TOTAL PEAK HOUR TRAFFIC: 2254



STANFORD UNIVERSITY PARKING COUNTS

<u>AM COUNT TIME</u>	<u>DATE COUNTED</u>	<u>DAY OF THE WEEK</u>	<u>PEAK HOUR</u>	<u>WEATHER</u>
FROM: 7:00 AM	April 21, 2022	Thursday	FROM: 7:45 AM	Mostly Cloudy
TO: 9:00 AM			TO: 8:45 AM	

TIME		COUNT LOCATION																	
		Arb/CC		L-1a		L-1b		L-1c		L-2a		L-3b		PS-1a		PS-1b		L-9a	
FROM:	TO:	IN	OUT	IN	OUT	IN	OUT	IN	OUT	IN	OUT	IN	OUT	IN	OUT	IN	OUT	IN	OUT
7:00 AM	8:00 AM	13		208		88		3		177		21		53		57		0	
7:15 AM	8:15 AM	18		208		104		3		168		16		48		46		0	
7:30 AM	8:30 AM	25		198		121		3		151		12		55		49		1	
7:45 AM	8:45 AM	43		174		137		3		165		12		47		47		4	
8:00 AM	9:00 AM	47		122		133		1		158		10		52		46		4	
		out		out		out		out		out		out		in		in		IN	

TIME		COUNT LOCATION																		TOTAL	
		L-17a		L-18a		L-18b		L-18c		PS-5a		PS-5b		L-20a		I-20b		Stadium			
FROM:	TO:	IN	OUT	IN	OUT	IN	OUT	IN	OUT	IN	OUT	IN	OUT	IN	OUT	IN	OUT	IN	OUT	IN	OUT
7:00 AM	8:00 AM	71		37		22		33		170		24		7		123		37		1144	2204
7:15 AM	8:15 AM	86		32		18		45		168		21		8		127		42		1158	2212
7:30 AM	8:30 AM	108		36		19		40		172		22		8		145		49		1214	2295
7:45 AM	8:45 AM	133		29		20		40		167		31		3		144		54		1253	2330
8:00 AM	9:00 AM	151		32		17		35		150		34		6		142		59		1199	2200
		in		in		in		in		in		in		in		in		in			

Note: Tubes issue with L-9a, replaced with week 3.

TOTAL PEAK HOUR TRAFFIC: 2330



STANFORD UNIVERSITY PARKING COUNTS

<u>AM COUNT TIME</u>	<u>DATE COUNTED</u>	<u>DAY OF THE WEEK</u>	<u>PEAK HOUR</u>	<u>WEATHER</u>
FROM: 7:00 AM	April 22, 2022	Friday	FROM: 7:15 AM	Mostly Cloudy
TO: 9:00 AM			TO: 8:15 AM	

TIME		COUNT LOCATION																	
		Arb/CC		L-1a		L-1b		L-1c		L-2a		L-3b		PS-1a		PS-1b		L-9a	
FROM:	TO:	IN	OUT	IN	OUT	IN	OUT	IN	OUT	IN	OUT	IN	OUT	IN	OUT	IN	OUT	IN	OUT
7:00 AM	8:00 AM	19		191		88		1		186		27		51		52		4	
7:15 AM	8:15 AM	27		199		90		3		185		23		51		54		3	
7:30 AM	8:30 AM	39		191		91		5		172		18		56		47		2	
7:45 AM	8:45 AM	48		166		104		6		162		14		57		43		3	
8:00 AM	9:00 AM	49		125		107		10		142		7		59		45		1	
		out		out		out		out		out		out		in		in		IN	

TIME		COUNT LOCATION																		TOTAL	
		L-17a		L-18a		L-18b		L-18c		PS-5a		PS-5b		L-20a		I-20b		Stadium			
FROM:	TO:	IN	OUT	IN	OUT	IN	OUT	IN	OUT	IN	OUT	IN	OUT	IN	OUT	IN	OUT	IN	OUT	IN	OUT
7:00 AM	8:00 AM	69		33		17		32		137		25		0		110		30		1072	2056
7:15 AM	8:15 AM	85		28		17		36		139		28		3		116		32		1119	2126
7:30 AM	8:30 AM	103		29		13		39		123		24		3		115		37		1107	2072
7:45 AM	8:45 AM	122		35		20		48		128		30		3		111		42		1142	2114
8:00 AM	9:00 AM	140		34		18		45		122		33		3		113		43		1096	2003
		in		in		in		in		in		in		in		in		in			

Note: Tubes issue with L-9a, replaced with week 3.

TOTAL PEAK HOUR TRAFFIC: 2126



STANFORD UNIVERSITY PARKING COUNTS

AM COUNT TIME

FROM: 4:00 PM
TO: 6:00 PM

DATE COUNTED

April 18, 2022

DAY OF THE WEEK

Monday

PEAK HOUR

FROM: 4:45 PM
TO: 5:45 PM

WEATHER

Mostly Cloudy

TIME		COUNT LOCATION																	
		Arb/CC		L-1a		L-1b		L-1c		L-2a		L-3b		PS-1a		PS-1b		L-9a	
FROM:	TO:	IN	OUT	IN	OUT	IN	OUT	IN	OUT	IN	OUT	IN	OUT	IN	OUT	IN	OUT	IN	OUT
4:00 PM	5:00 PM		40		184		85		3		159		32		57		48		2
4:15 PM	5:15 PM		45		188		86		4		187		35		57		45		3
4:30 PM	5:30 PM		40		195		85		3		200		35		60		45		4
4:45 PM	5:45 PM		38		195		94		3		205		31		69		57		2
5:00 PM	6:00 PM		33		180		87		1		204		25		59		58		2
		out		out		out		out		out		out		in		in		IN	

TIME		COUNT LOCATION																		TOTAL		
		L-17a		L-18a		L-18b		L-18c		PS-5a		PS-5b		L-20a		I-20b		Stadium				
FROM:	TO:	IN	OUT	IN	OUT	IN	OUT	IN	OUT	IN	OUT	IN	OUT	IN	OUT	IN	OUT	IN	OUT	IN	OUT	
4:00 PM	5:00 PM	71	88		18		15		46		109		16		24		155					1081
4:15 PM	5:15 PM		85		21		14		56		126		25		26		184					1187
4:30 PM	5:30 PM		91		21		20		73		139		23		16		196					1246
4:45 PM	5:45 PM		98		27		15		72		149		22		12		181					1270
5:00 PM	6:00 PM		90		28		14		71		139		21		7		184					1203
		in		in		in		in		in		in		in								

Note: Tubes issue with L-9a, replaced with week 3.

TOTAL PEAK HOUR TRAFFIC: 1270



STANFORD UNIVERSITY PARKING COUNTS

<u>AM COUNT TIME</u>	<u>DATE COUNTED</u>	<u>DAY OF THE WEEK</u>	<u>PEAK HOUR</u>	<u>WEATHER</u>
FROM: 4:00 PM	April 19, 2022	Tuesday	FROM: 4:30 PM	Fair
TO: 6:00 PM			TO: 5:30 PM	

TIME		COUNT LOCATION																	
		Arb/CC		L-1a		L-1b		L-1c		L-2a		L-3b		PS-1a		PS-1b		L-9a	
FROM:	TO:	IN	OUT	IN	OUT	IN	OUT	IN	OUT	IN	OUT	IN	OUT	IN	OUT	IN	OUT	IN	OUT
4:00 PM	5:00 PM		34		188		100		6		206		24		56		59		3
4:15 PM	5:15 PM		44		196		102		6		207		24		57		52		3
4:30 PM	5:30 PM		43		221		91		6		211		33		63		60		2
4:45 PM	5:45 PM		42		224		94		4		210		31		78		54		4
5:00 PM	6:00 PM		36		206		89		3		192		30		74		45		3
		out		out		out		out		out		out		in		in		IN	

TIME		COUNT LOCATION																		TOTAL		
		L-17a		L-18a		L-18b		L-18c		PS-5a		PS-5b		L-20a		I-20b		Stadium				
FROM:	TO:	IN	OUT	IN	OUT	IN	OUT	IN	OUT	IN	OUT	IN	OUT	IN	OUT	IN	OUT	IN	OUT	IN	OUT	
4:00 PM	5:00 PM		111		21		25		61		111		17		16		183					1221
4:15 PM	5:15 PM		116		18		28		67		116		17		13		201					1267
4:30 PM	5:30 PM		114		20		21		67		126		17		13		201					1309
4:45 PM	5:45 PM		102		26		20		74		125		14		17		180					1299
5:00 PM	6:00 PM		106		24		15		71		124		16		17		170					1221
		in		in		in		in		in		in		in								

Note: Tubes issue with L-9a, replaced with week 3.

TOTAL PEAK HOUR TRAFFIC: 1309



STANFORD UNIVERSITY PARKING COUNTS

<u>AM COUNT TIME</u>	<u>DATE COUNTED</u>	<u>DAY OF THE WEEK</u>	<u>PEAK HOUR</u>	<u>WEATHER</u>
FROM: 4:00 PM	April 20, 2022	Wednesday	FROM: 4:30 PM	#N/A
TO: 6:00 PM			TO: 5:30 PM	

TIME		COUNT LOCATION																	
		Arb/CC		L-1a		L-1b		L-1c		L-2a		L-3b		PS-1a		PS-1b		L-9a	
FROM:	TO:	IN	OUT	IN	OUT	IN	OUT	IN	OUT	IN	OUT	IN	OUT	IN	OUT	IN	OUT	IN	OUT
4:00 PM	5:00 PM		46		196		120		2		159		25		57		52		1
4:15 PM	5:15 PM		49		216		114		1		178		22		70		46		1
4:30 PM	5:30 PM		39		222		108		1		196		27		69		42		1
4:45 PM	5:45 PM		38		217		99		2		187		27		71		46		2
5:00 PM	6:00 PM		32		204		86		3		194		26		76		52		2
		out		out		out		out		out		out		in		in		IN	

TIME		COUNT LOCATION																		TOTAL		
		L-17a		L-18a		L-18b		L-18c		PS-5a		PS-5b		L-20a		I-20b		Stadium				
FROM:	TO:	IN	OUT	IN	OUT	IN	OUT	IN	OUT	IN	OUT	IN	OUT	IN	OUT	IN	OUT	IN	OUT	IN	OUT	
4:00 PM	5:00 PM		97		24		25		64		84		14		17		160					1143
4:15 PM	5:15 PM		108		21		28		69		109		16		16		161					1225
4:30 PM	5:30 PM		126		23		19		62		107		16		17		179					1254
4:45 PM	5:45 PM		110		32		19		64		122		14		18		174					1242
5:00 PM	6:00 PM		97		34		23		67		135		27		16		164					1238
		in		in		in		in		in		in		in								

Note: Tubes issue with L-9a, replaced with week 3.

TOTAL PEAK HOUR TRAFFIC: 1254



STANFORD UNIVERSITY PARKING COUNTS

AM COUNT TIME

FROM: 4:00 PM
TO: 6:00 PM

DATE COUNTED

April 21, 2022

DAY OF THE WEEK

Thursday

PEAK HOUR

FROM: 4:45 PM
TO: 5:45 PM

WEATHER

#N/A

TIME		COUNT LOCATION																	
		Arb/CC		L-1a		L-1b		L-1c		L-2a		L-3b		PS-1a		PS-1b		L-9a	
FROM:	TO:	IN	OUT	IN	OUT	IN	OUT	IN	OUT	IN	OUT	IN	OUT	IN	OUT	IN	OUT	IN	OUT
4:00 PM	5:00 PM		41		166		108				154		28		65		63		0
4:15 PM	5:15 PM		40		184		107				163		27		60		52		1
4:30 PM	5:30 PM		35		189		98		1		187		24		59		56		2
4:45 PM	5:45 PM		29		205		90		1		180		20		64		64		3
5:00 PM	6:00 PM		25		212		77		1		174		18		63		57		6
		out		out		out		out		out		out		in		in		IN	

TIME		COUNT LOCATION																		TOTAL	
		L-17a		L-18a		L-18b		L-18c		PS-5a		PS-5b		L-20a		I-20b		Stadium			
FROM:	TO:	IN	OUT	IN	OUT	IN	OUT	IN	OUT	IN	OUT	IN	OUT	IN	OUT	IN	OUT	IN	OUT	IN	OUT
4:00 PM	5:00 PM		88		25		21		57		110		15		14		140		55		1150
4:15 PM	5:15 PM		95		23		25		54		117		21		9		157		72		1207
4:30 PM	5:30 PM		113		32		26		63		132		22		14		175		76		1304
4:45 PM	5:45 PM		113		40		21		72		129		17		11		167		87		1313
5:00 PM	6:00 PM		116		36		19		73		145		18		11		159		81		1291
		in		in		in		in		in		in		in		in		in		in	

Note: Tubes issue with L-9a, replaced with week 3.

TOTAL PEAK HOUR TRAFFIC: 1313



STANFORD UNIVERSITY PARKING COUNTS

AM COUNT TIME

FROM: 4:00 PM
TO: 6:00 PM

DATE COUNTED

April 22, 2022

DAY OF THE WEEK

Friday

PEAK HOUR

FROM: 4:30 PM
TO: 5:30 PM

WEATHER

#N/A

TIME		COUNT LOCATION																	
		Arb/CC		L-1a		L-1b		L-1c		L-2a		L-3b		PS-1a		PS-1b		L-9a	
FROM:	TO:	IN	OUT	IN	OUT	IN	OUT	IN	OUT	IN	OUT	IN	OUT	IN	OUT	IN	OUT	IN	OUT
4:00 PM	5:00 PM		51		163		105		3		140		23		51		42		1
4:15 PM	5:15 PM		53		165		100		4		146		29		53		53		2
4:30 PM	5:30 PM		48		171		102		5		151		32		57		64		2
4:45 PM	5:45 PM		43		186		84		2		157		30		54		58		3
5:00 PM	6:00 PM		31		173		84		2		157		37		57		65		3
		out		out		out		out		out		out		in		in		IN	

TIME		COUNT LOCATION																		TOTAL	
		L-17a		L-18a		L-18b		L-18c		PS-5a		PS-5b		L-20a		I-20b		Stadium			
FROM:	TO:	IN	OUT	IN	OUT	IN	OUT	IN	OUT	IN	OUT	IN	OUT	IN	OUT	IN	OUT	IN	OUT	IN	OUT
4:00 PM	5:00 PM		105		23		21		48		103		9		14		136		60		1098
4:15 PM	5:15 PM		117		17		26		52		114		13		13		143		80		1180
4:30 PM	5:30 PM		110		19		22		49		131		14		16		171		79		1243
4:45 PM	5:45 PM		96		24		20		57		121		15		15		170		80		1215
5:00 PM	6:00 PM		95		26		17		62		115		16		11		155		79		1185
		in		in		in		in		in		in		in							

Note: Tubes issue with L-9a, replaced with week 3.

TOTAL PEAK HOUR TRAFFIC: 1243



STANFORD UNIVERSITY PARKING COUNTS

<u>AM COUNT TIME</u>	<u>DATE COUNTED</u>	<u>DAY OF THE WEEK</u>	<u>PEAK HOUR</u>	<u>WEATHER</u>
FROM: 7:00 AM	April 25, 2022	Monday	FROM: 8:00 AM	Cloudy
TO: 9:00 AM			TO: 9:00 AM	

TIME		COUNT LOCATION																	
		Arb/CC		L-1a		L-1b		L-1c		L-2a		L-3b		PS-1a		PS-1b		L-9a	
FROM:	TO:	IN	OUT	IN	OUT	IN	OUT	IN	OUT	IN	OUT	IN	OUT	IN	OUT	IN	OUT	IN	OUT
7:00 AM	8:00 AM	11		196		92		2		191		22		50		41		-	
7:15 AM	8:15 AM	22		183		90		2		179		23		33		41		-	
7:30 AM	8:30 AM	33		173		81		3		147		15		32		42		-	
7:45 AM	8:45 AM	51		154		85		4		145		11		28		48		-	
8:00 AM	9:00 AM	62		134		96		4		126		14		29		51		-	
		out		out		out		out		out		out		in		in		in	

TIME		COUNT LOCATION																		TOTAL	
		L-17a		L-18a		L-18b		L-18c		PS-5a		PS-5b		L-20a		I-20b		Stadium			
FROM:	TO:	IN	OUT	IN	OUT	IN	OUT	IN	OUT	IN	OUT	IN	OUT	IN	OUT	IN	OUT	IN	OUT	IN	OUT
7:00 AM	8:00 AM	69		47		30		32		150		33		2		93		61		1,122	
7:15 AM	8:15 AM	83		41		35		32		136		30		1		97		68		1,096	
7:30 AM	8:30 AM	105		40		35		31		132		23		1		114		56		1,063	
7:45 AM	8:45 AM	115		40		39		28		135		16		-		115		66		1,080	
8:00 AM	9:00 AM	127		38		38		29		142		19		6		127		82		1,124	
		in		in		in		in		in		in		in		in		in		in	

TOTAL PEAK HOUR TRAFFIC: 1,124



STANFORD UNIVERSITY PARKING COUNTS

AM COUNT TIME

FROM: 7:00 AM
TO: 9:00 AM

DATE COUNTED

April 26, 2022

DAY OF THE WEEK

Tuesday

PEAK HOUR

FROM: 7:15 AM
TO: 8:15 AM

WEATHER

Mostly Cloudy

TIME		COUNT LOCATION																	
		Arb/CC		L-1a		L-1b		L-1c		L-2a		L-3b		PS-1a		PS-1b		L-9a	
FROM:	TO:	IN	OUT	IN	OUT	IN	OUT	IN	OUT	IN	OUT	IN	OUT	IN	OUT	IN	OUT	IN	OUT
7:00 AM	8:00 AM	13		203		103		7		165		34		46		55		5	
7:15 AM	8:15 AM	24		204		109		7		180		25		26		66		7	
7:30 AM	8:30 AM	27		192		117		9		173		20		20		64		8	
7:45 AM	8:45 AM	44		172		112		8		167		14		9		61		7	
8:00 AM	9:00 AM	54		128		119		15		160		14		5		58		6	
			out		out		out		out		out		out		in		in		in

TIME		COUNT LOCATION																		TOTAL	
		L-17a		L-18a		L-18b		L-18c		PS-5a		PS-5b		L-20a		I-20b		Stadium			
FROM:	TO:	IN	OUT	IN	OUT	IN	OUT	IN	OUT	IN	OUT	IN	OUT	IN	OUT	IN	OUT	IN	OUT	IN	OUT
7:00 AM	8:00 AM	78		30		40		34		135		40		7		121		72		1,188	
7:15 AM	8:15 AM	101		32		35		34		143		42		8		125		74		1,242	
7:30 AM	8:30 AM	121		30		33		31		135		35		9		135		79		1,238	
7:45 AM	8:45 AM	130		28		30		32		147		26		9		134		82		1,212	
8:00 AM	9:00 AM	150		31		32		25		165		20		14		134		85		1,215	
			in		in		in		in		in		in		in		in		in		

TOTAL PEAK HOUR TRAFFIC: 1,242



STANFORD UNIVERSITY PARKING COUNTS

AM COUNT TIME

FROM: 7:00 AM
TO: 9:00 AM

DATE COUNTED

April 27, 2022

DAY OF THE WEEK

Wednesday

PEAK HOUR

FROM: 8:00 AM
TO: 9:00 AM

WEATHER

Mostly Cloudy

TIME		COUNT LOCATION																	
		Arb/CC		L-1a		L-1b		L-1c		L-2a		L-3b		PS-1a		PS-1b		L-9a	
FROM:	TO:	IN	OUT	IN	OUT	IN	OUT	IN	OUT	IN	OUT	IN	OUT	IN	OUT	IN	OUT	IN	OUT
7:00 AM	8:00 AM	13		185		113		7		188		22		38		50		1	
7:15 AM	8:15 AM	23		181		111		9		192		15		22		47		1	
7:30 AM	8:30 AM	39		178		119		6		182		12		16		47		1	
7:45 AM	8:45 AM	48		160		129		4		179		15		14		55		2	
8:00 AM	9:00 AM	57		118		135		3		194		17		9		54		2	
			out		out		out		out		out		out		in		in		in

TIME		COUNT LOCATION																		TOTAL	
		L-17a		L-18a		L-18b		L-18c		PS-5a		PS-5b		L-20a		I-20b		Stadium			
FROM:	TO:	IN	OUT	IN	OUT	IN	OUT	IN	OUT	IN	OUT	IN	OUT	IN	OUT	IN	OUT	IN	OUT	IN	OUT
7:00 AM	8:00 AM	85		46		18		39		129		38		3		107		75		1,157	
7:15 AM	8:15 AM	97		43		18		42		142		38		3		98		71		1,153	
7:30 AM	8:30 AM	101		39		18		35		156		35		4		109		71		1,168	
7:45 AM	8:45 AM	120		35		24		38		161		32		3		118		77		1,214	
8:00 AM	9:00 AM	131		30		38		29		168		31		3		120		88		1,227	
			in		in		in		in		in		in		in		in		in		

TOTAL PEAK HOUR TRAFFIC: 1,227



STANFORD UNIVERSITY PARKING COUNTS

AM COUNT TIME

FROM: 7:00 AM
TO: 9:00 AM

DATE COUNTED

April 28, 2022

DAY OF THE WEEK

Thursday

PEAK HOUR

FROM: 8:00 AM
TO: 9:00 AM

WEATHER

Fair

TIME		COUNT LOCATION																	
		Arb/CC		L-1a		L-1b		L-1c		L-2a		L-3b		PS-1a		PS-1b		L-9a	
FROM:	TO:	IN	OUT	IN	OUT	IN	OUT	IN	OUT	IN	OUT	IN	OUT	IN	OUT	IN	OUT	IN	OUT
7:00 AM	8:00 AM	14		171		76		5		164		30		34		58		-	
7:15 AM	8:15 AM	18		170		81		8		162		25		25		55		-	
7:30 AM	8:30 AM	34		173		92		5		162		17		22		61		1	
7:45 AM	8:45 AM	47		152		101		4		165		18		9		51		4	
8:00 AM	9:00 AM	51		115		110		5		168		21		13		51		4	
			out		out		out		out		out		out		in		in		in

TIME		COUNT LOCATION																		TOTAL	
		L-17a		L-18a		L-18b		L-18c		PS-5a		PS-5b		L-20a		I-20b		Stadium			
FROM:	TO:	IN	OUT	IN	OUT	IN	OUT	IN	OUT	IN	OUT	IN	OUT	IN	OUT	IN	OUT	IN	OUT	IN	OUT
7:00 AM	8:00 AM	66		35		31		23		143		31		4		103		54		1,042	
7:15 AM	8:15 AM	85		32		32		23		147		31		9		114		55		1,072	
7:30 AM	8:30 AM	98		25		25		19		158		30		7		124		64		1,117	
7:45 AM	8:45 AM	129		27		31		22		161		36		8		108		77		1,150	
8:00 AM	9:00 AM	152		26		26		22		153		32		8		134		93		1,184	
			in		in		in		in		in		in		in		in		in		

TOTAL PEAK HOUR TRAFFIC: 1,184



STANFORD UNIVERSITY PARKING COUNTS

AM COUNT TIME

FROM: 7:00 AM
TO: 9:00 AM

DATE COUNTED

April 29, 2022

DAY OF THE WEEK

Friday

PEAK HOUR

FROM: 7:30 AM
TO: 8:30 AM

WEATHER

Fair

TIME		COUNT LOCATION																	
		Arb/CC		L-1a		L-1b		L-1c		L-2a		L-3b		PS-1a		PS-1b		L-9a	
FROM:	TO:	IN	OUT	IN	OUT	IN	OUT	IN	OUT	IN	OUT	IN	OUT	IN	OUT	IN	OUT	IN	OUT
7:00 AM	8:00 AM	12		177		79		7		174		25		46		43		4	
7:15 AM	8:15 AM	20		175		81		6		185		17		35		41		3	
7:30 AM	8:30 AM	30		170		91		6		184		9		25		39		2	
7:45 AM	8:45 AM	44		142		110		5		153		15		13		39		3	
8:00 AM	9:00 AM	58		101		109		9		135		20		6		34		1	
			out		out		out		out		out		out		in		in		in

TIME		COUNT LOCATION																		TOTAL	
		L-17a		L-18a		L-18b		L-18c		PS-5a		PS-5b		L-20a		I-20b		Stadium			
FROM:	TO:	IN	OUT	IN	OUT	IN	OUT	IN	OUT	IN	OUT	IN	OUT	IN	OUT	IN	OUT	IN	OUT	IN	OUT
7:00 AM	8:00 AM	70		33		21		30		130		29		5		106		68		1,059	
7:15 AM	8:15 AM	88		34		26		35		130		24		6		109		61		1,076	
7:30 AM	8:30 AM	107		31		30		34		124		23		7		112		66		1,090	
7:45 AM	8:45 AM	115		28		25		38		133		24		8		106		65		1,066	
8:00 AM	9:00 AM	134		30		40		33		124		13		11		107		74		1,039	
			in		in		in		in		in		in		in		in		in		

TOTAL PEAK HOUR TRAFFIC: 1,090



STANFORD UNIVERSITY PARKING COUNTS

AM COUNT TIME

FROM: 4:00 PM
TO: 6:00 PM

DATE COUNTED

April 25, 2022

DAY OF THE WEEK

Monday

PEAK HOUR

FROM: 4:30 PM
TO: 5:30 PM

WEATHER

Cloudy

TIME		COUNT LOCATION																	
		Arb/CC		L-1a		L-1b		L-1c		L-2a		L-3b		PS-1a		PS-1b		L-9a	
FROM:	TO:	IN	OUT	IN	OUT	IN	OUT	IN	OUT	IN	OUT	IN	OUT	IN	OUT	IN	OUT	IN	OUT
4:00 PM	5:00 PM		47		177		106		2		165		31		21		49		2
4:15 PM	5:15 PM		49		202		114		1		161		29		18		49		3
4:30 PM	5:30 PM		48		209		105		1		180		38		18		59		4
4:45 PM	5:45 PM		43		201		102				178		32		18		61		2
5:00 PM	6:00 PM		39		182		78		1		180		33		21		56		2
		out		out		out		out		out		out		in		in		in	

TIME		COUNT LOCATION																		TOTAL	
		L-17a		L-18a		L-18b		L-18c		PS-5a		PS-5b		L-20a		I-20b		Stadium			
FROM:	TO:	IN	OUT	IN	OUT	IN	OUT	IN	OUT	IN	OUT	IN	OUT	IN	OUT	IN	OUT	IN	OUT	IN	OUT
4:00 PM	5:00 PM		96		16		8		76		121		15		6		165		85		1,188
4:15 PM	5:15 PM		104		17		9		64		146		18		10		191		92		1,277
4:30 PM	5:30 PM		106		24		7		62		164		18		10		210		102		1,365
4:45 PM	5:45 PM		90		25		4		60		159		16		14		194		112		1,311
5:00 PM	6:00 PM		77		23		3		62		167		18		15		197		101		1,255
		in		in		in		in		in		in		in		in					

TOTAL PEAK HOUR TRAFFIC: 1365



STANFORD UNIVERSITY PARKING COUNTS

AM COUNT TIME

FROM: 4:00 PM
TO: 6:00 PM

DATE COUNTED

April 26, 2022

DAY OF THE WEEK

Tuesday

PEAK HOUR

FROM: 4:30 PM
TO: 5:30 PM

WEATHER

Mostly Cloudy

TIME		COUNT LOCATION																	
		Arb/CC		L-1a		L-1b		L-1c		L-2a		L-3b		PS-1a		PS-1b		L-9a	
FROM:	TO:	IN	OUT	IN	OUT	IN	OUT	IN	OUT	IN	OUT	IN	OUT	IN	OUT	IN	OUT	IN	OUT
4:00 PM	5:00 PM		45		193		102		4		196		29		32		46		3
4:15 PM	5:15 PM		41		204		105		2		199		26		25		57		3
4:30 PM	5:30 PM		47		200		101		2		219		34		13		65		2
4:45 PM	5:45 PM		46		193		81		2		191		34		16		62		4
5:00 PM	6:00 PM		44		167		79		1		166		36		17		70		3
		out		out		out		out		out		out		in		in		in	

TIME		COUNT LOCATION																		TOTAL	
		L-17a		L-18a		L-18b		L-18c		PS-5a		PS-5b		L-20a		I-20b		Stadium			
FROM:	TO:	IN	OUT	IN	OUT	IN	OUT	IN	OUT	IN	OUT	IN	OUT	IN	OUT	IN	OUT	IN	OUT	IN	OUT
4:00 PM	5:00 PM		91		25		13		66		140		15		16		196		91		1,303
4:15 PM	5:15 PM		103		26		14		73		154		15		19		191		111		1,368
4:30 PM	5:30 PM		114		25		16		65		165		20		18		201		124		1,431
4:45 PM	5:45 PM		120		23		18		63		179		18		16		195		121		1,382
5:00 PM	6:00 PM		111		20		14		58		168		18		15		168		113		1,268
		in		in		in		in		in		in		in		in		in		in	

TOTAL PEAK HOUR TRAFFIC: 1431



STANFORD UNIVERSITY PARKING COUNTS

AM COUNT TIME

FROM: 4:00 PM
TO: 6:00 PM

DATE COUNTED

April 27, 2022

DAY OF THE WEEK

Wednesday

PEAK HOUR

FROM: 4:30 PM
TO: 5:30 PM

WEATHER

#N/A

TIME		COUNT LOCATION																	
		Arb/CC		L-1a		L-1b		L-1c		L-2a		L-3b		PS-1a		PS-1b		L-9a	
FROM:	TO:	IN	OUT	IN	OUT	IN	OUT	IN	OUT	IN	OUT	IN	OUT	IN	OUT	IN	OUT	IN	OUT
4:00 PM	5:00 PM		54		163		114		4		159		32		20		50		1
4:15 PM	5:15 PM		57		187		123		1		175		26		17		52		1
4:30 PM	5:30 PM		52		194		133		1		190		37		18		59		1
4:45 PM	5:45 PM		45		185		125		1		183		33		17		59		2
5:00 PM	6:00 PM		39		168		119		1		178		34		16		53		2
		out		out		out		out		out		out		in		in		in	

TIME		COUNT LOCATION																		TOTAL	
		L-17a		L-18a		L-18b		L-18c		PS-5a		PS-5b		L-20a		I-20b		Stadium			
FROM:	TO:	IN	OUT	IN	OUT	IN	OUT	IN	OUT	IN	OUT	IN	OUT	IN	OUT	IN	OUT	IN	OUT	IN	OUT
4:00 PM	5:00 PM		80		26		14		63		127		10		2		165		85		1,169
4:15 PM	5:15 PM		105		17		12		56		138		11		7		188		97		1,270
4:30 PM	5:30 PM		107		20		13		61		159		13		10		189		118		1,375
4:45 PM	5:45 PM		108		25		15		65		163		17		9		191		128		1,371
5:00 PM	6:00 PM		106		24		10		62		167		14		12		187		118		1,310
		in		in		in		in		in		in		in		in		in		in	

TOTAL PEAK HOUR TRAFFIC: 1375



STANFORD UNIVERSITY PARKING COUNTS

AM COUNT TIME

FROM: 4:00 PM
TO: 6:00 PM

DATE COUNTED

April 28, 2022

DAY OF THE WEEK

Thursday

PEAK HOUR

FROM: 4:30 PM
TO: 5:30 PM

WEATHER

#N/A

TIME		COUNT LOCATION																	
		Arb/CC		L-1a		L-1b		L-1c		L-2a		L-3b		PS-1a		PS-1b		L-9a	
FROM:	TO:	IN	OUT	IN	OUT	IN	OUT	IN	OUT	IN	OUT	IN	OUT	IN	OUT	IN	OUT	IN	OUT
4:00 PM	5:00 PM		41		153		101		2		144		35		23		50		
4:15 PM	5:15 PM		40		172		94		1		143		35		19		49		1
4:30 PM	5:30 PM		36		169		82		3		164		27		15		52		2
4:45 PM	5:45 PM		37		165		79		2		153		25		16		55		3
5:00 PM	6:00 PM		35		154		69		2		154		34		16		58		6
		out		out		out		out		out		out		in		in		in	

TIME		COUNT LOCATION																		TOTAL	
		L-17a		L-18a		L-18b		L-18c		PS-5a		PS-5b		L-20a		I-20b		Stadium			
FROM:	TO:	IN	OUT	IN	OUT	IN	OUT	IN	OUT	IN	OUT	IN	OUT	IN	OUT	IN	OUT	IN	OUT	IN	OUT
4:00 PM	5:00 PM		95		20		6		58		152		13		14		177		85		1,169
4:15 PM	5:15 PM		100		22		7		67		165		16		18		182		79		1,210
4:30 PM	5:30 PM		111		20		12		71		179		20		17		188		79		1,247
4:45 PM	5:45 PM		109		25		12		63		177		20		19		184		79		1,223
5:00 PM	6:00 PM		104		27		17		66		173		17		15		168		79		1,194
		in		in		in		in		in		in		in		in		in		in	

TOTAL PEAK HOUR TRAFFIC: 1247



STANFORD UNIVERSITY PARKING COUNTS

AM COUNT TIME

FROM: 4:00 PM
TO: 6:00 PM

DATE COUNTED

April 29, 2022

DAY OF THE WEEK

Friday

PEAK HOUR

FROM: 4:00 PM
TO: 5:00 PM

WEATHER

#N/A

TIME		COUNT LOCATION																	
		Arb/CC		L-1a		L-1b		L-1c		L-2a		L-3b		PS-1a		PS-1b		L-9a	
FROM:	TO:	IN	OUT	IN	OUT	IN	OUT	IN	OUT	IN	OUT	IN	OUT	IN	OUT	IN	OUT	IN	OUT
4:00 PM	5:00 PM		48		159		109		1		150		22		15		55		1
4:15 PM	5:15 PM		46		158		97		2		160		29		14		55		2
4:30 PM	5:30 PM		49		161		83		2		161		29		13		53		2
4:45 PM	5:45 PM		41		155		83		1		155		35		14		42		3
5:00 PM	6:00 PM		36		133		77		2		136		33		14		41		3
		out		out		out		out		out		out		in		in		in	

TIME		COUNT LOCATION																		TOTAL		
		L-17a		L-18a		L-18b		L-18c		PS-5a		PS-5b		L-20a		I-20b		Stadium				
FROM:	TO:	IN	OUT	IN	OUT	IN	OUT	IN	OUT	IN	OUT	IN	OUT	IN	OUT	IN	OUT	IN	OUT	IN	OUT	
4:00 PM	5:00 PM		104		30		12		70		130		17		9		149		85			1,166
4:15 PM	5:15 PM		110		22		11		56		124		12		6		152		76			1,132
4:30 PM	5:30 PM		108		15		16		52		128		10		10		163		54			1,109
4:45 PM	5:45 PM		92		19		14		47		130		9		13		174		34			1,061
5:00 PM	6:00 PM		85		21		15		46		123		7		14		157		13			956
		in		in		in		in		in		in		in		in		in				

TOTAL PEAK HOUR TRAFFIC: 1166



STANFORD UNIVERSITY PARKING COUNTS

AM COUNT TIME

FROM: 7:00 AM
TO: 9:00 AM

DATE COUNTED

May 2, 2022

DAY OF THE WEEK

Monday

PEAK HOUR

FROM: 7:15 AM
TO: 8:15 AM

WEATHER

Mostly Cloudy

TIME		COUNT LOCATION																	
		Arb/CC		L-1a		L-1b		L-1c		L-2a		L-3b		PS-1a		PS-1b		L-9a	
FROM:	TO:	IN	OUT	IN	OUT	IN	OUT	IN	OUT	IN	OUT	IN	OUT	IN	OUT	IN	OUT	IN	OUT
7:00 AM	8:00 AM	17		195		63		5		174		31		51		59		1	
7:15 AM	8:15 AM	21		194		90		7		172		27		34		58		3	
7:30 AM	8:30 AM	38		178		95		5		157		21		32		49		3	
7:45 AM	8:45 AM	44		140		112		4		160		19		19		55		3	
8:00 AM	9:00 AM	52		106		139		4		154		19		9		50		3	
			out		out		out		out		out		out		in		in		in

TIME		COUNT LOCATION																		TOTAL	
		L-17a		L-18a		L-18b		L-18c		PS-5a		PS-5b		L-20a		I-20b		Track Lot			
FROM:	TO:	IN	OUT	IN	OUT	IN	OUT	IN	OUT	IN	OUT	IN	OUT	IN	OUT	IN	OUT	IN	OUT	IN	OUT
7:00 AM	8:00 AM	68		40		15		32		156		32		4		111		10		1,064	2,043
7:15 AM	8:15 AM	87		33		14		30		160		34		2		111		11		1,088	2,068
7:30 AM	8:30 AM	104		27		17		33		155		28		2		128		11		1,083	2,024
7:45 AM	8:45 AM	122		28		23		29		150		26		2		132		9		1,077	1,988
8:00 AM	9:00 AM	121		24		24		30		147		24		5		123		4		1,038	1,903
			in		in		in		in		in		in		in		in		in		

TOTAL PEAK HOUR TRAFFIC: 2068



STANFORD UNIVERSITY PARKING COUNTS

AM COUNT TIME

FROM: 7:00 AM
TO: 9:00 AM

DATE COUNTED

May 3, 2022

DAY OF THE WEEK

Tuesday

PEAK HOUR

FROM: 7:00 AM
TO: 8:00 AM

WEATHER

Mostly Cloudy

TIME		COUNT LOCATION																	
		Arb/CC		L-1a		L-1b		L-1c		L-2a		L-3b		PS-1a		PS-1b		L-9a	
FROM:	TO:	IN	OUT	IN	OUT	IN	OUT	IN	OUT	IN	OUT	IN	OUT	IN	OUT	IN	OUT	IN	OUT
7:00 AM	8:00 AM	16		192		75		3		217		28		62		68		-	
7:15 AM	8:15 AM	20		185		76		2		217		18		41		61		2	
7:30 AM	8:30 AM	30		174		88		3		189		14		28		53		2	
7:45 AM	8:45 AM	48		153		88		3		193		18		20		41		2	
8:00 AM	9:00 AM	53		129		98		3		179		20		8		35		2	
			out		out		out		out		out		out		in		in		in

TIME		COUNT LOCATION																		TOTAL	
		L-17a		L-18a		L-18b		L-18c		PS-5a		PS-5b		L-20a		I-20b		Track Lot			
FROM:	TO:	IN	OUT	IN	OUT	IN	OUT	IN	OUT	IN	OUT	IN	OUT	IN	OUT	IN	OUT	IN	OUT	IN	OUT
7:00 AM	8:00 AM	81		42		24		21		165		37		5		123		8		1,167	2,237
7:15 AM	8:15 AM	81		33		26		19		159		38		4		126		10		1,118	2,135
7:30 AM	8:30 AM	102		31		27		21		164		29		4		137		10		1,106	2,080
7:45 AM	8:45 AM	116		26		24		23		154		28		3		141		7		1,088	2,012
8:00 AM	9:00 AM	130		23		29		32		159		26		5		149		3		1,083	1,983
			in		in		in		in		in		in		in		in		in		

TOTAL PEAK HOUR TRAFFIC: 2237



STANFORD UNIVERSITY PARKING COUNTS

AM COUNT TIME

FROM: 7:00 AM
TO: 9:00 AM

DATE COUNTED

May 4, 2022

DAY OF THE WEEK

Wednesday

PEAK HOUR

FROM: 7:15 AM
TO: 8:15 AM

WEATHER

Mostly Cloudy

TIME		COUNT LOCATION																	
		Arb/CC		L-1a		L-1b		L-1c		L-2a		L-3b		PS-1a		PS-1b		L-9a	
FROM:	TO:	IN	OUT	IN	OUT	IN	OUT	IN	OUT	IN	OUT	IN	OUT	IN	OUT	IN	OUT	IN	OUT
7:00 AM	8:00 AM	15		194		82		2		179		23		55		61		1	
7:15 AM	8:15 AM	24		201		97		4		174		14		41		64		-	
7:30 AM	8:30 AM	36		172		108		8		158		13		24		64		2	
7:45 AM	8:45 AM	46		147		133		9		158		11		16		64		2	
8:00 AM	9:00 AM	53		136		135		10		154		9		13		57		2	
			out		out		out		out		out		out		in		in		in

TIME		COUNT LOCATION																		TOTAL	
		L-17a		L-18a		L-18b		L-18c		PS-5a		PS-5b		L-20a		I-20b		IN	OUT		
FROM:	TO:	IN	OUT	IN	OUT	IN	OUT	IN	OUT	IN	OUT	IN	OUT	IN	OUT	IN	OUT	IN	OUT		
7:00 AM	8:00 AM	88		36		27		26		175		39		8		106				1,117	2,131
7:15 AM	8:15 AM	104		34		27		32		166		40		8		102				1,132	2,136
7:30 AM	8:30 AM	112		27		23		27		150		30		7		108				1,069	1,990
7:45 AM	8:45 AM	128		27		25		26		146		32		6		110				1,086	1,998
8:00 AM	9:00 AM	132		21		25		31		135		39		3		126				1,081	1,977
			in		in		in		in		in		in		in						

TOTAL PEAK HOUR TRAFFIC: 2136



STANFORD UNIVERSITY PARKING COUNTS

AM COUNT TIME

FROM: 7:00 AM
TO: 9:00 AM

DATE COUNTED

May 5, 2022

DAY OF THE WEEK

Thursday

PEAK HOUR

FROM: 7:15 AM
TO: 8:15 AM

WEATHER

Mostly Cloudy

TIME		COUNT LOCATION																	
		Arb/CC		L-1a		L-1b		L-1c		L-2a		L-3b		PS-1a		PS-1b		L-9a	
FROM:	TO:	IN	OUT	IN	OUT	IN	OUT	IN	OUT	IN	OUT	IN	OUT	IN	OUT	IN	OUT	IN	OUT
7:00 AM	8:00 AM	17		195		89		-		189		19		49		71		-	
7:15 AM	8:15 AM	21		188		88		1		197		17		38		65		1	
7:30 AM	8:30 AM	35		172		80		3		174		11		27		59		2	
7:45 AM	8:45 AM	48		137		80		5		159		12		14		55		3	
8:00 AM	9:00 AM	54		106		105		7		134		9		11		45		3	
			out		out		out		out		out		out		in		in		in

TIME		COUNT LOCATION																		TOTAL	
		L-17a		L-18a		L-18b		L-18c		PS-5a		PS-5b		L-20a		I-20b		IN	OUT		
FROM:	TO:	IN	OUT	IN	OUT	IN	OUT	IN	OUT	IN	OUT	IN	OUT	IN	OUT	IN	OUT	IN	OUT		
7:00 AM	8:00 AM	64		39		26		25		157		27		2		112				1,081	2,081
7:15 AM	8:15 AM	90		42		25		23		152		27		3		120				1,098	2,085
7:30 AM	8:30 AM	105		38		23		20		147		25		3		128				1,052	1,964
7:45 AM	8:45 AM	124		35		23		23		152		29		4		124				1,027	1,882
8:00 AM	9:00 AM	146		31		23		17		155		32		5		145				1,028	1,856
			in		in		in		in		in		in		in						

TOTAL PEAK HOUR TRAFFIC: 2085



STANFORD UNIVERSITY PARKING COUNTS

AM COUNT TIME

FROM: 7:00 AM
TO: 9:00 AM

DATE COUNTED

May 6, 2022

DAY OF THE WEEK

Friday

PEAK HOUR

FROM: 7:15 AM
TO: 8:15 AM

WEATHER

Fair

TIME		COUNT LOCATION																	
		Arb/CC		L-1a		L-1b		L-1c		L-2a		L-3b		PS-1a		PS-1b		L-9a	
FROM:	TO:	IN	OUT	IN	OUT	IN	OUT	IN	OUT	IN	OUT	IN	OUT	IN	OUT	IN	OUT	IN	OUT
7:00 AM	8:00 AM	18		184		77		2		164		24		51		53		3	
7:15 AM	8:15 AM	27		193		95		3		159		21		35		49		3	
7:30 AM	8:30 AM	41		165		91		2		145		17		27		47		1	
7:45 AM	8:45 AM	50		149		110		5		131		15		14		32		1	
8:00 AM	9:00 AM	57		108		122		6		118		16		5		34		1	
			out		out		out		out		out		out		in		in		in

TIME		COUNT LOCATION																		TOTAL	
		L-17a		L-18a		L-18b		L-18c		PS-5a		PS-5b		L-20a		I-20b		IN	OUT		
FROM:	TO:	IN	OUT	IN	OUT	IN	OUT	IN	OUT	IN	OUT	IN	OUT	IN	OUT	IN	OUT	IN	OUT	IN	OUT
7:00 AM	8:00 AM	65		32		18		25		126		28		7		112				989	1,895
7:15 AM	8:15 AM	84		34		13		26		135		34		5		102				1,018	1,925
7:30 AM	8:30 AM	97		32		18		28		142		31		6		114				1,004	1,870
7:45 AM	8:45 AM	115		30		15		37		136		33		7		113				993	1,821
8:00 AM	9:00 AM	137		26		22		32		137		31		6		120				978	1,762
			in		in		in		in		in		in		in						

TOTAL PEAK HOUR TRAFFIC: 1925



STANFORD UNIVERSITY PARKING COUNTS

AM COUNT TIME

FROM: 4:00 PM
TO: 6:00 PM

DATE COUNTED

May 2, 2022

DAY OF THE WEEK

Monday

PEAK HOUR

FROM: 4:30 PM
TO: 5:30 PM

WEATHER

Mostly Cloudy

TIME		COUNT LOCATION																	
		Arb/CC		L-1a		L-1b		L-1c		L-2a		L-3b		PS-1a		PS-1b		L-9a	
FROM:	TO:	IN	OUT	IN	OUT	IN	OUT	IN	OUT	IN	OUT	IN	OUT	IN	OUT	IN	OUT	IN	OUT
4:00 PM	5:00 PM		49		163		102		1		173		35		18		42		2
4:15 PM	5:15 PM		54		180		104				173		29		19		40		2
4:30 PM	5:30 PM		56		186		97				179		30		17		42		1
4:45 PM	5:45 PM		44		159		96				164		30		17		52		3
5:00 PM	6:00 PM		37		155		80		1		141		24		14		55		3
		out		out		out		out		out		out		in		in		in	

TIME		COUNT LOCATION																		TOTAL	
		L-17a		L-18a		L-18b		L-18c		PS-5a		PS-5b		L-20a		I-20b		Track Lot			
FROM:	TO:	IN	OUT	IN	OUT	IN	OUT	IN	OUT	IN	OUT	IN	OUT	IN	OUT	IN	OUT	IN	OUT	IN	OUT
4:00 PM	5:00 PM		79		23		6		67		141		15		10		163		9	1,098	2,196
4:15 PM	5:15 PM		94		27		9		62		161		15		5		167		8	1,149	2,298
4:30 PM	5:30 PM		113		22		11		60		178		15		6		190		10	1,213	2,426
4:45 PM	5:45 PM		112		25		12		63		189		16		7		201		9	1,199	2,398
5:00 PM	6:00 PM		119		22		17		56		172		15		9		181		10	1,111	2,222
		in		in		in		in		in		in		in		in		in			

TOTAL PEAK HOUR TRAFFIC: 2426



STANFORD UNIVERSITY PARKING COUNTS

AM COUNT TIME

FROM: 4:00 PM
TO: 6:00 PM

DATE COUNTED

May 3, 2022

DAY OF THE WEEK

Tuesday

PEAK HOUR

FROM: 5:00 PM
TO: 6:00 PM

WEATHER

Mostly Cloudy

TIME		COUNT LOCATION																	
		Arb/CC		L-1a		L-1b		L-1c		L-2a		L-3b		PS-1a		PS-1b		L-9a	
FROM:	TO:	IN	OUT	IN	OUT	IN	OUT	IN	OUT	IN	OUT	IN	OUT	IN	OUT	IN	OUT	IN	OUT
4:00 PM	5:00 PM		44		192		109				180		34		17		41		
4:15 PM	5:15 PM		42		209		97		1		182		36		16		47		
4:30 PM	5:30 PM		45		225		91		3		198		34		13		59		
4:45 PM	5:45 PM		44		210		93		3		221		36		14		57		2
5:00 PM	6:00 PM		37		204		88		3		221		31		21		74		2
		out		out		out		out		out		out		in		in		in	

TIME		COUNT LOCATION																		TOTAL	
		L-17a		L-18a		L-18b		L-18c		PS-5a		PS-5b		L-20a		I-20b		Track Lot			
FROM:	TO:	IN	OUT	IN	OUT	IN	OUT	IN	OUT	IN	OUT	IN	OUT	IN	OUT	IN	OUT	IN	OUT	IN	OUT
4:00 PM	5:00 PM		96		14		22		64		149		19		11		167		11	1,170	2,340
4:15 PM	5:15 PM		108		13		17		53		155		21		16		183		9	1,205	2,410
4:30 PM	5:30 PM		108		19		13		62		188		20		15		200		9	1,302	2,604
4:45 PM	5:45 PM		110		25		11		70		183		18		16		210		8	1,331	2,662
5:00 PM	6:00 PM		115		30		8		71		199		16		17		204		9	1,350	2,700
		in		in		in		in		in		in		in		in					

TOTAL PEAK HOUR TRAFFIC: 2700



STANFORD UNIVERSITY PARKING COUNTS

AM COUNT TIME

FROM: 4:00 PM
TO: 6:00 PM

DATE COUNTED

May 4, 2022

DAY OF THE WEEK

Wednesday

PEAK HOUR

FROM: 4:30 PM
TO: 5:30 PM

WEATHER

#N/A

TIME		COUNT LOCATION																	
		Arb/CC		L-1a		L-1b		L-1c		L-2a		L-3b		PS-1a		PS-1b		L-9a	
FROM:	TO:	IN	OUT	IN	OUT	IN	OUT	IN	OUT	IN	OUT	IN	OUT	IN	OUT	IN	OUT	IN	OUT
4:00 PM	5:00 PM		55		177		155		2		188		37		26		60		5
4:15 PM	5:15 PM		46		202		149		3		199		44		30		65		4
4:30 PM	5:30 PM		48		203		129		2		210		37		26		70		4
4:45 PM	5:45 PM		44		209		115		3		192		34		25		67		2
5:00 PM	6:00 PM		36		215		99		3		185		30		29		65		1
		out		out		out		out		out		out		in		in		in	

TIME		COUNT LOCATION																		TOTAL	
		L-17a		L-18a		L-18b		L-18c		PS-5a		PS-5b		L-20a		I-20b		IN	OUT		
FROM:	TO:	IN	OUT	IN	OUT	IN	OUT	IN	OUT	IN	OUT	IN	OUT	IN	OUT	IN	OUT	IN	OUT	IN	OUT
4:00 PM	5:00 PM		93		17		9		51		142		18		4		163			1,202	2,404
4:15 PM	5:15 PM		92		13		10		57		157		20		4		163			1,258	2,516
4:30 PM	5:30 PM		107		17		14		55		185		19		3		180			1,309	2,618
4:45 PM	5:45 PM		103		14		15		55		194		14		4		192			1,282	2,564
5:00 PM	6:00 PM		101		19		13		52		189		10		6		199			1,252	2,504
		in		in		in		in		in		in		in		in					

TOTAL PEAK HOUR TRAFFIC: 2618



STANFORD UNIVERSITY PARKING COUNTS

<u>AM COUNT TIME</u>	<u>DATE COUNTED</u>	<u>DAY OF THE WEEK</u>	<u>PEAK HOUR</u>	<u>WEATHER</u>
FROM: 4:00 PM	May 5, 2022	Thursday	FROM: 4:30 PM	#N/A
TO: 6:00 PM			TO: 5:30 PM	

TIME		COUNT LOCATION																	
		Arb/CC		L-1a		L-1b		L-1c		L-2a		L-3b		PS-1a		PS-1b		L-9a	
FROM:	TO:	IN	OUT	IN	OUT	IN	OUT	IN	OUT	IN	OUT	IN	OUT	IN	OUT	IN	OUT	IN	OUT
4:00 PM	5:00 PM		42		182		115		1		173		41		34		67		2
4:15 PM	5:15 PM		42		174		109				187		40		28		63		3
4:30 PM	5:30 PM		47		181		95				204		37		21		72		3
4:45 PM	5:45 PM		46		178		95		1		198		33		18		75		4
5:00 PM	6:00 PM		41		166		96		1		182		28		16		70		3
		out		out		out		out		out		out		in		in		in	

TIME		COUNT LOCATION																		TOTAL	
		L-17a		L-18a		L-18b		L-18c		PS-5a		PS-5b		L-20a		I-20b		IN	OUT		
FROM:	TO:	IN	OUT	IN	OUT	IN	OUT	IN	OUT	IN	OUT	IN	OUT	IN	OUT	IN	OUT	IN	OUT		
4:00 PM	5:00 PM		91		20		8		50		148		18		15		167		1,174	2,348	
4:15 PM	5:15 PM		99		22		12		54		176		15		14		182		1,220	2,440	
4:30 PM	5:30 PM		106		18		15		57		184		17		16		168		1,241	2,482	
4:45 PM	5:45 PM		100		23		20		59		190		15		11		173		1,239	2,478	
5:00 PM	6:00 PM		93		18		24		69		192		15		11		164		1,189	2,378	
		in		in		in		in		in		in		in							

TOTAL PEAK HOUR TRAFFIC: 2482



STANFORD UNIVERSITY PARKING COUNTS

AM COUNT TIME

FROM: 4:00 PM
TO: 6:00 PM

DATE COUNTED

May 6, 2022

DAY OF THE WEEK

Friday

PEAK HOUR

FROM: 4:30 PM
TO: 5:30 PM

WEATHER

#N/A

TIME		COUNT LOCATION																	
		Arb/CC		L-1a		L-1b		L-1c		L-2a		L-3b		PS-1a		PS-1b		L-9a	
FROM:	TO:	IN	OUT	IN	OUT	IN	OUT	IN	OUT	IN	OUT	IN	OUT	IN	OUT	IN	OUT	IN	OUT
4:00 PM	5:00 PM		48		171		98		4		141		32		30		44		3
4:15 PM	5:15 PM		50		180		93		2		164		37		24		45		3
4:30 PM	5:30 PM		48		176		91		1		181		37		16		43		3
4:45 PM	5:45 PM		43		166		90		1		179		37		16		49		4
5:00 PM	6:00 PM		38		170		83		1		156		36		11		55		1
		out		out		out		out		out		out		in		in		in	

TIME		COUNT LOCATION																		TOTAL	
		L-17a		L-18a		L-18b		L-18c		PS-5a		PS-5b		L-20a		I-20b		IN	OUT		
FROM:	TO:	IN	OUT	IN	OUT	IN	OUT	IN	OUT	IN	OUT	IN	OUT	IN	OUT	IN	OUT	IN	OUT		
4:00 PM	5:00 PM		89		22		17		54		119		15		9		167			1,063	2,126
4:15 PM	5:15 PM		93		16		17		54		127		20		12		161			1,098	2,196
4:30 PM	5:30 PM		108		17		17		55		143		25		12		177			1,150	2,300
4:45 PM	5:45 PM		106		23		11		58		145		24		11		185			1,148	2,296
5:00 PM	6:00 PM		95		18		9		59		146		24		6		144			1,052	2,104
		in		in		in		in		in		in		in		in					

TOTAL PEAK HOUR TRAFFIC: 2300



STANFORD UNIVERSITY PARKING COUNTS

<u>AM COUNT TIME</u>	<u>DATE COUNTED</u>	<u>DAY OF THE WEEK</u>	<u>PEAK HOUR</u>	<u>WEATHER</u>
FROM: 7:00 AM	May 9, 2022	Monday	FROM: 7:15 AM	Fair
TO: 9:00 AM			TO: 8:15 AM	

TIME		COUNT LOCATION																	
		Arb/CC		L-1a		L-1b		L-1c		L-2a		L-3b		PS-1a		PS-1b		L-9a	
FROM:	TO:	IN	OUT	IN	OUT	IN	OUT	IN	OUT	IN	OUT	IN	OUT	IN	OUT	IN	OUT	IN	OUT
7:00 AM	8:00 AM	14		187		82		5		216		26		60		58		1	
7:15 AM	8:15 AM	22		190		85		5		221		26		45		59		0	
7:30 AM	8:30 AM	38		178		110		8		202		21		40		48		0	
7:45 AM	8:45 AM	44		150		129		9		191		11		21		42		2	
8:00 AM	9:00 AM	46		119		145		6		175		10		10		42		4	
			out		out		out		out		out		out		in		in		in

TIME		COUNT LOCATION																		TOTAL	
		L-17a		L-18a		L-18b		L-18c		PS-5a		PS-5b		L-20a		I-20b		IN	OUT		
FROM:	TO:	IN	OUT	IN	OUT	IN	OUT	IN	OUT	IN	OUT	IN	OUT	IN	OUT	IN	OUT	IN	OUT	IN	OUT
7:00 AM	8:00 AM	66		6		1		19		168		26		3		145				1083	2086
7:15 AM	8:15 AM	79		7		1		20		173		26		4		141				1104	2107
7:30 AM	8:30 AM	101		8		2		21		156		23		5		139				1100	2061
7:45 AM	8:45 AM	110		4		2		20		154		23		4		136				1052	1950
8:00 AM	9:00 AM	134		4		1		19		151		24		5		142				1037	1894
			in		in		in		in		in		in		in						

TOTAL PEAK HOUR TRAFFIC: 2107



STANFORD UNIVERSITY PARKING COUNTS

<u>AM COUNT TIME</u>	<u>DATE COUNTED</u>	<u>DAY OF THE WEEK</u>	<u>PEAK HOUR</u>	<u>WEATHER</u>
FROM: 7:00 AM	May 10, 2022	Tuesday	FROM: 7:00 AM	Partly Cloudy
TO: 9:00 AM			TO: 8:00 AM	

TIME		COUNT LOCATION																	
		Arb/CC		L-1a		L-1b		L-1c		L-2a		L-3b		PS-1a		PS-1b		L-9a	
FROM:	TO:	IN	OUT	IN	OUT	IN	OUT	IN	OUT	IN	OUT	IN	OUT	IN	OUT	IN	OUT	IN	OUT
7:00 AM	8:00 AM	17		202		106		6		212		28		64		56		2	
7:15 AM	8:15 AM	17		205		111		7		202		27		40		52		1	
7:30 AM	8:30 AM	34		188		117		4		196		17		25		57		2	
7:45 AM	8:45 AM	54		165		118		3		191		20		11		47		3	
8:00 AM	9:00 AM	55		135		108		4		180		16		5		46		3	
		out		out		out		out		out		out		in		in		in	

TIME		COUNT LOCATION																		TOTAL	
		L-17a		L-18a		L-18b		L-18c		PS-5a		PS-5b		L-20a		I-20b		IN	OUT		
FROM:	TO:	IN	OUT	IN	OUT	IN	OUT	IN	OUT	IN	OUT	IN	OUT	IN	OUT	IN	OUT	IN	OUT		
7:00 AM	8:00 AM	74		2		0		31		190		34		6		124				1154	2217
7:15 AM	8:15 AM	82		4		0		30		173		34		6		136				1127	2155
7:30 AM	8:30 AM	95		5		0		32		162		33		2		139				1108	2087
7:45 AM	8:45 AM	112		4		0		31		166		32		1		136				1094	2022
8:00 AM	9:00 AM	125		3		1		30		152		38		2		140				1043	1906
		in		in		in		in		in		in		in							

TOTAL PEAK HOUR TRAFFIC: 2217



STANFORD UNIVERSITY PARKING COUNTS

<u>AM COUNT TIME</u>	<u>DATE COUNTED</u>	<u>DAY OF THE WEEK</u>	<u>PEAK HOUR</u>	<u>WEATHER</u>
FROM: 7:00 AM	May 11, 2022	Wednesday	FROM: 7:00 AM	Mostly Cloudy
TO: 9:00 AM			TO: 8:00 AM	

TIME		COUNT LOCATION																	
		Arb/CC		L-1a		L-1b		L-1c		L-2a		L-3b		PS-1a		PS-1b		L-9a	
FROM:	TO:	IN	OUT	IN	OUT	IN	OUT	IN	OUT	IN	OUT	IN	OUT	IN	OUT	IN	OUT	IN	OUT
7:00 AM	8:00 AM	13		178		79		3		218		33		78		62		4	
7:15 AM	8:15 AM	19		175		89		5		205		28		60		63		5	
7:30 AM	8:30 AM	28		159		96		5		193		25		33		57		3	
7:45 AM	8:45 AM	35		151		93		6		183		20		21		59		3	
8:00 AM	9:00 AM	45		127		120		6		175		17		11		44		3	
			out		out		out		out		out		out		in		in		in

TIME		COUNT LOCATION																		TOTAL	
		L-17a		L-18a		L-18b		L-18c		PS-5a		PS-5b		L-20a		I-20b		IN	OUT		
FROM:	TO:	IN	OUT	IN	OUT	IN	OUT	IN	OUT	IN	OUT	IN	OUT	IN	OUT	IN	OUT	IN	OUT	IN	OUT
7:00 AM	8:00 AM	64		25		55		28		157		35		1		118				1151	2225
7:15 AM	8:15 AM	76		27		49		25		161		35		2		121				1145	2195
7:30 AM	8:30 AM	91		30		41		30		157		34		6		124				1112	2105
7:45 AM	8:45 AM	116		24		40		31		157		37		5		111				1092	2033
8:00 AM	9:00 AM	138		25		29		28		159		34		8		115				1084	1985
			in		in		in		in		in		in		in						

TOTAL PEAK HOUR TRAFFIC: 2225



STANFORD UNIVERSITY PARKING COUNTS

<u>AM COUNT TIME</u>	<u>DATE COUNTED</u>	<u>DAY OF THE WEEK</u>	<u>PEAK HOUR</u>	<u>WEATHER</u>
FROM: 7:00 AM	May 12, 2022	Thursday	FROM: 7:00 AM	Fair
TO: 9:00 AM			TO: 8:00 AM	

TIME		COUNT LOCATION																	
		Arb/CC		L-1a		L-1b		L-1c		L-2a		L-3b		PS-1a		PS-1b		L-9a	
FROM:	TO:	IN	OUT	IN	OUT	IN	OUT	IN	OUT	IN	OUT	IN	OUT	IN	OUT	IN	OUT	IN	OUT
7:00 AM	8:00 AM	9		197		101		7		214		17		58		67		0	
7:15 AM	8:15 AM	15		192		100		8		203		17		45		59		1	
7:30 AM	8:30 AM	26		170		110		7		185		15		30		57		1	
7:45 AM	8:45 AM	31		159		106		5		184		16		24		51		2	
8:00 AM	9:00 AM	34		120		112		5		143		14		23		44		3	
			out		out		out		out		out		out		in		in		in

TIME		COUNT LOCATION																		TOTAL	
		L-17a		L-18a		L-18b		L-18c		PS-5a		PS-5b		L-20a		I-20b		IN	OUT		
FROM:	TO:	IN	OUT	IN	OUT	IN	OUT	IN	OUT	IN	OUT	IN	OUT	IN	OUT	IN	OUT	IN	OUT	IN	OUT
7:00 AM	8:00 AM	69		18		41		14		157		36		3		123				1131	2184
7:15 AM	8:15 AM	87		15		37		19		156		35		4		124				1117	2132
7:30 AM	8:30 AM	104		24		36		33		143		32		3		136				1112	2094
7:45 AM	8:45 AM	121		28		29		41		155		25		2		149				1128	2104
8:00 AM	9:00 AM	133		32		24		38		153		25		3		160				1066	1965
			in		in		in		in		in		in		in						

TOTAL PEAK HOUR TRAFFIC: 2184



STANFORD UNIVERSITY PARKING COUNTS

<u>AM COUNT TIME</u>	<u>DATE COUNTED</u>	<u>DAY OF THE WEEK</u>	<u>PEAK HOUR</u>	<u>WEATHER</u>
FROM: 7:00 AM	May 13, 2022	Friday	FROM: 7:00 AM	Fair
TO: 9:00 AM			TO: 8:00 AM	

TIME		COUNT LOCATION																	
		Arb/CC		L-1a		L-1b		L-1c		L-2a		L-3b		PS-1a		PS-1b		L-9a	
FROM:	TO:	IN	OUT	IN	OUT	IN	OUT	IN	OUT	IN	OUT	IN	OUT	IN	OUT	IN	OUT	IN	OUT
7:00 AM	8:00 AM	12		168		71		7		164		30		59		50		0	
7:15 AM	8:15 AM	22		168		78		7		163		24		45		52		0	
7:30 AM	8:30 AM	28		154		84		7		141		23		34		53		1	
7:45 AM	8:45 AM	34		145		93		4		131		25		23		59		1	
8:00 AM	9:00 AM	39		112		101		2		129		20		15		55		1	
			out		out		out		out		out		out		in		in		in

TIME		COUNT LOCATION																		TOTAL	
		L-17a		L-18a		L-18b		L-18c		PS-5a		PS-5b		L-20a		I-20b		IN	OUT		
FROM:	TO:	IN	OUT	IN	OUT	IN	OUT	IN	OUT	IN	OUT	IN	OUT	IN	OUT	IN	OUT	IN	OUT	IN	OUT
7:00 AM	8:00 AM	67		18		43		18		143		31		1		104				986	1893
7:15 AM	8:15 AM	85		21		44		17		143		30		3		95				997	1887
7:30 AM	8:30 AM	106		24		43		20		135		28		3		104				988	1842
7:45 AM	8:45 AM	122		25		40		25		134		25		2		103				991	1826
8:00 AM	9:00 AM	139		29		36		27		131		26		11		120				993	1808
			in		in		in		in		in		in		in						

TOTAL PEAK HOUR TRAFFIC: 1893



STANFORD UNIVERSITY PARKING COUNTS

AM COUNT TIME

FROM: 4:00 PM
TO: 6:00 PM

DATE COUNTED

May 9, 2022

DAY OF THE WEEK

Monday

PEAK HOUR

FROM: 4:30 PM
TO: 5:30 PM

WEATHER

Fair

TIME		COUNT LOCATION																	
		Arb/CC		L-1a		L-1b		L-1c		L-2a		L-3b		PS-1a		PS-1b		L-9a	
FROM:	TO:	IN	OUT	IN	OUT	IN	OUT	IN	OUT	IN	OUT	IN	OUT	IN	OUT	IN	OUT	IN	OUT
4:00 PM	5:00 PM		51		175		127		4		220		31		47		47		3
4:15 PM	5:15 PM		51		189		112		3		229		27		30		42		3
4:30 PM	5:30 PM		52		196		100		2		227		29		20		54		2
4:45 PM	5:45 PM		47		185		101		2		213		28		24		63		1
5:00 PM	6:00 PM		36		184		89		5		175		28		28		59		3
		out		out		out		out		out		out		in		in		in	

TIME		COUNT LOCATION																		TOTAL	
		L-17a		L-18a		L-18b		L-18c		PS-5a		PS-5b		L-20a		I-20b		IN	OUT		
FROM:	TO:	IN	OUT	IN	OUT	IN	OUT	IN	OUT	IN	OUT	IN	OUT	IN	OUT	IN	OUT	IN	OUT		
4:00 PM	5:00 PM		103		1		2		42		144		13		4		159		1173	2346	
4:15 PM	5:15 PM		127		3				44		166		17		4		166		1213	2426	
4:30 PM	5:30 PM		125		2				47		183		16		7		199		1261	2522	
4:45 PM	5:45 PM		116		2				58		187		15		9		193		1244	2488	
5:00 PM	6:00 PM		112		3				66		190		14		11		190		1193	2386	
		in		in		in		in		in		in		in							

TOTAL PEAK HOUR TRAFFIC: 2522



STANFORD UNIVERSITY PARKING COUNTS

AM COUNT TIME

FROM: 4:00 PM
TO: 6:00 PM

DATE COUNTED

May 10, 2022

DAY OF THE WEEK

Tuesday

PEAK HOUR

FROM: 4:30 PM
TO: 5:30 PM

WEATHER

Partly Cloudy

TIME		COUNT LOCATION																	
		Arb/CC		L-1a		L-1b		L-1c		L-2a		L-3b		PS-1a		PS-1b		L-9a	
FROM:	TO:	IN	OUT	IN	OUT	IN	OUT	IN	OUT	IN	OUT	IN	OUT	IN	OUT	IN	OUT	IN	OUT
4:00 PM	5:00 PM		32		204		111		1		195		32		45		63		3
4:15 PM	5:15 PM		39		215		103		1		224		37		38		69		2
4:30 PM	5:30 PM		44		233		95				245		39		25		56		2
4:45 PM	5:45 PM		46		243		86		3		239		32		16		65		3
5:00 PM	6:00 PM		43		225		76		3		227		27		20		66		2
		out		out		out		out		out		out		in		in		in	

TIME		COUNT LOCATION																		TOTAL	
		L-17a		L-18a		L-18b		L-18c		PS-5a		PS-5b		L-20a		I-20b		IN	OUT		
FROM:	TO:	IN	OUT	IN	OUT	IN	OUT	IN	OUT	IN	OUT	IN	OUT	IN	OUT	IN	OUT	IN	OUT		
4:00 PM	5:00 PM		83		2		3		62		139		12		8		180		1175	2350	
4:15 PM	5:15 PM		95		2		2		68		145		15		10		185		1250	2500	
4:30 PM	5:30 PM		95		3		3		64		180		18		8		203		1313	2626	
4:45 PM	5:45 PM		93		2		3		66		183		17		12		204		1313	2626	
5:00 PM	6:00 PM		95		1		3		64		192		16		11		205		1276	2552	
		in		in		in		in		in		in		in							

TOTAL PEAK HOUR TRAFFIC: 2626



STANFORD UNIVERSITY PARKING COUNTS

<u>AM COUNT TIME</u>	<u>DATE COUNTED</u>	<u>DAY OF THE WEEK</u>	<u>PEAK HOUR</u>	<u>WEATHER</u>
FROM: 4:00 PM	May 11, 2022	Wednesday	FROM: 4:30 PM	#N/A
TO: 6:00 PM			TO: 5:30 PM	

TIME		COUNT LOCATION																	
		Arb/CC		L-1a		L-1b		L-1c		L-2a		L-3b		PS-1a		PS-1b		L-9a	
FROM:	TO:	IN	OUT	IN	OUT	IN	OUT	IN	OUT	IN	OUT	IN	OUT	IN	OUT	IN	OUT	IN	OUT
4:00 PM	5:00 PM		36		195		140		5		158		34		57		62		2
4:15 PM	5:15 PM		36		203		141		4		186		34		47		62		2
4:30 PM	5:30 PM		36		209		123		4		204		30		30		70		2
4:45 PM	5:45 PM		30		200		113		4		196		27		22		63		2
5:00 PM	6:00 PM		21		184		101		5		199		25		20		65		1
		out		out		out		out		out		out		in		in		in	

TIME		COUNT LOCATION																		TOTAL	
		L-17a		L-18a		L-18b		L-18c		PS-5a		PS-5b		L-20a		I-20b		IN	OUT		
FROM:	TO:	IN	OUT	IN	OUT	IN	OUT	IN	OUT	IN	OUT	IN	OUT	IN	OUT	IN	OUT	IN	OUT		
4:00 PM	5:00 PM		77		10		18		48		152		18		5		163		1180	2360	
4:15 PM	5:15 PM		95		12		18		54		171		16		7		174		1262	2524	
4:30 PM	5:30 PM		99		9		10		57		182		18		9		221		1313	2626	
4:45 PM	5:45 PM		101		12		8		68		192		25		8		216		1287	2574	
5:00 PM	6:00 PM		102		13		11		71		183		21		12		197		1231	2462	
		in		in		in		in		in		in		in							

TOTAL PEAK HOUR TRAFFIC: 2626



STANFORD UNIVERSITY PARKING COUNTS

AM COUNT TIME

FROM: 4:00 PM
TO: 6:00 PM

DATE COUNTED

May 12, 2022

DAY OF THE WEEK

Thursday

PEAK HOUR

FROM: 4:30 PM
TO: 5:30 PM

WEATHER

#N/A

TIME		COUNT LOCATION																	
		Arb/CC		L-1a		L-1b		L-1c		L-2a		L-3b		PS-1a		PS-1b		L-9a	
FROM:	TO:	IN	OUT	IN	OUT	IN	OUT	IN	OUT	IN	OUT	IN	OUT	IN	OUT	IN	OUT	IN	OUT
4:00 PM	5:00 PM		28		185		108		4		165		33		54		65		1
4:15 PM	5:15 PM		30		190		113		2		170		30		44		74		1
4:30 PM	5:30 PM		34		193		109		2		174		38		39		78		1
4:45 PM	5:45 PM		31		192		109		1		171		31		34		70		1
5:00 PM	6:00 PM		26		183		100		1		158		26		30		67		1
		out		out		out		out		out		out		in		in		in	

TIME		COUNT LOCATION																		TOTAL	
		L-17a		L-18a		L-18b		L-18c		PS-5a		PS-5b		L-20a		I-20b		IN	OUT		
FROM:	TO:	IN	OUT	IN	OUT	IN	OUT	IN	OUT	IN	OUT	IN	OUT	IN	OUT	IN	OUT	IN	OUT		
4:00 PM	5:00 PM		93		16		15		53		126		12		2		148		1108	2216	
4:15 PM	5:15 PM		100		17		15		63		140		15		3		166		1173	2346	
4:30 PM	5:30 PM		108		18		14		66		163		13		5		199		1254	2508	
4:45 PM	5:45 PM		110		20		16		73		174		15		7		198		1253	2506	
5:00 PM	6:00 PM		108		20		23		65		163		18		8		196		1193	2386	
		in		in		in		in		in		in		in							

TOTAL PEAK HOUR TRAFFIC: 2508



STANFORD UNIVERSITY PARKING COUNTS

<u>AM COUNT TIME</u>	<u>DATE COUNTED</u>	<u>DAY OF THE WEEK</u>	<u>PEAK HOUR</u>	<u>WEATHER</u>
FROM: 4:00 PM	May 13, 2022	Friday	FROM: 5:00 PM	#N/A
TO: 6:00 PM			TO: 6:00 PM	

TIME		COUNT LOCATION																	
		Arb/CC		L-1a		L-1b		L-1c		L-2a		L-3b		PS-1a		PS-1b		L-9a	
FROM:	TO:	IN	OUT	IN	OUT	IN	OUT	IN	OUT	IN	OUT	IN	OUT	IN	OUT	IN	OUT	IN	OUT
4:00 PM	5:00 PM		35		152		102		1		135		33		29		50		3
4:15 PM	5:15 PM		38		173		104		4		159		27		27		55		2
4:30 PM	5:30 PM		37		184		90		3		185		28		30		52		2
4:45 PM	5:45 PM		34		184		77		4		174		36		21		49		2
5:00 PM	6:00 PM		28		182		71		5		167		33		25		53		2
		out		out		out		out		out		out		in		in		in	

TIME		COUNT LOCATION																		TOTAL	
		L-17a		L-18a		L-18b		L-18c		PS-5a		PS-5b		L-20a		I-20b		IN	OUT		
FROM:	TO:	IN	OUT	IN	OUT	IN	OUT	IN	OUT	IN	OUT	IN	OUT	IN	OUT	IN	OUT	IN	OUT		
4:00 PM	5:00 PM		75		14		13		57		118		16		9		155		997	1994	
4:15 PM	5:15 PM		80		11		13		42		130		13		16		165		1059	2118	
4:30 PM	5:30 PM		89		9		12		38		126		18		15		167		1085	2170	
4:45 PM	5:45 PM		86		8		13		50		134		21		11		165		1069	2138	
5:00 PM	6:00 PM		94		13		19		56		140		18		13		167		1086	2172	
		in		in		in		in		in		in		in							

TOTAL PEAK HOUR TRAFFIC: 2172



STANFORD UNIVERSITY PARKING COUNTS

AM COUNT TIME

FROM: 7:00 AM
TO: 9:00 AM

DATE COUNTED

May 16, 2022

DAY OF THE WEEK

Monday

PEAK HOUR

FROM: 7:00 AM
TO: 8:00 AM

WEATHER

Partly Cloudy

TIME		COUNT LOCATION																	
		Arb/CC		L-1a		L-1b		L-1c		L-2a		L-3b		PS-1a		PS-1b		L-9a	
FROM:	TO:	IN	OUT	IN	OUT	IN	OUT	IN	OUT	IN	OUT	IN	OUT	IN	OUT	IN	OUT	IN	OUT
7:00 AM	8:00 AM	16		197		87		3		243		28		63		60		2	
7:15 AM	8:15 AM	22		202		97		2		236		33		44		58		1	
7:30 AM	8:30 AM	31		192		99		4		216		29		39		43		0	
7:45 AM	8:45 AM	42		170		119		3		203		23		19		40		0	
8:00 AM	9:00 AM	51		135		135		3		192		21		9		45		0	
			out		out		out		out		out		out		in		in		in

TIME		COUNT LOCATION																		TOTAL	
		L-17a		L-18a		L-18b		L-18c		PS-5a		PS-5b		L-20a		I-20b		IN	OUT		
FROM:	TO:	IN	OUT	IN	OUT	IN	OUT	IN	OUT	IN	OUT	IN	OUT	IN	OUT	IN	OUT	IN	OUT		
7:00 AM	8:00 AM	56		33		26		21		137		31		4		111				1118	2164
7:15 AM	8:15 AM	77		32		23		21		135		30		3		114				1130	2161
7:30 AM	8:30 AM	88		29		22		24		135		32		3		132				1118	2117
7:45 AM	8:45 AM	111		31		26		24		138		28		5		119				1101	2049
8:00 AM	9:00 AM	124		31		26		25		138		31		7		119				1092	2009
			in		in		in		in		in		in		in						

TOTAL PEAK HOUR TRAFFIC: 2164



STANFORD UNIVERSITY PARKING COUNTS

AM COUNT TIME

FROM: 7:00 AM
TO: 9:00 AM

DATE COUNTED

May 17, 2022

DAY OF THE WEEK

Tuesday

PEAK HOUR

FROM: 7:15 AM
TO: 8:15 AM

WEATHER

Mostly Cloudy

TIME		COUNT LOCATION																	
		Arb/CC		L-1a		L-1b		L-1c		L-2a		L-3b		PS-1a		PS-1b		L-9a	
FROM:	TO:	IN	OUT	IN	OUT	IN	OUT	IN	OUT	IN	OUT	IN	OUT	IN	OUT	IN	OUT	IN	OUT
7:00 AM	8:00 AM	21		195		91		7		213		27		84		55		3	
7:15 AM	8:15 AM	32		213		109		8		215		30		67		53		2	
7:30 AM	8:30 AM	35		190		119		6		202		27		45		54		2	
7:45 AM	8:45 AM	45		164		118		3		208		24		22		44		3	
8:00 AM	9:00 AM	51		145		134		6		193		23		17		42		2	
			out		out		out		out		out		out		in		in		in

TIME		COUNT LOCATION																		TOTAL	
		L-17a		L-18a		L-18b		L-18c		PS-5a		PS-5b		L-20a		I-20b		IN	OUT		
FROM:	TO:	IN	OUT	IN	OUT	IN	OUT	IN	OUT	IN	OUT	IN	OUT	IN	OUT	IN	OUT	IN	OUT		
7:00 AM	8:00 AM	67		36		28		20		165		28		4		114				1158	2228
7:15 AM	8:15 AM	80		36		27		27		172		23		6		124				1224	2336
7:30 AM	8:30 AM	89		35		33		20		167		23		5		130				1182	2240
7:45 AM	8:45 AM	119		35		33		22		166		25		7		124				1162	2160
8:00 AM	9:00 AM	132		33		24		25		152		32		6		137				1154	2125
			in		in		in		in		in		in		in						

TOTAL PEAK HOUR TRAFFIC: 2336



STANFORD UNIVERSITY PARKING COUNTS

AM COUNT TIME

FROM: 7:00 AM
TO: 9:00 AM

DATE COUNTED

May 18, 2022

DAY OF THE WEEK

Wednesday

PEAK HOUR

FROM: 7:30 AM
TO: 8:30 AM

WEATHER

Cloudy

TIME		COUNT LOCATION																	
		Arb/CC		L-1a		L-1b		L-1c		L-2a		L-3b		PS-1a		PS-1b		L-9a	
FROM:	TO:	IN	OUT	IN	OUT	IN	OUT	IN	OUT	IN	OUT	IN	OUT	IN	OUT	IN	OUT	IN	OUT
7:00 AM	8:00 AM	13		175		80		6		189		25		74		54		0	
7:15 AM	8:15 AM	25		191		100		6		184		24		54		48		0	
7:30 AM	8:30 AM	37		192		109		6		187		19		44		40		0	
7:45 AM	8:45 AM	44		175		123		7		187		18		16		36		1	
8:00 AM	9:00 AM	53		151		151		7		179		15		10		47		2	
			out		out		out		out		out		out		in		in		in

TIME		COUNT LOCATION																		TOTAL	
		L-17a		L-18a		L-18b		L-18c		PS-5a		PS-5b		L-20a		I-20b		IN	OUT		
FROM:	TO:	IN	OUT	IN	OUT	IN	OUT	IN	OUT	IN	OUT	IN	OUT	IN	OUT	IN	OUT	IN	OUT		
7:00 AM	8:00 AM	76		37		20		27		154		30		4		105				1069	2049
7:15 AM	8:15 AM	83		35		19		23		152		27		4		114				1089	2070
7:30 AM	8:30 AM	98		35		23		23		149		29		4		121				1116	2097
7:45 AM	8:45 AM	118		34		24		22		146		29		5		131				1116	2070
8:00 AM	9:00 AM	128		28		28		20		146		28		9		129				1131	2081
			in		in		in		in		in		in		in						

TOTAL PEAK HOUR TRAFFIC: 2097



STANFORD UNIVERSITY PARKING COUNTS

AM COUNT TIME

FROM: 7:00 AM
TO: 9:00 AM

DATE COUNTED

May 19, 2022

DAY OF THE WEEK

Thursday

PEAK HOUR

FROM: 7:00 AM
TO: 8:00 AM

WEATHER

Cloudy

TIME		COUNT LOCATION																	
		Arb/CC		L-1a		L-1b		L-1c		L-2a		L-3b		PS-1a		PS-1b		L-9a	
FROM:	TO:	IN	OUT	IN	OUT	IN	OUT	IN	OUT	IN	OUT	IN	OUT	IN	OUT	IN	OUT	IN	OUT
7:00 AM	8:00 AM	9		194		75		9		188		19		57		60		3	
7:15 AM	8:15 AM	19		183		86		12		185		23		41		56		3	
7:30 AM	8:30 AM	31		160		96		9		186		22		27		59		3	
7:45 AM	8:45 AM	39		137		103		9		177		19		12		55		4	
8:00 AM	9:00 AM	43		104		139		8		156		15		10		56		3	
			out		out		out		out		out		out		in		in		in

TIME		COUNT LOCATION																		TOTAL	
		L-17a		L-18a		L-18b		L-18c		PS-5a		PS-5b		L-20a		I-20b		IN	OUT		
FROM:	TO:	IN	OUT	IN	OUT	IN	OUT	IN	OUT	IN	OUT	IN	OUT	IN	OUT	IN	OUT	IN	OUT		
7:00 AM	8:00 AM	73		57		20		14		154		32		4		116				1084	2086
7:15 AM	8:15 AM	80		48		16		22		144		26		4		118				1066	2033
7:30 AM	8:30 AM	94		46		15		26		136		28		4		109				1051	1977
7:45 AM	8:45 AM	112		33		10		29		140		24		5		113				1021	1891
8:00 AM	9:00 AM	119		22		17		34		130		27		3		125				1011	1860
			in		in		in		in		in		in		in						

TOTAL PEAK HOUR TRAFFIC: 2086



STANFORD UNIVERSITY PARKING COUNTS

AM COUNT TIME

FROM: 7:00 AM
TO: 9:00 AM

DATE COUNTED

May 20, 2022

DAY OF THE WEEK

Friday

PEAK HOUR

FROM: 7:15 AM
TO: 8:15 AM

WEATHER

Light Rain

TIME		COUNT LOCATION																	
		Arb/CC		L-1a		L-1b		L-1c		L-2a		L-3b		PS-1a		PS-1b		L-9a	
FROM:	TO:	IN	OUT	IN	OUT	IN	OUT	IN	OUT	IN	OUT	IN	OUT	IN	OUT	IN	OUT	IN	OUT
7:00 AM	8:00 AM	13		170		86		1		167		22		64		44		1	
7:15 AM	8:15 AM	18		180		82		2		169		19		49		41		1	
7:30 AM	8:30 AM	32		173		101		3		145		13		33		49		0	
7:45 AM	8:45 AM	39		137		118		3		144		12		13		43		0	
8:00 AM	9:00 AM	51		117		126		5		138		11		12		36		1	
			out		out		out		out		out		out		in		in		in

TIME		COUNT LOCATION																		TOTAL	
		L-17a		L-18a		L-18b		L-18c		PS-5a		PS-5b		L-20a		I-20b		IN	OUT		
FROM:	TO:	IN	OUT	IN	OUT	IN	OUT	IN	OUT	IN	OUT	IN	OUT	IN	OUT	IN	OUT	IN	OUT		
7:00 AM	8:00 AM	64		39		19		31		129		24		4		112				990	1903
7:15 AM	8:15 AM	80		37		18		37		133		26		5		109				1006	1914
7:30 AM	8:30 AM	104		24		23		34		122		20		3		112				991	1846
7:45 AM	8:45 AM	119		21		23		33		126		21		5		108				965	1772
8:00 AM	9:00 AM	137		22		24		34		114		23		6		117				974	1760
			in		in		in		in		in		in		in						

TOTAL PEAK HOUR TRAFFIC: 1914



STANFORD UNIVERSITY PARKING COUNTS

AM COUNT TIME

FROM: 4:00 PM
TO: 6:00 PM

DATE COUNTED

May 16, 2022

DAY OF THE WEEK

Monday

PEAK HOUR

FROM: 4:45 PM
TO: 5:45 PM

WEATHER

Partly Cloudy

TIME		COUNT LOCATION																	
		Arb/CC		L-1a		L-1b		L-1c		L-2a		L-3b		PS-1a		PS-1b		L-9a	
FROM:	TO:	IN	OUT	IN	OUT	IN	OUT	IN	OUT	IN	OUT	IN	OUT	IN	OUT	IN	OUT	IN	OUT
4:00 PM	5:00 PM		46		190		100		3		187		44		38		62		1
4:15 PM	5:15 PM		46		192		97		2		193		51		27		63		1
4:30 PM	5:30 PM		46		210		89		2		192		50		19		60		2
4:45 PM	5:45 PM		42		214		106		3		197		35		19		65		1
5:00 PM	6:00 PM		35		197		90		3		175		32		17		55		2
			out		out		out		out		out		out		in		in		in

TIME		COUNT LOCATION																		TOTAL	
		L-17a		L-18a		L-18b		L-18c		PS-5a		PS-5b		L-20a		I-20b		IN	OUT		
FROM:	TO:	IN	OUT	IN	OUT	IN	OUT	IN	OUT	IN	OUT	IN	OUT	IN	OUT	IN	OUT	IN	OUT		
4:00 PM	5:00 PM		69		23		17		52		131		14		4		157			1138	2276
4:15 PM	5:15 PM		84		25		15		55		149		16		8		183			1207	2414
4:30 PM	5:30 PM		99		22		5		52		180		17		10		198			1253	2506
4:45 PM	5:45 PM		102		16		2		59		193		17		12		190			1273	2546
5:00 PM	6:00 PM		110		19		1		61		185		16		17		178			1193	2386
			in		in		in		in		in		in		in						

TOTAL PEAK HOUR TRAFFIC: 2546



STANFORD UNIVERSITY PARKING COUNTS

AM COUNT TIME

FROM: 4:00 PM
TO: 6:00 PM

DATE COUNTED

May 17, 2022

DAY OF THE WEEK

Tuesday

PEAK HOUR

FROM: 4:30 PM
TO: 5:30 PM

WEATHER

Mostly Cloudy

TIME		COUNT LOCATION																	
		Arb/CC		L-1a		L-1b		L-1c		L-2a		L-3b		PS-1a		PS-1b		L-9a	
FROM:	TO:	IN	OUT	IN	OUT	IN	OUT	IN	OUT	IN	OUT	IN	OUT	IN	OUT	IN	OUT	IN	OUT
4:00 PM	5:00 PM		40		195		107		5		176		32		41		70		1
4:15 PM	5:15 PM		40		218		99		5		197		26		35		65		3
4:30 PM	5:30 PM		43		232		90		4		213		25		32		67		2
4:45 PM	5:45 PM		44		220		74		3		236		28		34		61		2
5:00 PM	6:00 PM		40		205		70		2		224		29		37		70		3
			out		out		out		out		out		out		in		in		in

TIME		COUNT LOCATION																		TOTAL	
		L-17a		L-18a		L-18b		L-18c		PS-5a		PS-5b		L-20a		I-20b		IN	OUT		
FROM:	TO:	IN	OUT	IN	OUT	IN	OUT	IN	OUT	IN	OUT	IN	OUT	IN	OUT	IN	OUT	IN	OUT		
4:00 PM	5:00 PM		101		11		14		64		159		18		11		163		1208	2416	
4:15 PM	5:15 PM		104		12		12		65		175		18		8		191		1273	2546	
4:30 PM	5:30 PM		108		13		10		61		207		21		8		221		1357	2714	
4:45 PM	5:45 PM		99		15		9		65		211		19		7		217		1344	2688	
5:00 PM	6:00 PM		92		25		6		63		197		17		11		209		1300	2600	
			in		in		in		in		in		in		in		in				

TOTAL PEAK HOUR TRAFFIC: 2714



STANFORD UNIVERSITY PARKING COUNTS

AM COUNT TIME

FROM: 4:00 PM
TO: 6:00 PM

DATE COUNTED

May 18, 2022

DAY OF THE WEEK

Wednesday

PEAK HOUR

FROM: 4:30 PM
TO: 5:30 PM

WEATHER

#N/A

TIME		COUNT LOCATION																	
		Arb/CC		L-1a		L-1b		L-1c		L-2a		L-3b		PS-1a		PS-1b		L-9a	
FROM:	TO:	IN	OUT	IN	OUT	IN	OUT	IN	OUT	IN	OUT	IN	OUT	IN	OUT	IN	OUT	IN	OUT
4:00 PM	5:00 PM		45		168		146		5		179		17		42		69		3
4:15 PM	5:15 PM		41		200		148		3		188		19		37		73		3
4:30 PM	5:30 PM		44		216		138		3		206		29		27		57		2
4:45 PM	5:45 PM		42		209		123		2		199		34		24		53		2
5:00 PM	6:00 PM		40		213		125		1		203		36		21		48		1
			out		out		out		out		out		out		in		in		in

TIME		COUNT LOCATION																		TOTAL	
		L-17a		L-18a		L-18b		L-18c		PS-5a		PS-5b		L-20a		I-20b		IN	OUT		
FROM:	TO:	IN	OUT	IN	OUT	IN	OUT	IN	OUT	IN	OUT	IN	OUT	IN	OUT	IN	OUT	IN	OUT		
4:00 PM	5:00 PM		91		18		16		58		151		20		1		159			1188	2376
4:15 PM	5:15 PM		99		10		12		52		168		18		4		158			1233	2466
4:30 PM	5:30 PM		109		9		11		46		181		18		6		182			1284	2568
4:45 PM	5:45 PM		106		10		10		44		192		21		9		179			1259	2518
5:00 PM	6:00 PM		95		10		8		52		186		18		9		172			1238	2476
			in		in		in		in		in		in		in						

TOTAL PEAK HOUR TRAFFIC: 2568



STANFORD UNIVERSITY PARKING COUNTS

AM COUNT TIME

FROM: 4:00 PM
TO: 6:00 PM

DATE COUNTED

May 19, 2022

DAY OF THE WEEK

Thursday

PEAK HOUR

FROM: 4:45 PM
TO: 5:45 PM

WEATHER

#N/A

TIME		COUNT LOCATION																	
		Arb/CC		L-1a		L-1b		L-1c		L-2a		L-3b		PS-1a		PS-1b		L-9a	
FROM:	TO:	IN	OUT	IN	OUT	IN	OUT	IN	OUT	IN	OUT	IN	OUT	IN	OUT	IN	OUT	IN	OUT
4:00 PM	5:00 PM		38		153		100		2		170		35		53		59		2
4:15 PM	5:15 PM		34		159		109		1		191		26		40		56		2
4:30 PM	5:30 PM		42		157		115		2		204		30		32		58		1
4:45 PM	5:45 PM		42		170		109		3		209		33		25		63		1
5:00 PM	6:00 PM		37		176		108		3		190		33		23		66		1
			out		out		out		out		out		out		in		in		in

TIME		COUNT LOCATION																		TOTAL	
		L-17a		L-18a		L-18b		L-18c		PS-5a		PS-5b		L-20a		I-20b		IN	OUT		
FROM:	TO:	IN	OUT	IN	OUT	IN	OUT	IN	OUT	IN	OUT	IN	OUT	IN	OUT	IN	OUT	IN	OUT		
4:00 PM	5:00 PM		84		10		10		56		137		19		10		151			1089	2178
4:15 PM	5:15 PM		95		11		6		65		155		19		9		170			1148	2296
4:30 PM	5:30 PM		92		10		4		63		177		19		14		189			1209	2418
4:45 PM	5:45 PM		107		15		5		67		185		18		13		185			1250	2500
5:00 PM	6:00 PM		98		15		10		57		176		15		9		161			1178	2356
			in		in		in		in		in		in		in		in				

TOTAL PEAK HOUR TRAFFIC: 2500



STANFORD UNIVERSITY PARKING COUNTS

AM COUNT TIME

FROM: 4:00 PM
TO: 6:00 PM

DATE COUNTED

May 20, 2022

DAY OF THE WEEK

Friday

PEAK HOUR

FROM: 4:30 PM
TO: 5:30 PM

WEATHER

#N/A

TIME		COUNT LOCATION																	
		Arb/CC		L-1a		L-1b		L-1c		L-2a		L-3b		PS-1a		PS-1b		L-9a	
FROM:	TO:	IN	OUT	IN	OUT	IN	OUT	IN	OUT	IN	OUT	IN	OUT	IN	OUT	IN	OUT	IN	OUT
4:00 PM	5:00 PM		49		152		114		3		175		32		31		48		2
4:15 PM	5:15 PM		55		159		109		6		175		31		21		50		3
4:30 PM	5:30 PM		53		181		102		6		181		30		17		52		3
4:45 PM	5:45 PM		47		176		85		3		182		31		14		47		2
5:00 PM	6:00 PM		39		169		85		3		176		31		19		47		2
			out		out		out		out		out		out		in		in		in

TIME		COUNT LOCATION																		TOTAL	
		L-17a		L-18a		L-18b		L-18c		PS-5a		PS-5b		L-20a		I-20b		IN	OUT		
FROM:	TO:	IN	OUT	IN	OUT	IN	OUT	IN	OUT	IN	OUT	IN	OUT	IN	OUT	IN	OUT	IN	OUT		
4:00 PM	5:00 PM		73		20		9		69		121		15		2		135			1050	2100
4:15 PM	5:15 PM		78		26		8		58		129		17		7		144			1076	2152
4:30 PM	5:30 PM		84		23		6		59		141		16		9		146			1109	2218
4:45 PM	5:45 PM		81		26		10		49		146		21		8		158			1086	2172
5:00 PM	6:00 PM		95		19		13		40		134		21		10		139			1042	2084
			in		in		in		in		in		in		in		in				

TOTAL PEAK HOUR TRAFFIC: 2218



STANFORD UNIVERSITY PARKING COUNTS

<u>AM COUNT TIME</u>	<u>DATE COUNTED</u>	<u>DAY OF THE WEEK</u>	<u>PEAK HOUR</u>	<u>WEATHER</u>
FROM: 7:00 AM	October 5, 2022	Monday	FROM: 7:30 AM	Mostly Cloudy
TO: 9:00 AM			TO: 8:30 AM	

TIME		COUNT LOCATION																	
		Arb/CC		L-1a		L-1b		L-1c		L-2a		L-3b		PS-1a		PS-1b		L-9a	
FROM:	TO:	IN	OUT	IN	OUT	IN	OUT	IN	OUT	IN	OUT	IN	OUT	IN	OUT	IN	OUT	IN	OUT
7:00 AM	8:00 AM	15		168		112		5		196		18		54		68		4	
7:15 AM	8:15 AM	24		182		108		8		206		15		59		70		2	
7:30 AM	8:30 AM	30		161		122		8		202		19		67		70		1	
7:45 AM	8:45 AM	47		159		119		8		194		17		70		61		1	
8:00 AM	9:00 AM	56		124		133		10		206		17		69		56		1	
			out		out		out		out		out		out		in		in		in

TIME		COUNT LOCATION																		TOTAL	
		L-17a		L-18a		L-18b		L-18c		PS-5a		PS-5b		L-20a		I-20b		IN	OUT		
FROM:	TO:	IN	OUT	IN	OUT	IN	OUT	IN	OUT	IN	OUT	IN	OUT	IN	OUT	IN	OUT	IN	OUT	IN	OUT
7:00 AM	8:00 AM	71		35		33		23		194		22		2		138				1158	2230
7:15 AM	8:15 AM	84		33		35		27		188		28		3		136				1208	2308
7:30 AM	8:30 AM	102		30		36		28		186		36		7		150				1255	2378
7:45 AM	8:45 AM	120		26		34		32		167		36		9		143				1243	2319
8:00 AM	9:00 AM	129		28		26		37		144		33		10		126				1205	2225
			in		in		in		in		in		in		in						

TOTAL PEAK HOUR TRAFFIC: 2378



STANFORD UNIVERSITY PARKING COUNTS

<u>AM COUNT TIME</u>	<u>DATE COUNTED</u>	<u>DAY OF THE WEEK</u>	<u>PEAK HOUR</u>	<u>WEATHER</u>
FROM: 7:00 AM	October 6, 2022	Tuesday	FROM: 7:45 AM	Mostly Cloudy
TO: 9:00 AM			TO: 8:45 AM	

TIME		COUNT LOCATION																	
		Arb/CC		L-1a		L-1b		L-1c		L-2a		L-3b		PS-1a		PS-1b		L-9a	
FROM:	TO:	IN	OUT	IN	OUT	IN	OUT	IN	OUT	IN	OUT	IN	OUT	IN	OUT	IN	OUT	IN	OUT
7:00 AM	8:00 AM	18		138		98		9		184		32		59		50		3	
7:15 AM	8:15 AM	24		156		105		9		214		22		77		50		4	
7:30 AM	8:30 AM	33		143		130		10		228		26		85		60		3	
7:45 AM	8:45 AM	46		133		133		9		239		22		81		57		4	
8:00 AM	9:00 AM	55		114		130		6		254		21		78		57		5	
			out		out		out		out		out		out		in		in		in

TIME		COUNT LOCATION																		TOTAL	
		L-17a		L-18a		L-18b		L-18c		PS-5a		PS-5b		L-20a		I-20b		IN	OUT		
FROM:	TO:	IN	OUT	IN	OUT	IN	OUT	IN	OUT	IN	OUT	IN	OUT	IN	OUT	IN	OUT	IN	OUT	IN	OUT
7:00 AM	8:00 AM	59		37		39		27		162		32		1		122				1070	2063
7:15 AM	8:15 AM	73		36		37		25		173		30		2		139				1176	2255
7:30 AM	8:30 AM	92		28		36		32		168		38		2		139				1253	2381
7:45 AM	8:45 AM	118		25		33		40		154		33		2		145				1274	2384
8:00 AM	9:00 AM	130		22		23		46		142		34		3		153				1273	2361
			in		in		in		in		in		in		in						

TOTAL PEAK HOUR TRAFFIC: 2384



STANFORD UNIVERSITY PARKING COUNTS

AM COUNT TIME

FROM: 7:00 AM
TO: 9:00 AM

DATE COUNTED

October 7, 2022

DAY OF THE WEEK

Wednesday

PEAK HOUR

FROM: 7:45 AM
TO: 8:45 AM

WEATHER

Mostly Cloudy

TIME		COUNT LOCATION																	
		Arb/CC		L-1a		L-1b		L-1c		L-2a		L-3b		PS-1a		PS-1b		L-9a	
FROM:	TO:	IN	OUT	IN	OUT	IN	OUT	IN	OUT	IN	OUT	IN	OUT	IN	OUT	IN	OUT	IN	OUT
7:00 AM	8:00 AM	10		146		84		9		182		26		39		56		4	
7:15 AM	8:15 AM	16		146		85		9		181		22		54		59		3	
7:30 AM	8:30 AM	27		147		98		13		185		21		54		58		3	
7:45 AM	8:45 AM	46		145		112		9		179		21		58		71		4	
8:00 AM	9:00 AM	59		112		122		7		173		16		63		75		1	
			out		out		out		out		out		out		in		in		in

TIME		COUNT LOCATION																		TOTAL	
		L-17a		L-18a		L-18b		L-18c		PS-5a		PS-5b		L-20a		I-20b		IN	OUT		
FROM:	TO:	IN	OUT	IN	OUT	IN	OUT	IN	OUT	IN	OUT	IN	OUT	IN	OUT	IN	OUT	IN	OUT		
7:00 AM	8:00 AM	53		26		19		35		147		21		2		115				974	1885
7:15 AM	8:15 AM	70		28		17		32		151		28		3		122				1026	1966
7:30 AM	8:30 AM	90		29		18		30		135		33		3		124				1068	2019
7:45 AM	8:45 AM	116		22		21		36		137		37		2		132				1148	2134
8:00 AM	9:00 AM	126		19		24		30		144		37		3		125				1136	2087
			in		in		in		in		in		in		in						

TOTAL PEAK HOUR TRAFFIC: 2134



STANFORD UNIVERSITY PARKING COUNTS

AM COUNT TIME

FROM: 7:00 AM
TO: 9:00 AM

DATE COUNTED

October 8, 2022

DAY OF THE WEEK

Thursday

PEAK HOUR

FROM: 7:00 AM
TO: 8:00 AM

WEATHER

Mostly Cloudy

TIME		COUNT LOCATION																	
		Arb/CC		L-1a		L-1b		L-1c		L-2a		L-3b		PS-1a		PS-1b		L-9a	
FROM:	TO:	IN	OUT	IN	OUT	IN	OUT	IN	OUT	IN	OUT	IN	OUT	IN	OUT	IN	OUT	IN	OUT
7:00 AM	8:00 AM	2		2		15		0		22		24		22		17		3	
7:15 AM	8:15 AM	4		3		10		0		25		19		19		18		1	
7:30 AM	8:30 AM	5		4		13		1		27		17		16		15		0	
7:45 AM	8:45 AM	5		3		18		2		32		23		13		14		0	
8:00 AM	9:00 AM	3		4		21		2		31		22		12		11		0	
			out		out		out		out		out		out		in		in		in

TIME		COUNT LOCATION																		TOTAL	
		L-17a		L-18a		L-18b		L-18c		PS-5a		PS-5b		L-20a		I-20b		IN	OUT		
FROM:	TO:	IN	OUT	IN	OUT	IN	OUT	IN	OUT	IN	OUT	IN	OUT	IN	OUT	IN	OUT	IN	OUT		
7:00 AM	8:00 AM	4		3		5		11		6		1		1		6				144	282
7:15 AM	8:15 AM	4		4		5		13		5		0		1		6				137	266
7:30 AM	8:30 AM	1		4		5		13		5		1		0		5				132	258
7:45 AM	8:45 AM	0		3		5		4		6		1		0		6				135	265
8:00 AM	9:00 AM	0		3		3		6		6		1		0		4				129	255
			in		in		in		in		in		in		in						

TOTAL PEAK HOUR TRAFFIC: 282



STANFORD UNIVERSITY PARKING COUNTS

AM COUNT TIME

FROM: 7:00 AM
TO: 9:00 AM

DATE COUNTED

October 9, 2022

DAY OF THE WEEK

Friday

PEAK HOUR

FROM: 7:00 AM
TO: 8:00 AM

WEATHER

Mostly Cloudy

TIME		COUNT LOCATION																	
		Arb/CC		L-1a		L-1b		L-1c		L-2a		L-3b		PS-1a		PS-1b		L-9a	
FROM:	TO:	IN	OUT	IN	OUT	IN	OUT	IN	OUT	IN	OUT	IN	OUT	IN	OUT	IN	OUT	IN	OUT
7:00 AM	8:00 AM	1		5		7		0		33		31		12		13		1	
7:15 AM	8:15 AM	3		4		9		0		35		30		10		8		1	
7:30 AM	8:30 AM	6		5		9		0		30		28		7		10		1	
7:45 AM	8:45 AM	7		3		10		0		24		23		10		7		1	
8:00 AM	9:00 AM	6		2		11		0		14		14		11		12		1	
			out		out		out		out		out		out		in		in		in

TIME		COUNT LOCATION																		TOTAL	
		L-17a		L-18a		L-18b		L-18c		PS-5a		PS-5b		L-20a		I-20b		IN	OUT		
FROM:	TO:	IN	OUT	IN	OUT	IN	OUT	IN	OUT	IN	OUT	IN	OUT	IN	OUT	IN	OUT	IN	OUT		
7:00 AM	8:00 AM	3		3		2		4		4		2		0		5				126	248
7:15 AM	8:15 AM	4		3		1		4		4		1		0		3				120	233
7:30 AM	8:30 AM	3		3		1		4		3		1		1		1				113	217
7:45 AM	8:45 AM	3		2		0		3		2		0		1		1				97	184
8:00 AM	9:00 AM	1		1		5		5		1		0		1		2				87	167
			in		in		in		in		in		in		in						

TOTAL PEAK HOUR TRAFFIC: 248



STANFORD UNIVERSITY PARKING COUNTS

AM COUNT TIME

FROM: 4:00 PM
TO: 6:00 PM

DATE COUNTED

October 5, 2022

DAY OF THE WEEK

Monday

PEAK HOUR

FROM: 4:45 PM
TO: 5:45 PM

WEATHER

Mostly Cloudy

TIME		COUNT LOCATION																	
		Arb/CC		L-1a		L-1b		L-1c		L-2a		L-3b		PS-1a		PS-1b		L-9a	
FROM:	TO:	IN	OUT	IN	OUT	IN	OUT	IN	OUT	IN	OUT	IN	OUT	IN	OUT	IN	OUT	IN	OUT
4:00 PM	5:00 PM		30		152		108		7		200		16		68		40		2
4:15 PM	5:15 PM		27		179		98		4		194		18		67		47		2
4:30 PM	5:30 PM		31		172		98		5		200		22		70		54		2
4:45 PM	5:45 PM		31		169		98		8		209		26		78		64		
5:00 PM	6:00 PM		25		169		94		8		195		25		80		66		1
		out		out		out		out		out		out		in		in		in	

TIME		COUNT LOCATION																		TOTAL	
		L-17a		L-18a		L-18b		L-18c		PS-5a		PS-5b		L-20a		I-20b		IN	OUT		
FROM:	TO:	IN	OUT	IN	OUT	IN	OUT	IN	OUT	IN	OUT	IN	OUT	IN	OUT	IN	OUT	IN	OUT		
4:00 PM	5:00 PM		86		17		20		54		137		17		13		163		1130	2260	
4:15 PM	5:15 PM		102		19		16		55		145		16		14		180		1183	2366	
4:30 PM	5:30 PM		106		24		17		65		168		16		14		187		1251	2502	
4:45 PM	5:45 PM		107		27		18		61		177		13		13		197		1296	2592	
5:00 PM	6:00 PM		107		32		17		70		177		15		10		201		1292	2584	
		in		in		in		in		in		in		in		in					

TOTAL PEAK HOUR TRAFFIC: 2592



STANFORD UNIVERSITY PARKING COUNTS

AM COUNT TIME

FROM: 4:00 PM
TO: 6:00 PM

DATE COUNTED

October 6, 2022

DAY OF THE WEEK

Tuesday

PEAK HOUR

FROM: 4:30 PM
TO: 5:30 PM

WEATHER

Mostly Cloudy

TIME		COUNT LOCATION																	
		Arb/CC		L-1a		L-1b		L-1c		L-2a		L-3b		PS-1a		PS-1b		L-9a	
FROM:	TO:	IN	OUT	IN	OUT	IN	OUT	IN	OUT	IN	OUT	IN	OUT	IN	OUT	IN	OUT	IN	OUT
4:00 PM	5:00 PM		41		153		93		6		194		25		59		61		4
4:15 PM	5:15 PM		37		162		89		5		205		35		61		67		3
4:30 PM	5:30 PM		39		166		80		4		215		33		80		70		2
4:45 PM	5:45 PM		34		172		73		2		225		28		88		70		1
5:00 PM	6:00 PM		24		171		73				233		35		77		68		1
		out		out		out		out		out		out		in		in		in	

TIME		COUNT LOCATION																		TOTAL	
		L-17a		L-18a		L-18b		L-18c		PS-5a		PS-5b		L-20a		I-20b		IN	OUT		
FROM:	TO:	IN	OUT	IN	OUT	IN	OUT	IN	OUT	IN	OUT	IN	OUT	IN	OUT	IN	OUT	IN	OUT		
4:00 PM	5:00 PM		88		20		15		62		140		15		6		181		1163	2326	
4:15 PM	5:15 PM		93		16		16		65		156		19		8		193		1230	2460	
4:30 PM	5:30 PM		108		14		18		73		171		18		11		202		1304	2608	
4:45 PM	5:45 PM		110		14		20		73		161		21		12		182		1286	2572	
5:00 PM	6:00 PM		106		20		18		76		149		21		7		181		1260	2520	
		in		in		in		in		in		in		in							

TOTAL PEAK HOUR TRAFFIC: 2608



STANFORD UNIVERSITY PARKING COUNTS

AM COUNT TIME

FROM: 4:00 PM
TO: 6:00 PM

DATE COUNTED

October 7, 2022

DAY OF THE WEEK

Wednesday

PEAK HOUR

FROM: 5:00 PM
TO: 6:00 PM

WEATHER

#N/A

TIME		COUNT LOCATION																	
		Arb/CC		L-1a		L-1b		L-1c		L-2a		L-3b		PS-1a		PS-1b		L-9a	
FROM:	TO:	IN	OUT	IN	OUT	IN	OUT	IN	OUT	IN	OUT	IN	OUT	IN	OUT	IN	OUT	IN	OUT
4:00 PM	5:00 PM		32		149		106		3		172		39		59		55		1
4:15 PM	5:15 PM		38		154		106		4		184		42		60		61		1
4:30 PM	5:30 PM		38		165		94		5		183		34		66		69		1
4:45 PM	5:45 PM		33		159		87		3		186		28		73		65		1
5:00 PM	6:00 PM		32		156		90		4		168		28		70		71		1
		out		out		out		out		out		out		in		in		in	

TIME		COUNT LOCATION																		TOTAL	
		L-17a		L-18a		L-18b		L-18c		PS-5a		PS-5b		L-20a		I-20b		IN	OUT		
FROM:	TO:	IN	OUT	IN	OUT	IN	OUT	IN	OUT	IN	OUT	IN	OUT	IN	OUT	IN	OUT	IN	OUT		
4:00 PM	5:00 PM		67		13		9		57		119		13		3		133		1030	2060	
4:15 PM	5:15 PM		77		15		7		72		135		8		2		146		1112	2224	
4:30 PM	5:30 PM		100		20		9		73		153		10		2		150		1172	2344	
4:45 PM	5:45 PM		107		27		11		85		151		17		3		147		1183	2366	
5:00 PM	6:00 PM		103		29		10		76		169		20		5		161		1193	2386	
		in		in		in		in		in		in		in		in					

TOTAL PEAK HOUR TRAFFIC: 2386



STANFORD UNIVERSITY PARKING COUNTS

AM COUNT TIME

FROM: 4:00 PM
TO: 6:00 PM

DATE COUNTED

October 8, 2022

DAY OF THE WEEK

Thursday

PEAK HOUR

FROM: 4:00 PM
TO: 5:00 PM

WEATHER

#N/A

TIME		COUNT LOCATION																	
		Arb/CC		L-1a		L-1b		L-1c		L-2a		L-3b		PS-1a		PS-1b		L-9a	
FROM:	TO:	IN	OUT	IN	OUT	IN	OUT	IN	OUT	IN	OUT	IN	OUT	IN	OUT	IN	OUT	IN	OUT
4:00 PM	5:00 PM		1		10		21				21		68		19		22		1
4:15 PM	5:15 PM		1		9		24				26		46		19		27		3
4:30 PM	5:30 PM		2		10		20				24		41		18		27		2
4:45 PM	5:45 PM		2		13		11		1		26		38		19		26		2
5:00 PM	6:00 PM		2		11		12		1		22		30		21		24		2
		out		out		out		out		out		out		in		in		in	

TIME		COUNT LOCATION																		TOTAL	
		L-17a		L-18a		L-18b		L-18c		PS-5a		PS-5b		L-20a		I-20b		IN	OUT		
FROM:	TO:	IN	OUT	IN	OUT	IN	OUT	IN	OUT	IN	OUT	IN	OUT	IN	OUT	IN	OUT	IN	OUT		
4:00 PM	5:00 PM		4		2		5		12		5		3		0		10		204	408	
4:15 PM	5:15 PM		1		3		4		11		10		2		0		10		196	392	
4:30 PM	5:30 PM		4		3		3		9		9		2		1		13		188	376	
4:45 PM	5:45 PM		4		3		2		19		9		2		1		12		190	380	
5:00 PM	6:00 PM		5		3		2		22		9				1		8		175	350	
		in		in		in		in		in		in		in		in					

TOTAL PEAK HOUR TRAFFIC: 408



STANFORD UNIVERSITY PARKING COUNTS

AM COUNT TIME

FROM: 4:00 PM
TO: 6:00 PM

DATE COUNTED

October 9, 2022

DAY OF THE WEEK

Friday

PEAK HOUR

FROM: 4:00 PM
TO: 5:00 PM

WEATHER

#N/A

TIME		COUNT LOCATION																	
		Arb/CC		L-1a		L-1b		L-1c		L-2a		L-3b		PS-1a		PS-1b		L-9a	
FROM:	TO:	IN	OUT	IN	OUT	IN	OUT	IN	OUT	IN	OUT	IN	OUT	IN	OUT	IN	OUT	IN	OUT
4:00 PM	5:00 PM		3		17		13				17		20		16		20		1
4:15 PM	5:15 PM		4		10		13				20		13		10		19		1
4:30 PM	5:30 PM		3		5		13				15		17		11		16		1
4:45 PM	5:45 PM		5		4		9				15		21		16		13		1
5:00 PM	6:00 PM		3		2		10				19		24		16		17		
		out		out		out		out		out		out		in		in		in	

TIME		COUNT LOCATION																		TOTAL	
		L-17a		L-18a		L-18b		L-18c		PS-5a		PS-5b		L-20a		I-20b		IN	OUT		
FROM:	TO:	IN	OUT	IN	OUT	IN	OUT	IN	OUT	IN	OUT	IN	OUT	IN	OUT	IN	OUT	IN	OUT		
4:00 PM	5:00 PM		3		2		5		14		4		2		0		6		143	286	
4:15 PM	5:15 PM		3		2		5		12		4		4		0		8		128	256	
4:30 PM	5:30 PM		3		1		4		14		5		3		1		9		121	242	
4:45 PM	5:45 PM		2		1		3		14		5		3		1		6		119	238	
5:00 PM	6:00 PM		4		1		3		11		4		3		1		8		126	252	
		in		in		in		in		in		in		in							

TOTAL PEAK HOUR TRAFFIC: 286



STANFORD UNIVERSITY PARKING COUNTS

<u>AM COUNT TIME</u>	<u>DATE COUNTED</u>	<u>DAY OF THE WEEK</u>	<u>PEAK HOUR</u>	<u>WEATHER</u>
FROM: 7:00 AM	October 10, 2022	Monday	FROM: 7:15 AM	Mostly Cloudy
TO: 9:00 AM			TO: 8:15 AM	

TIME		COUNT LOCATION																	
		Arb/CC		L-1a		L-1b		L-1c		L-2a		L-3b		PS-1a		PS-1b		L-9a	
FROM:	TO:	IN	OUT	IN	OUT	IN	OUT	IN	OUT	IN	OUT	IN	OUT	IN	OUT	IN	OUT	IN	OUT
7:00 AM	8:00 AM	14		182		85		10		218		22		64		62		2	
7:15 AM	8:15 AM	18		183		105		9		222		25		68		72		1	
7:30 AM	8:30 AM	23		164		114		9		216		18		63		73		2	
7:45 AM	8:45 AM	40		147		148		7		202		13		59		73		3	
8:00 AM	9:00 AM	45		111		164		5		177		12		52		67		2	
			out		out		out		out		out		out		in		in		in

TIME		COUNT LOCATION																		TOTAL	
		L-17a		L-18a		L-18b		L-18c		PS-5a		PS-5b		L-20a		I-20b		IN	OUT		
FROM:	TO:	IN	OUT	IN	OUT	IN	OUT	IN	OUT	IN	OUT	IN	OUT	IN	OUT	IN	OUT	IN	OUT	IN	OUT
7:00 AM	8:00 AM	75		33		22		20		184		25		3		122				1143	2197
7:15 AM	8:15 AM	87		28		31		25		183		30		4		131				1222	2339
7:30 AM	8:30 AM	104		27		30		30		166		28		5		132				1204	2281
7:45 AM	8:45 AM	120		27		29		33		150		23		5		133				1212	2264
8:00 AM	9:00 AM	114		19		31		28		129		25		7		131				1119	2079
			in		in		in		in		in		in		in						

TOTAL PEAK HOUR TRAFFIC: 2339



STANFORD UNIVERSITY PARKING COUNTS

<u>AM COUNT TIME</u>	<u>DATE COUNTED</u>	<u>DAY OF THE WEEK</u>	<u>PEAK HOUR</u>	<u>WEATHER</u>
FROM: 7:00 AM	October 11, 2022	Tuesday	FROM: 7:15 AM	Mostly Cloudy
TO: 9:00 AM			TO: 8:15 AM	

TIME		COUNT LOCATION																	
		Arb/CC		L-1a		L-1b		L-1c		L-2a		L-3b		PS-1a		PS-1b		L-9a	
FROM:	TO:	IN	OUT	IN	OUT	IN	OUT	IN	OUT	IN	OUT	IN	OUT	IN	OUT	IN	OUT	IN	OUT
7:00 AM	8:00 AM	14		172		83		11		243		13		68		53		1	
7:15 AM	8:15 AM	21		179		92		9		240		18		68		58		1	
7:30 AM	8:30 AM	26		167		92		9		229		18		68		55		2	
7:45 AM	8:45 AM	38		152		112		5		233		19		70		62		6	
8:00 AM	9:00 AM	52		127		112		2		213		22		67		64		6	
			out		out		out		out		out		out		in		in		in

TIME		COUNT LOCATION																		TOTAL	
		L-17a		L-18a		L-18b		L-18c		PS-5a		PS-5b		L-20a		I-20b		IN	OUT		
FROM:	TO:	IN	OUT	IN	OUT	IN	OUT	IN	OUT	IN	OUT	IN	OUT	IN	OUT	IN	OUT	IN	OUT	IN	OUT
7:00 AM	8:00 AM	62		33		24		23		192		33		2		142				1169	2262
7:15 AM	8:15 AM	81		31		21		25		198		30		6		146				1224	2346
7:30 AM	8:30 AM	93		29		25		23		183		28		8		137				1192	2265
7:45 AM	8:45 AM	108		24		22		24		175		21		9		134				1214	2282
8:00 AM	9:00 AM	126		16		21		36		152		26		9		138				1189	2200
			in		in		in		in		in		in		in						

TOTAL PEAK HOUR TRAFFIC: 2346



STANFORD UNIVERSITY PARKING COUNTS

<u>AM COUNT TIME</u>	<u>DATE COUNTED</u>	<u>DAY OF THE WEEK</u>	<u>PEAK HOUR</u>	<u>WEATHER</u>
FROM: 7:00 AM	October 12, 2022	Wednesday	FROM: 7:45 AM	Mostly Cloudy
TO: 9:00 AM			TO: 8:45 AM	

TIME		COUNT LOCATION																	
		Arb/CC		L-1a		L-1b		L-1c		L-2a		L-3b		PS-1a		PS-1b		L-9a	
FROM:	TO:	IN	OUT	IN	OUT	IN	OUT	IN	OUT	IN	OUT	IN	OUT	IN	OUT	IN	OUT	IN	OUT
7:00 AM	8:00 AM	14		163		86		10		237		27		64		51		3	
7:15 AM	8:15 AM	19		171		92		6		227		20		58		61		2	
7:30 AM	8:30 AM	32		179		96		6		218		22		46		66		2	
7:45 AM	8:45 AM	44		165		112		4		238		22		55		63		3	
8:00 AM	9:00 AM	52		148		127		4		226		18		44		64		3	
			out		out		out		out		out		out		in		in		in

TIME		COUNT LOCATION																		TOTAL	
		L-17a		L-18a		L-18b		L-18c		PS-5a		PS-5b		L-20a		I-20b		IN	OUT		
FROM:	TO:	IN	OUT	IN	OUT	IN	OUT	IN	OUT	IN	OUT	IN	OUT	IN	OUT	IN	OUT	IN	OUT		
7:00 AM	8:00 AM	57		36		27		21		165		35		8		141				1145	2219
7:15 AM	8:15 AM	71		31		25		24		169		34		10		135				1155	2220
7:30 AM	8:30 AM	81		29		31		29		154		34		8		122				1155	2197
7:45 AM	8:45 AM	96		32		33		33		147		35		8		127				1217	2294
8:00 AM	9:00 AM	113		18		28		44		130		32		5		132				1188	2211
			in		in		in		in		in		in		in						

TOTAL PEAK HOUR TRAFFIC: 2294



STANFORD UNIVERSITY PARKING COUNTS

AM COUNT TIME

FROM: 7:00 AM
TO: 9:00 AM

DATE COUNTED

October 13, 2022

DAY OF THE WEEK

Thursday

PEAK HOUR

FROM: 7:15 AM
TO: 8:15 AM

WEATHER

Mostly Cloudy

TIME		COUNT LOCATION																	
		Arb/CC		L-1a		L-1b		L-1c		L-2a		L-3b		PS-1a		PS-1b		L-9a	
FROM:	TO:	IN	OUT	IN	OUT	IN	OUT	IN	OUT	IN	OUT	IN	OUT	IN	OUT	IN	OUT	IN	OUT
7:00 AM	8:00 AM	18		171		100		9		216		20		56		60		2	
7:15 AM	8:15 AM	24		171		109		8		216		18		67		66		1	
7:30 AM	8:30 AM	36		150		110		5		189		18		63		64		2	
7:45 AM	8:45 AM	48		140		119		4		196		17		60		66		5	
8:00 AM	9:00 AM	57		114		119		2		193		12		54		56		4	
			out		out		out		out		out		out		in		in		in

TIME		COUNT LOCATION																		TOTAL	
		L-17a		L-18a		L-18b		L-18c		PS-5a		PS-5b		L-20a		I-20b		IN	OUT		
FROM:	TO:	IN	OUT	IN	OUT	IN	OUT	IN	OUT	IN	OUT	IN	OUT	IN	OUT	IN	OUT	IN	OUT	IN	OUT
7:00 AM	8:00 AM	57		31		24		28		179		27		2		122				1122	2169
7:15 AM	8:15 AM	69		23		26		30		171		28		2		141				1170	2247
7:30 AM	8:30 AM	101		24		27		34		158		22		3		142				1148	2159
7:45 AM	8:45 AM	119		22		24		39		158		21		4		137				1179	2191
8:00 AM	9:00 AM	137		19		30		47		138		23		5		140				1150	2106
			in		in		in		in		in		in		in						

TOTAL PEAK HOUR TRAFFIC: 2247



STANFORD UNIVERSITY PARKING COUNTS

<u>AM COUNT TIME</u>	<u>DATE COUNTED</u>	<u>DAY OF THE WEEK</u>	<u>PEAK HOUR</u>	<u>WEATHER</u>
FROM: 7:00 AM	October 14, 2022	Friday	FROM: 7:15 AM	Mostly Cloudy
TO: 9:00 AM			TO: 8:15 AM	

TIME		COUNT LOCATION																	
		Arb/CC		L-1a		L-1b		L-1c		L-2a		L-3b		PS-1a		PS-1b		L-9a	
FROM:	TO:	IN	OUT	IN	OUT	IN	OUT	IN	OUT	IN	OUT	IN	OUT	IN	OUT	IN	OUT	IN	OUT
7:00 AM	8:00 AM	14		158		81		10		224		27		51		58		2	
7:15 AM	8:15 AM	25		166		83		12		216		24		50		64		3	
7:30 AM	8:30 AM	27		147		90		9		198		18		48		59		4	
7:45 AM	8:45 AM	48		142		101		6		200		15		53		58		5	
8:00 AM	9:00 AM	58		112		104		5		184		12		55		58		4	
			out		out		out		out		out		out		in		in		in

TIME		COUNT LOCATION																		TOTAL	
		L-17a		L-18a		L-18b		L-18c		PS-5a		PS-5b		L-20a		I-20b		IN	OUT		
FROM:	TO:	IN	OUT	IN	OUT	IN	OUT	IN	OUT	IN	OUT	IN	OUT	IN	OUT	IN	OUT	IN	OUT	IN	OUT
7:00 AM	8:00 AM	60		26		22		24		162		31		5		119				1074	2074
7:15 AM	8:15 AM	85		22		24		24		154		31		6		131				1120	2130
7:30 AM	8:30 AM	100		24		30		31		150		32		7		133				1107	2087
7:45 AM	8:45 AM	121		20		30		39		137		28		5		123				1131	2093
8:00 AM	9:00 AM	138		23		33		41		134		23		6		127				1117	2038
			in		in		in		in		in		in		in						

TOTAL PEAK HOUR TRAFFIC: 2130



STANFORD UNIVERSITY PARKING COUNTS

AM COUNT TIME

FROM: 4:00 PM
TO: 6:00 PM

DATE COUNTED

October 10, 2022

DAY OF THE WEEK

Monday

PEAK HOUR

FROM: 4:45 PM
TO: 5:45 PM

WEATHER

Mostly Cloudy

TIME		COUNT LOCATION																	
		Arb/CC		L-1a		L-1b		L-1c		L-2a		L-3b		PS-1a		PS-1b		L-9a	
FROM:	TO:	IN	OUT	IN	OUT	IN	OUT	IN	OUT	IN	OUT	IN	OUT	IN	OUT	IN	OUT	IN	OUT
4:00 PM	5:00 PM		34		166		103		5		217		38		67		41		1
4:15 PM	5:15 PM		35		186		109		4		219		32		73		40		
4:30 PM	5:30 PM		45		184		98		3		208		31		73		45		1
4:45 PM	5:45 PM		42		168		95		4		205		36		75		55		1
5:00 PM	6:00 PM		38		167		92		3		189		29		73		62		2
		out		out		out		out		out		out		in		in		in	

TIME		COUNT LOCATION																		TOTAL	
		L-17a		L-18a		L-18b		L-18c		PS-5a		PS-5b		L-20a		I-20b		IN	OUT		
FROM:	TO:	IN	OUT	IN	OUT	IN	OUT	IN	OUT	IN	OUT	IN	OUT	IN	OUT	IN	OUT	IN	OUT		
4:00 PM	5:00 PM		74		18		18		57		138		15		10		148		1150	2300	
4:15 PM	5:15 PM		92		19		21		60		151		14		9		161		1225	2450	
4:30 PM	5:30 PM		95		16		28		65		173		12		11		171		1259	2518	
4:45 PM	5:45 PM		110		23		24		62		182		12		11		190		1295	2590	
5:00 PM	6:00 PM		108		28		23		55		189		13		15		198		1284	2568	
		in		in		in		in		in		in		in		in					

TOTAL PEAK HOUR TRAFFIC: 2590



STANFORD UNIVERSITY PARKING COUNTS

AM COUNT TIME

FROM: 4:00 PM
TO: 6:00 PM

DATE COUNTED

October 11, 2022

DAY OF THE WEEK

Tuesday

PEAK HOUR

FROM: 4:30 PM
TO: 5:30 PM

WEATHER

Mostly Cloudy

TIME		COUNT LOCATION																	
		Arb/CC		L-1a		L-1b		L-1c		L-2a		L-3b		PS-1a		PS-1b		L-9a	
FROM:	TO:	IN	OUT	IN	OUT	IN	OUT	IN	OUT	IN	OUT	IN	OUT	IN	OUT	IN	OUT	IN	OUT
4:00 PM	5:00 PM		33		178		120		5		196		28		64		65		5
4:15 PM	5:15 PM		37		188		112		7		201		32		68		70		4
4:30 PM	5:30 PM		48		181		103		7		233		33		69		82		3
4:45 PM	5:45 PM		41		176		86		6		226		39		66		78		2
5:00 PM	6:00 PM		40		155		74		4		215		35		65		78		2
		out		out		out		out		out		out		in		in		in	

TIME		COUNT LOCATION																		TOTAL	
		L-17a		L-18a		L-18b		L-18c		PS-5a		PS-5b		L-20a		I-20b		IN	OUT		
FROM:	TO:	IN	OUT	IN	OUT	IN	OUT	IN	OUT	IN	OUT	IN	OUT	IN	OUT	IN	OUT	IN	OUT		
4:00 PM	5:00 PM		76		24		12		55		143		21		21		186		1232	2464	
4:15 PM	5:15 PM		104		24		15		57		164		24		15		205		1327	2654	
4:30 PM	5:30 PM		116		25		16		65		186		25		12		204		1408	2816	
4:45 PM	5:45 PM		119		28		20		75		183		25		18		213		1401	2802	
5:00 PM	6:00 PM		115		30		16		86		185		26		12		192		1330	2660	
		in		in		in		in		in		in		in		in					

TOTAL PEAK HOUR TRAFFIC: 2816



STANFORD UNIVERSITY PARKING COUNTS

AM COUNT TIME

FROM: 4:00 PM
TO: 6:00 PM

DATE COUNTED

October 12, 2022

DAY OF THE WEEK

Wednesday

PEAK HOUR

FROM: 4:45 PM
TO: 5:45 PM

WEATHER

#N/A

TIME		COUNT LOCATION																	
		Arb/CC		L-1a		L-1b		L-1c		L-2a		L-3b		PS-1a		PS-1b		L-9a	
FROM:	TO:	IN	OUT	IN	OUT	IN	OUT	IN	OUT	IN	OUT	IN	OUT	IN	OUT	IN	OUT	IN	OUT
4:00 PM	5:00 PM		42		182		104		5		199		34		64		58		1
4:15 PM	5:15 PM		40		191		98		1		191		36		70		61		
4:30 PM	5:30 PM		45		184		93		1		206		37		74		56		
4:45 PM	5:45 PM		43		177		82				225		33		87		63		
5:00 PM	6:00 PM		33		169		69		1		219		31		89		65		1
		out		out		out		out		out		out		in		in		in	

TIME		COUNT LOCATION																		TOTAL	
		L-17a		L-18a		L-18b		L-18c		PS-5a		PS-5b		L-20a		I-20b		IN	OUT		
FROM:	TO:	IN	OUT	IN	OUT	IN	OUT	IN	OUT	IN	OUT	IN	OUT	IN	OUT	IN	OUT	IN	OUT		
4:00 PM	5:00 PM		92		16		13		70		136		17		9		169		1211	2422	
4:15 PM	5:15 PM		94		20		11		85		159		18		10		181		1266	2532	
4:30 PM	5:30 PM		103		29		17		94		174		22		9		197		1341	2682	
4:45 PM	5:45 PM		101		34		15		88		185		20		11		194		1358	2716	
5:00 PM	6:00 PM		94		40		14		76		173		17		11		199		1301	2602	
		in		in		in		in		in		in		in							

TOTAL PEAK HOUR TRAFFIC: 2716



STANFORD UNIVERSITY PARKING COUNTS

<u>AM COUNT TIME</u>	<u>DATE COUNTED</u>	<u>DAY OF THE WEEK</u>	<u>PEAK HOUR</u>	<u>WEATHER</u>
FROM: 4:00 PM	October 13, 2022	Thursday	FROM: 4:45 PM	#N/A
TO: 6:00 PM			TO: 5:45 PM	

TIME		COUNT LOCATION																	
		Arb/CC		L-1a		L-1b		L-1c		L-2a		L-3b		PS-1a		PS-1b		L-9a	
FROM:	TO:	IN	OUT	IN	OUT	IN	OUT	IN	OUT	IN	OUT	IN	OUT	IN	OUT	IN	OUT	IN	OUT
4:00 PM	5:00 PM		38		153		91		3		193		34		73		55		
4:15 PM	5:15 PM		43		156		95		4		189		46		79		59		
4:30 PM	5:30 PM		42		163		103		4		201		47		79		65		
4:45 PM	5:45 PM		44		175		91		3		208		42		74		66		
5:00 PM	6:00 PM		36		173		82		3		207		34		66		69		1
		out		out		out		out		out		out		in		in		in	

TIME		COUNT LOCATION																		TOTAL	
		L-17a		L-18a		L-18b		L-18c		PS-5a		PS-5b		L-20a		I-20b		IN	OUT		
FROM:	TO:	IN	OUT	IN	OUT	IN	OUT	IN	OUT	IN	OUT	IN	OUT	IN	OUT	IN	OUT	IN	OUT		
4:00 PM	5:00 PM		86		20		18		63		129		18		9		180			1163	2326
4:15 PM	5:15 PM		100		19		22		72		156		14		16		194			1264	2528
4:30 PM	5:30 PM		108		18		23		83		176		18		19		205			1354	2708
4:45 PM	5:45 PM		108		23		19		87		191		16		17		197			1361	2722
5:00 PM	6:00 PM		112		29		15		84		185		13		16		200			1325	2650
		in		in		in		in		in		in		in							

TOTAL PEAK HOUR TRAFFIC: 2722



STANFORD UNIVERSITY PARKING COUNTS

AM COUNT TIME

FROM: 4:00 PM
TO: 6:00 PM

DATE COUNTED

October 14, 2022

DAY OF THE WEEK

Friday

PEAK HOUR

FROM: 4:30 PM
TO: 5:30 PM

WEATHER

#N/A

TIME		COUNT LOCATION																	
		Arb/CC		L-1a		L-1b		L-1c		L-2a		L-3b		PS-1a		PS-1b		L-9a	
FROM:	TO:	IN	OUT	IN	OUT	IN	OUT	IN	OUT	IN	OUT	IN	OUT	IN	OUT	IN	OUT	IN	OUT
4:00 PM	5:00 PM		34		146		112		5		225		31		61		55		
4:15 PM	5:15 PM		34		148		113		3		193		31		63		61		
4:30 PM	5:30 PM		38		160		117		3		193		31		70		71		
4:45 PM	5:45 PM		40		148		109		5		184		23		76		65		
5:00 PM	6:00 PM		29		147		93		3		179		25		67		64		1
		out		out		out		out		out		out		in		in		in	

TIME		COUNT LOCATION																		TOTAL	
		L-17a		L-18a		L-18b		L-18c		PS-5a		PS-5b		L-20a		I-20b		IN	OUT		
FROM:	TO:	IN	OUT	IN	OUT	IN	OUT	IN	OUT	IN	OUT	IN	OUT	IN	OUT	IN	OUT	IN	OUT		
4:00 PM	5:00 PM		80		18		10		66		115		8		8		153		1127	2254	
4:15 PM	5:15 PM		81		23		9		64		136		9		7		170		1145	2290	
4:30 PM	5:30 PM		81		28		10		70		167		15		6		179		1239	2478	
4:45 PM	5:45 PM		83		25		14		70		164		17		8		185		1216	2432	
5:00 PM	6:00 PM		87		27		13		63		175		17		5		171		1166	2332	
		in		in		in		in		in		in		in		in					

TOTAL PEAK HOUR TRAFFIC: 2478



Appendix E

Cut-Through Traffic Data

2022 Stanford No-Net-New-Trips Compliance Monitoring Program
 Tuesday, April 12, 2022



Date: 04/12/2022; Time period from 8:00:00 AM to 9:00:00 AM

Site In	Site Out																Match IN	Total IN
	1	2	3	4	5	6	7	8	9	10	11	12	13	14	15	16		
1		45	52	10	6		4	3	1						1	1	123	553
2	33		11	2			3	1					1				51	456
3	20	1		2	1		3	1			1				1		30	144
4	2	1	1		2		3	1									10	70
5	8	3	2	17		1	15	4					2				52	378
6																	0	0
7	4	4	1	3	1	2		3					3				21	315
8		2	1	1	1		2					2	2			5	16	174
9								2					2				4	40
10											1	1					2	12
11												18					18	44
12								3	1	1							5	19
13		1	2	6	3		8	1	2	2				2		14	41	406
14			1										3				4	53
15	1															1	2	15
16	1		2	1	1		4	10		1			15		1		36	231
Match OUT	69	57	73	42	15	3	42	29	4	4	2	21	28	2	3	21	415	2910
Total OUT	142	125	121	122	88	5	131	141	35	10	21	45	120	50	8	74	1238	14.3%

Date: 04/12/2022; Time period from 5:00:00 PM to 6:00:00 PM

Site In	Site Out																Match IN	Total IN
	1	2	3	4	5	6	7	8	9	10	11	12	13	14	15	16		
1		25	22	9	8		8	1			1			1		6	81	211
2	25		5	4	5		5	2					2			1	49	160
3	52	2		3	2												59	136
4	17	1			2		3						6			1	30	79
5	18	5	3	7		1	14	8					6			6	68	255
6																	0	0
7	3	2		2	1	1		6				1	9	1		5	31	283
8		1		2		1	8		2				5			10	29	157
9	1			1				3		1	1		1				8	36
10								1			1		2				4	22
11							1						1				2	16
12																	0	8
13	4	2	1	4	1		11	11		4	3	2		2	2	12	59	227
14	3	1	1				1						3				9	49
15													1				1	6
16	7	1	1		2		6	8					10	2			37	146
Match OUT	130	40	33	32	21	3	57	40	2	5	6	3	46	6	2	41	467	1791
Total OUT	554	292	160	120	323	23	481	259	39	17	20	9	340	66	5	226	2934	15.9%

2022 Stanford No-Net-New-Trips Compliance Monitoring Program
 Wednesday, April 20, 2022



Date: 04/20/2022; Time period from 8:00:00 AM to 9:00:00 AM

Site In	Site Out																Match IN	Total IN
	1	2	3	4	5	6	7	8	9	10	11	12	13	14	15	16		
1		50	38	7	5		2	2							2	6	112	527
2	32		21	1	2		3					1				1	61	440
3	26	1												1			28	149
4	1		2		2		2					1				1	9	74
5	11	1	6	20			15	1		2		7				4	67	397
6																	0	0
7	3		1	6	3			3				6				2	24	296
8			1				3					1				9	14	196
9												1					1	46
10										1		1					2	12
11								1				27					28	47
12								1	2		1						4	18
13		2	2	8	2	1	11	4	4	3		1		2		7	47	361
14													2			2	4	64
15	1					1											2	19
16	2	1			1		4	3					14		1		26	239
Match OUT	76	55	70	43	15	2	40	15	6	3	4	28	34	3	3	32	429	2885
Total OUT	140	114	114	104	66	2	122	130	48	22	19	51	122	56	6	108	1224	14.9%

Date: 04/20/2022; Time period from 5:00:00 PM to 6:00:00 PM

Site In	Site Out																Match IN	Total IN
	1	2	3	4	5	6	7	8	9	10	11	12	13	14	15	16		
1		44	16	7	18		6	1				1				6	99	225
2	28		9	1	3		1					2				1	45	115
3	52	9		1	2		3	2									69	122
4	14	1	1		2		4	3	1			3				3	32	102
5	18	7	3	6		1	15	10				9				9	78	236
6																	0	0
7	8	4	3	2	5	1		8	1			14			1	6	53	245
8			1		4		4					6				16	31	188
9								3		5		1	1				10	38
10							1	1	1		2	1	3				9	34
11												2	2				4	19
12										1		2					3	11
13	1	2		2	3		5	6	2	2	1			2		10	36	219
14									1				3				4	46
15																	0	10
16	3	4	2	1	2		5	12					11	1			41	153
Match OUT	124	71	35	20	39	2	44	46	6	7	4	3	57	4	1	51	514	1763
Total OUT	544	484	136	112	272	12	455	241	44	28	22	16	327	64	4	259	3020	17.0%

2022 Stanford No-Net-New-Trips Compliance Monitoring Program
 Tuesday, April 26, 2022



Date: 04/26/2022; Time period from 8:00:00 AM to 9:00:00 AM

Site In	Site Out																Match IN	Total IN
	1	2	3	4	5	6	7	8	9	10	11	12	13	14	15	16		
1		42	44	11	8		2	1					3			6	117	565
2	37		10	2	1		3	1								2	56	473
3	17	10		7	1		3										38	150
4	2	1	3		1		3										10	82
5	8	2	1	15			10	1					5	1		1	44	352
6																	0	0
7	3	3	1	8	2			1					1	2		4	25	282
8	1		2	2			2						1			9	17	194
9							1	3		1			1				6	53
10																	0	10
11								1		1		28					30	47
12								2									2	11
13	1		1	7	1	1	10	6	1	1	3					13	45	351
14													3			3	6	62
15																	0	13
16			2	2			4	7					13				28	255
Match OUT	69	58	64	54	14	1	38	23	1	3	3	28	27	3	0	38	424	2900
Total OUT	133	129	115	118	76	1	161	129	42	23	18	44	118	48	3	105	1263	14.6%

Date: 04/26/2022; Time period from 5:00:00 PM to 6:00:00 PM

Site In	Site Out																Match IN	Total IN
	1	2	3	4	5	6	7	8	9	10	11	12	13	14	15	16		
1		43	34	7	14		7						2			10	117	238
2	34		12		4		7						1				58	153
3	44	1		3	3		1										52	127
4	16		4		4		2						2			1	29	104
5	15	6	2	12		4	20	3					4			7	73	228
6																	0	0
7	8	3	3	3	7	1		5					11			10	51	218
8	2	2	1	2			9		1			1	7	1		17	43	178
9			1					4		1	1		1				8	45
10									1	2		2					5	22
11								1		1			4			1	7	17
12									1		2						3	5
13	2		1	1	6	1	13	2	2	1	3	1				8	41	199
14	1												1			1	3	28
15													1				1	3
16	3	2		1	2		10	7					10	1			36	134
Match OUT	125	57	58	29	40	6	69	23	6	3	8	2	44	2	0	55	527	1699
Total OUT	547	292	162	124	270	12	400	290	47	24	22	9	330	53	5	263	2850	18.5%

2022 Stanford No-Net-New-Trips Compliance Monitoring Program
 Wednesday, May 4, 2022



Date: 05/04/2022; Time period from 8:00:00 AM to 9:00:00 AM

Site In	Site Out																Match IN	Total IN
	1	2	3	4	5	6	7	8	9	10	11	12	13	14	15	16		
1		45	27	13	11		3	1	2				2				104	521
2	38		18	2	4		1	1	1			1	1				67	473
3	26	1					3						1			1	32	137
4	4	1			1		3	1				1		1			12	73
5	12	2	4	13		2	7	5	1				3	1		2	52	377
6																	0	0
7	2	2	1	10	3	4		3	1				3			8	37	315
8	1	1		2		1	3		1				5			5	19	217
9								3									3	53
10																	0	7
11			1	1						2		24	2				30	50
12									1	3	1						5	13
13	2			5	2		8	3	1		3			3		14	41	341
14											1					2	3	65
15													2				2	13
16		2	1	1	2		3	14					7	2			32	237
Match OUT	85	54	52	47	23	7	31	31	8	5	5	26	26	7	0	32	439	2892
Total OUT	140	124	104	100	89	9	104	150	54	17	19	51	115	56	2	97	1231	15.2%

Date: 05/04/2022; Time period from 5:00:00 PM to 6:00:00 PM

Site In	Site Out																Match IN	Total IN
	1	2	3	4	5	6	7	8	9	10	11	12	13	14	15	16		
1		30	23	2	12		5	3	1				2			5	83	200
2	30		5	1	4		4						1			1	46	129
3	42	3		3	1								1				50	130
4	14		1		6		4	2					1	1		1	30	109
5	16	6	3	6		4	13	1					6			7	62	241
6																	0	0
7	9	2	1	6	4	2		4			1		8			7	44	274
8	2	2		1	2		2						11	1		14	35	218
9	1									1			2				4	40
10									2		1						3	27
11							1		1	1		2	3				8	18
12											2						2	9
13	1		2		1		9	5	1	4	2	2		3		16	46	218
14	1	1	1										4				7	40
15													1				1	7
16	4	1		1		1	3	11					6	1			28	146
Match OUT	120	45	36	20	30	7	41	26	5	6	6	4	46	6	0	51	449	1806
Total OUT	551	278	128	121	275	14	397	268	52	26	23	9	316	50	0	227	2735	16.4%

2022 Stanford No-Net-New-Trips Compliance Monitoring Program
 Tuesday, May 10, 2022



Date: 05/10/2022; Time period from 8:00:00 AM to 9:00:00 AM

Site In	Site Out																Match IN	Total IN
	1	2	3	4	5	6	7	8	9	10	11	12	13	14	15	16		
1		52	62	19	11		2	2					2			2	152	582
2	40		21	2	6		1	1	1			1		1		2	76	448
3	25	4		2			1										32	157
4	5		2		1		3						1				12	77
5	12	3	2	20			6	2					2			1	48	348
6																	0	0
7	1			6	4			2					8			3	24	266
8	2			1	1		1						3			12	20	197
9								2						1			3	53
10											1			1			2	11
11			1						1				25	1			28	41
12								2	1	1							4	15
13		2		9	6		5	4	1	1					1		37	351
14													1			2	3	52
15																	0	7
16	3			1			4	11						17		1	37	265
Match OUT	88	61	88	60	29	0	23	26	4	2	1	26	37	2	1	30	478	2870
Total OUT	156	106	124	117	90	3	97	161	38	21	12	45	110	56	4	95	1235	16.7%

Date: 05/10/2022; Time period from 5:00:00 PM to 6:00:00 PM

Site In	Site Out																Match IN	Total IN
	1	2	3	4	5	6	7	8	9	10	11	12	13	14	15	16		
1		36	16	10	10	1	5						2			5	85	193
2	26		11		4		2									1	44	140
3	37	12		2	2		1	1						1			56	113
4	8	4	1		8		5	1					3				30	80
5	26	7	3	9		2	25	5		1			5			3	86	253
6																	0	0
7	12	2		4	4	1		6					10			7	46	225
8	2	1		1	3	1	3			1		1	5	1		12	31	190
9								1			1					1	3	42
10					1								1				2	31
11										2		1	2				5	11
12											2		1				3	5
13	2	5	1				8	10	2	1	3			2		5	39	203
14								1								2	3	32
15													1				1	4
16					1		10	6					14	2	1		34	145
Match OUT	113	67	32	26	33	5	59	31	2	5	6	2	44	6	1	36	468	1667
Total OUT	572	478	133	111	293	13	406	213	51	24	22	7	350	51	5	236	2965	28.1%

2022 Stanford No-Net-New-Trips Compliance Monitoring Program
 Wednesday, May 18, 2022



Date: 05/18/2022; Time period from 8:00:00 AM to 9:00:00 AM

Site In	Site Out																Match IN	Total IN
	1	2	3	4	5	6	7	8	9	10	11	12	13	14	15	16		
1		52	72	16	8		4	1					1			6	160	579
2	32		19		4		1						3			1	60	444
3	19	3		1			1						1				25	129
4	3	2			3		1	1									10	72
5	6	2	5	18			2	5					3			6	47	397
6																	0	0
7				6	3			5			1		4			3	22	288
8				3	1		3						8			11	26	225
9								4		2							6	54
10								1			1						2	8
11									1	1			23				25	41
12								1	1	1							3	10
13			1	5	1		9	4	4	1	3			3		6	37	343
14													2			2	4	63
15																	0	16
16	2		4				2	12					7	1			28	247
Match OUT	62	59	101	49	20	0	23	34	6	5	5	23	29	4	0	35	455	2916
Total OUT	115	115	168	106	90	3	101	179	55	23	18	44	132	57	3	109	1318	15.6%

Date: 05/18/2022; Time period from 5:00:00 PM to 6:00:00 PM

Site In	Site Out																Match IN	Total IN
	1	2	3	4	5	6	7	8	9	10	11	12	13	14	15	16		
1		39	28	13	24		12	3					5	3		7	134	251
2	54		9	1	10		5						2			3	84	202
3	42	3			2		1				1						49	120
4	20	1			1		5	2					3				32	112
5	26	6	3	9		4	18	7					10	1	1	7	92	269
6																	0	0
7	7	3	2	2	4			6					9			6	39	234
8		1		1	3		4		2				9			23	43	189
9	1					1		1		2			2				7	44
10		1									1	1	1				4	17
11		1							1				3				5	20
12								1	1	1	1						4	11
13	1	2	2	1	2		11	15	2	1	6			3		18	64	229
14													2			2	4	44
15				1									2			1	4	7
16	3	1	2		3		11	12	1				22	5			60	182
Match OUT	154	58	46	28	49	5	67	47	7	4	9	1	70	12	3	65	625	1931
Total OUT	585	417	133	126	327	10	440	298	47	14	27	6	358	47	7	257	3099	20.2%

2022 Stanford No-Net-New-Trips Compliance Monitoring Program
 Tuesday, October 4, 2022



Date: 10/04/2022; Time period from 8:00:00 AM to 9:00:00 AM

Site In	Site Out																Match IN	Total IN
	1	2	3	4	5	6	7	8	9	10	11	12	13	14	15	16		
1		17	49	21	7		1	2			1		1	1		4	104	675
2	16		7	1	1		5		1								31	422
3	13	1									1					1	16	109
4	1		2		2		2						1				8	89
5	8	1	7	15		1	11	3					1			2	49	430
6																	0	0
7	5	1	1	4	5	1		3					2	1		1	24	337
8		1	1	3			1			1			2			11	20	224
9											1	1					2	44
10									1		1	1	2				5	10
11								1	1			20					22	41
12								1									1	11
13			1	2	5		4	2	1	2	1	2				9	29	341
14								1					2		1	1	5	64
15														1			1	14
16	1		2	1	1		3	13					9	1			31	290
Match OUT	44	21	70	47	21	2	27	26	4	3	5	24	20	4	1	29	348	3101
Total OUT	152	109	163	132	108	5	121	151	44	14	18	44	111	58	2	101	1333	11.2%

Date: 10/04/2022; Time period from 5:00:00 PM to 6:00:00 PM

Site In	Site Out																Match IN	Total IN
	1	2	3	4	5	6	7	8	9	10	11	12	13	14	15	16		
1		18	22	11	35		11	4					1			10	112	255
2	14		7	3	6		4		1				2				37	153
3	39	4			4		2						2				51	113
4	20				7		4						4				35	108
5	25	1	6	10		1	19	6					6			7	81	270
6																	0	0
7	8		2	4				5					7			5	31	257
8	1		1	2	2		3		1				6	1		15	32	163
9								1		2							3	39
10									2		2		3				7	20
11		1								1		1			1		4	25
12										1							1	3
13	3	3		2	3		6	5	2		1	1		2		7	35	170
14					1								1			1	3	51
15								1									1	10
16	3	1			2	1	5	15					24	2			53	173
Match OUT	113	28	38	32	60	2	54	37	6	4	3	2	56	5	1	45	486	1810
Total OUT	597	475	162	134	301	12	440	257	44	19	25	9	333	53	3	228	3092	15.7%

2022 Stanford No-Net-New-Trips Compliance Monitoring Program
 Wednesday, October 12, 2022



Date: 10/12/2022; Time period from 8:00:00 AM to 9:00:00 AM

Site In	Site Out																Match IN	Total IN
	1	2	3	4	5	6	7	8	9	10	11	12	13	14	15	16		
1		38	52	11	13		2	1		1	1			1		7	127	633
2	23		5	1	2		1										32	389
3	22	4		1							1						28	110
4	5		3				4									1	13	91
5	12	8	3	20			8	5					3			2	61	415
6																	0	0
7	3	2	1	6	3				1				7	1		1	25	321
8	2		2	2	2		2							1		8	19	235
9					1		1	1				1				1	5	36
10									1		1	1	1				4	14
11								1		1		32	2				36	54
12									3	1	1						5	22
13	1		3	5	2		3	2	1		1			1		6	25	342
14			1													1	3	50
15																	0	19
16	1		2		1		2	17		1			11	1			36	290
Match OUT	69	52	72	46	24	0	23	27	6	4	5	34	24	5	1	27	419	3021
Total OUT	146	123	134	112	75	1	111	159	43	19	24	55	116	41	6	125	1290	13.9%

Date: 10/12/2022; Time period from 5:00:00 PM to 6:00:00 PM

Site In	Site Out																Match IN	Total IN
	1	2	3	4	5	6	7	8	9	10	11	12	13	14	15	16		
1		32	15	10	16		5			1			5	1		9	94	235
2	22		13		4		3						1			1	44	136
3	47	10			1						1		1			1	61	134
4	14	3			2		4						3				26	102
5	21	2	2	10		3	15	3	1				11			3	71	285
6																	0	0
7	7	2	2	7				9	1		1		9			7	45	231
8	2	2			4		4						6			14	32	189
9	1				1		1	6		1			1				11	55
10				1			1	1	1		1		3			1	9	18
11								1		3			1				5	13
12													1				1	4
13	1	1	1		1		6	4		2	2			2		11	31	179
14		1											3			2	6	52
15																	0	5
16	3	1		1	2	1	1	9					19	2			39	184
Match OUT	118	54	33	29	31	4	40	33	3	7	5	0	64	5	0	49	475	1822
Total OUT	611	427	128	127	307	11	451	296	37	33	17	4	376	68	2	279	3174	15.0%

Appendix F

Memorandum

License Plate Recognition Data Collection, Annual 2022

From:
Katherine Lee
Lilia C. Scott

Date:
February 15, 2023

To:
Charu Ahluwalia, County of Santa Clara

Memorandum

Subject: License Plate Recognition Data Collection, Annual 2022

This memorandum summarizes the details of the license plate data collection for the parking permit adjustment of the Stanford University traffic monitoring program for 2022. This memorandum is the continuation of the following series of memoranda:

- Stanford Memo: 2000 General Use Permit Traffic Monitoring: License Plate Recognition Parking Data, March 20, 2020
- AECOM Memo: 2019 Stanford Monitoring Annual Report Appendix F, License Plate Recognition (LPR) Data Collection, Fall 2019 – Revised, March 31, 2020

This memo provides a detailed description of the LPR data collection in 2022. Going forward, this data will be provided in tables only, similar to how the data is collected for other aspects of the Monitoring Program, unless there is another change to how the data is collected.

Background

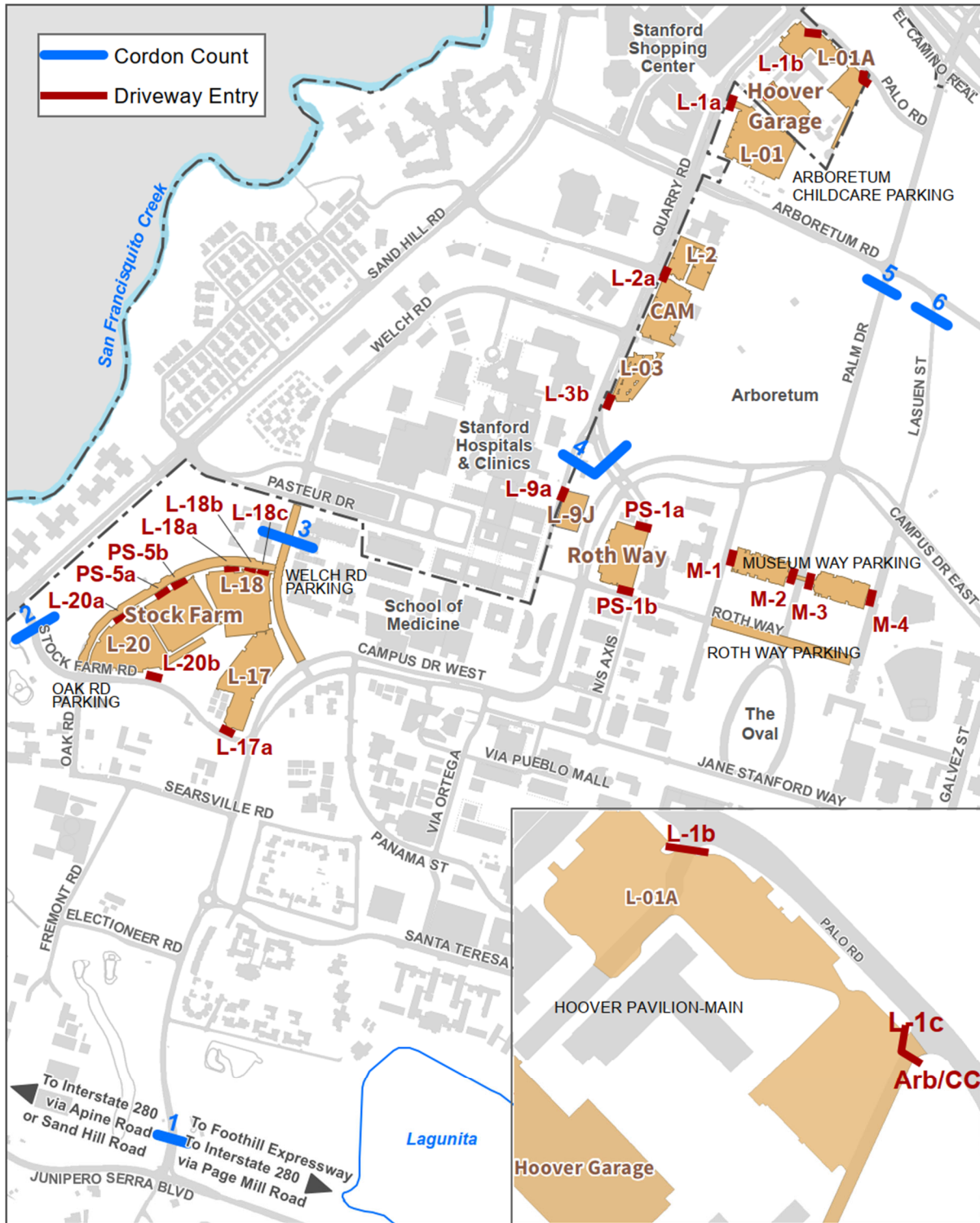
The Stanford Traffic Monitoring program includes two intervals of traffic counts: one of 6 weeks duration (usually spring) and one of 2 weeks duration (usually fall); the preparation of a draft spring report; a draft annual report; possibly the review and application of trip credits submitted by Stanford University, if needed; and a final annual report. Data collection is the foundation of the traffic monitoring program. AECOM uses the services of a subconsultant to collect the required traffic data. The data collection involves the following components:

- **Cordon Line Counts.** Directional traffic counts are collected during one 6-week period and one 2-week period. The counts are coordinated with Stanford University's academic calendar and other holidays which workers may have off with non-Stanford employers. The counts are conducted from 12:00 AM Monday to 11:59 PM Friday (120 hours), by direction, at the 16 roadways that cross the Stanford cordon, as defined in the draft Environmental Impact Report for the Community Plan and 2000 General Use Permit.
- **Parking Facilities Counts.** The Stanford campus has several parking facilities that are shared between the campus and the hospital. Some parking facilities are inside the established cordon line but also serve hospital-affiliated trips; some are outside the cordon but serve campus uses. Parking facilities are depicted in Table F-1 and Figure F-1. Inbound and outbound traffic in these parking lots is counted from 12:00 AM Monday to 11:59 PM Friday (120 hours) for the 6-week and 2-week count durations, in the same manner as the cordon line counts.

Table F-1 Parking Facilities

Name	Called in Previous Reports	Cordon Location	Description	Note
L-1	L-1	Outside	Rectangular lot by Quarry Road and Arboretum Road Four count locations at access driveways	No change proposed
L-1A	L-1A	Outside	An n-shaped lot around the Medical Plaza by Quarry Road and Palo Road	No tube counts, instead replaced with raw counts based on the number of parking spaces available. Stanford has proposed that there are 12 spaces. AECOM to confirm. Combined with Arb/CC.
L-16	L-5	Inside	Medical school office lot with 42 spaces at Welch Road and Campus Drive East	Removal from count
L-17	L-5 L-5d = L-17a	Inside	West of Campus Drive west between Stock Farm and Welch	No change proposed
L-18	L-5 L-5 a,b,c	Inside	Off the corner of Welch and Oak Roads	No change proposed
L-20	L-6 a,b	Inside	At the northeast corner of Oak and Stock Farm Roads	No change proposed
L-22	L-22	Inside	Large temporary lot off Searsville between Campus Drive West and Fremont Road known as "Searsville Lot"	Removal from count
L-9	L-3	Inside	Northwest corner of Campus Drive West and Roth Way with the Quarry Extension to the west	Removal from count
L-9J	N/A	Inside	Steam plant off Quarry	Stanford has proposed that L9J be added in its entirety (all cars parked here assumed to be hospital cars parked inside the cordon). AECOM to confirm in collaboration with Hospital and Stanford.
Museum Lots	N/A	Inside	Museum lots on Museum Way	No change proposed
Oak Road and Welch Road	Oak Road and Welch Road	Inside	On-street parking on Welch and Oak Roads	No change proposed
Roth Way	New	Inside	On-street parking on Roth Way near the Museum Lots	This is a new area for the data collection.
PS-1	PS-1	Inside	Parking Structure 1 north of Roth Way and east of Campus Drive West known as "Roth Way Garage"	Stanford has proposed potential changes to how data is collected at this facility.
PS-5	PS-3	Inside	Southeast of Oak Road between L-20 and L-18 known as "Stock Farm Garage"	Stanford has proposed potential changes to how data is collected at this facility.
PS-9	PS-9	Outside	Off Quarry Road surrounded by L-1 known as "Hoover Pavilion Garage"	Stanford has proposed potential changes to how data is collected at this facility.
L-2	L-2	Outside	Quarry Lot, east of Quarry Road between Vineyard and Arboretum, known as "Vineyard Lot"	No change proposed
CAM	N/A	Outside	New Center for Academic Medicine (CAM) garages, off of Quarry between L2 and L3.	Stanford has proposed potential changes to how data is collected at this facility.
L-3	N/A	Outside	Off Quarry Road south of CAM and the intersection with Welch Road,	This is a new lot.

Figure F-1 Locations of Parking Facilities



<p>0 900 Feet Stanford University LBRE/LUEP/ST S:, Cordon_Parking.mxd, 8/5/21</p>	<h2 style="margin: 0;">Driveway and Parking Count Locations</h2>	<h2 style="margin: 0;">Figure 3.</h2>
---	--	---------------------------------------

Source: Stanford University (2021)

- **Parking Permit/Affiliation Scanning.** The affiliation of each car (university or hospital) is determined based on the type of parking permit. The ratios of these cars are compared with the number of cars parked in each facility, the collection of which is described in the bullet above. Prior to summer 2018, the parking permit system was sticker-based, which meant that the permits could be visually identified on site during the count. In the summer of 2018, Stanford changed its parking permit system to a license plate recognition system that requires a background database to determine the vehicle's affiliation. As a result, consultant staff members were unable to visually identify parking permit types. Instead, Stanford vehicles (trucks) were equipped with a camera with a license plate recognition system. Stanford staff drove these vehicles throughout the parking facilities to collect the required data. The methodology dictates that the parking facilities described above are surveyed in the AM at 7:00 and 8:30, and in the PM at 4:00 and 5:30. Each lot is scanned one day each week, preferably on a Tuesday or Wednesday, as was done for 18 years from 2001 until 2018.

Campus parking observed in parking facilities outside the cordon is added to the cordon count. Hospital parking observed in the lots inside the cordon is subtracted from the cordon count. All vehicles without a valid affiliation are assumed to be parked appropriately for their locations respective to the cordon line.

- **Cut-Through Traffic.** Cut-through traffic is also identified through license plate recording and is adjusted out of the cordon total. The parking affiliation and cut-through traffic adjustments represent the two ways that the total traffic is changed from the raw numbers.

License Plate Recognition (LPR) Scanning

As described above, Stanford changed their parking permit system in summer 2018. Initially, the County of Santa Clara (County) and Stanford agreed that Stanford's new parking permit vendor would provide the proportion of campus and hospital cars parked at these locations to AECOM. AECOM, its subconsultant, and Stanford instead collaborated to create a system to collect the data in the fall of 2019 and the spring of 2022.¹ Through observation by AECOM and its subconsultant as impartial third parties, the group collects the data using a method that would produce consistent and defensible information without deviating from the established parameters described earlier in this memorandum.

Data Collection

Stanford conceptualized the data collection into "pods" of parking facilities, each to be assigned with one data collection vehicle. In this way, each vehicle can collect as much data as possible within approximately 30 minutes. Each day, each vehicle collected the affiliation information in the assigned "pod" of parking facilities four times: at 7:00 AM, 8:30 AM, 4:00 PM, and 5:30 PM. The pods were different in the spring and the fall due to changes in parking patterns and are defined in Table F-2 for both the spring and the fall.

Note that not all parking facilities are in shared use during each week of the data collection. Thus, the data collection facilities change from week to week and between the spring and the fall.

¹ No parking permit data were collected in 2020 through fall of 2021 because of the COVID-19 pandemic and the resultant campus shut down and required safety precautions for monitoring program workers.

Table F-2 Parking Area Pods

Spring 2022					
Pod A	Pod B	Pod C	Pod D	Pod E	Pod F
PS-1 (Roth Way)	PS-5 (Stock Farm)	L-17 L-18 L-20 L-22 Searsville Road	L-3 L-9 Museum Lots Oak and Welch	L-1 L-1A L-16 PS-9 (Hoover Garage)	L-2 CAM Garage
Fall 2022					
Pod A	Pod B	Pod C	Pod D	Pod E	Pod F
PS-1 (Roth Way) Roth Way PS-1	PS-5 (Stock Farm)	Oak and Welch L-17 L-18 L-20	N / A	L-1 L-1A PS-9 (Hoover Garage)	L-2 L-3 CAM Garage

Source: AECOM (2023)

In accordance with County requirements, and to collect consistent data with the established methodology, Stanford provided three trucks to do the scans on 3 days per week in the spring of 2022.²

Table F-3 Data Collection Pod Schedule

Week	Tuesday			Wednesday		
Spring 2022						
1	4/12/2022			4/13/2022		
	Pod A	Pod C	Pod E	Pod B	Pod D	
2	4/19/2022			4/20/2022		
	Pod B	Pod D	Pod F	Pod A	Pod C	Pod E
3	4/26/2022			4/27/2022		
	Pod A	Pod C	Pod E	Pod D	Pod F	
4	5/3/2022			5/4/2022		
	Pod B	Pod D	Pod F	Pod A	Pod C	Pod E
5	5/10/2022			5/11/2022		
	Pod A	Pod C	Pod E	Pod B	Pod D	Pod F
6	5/17/2022			5/18/2022		
	Pod D	Pod F		Pod A	Pod C	Pod E
Fall 2022						
7	10/4/2022			10/5/2022		
	Pod A	Pod E		Pod B	Pod C	Pod F
8	10/11/2022			10/12/2022		
	Pod B	Pod C	Pod F	Pod A	Pod E	

Source: AECOM (2023)

² In 2019, only two vehicles were available, so scanning took place on 3 days per week. The team devised the data collection schedule shown in Table F 3. In previous years, the data collection subconsultant needed more person hours to collect the data manually, but the manual data collection with colored stickers provided a potentially higher level of accuracy and consistency with the historic systems .

The Stanford Traffic Monitoring counts for the spring 2022 interval began on Tuesday, April 12, 2022, and lasted for 6 weeks, up until May 18, 2022. The fall 2022 2-week interval began on Tuesday, October 4, 2022, and ended on October 12, 2022. AECOM's traffic data collection subconsultant provided three data collection supervisors 2 days per week to observe the other three driver/operators as they conducted the parking scans by assigned pod. The data download conducted by Stanford staff Thomas Chan Wong was also observed by AECOM Monitoring Program Manager Lilia C. Scott and/or Project Planner Katherine Lee.

The scanning records the "Parking Classification" field for each vehicle parked in the garage. This information categorizes the vehicle based on its owner's affiliation and type of parking permit (Table F-4).

Table F-4 Parking Classification

Subclass	Description	Classification (Step 1)
HEMLP_PD	Lucille Packard Hospital Employee – Payroll Eligible	Hospital-Affiliated
AFL	Other	Other
NULL	Other	Other
HEMLP_XX	Lucille Packard Hospital Employee – Non-Payroll Eligible	Hospital-Affiliated
HEMSH_PD	Stanford Health Care Hospital Employee – Payroll Eligible	Hospital-Affiliated
HEMSH_XX	Stanford Health Care Hospital Employee – Non-Payroll Eligible	Hospital-Affiliated
RES	University Student – Resident	University-Affiliated
SLA_PD	University SLAC Employee – Payroll Eligible	University-Affiliated
SLA_XX	University SLAC Employee – Non-Payroll Eligible	University-Affiliated
STU	University Student – Non-Resident	University-Affiliated
UEM_PD	University Employee – Payroll Eligible	University-Affiliated
UEM_XX	University Employee – Non-Payroll Eligible	University-Affiliated
UEMLh_PD	University Employee – Leaseholder District – Payroll Eligible	University-Affiliated
UEMLh_XX	University Employee – Leaseholder District – Non-Payroll Eligible	University-Affiliated
DEP	Department	Other
CON	Contractor	Other
OTH	Other	Other
VEN	Vendor	Other
UNKN	Unknown	Other
Z	In addition, vehicle owners who have purchased at least one "Z" permit are classified as "Hospital-Affiliated," because the "Z" is a hospital-specific permit.	Hospital-Affiliated

Source: AECOM (2022)

Data Collection Observations

During the observation period, data collection was conducted four times per day per scanning truck (lasting for 6 weeks in the spring and 2 weeks in the fall). The daily observations were conducted at 7:00 AM, 8:30 AM, 4:00 PM, and 5:30 PM. The observation was conducted with pickup trucks that each had two cameras, one camera positioned on each side of the truck. Two cameras were used so that license plates could be captured on both sides while operators drove the truck. The two cameras were connected to a tablet inside the truck; the tablet ran software showing the license plates that were

captured. The two cameras and the tablet form the data collection system. Each truck team consisted of two people: a driver/operator and an observer. The driver/operator was responsible for driving the vehicle in the parking facilities and operating the scanner. The observer was responsible for ensuring that the driver navigated in a way that captured all license plates; ensuring that all license plates were captured by the data collection system; and counting the license plates that the scan missed. The scan determined what kind of parking affiliation (university or hospital) was associated with the vehicle's license plate and parking permit.

The observer verified the number of plates captured by the system and compared that number to the downloaded data to ensure that the numbers matched. The observer tabulated plates that were not captured so that any error could be factored into the analysis.

During the scanning, some license plates were consistently not captured. These included the following scenarios:

1. Some license plates were not captured because they were outside the camera's angle of view as the scan truck passed. PS-9 garage has narrow travelways and tight corners; if the scan truck is too close to the cars, the scan does not work. These narrow travelways also make it difficult when sharing the lane with oncoming traffic.
2. Some license plates were not captured because they were not visible to the passing scan truck. This category included vehicles parked in reverse with rear license plates only, and vehicles covered by a tarpaulin.
3. Some vehicles had temporary license plates which the system does not consistently read well.
4. Other issues occurred with the data and/or download, such as when the system classified scans differently, sometimes called "official scans" (only scans collected the standard way) versus "all scans" (including scans when the operator manually entered the scans when the scan had failed).
5. The observers noted additional potential errors: the video missed vehicles parked near or at the curves (and sometimes on the straight parking lot portions). They also noted that the scan will collect vehicles driving past the video collection; in some instances, the moving vehicle would obscure the parked vehicle plates. Unfortunately, it is not immediately apparent how to correct for these types of error.

Data Read Times

Stanford Transportation generated LPR datasets through the use of Structured Query Language (SQL), i.e., a standard programming language that stores and retrieves data in databases. Excel spreadsheets detailing the number of plates, vehicle unique ID, and the vehicle's parking classifications were generated after inputting the parking facility location, along with the scan's recorded date and start and end times. Other information stored in the Excel spreadsheets included the parking facility's pod assignment and operator.

Download Observations

During the traffic monitoring period, Stanford Transportation downloaded and provided data to AECOM on a regular basis. Downloads would occur live and virtually through video conference call. Stanford Transportation would input the date, the parking facility location, and the scan's start and end times into SQL. Excel spreadsheets detailed the license plate's vehicle unique ID, the time the license plate was read, and the vehicle's parking classifications. Each parking facility scan represented a discrete Excel spreadsheet with a unique time and parking facility location. In accordance with contractual obligation,

Stanford emailed the data to AECOM during each download session, providing transparency and ensuring good faith in the dataset. Scanned hardcopies of the observers' notes, including the number of missed plates, were collected by the AECOM team and provided prior to each download session. Data download for the AM periods took place in the hours following completion of the AM observation. The PM download was performed the following day.

Challenges with the Data

Some download revisions were required because the drivers/observers reported the incorrect recording time. Recording times were sometimes documented before, between, and after the actual pod scans. The reasons for this included verifying that the system is working, forgetting to turn off the cameras, checking for permits in "Carpool Only" areas, and checking for permits of known scofflaws. The system retains those reads even if "Reject All" is selected on the scanning computer.

Inputting the incorrect time resulted in inaccurate datasets. Stanford sent revised, corrected datasets for readings that were impacted by these issues. Additionally, some shifts were missed due to lack of staffing by the driver and observer, resulting in no plate readings or documentation of missed plates. Data that were not obtained are documented in their respective cell as N/A in Table F-5. Readings that produced license plates counts but lacked documentation for missed plates were still included in the overall missed plate average of 6 percent missed readings. Challenges with data and their action items are listed in Table F-6 for the 6 weeks of data collected for the spring 2022; no issues arose during the 2 weeks of fall data collection, as noted. When data are missing due to missed shifts, the data are omitted from the averages used as an input into the cordon count parking adjustment.

Findings

Table F-5 summarizes the number of vehicles captured and missed by the LPR truck scanning data collection system for the 2022 annual count. As shown in the percent plates missed column, the percent error ranged between 0 and 55 percent. The entire data collection period yielded an average of 6 percent missed readings, which suggests that the scan did not read and therefore did not collect license plate data for 6 percent of the parked vehicles. The average percent error is the same as the fall 2019 count, which had a total average of 6 percent missed readings.

Parking Lot 1-A and Lot 20 had the highest average missed license plates, with a total average of 12 percent error for Lot 1-A and 10 percent error for Lot 20. On May 18, 2022, at 7:00 AM, Lot L-1A missed up to six license plates in a lot of 14 total vehicles. On October 5, 2022, Lot 2 missed up to 21 license plates in a lot of 38 total vehicles. As discussed in item 1 in the *Data Collection Observation* section above, possible explanations for the error are the lot's size and the cameras' failure to read plates due to the suboptimal angle. Among the parking facilities studied in this traffic memo, PS-5 Stock Farm Garage has the highest vehicle capacity and also had the highest raw number of missed license plates. On April 27, 2022, at 4:00 PM, the camera failed to read 104 license plates from a total of 904 vehicles at the PS-5 Stock Farm garage; this represented about 12 percent of the vehicles from that parking facility location, date, and time. Table F-1 indicates parking facilities that are inside or outside of the cordon count. For parking facilities inside the cordon, the average percent error is 6 percent missed readings, with a range of 0 to 55 percent. For facilities outside the cordon count, the average percent error is 7 percent, with a range of 0 to 44 percent.

Table F-5 LPR Data and Error

Date	Parking Facility	Pod	Observation Time	Counted with Plate	No Plate	Missed with Plate	Total Vehicles	Total Plates Missed	Percent Plates Missed	Hospital-Affiliate cars	University-Affiliative Cars	Hospital %	University-Affiliative %
12-Apr-22	PS-1 (Roth Way)	A	7:00 AM	317	2	25	344	27	8%	202	41	59%	12%
			8:30 AM	373	56	4	433	60	14%	225	84	52%	19%
			4:00 PM	441	0	51	492	51	10%	196	142	40%	29%
			5:30 PM	315	8	28	351	36	10%	145	89	41%	25%
	L-17	C	7:00 AM	71	3	4	78	7	9%	19	37	24%	47%
			8:30 AM	203	4	4	211	8	4%	33	116	16%	55%
			4:00 PM	248	8	8	264	16	6%	26	162	10%	61%
			5:30 PM	146	8	2	156	10	6%	14	100	9%	64%
	L-18	C	7:00 AM	188	7	2	197	9	5%	104	32	53%	16%
			8:30 AM	250	6	2	258	8	3%	135	54	52%	21%
			4:00 PM	239	6	2	247	8	3%	105	81	43%	33%
			5:30 PM	174	5	2	181	7	4%	76	58	42%	32%
	L-20	C	7:00 AM	21	1	2	24	3	13%	4	10	17%	42%
			8:30 AM	55	1	3	59	4	7%	4	35	7%	59%
			4:00 PM	141	1	4	146	5	3%	9	102	6%	70%
			5:30 PM	94		2	96	2	2%	11	57	11%	59%
	L-1	E	7:00 AM	36	2	10	48	12	25%	16	4	33%	8%
			8:30 AM	99	3	14	116	17	15%	58	26	50%	22%
			4:00 PM	111	10	1	122	11	9%	61	30	50%	25%
			5:30 PM	52	7	2	61	9	15%	31	9	51%	15%
	PS-9 (Hoover Garage)	E	7:00 AM	315	6	33	354	39	11%	287	4	81%	1%
			8:30 AM	427	9	40	476	49	10%	384	10	81%	2%
			4:00 PM	347	7	31	385	38	10%	306	10	79%	3%
			5:30 PM	180	33	5	218	38	17%	165	5	76%	2%
	L-1A	E	7:00 AM	10	2	1	13	3	23%	2	1	15%	8%
			8:30 AM	15	1	2	18	3	17%	6	5	33%	28%
			4:00 PM	21	8	1	30	9	30%	4	8	13%	27%
			5:30 PM	8	1	4	13	5	38%	3	2	23%	15%

Date	Parking Facility	Pod	Observation Time	Counted with Plate	No Plate	Missed with Plate	Total Vehicles	Total Plates Missed	Percent Plates Missed	Hospital-Affiliate cars	University-Affiliative Cars	Hospital %	University-Affiliative %
13-Apr-22	PS-1 (Roth Way)	D	7:00 AM	42	1	0	43	1	2%	1	33	2%	77%
			8:30 AM	87	3	0	90	3	3%	3	73	3%	81%
			4:00 PM	108	3	0	111	3	3%	3	87	3%	78%
			5:30 PM	67	0	1	68	1	1%	1	49	1%	72%
	PS-5 Stock Farm Garage	B	7:00 AM	460	26	42	528	68	13%	334	52	63%	10%
			8:30 AM	848	34	63	945	97	10%	531	181	56%	19%
			4:00 PM	916	24	74	1014	98	10%	409	389	40%	38%
			5:30 PM	554	22	36	612	58	9%	256	211	42%	34%
	Museum Lots	D	7:00 AM	30	1	1	32	2	6%	10	14	31%	44%
			8:30 AM	111	2	6	119	8	7%	13	82	11%	69%
			4:00 PM	126	3	4	133	7	5%	8	91	6%	68%
			5:30 PM	56	1	2	59	3	5%	2	38	3%	64%
	L-3	D	7:00 AM	120	1	7	128	8	6%	87	9	68%	7%
			8:30 AM	118	1	9	128	10	8%	90	9	70%	7%
			4:00 PM	84	1	3	88	4	5%	55	9	63%	10%
			5:30 PM	66	0	4	70	4	6%	45	3	64%	4%
	Oak and Welch	D	7:00 AM	64	1	1	66	2	3%	39	10	59%	15%
			8:30 AM	70	1	1	72	2	3%	37	15	51%	21%
			4:00 PM	54	1	2	57	3	5%	22	23	39%	40%
			5:30 PM	49	1	6	56	7	13%	15	20	27%	36%
	CAM Garage	F	7:00 AM	284	9	32	325	41	13%	202	41	62%	13%
			8:30 AM	450	16	47	514	64	12%	282	100	55%	19%
			4:00 PM	417	10	49	476	59	12%	233	123	49%	26%
			5:30 PM	258	9	36	303	45	15%	160	64	53%	21%
	L-2	F	7:00 AM	32	0	7	39	7	18%	15	7	38%	18%
			8:30 AM	70	2	14	86	16	19%	33	14	38%	16%
			4:00 PM	65	2	19	86	21	24%	19	20	22%	23%
			5:30 PM	18	1	13	32	14	44%	7	8	22%	25%

Date	Parking Facility	Pod	Observation Time	Counted with Plate	No Plate	Missed with Plate	Total Vehicles	Total Plates Missed	Percent Plates Missed	Hospital-Affiliate cars	University-Affiliative Cars	Hospital %	University-Affiliative %
19-Apr-22	Roth Way	A	7:00 AM	33	1	0	34	1	3%	1	23	3%	68%
			8:30 AM	84	2	10	96	12	13%	2	71	2%	74%
			4:00 PM	99	6	0	105	6	6%	1	80	1%	76%
			5:30 PM	66	4	0	70	4	6%	2	35	3%	50%
	PS-5 Stock Farm Garage	B	7:00 AM	404	6	50	460	56	12%	279	49	61%	11%
			8:30 AM	797	32	67	896	99	11%	473	202	53%	23%
			4:00 PM	769	0	73	842	73	9%	407	237	48%	28%
			5:30 PM	453	0	51	504	51	10%	230	127	46%	25%
	Museum Lots	D	7:00 AM	34	1	1	36	2	6%	13		36%	0%
			8:30 AM	95	0	4	99	4	4%	17	58	17%	59%
			4:00 PM	113	1	4	118	5	4%	6	87	5%	74%
			5:30 PM	57	1	1	59	2	3%	3	35	5%	59%
	Oak and Welch	D	7:00 AM	61	1	1	63	2	3%	38	10	60%	16%
			8:30 AM	71	0	0	71	0	0%	31	26	44%	37%
			4:00 PM	72	0	2	74	2	3%	31	26	42%	35%
			5:30 PM	62	1	1	64	2	3%	21	24	33%	38%
	L-2	F	7:00 AM	24	0	5	29	5	17%	9	9	31%	31%
			8:30 AM	72	13	4	89	17	19%	33	20	37%	22%
			4:00 PM	68	2	11	81	13	16%	19	26	23%	32%
			5:30 PM	25	7	0	32	7	22%	11	9	34%	28%
	L-3	D	7:00 AM	116	4	10	130	14	11%	86	7	66%	5%
			8:30 AM	122	4	4	130	8	6%	90	7	69%	5%
			4:00 PM	96	3	3	102	6	6%	64	9	63%	9%
			5:30 PM	82	2	3	87	5	6%	54	6	62%	7%
	CAM Garage	F	7:00 AM	271	8	27	306	35	11%	202	33	66%	11%
			8:30 AM	472	19	63	554	82	15%	294	116	53%	21%
			4:00 PM	387	13	42	442	55	12%	211	124	48%	28%
			5:30 PM	213	15	31	259	46	18%	125	62	48%	24%

Date	Parking Facility	Pod	Observation Time	Counted with Plate	No Plate	Missed with Plate	Total Vehicles	Total Plates Missed	Percent Plates Missed	Hospital-Affiliate cars	University-Affiliative Cars	Hospital %	University-Affiliative %
20-Apr-22	PS-1 (Roth Way)	A	7:00 AM	320	0	80	400	80	20%	176	49	44%	12%
			8:30 AM	381	0	72	453	72	16%	212	93	47%	21%
			4:00 PM	443	0	58	501	58	12%	200	140	40%	28%
			5:30 PM	358	0	51	409	51	12%	156	112	38%	27%
	L-17	C	7:00 AM	58	0	5	63	5	8%	17	32	27%	51%
			8:30 AM	205	3	7	216	11	5%	48	117	22%	54%
			4:00 PM	267	1	6	274	7	3%	35	188	13%	69%
			5:30 PM	154	2	4	160	6	4%	20	102	13%	64%
	L-18	C	7:00 AM	191	7	2	200	9	5%	128	30	64%	15%
			8:30 AM	278	7	7	292	14	5%	161	62	55%	21%
			4:00 PM	294	7	2	303	9	3%	135	100	45%	33%
			5:30 PM	194	6	2	202	8	4%	88	61	44%	30%
	L-20	C	7:00 AM	23	1	0	24	1	4%	0	12	0%	50%
			8:30 AM	58	3	0	61	3	5%	3	37	5%	61%
			4:00 PM	130	1	1	132	2	2%	10	92	8%	70%
			5:30 PM	79	1	2	82	3	4%	5	57	6%	70%
	L-22	C	7:00 AM	51	3	2	56	5	9%	2	23	4%	41%
			8:30 AM	67	2	3	72	5	7%	2	36	3%	50%
			4:00 PM	137	0	3	140	3	2%	10	88	7%	63%
			5:30 PM	94	2	1	97	3	3%	8	57	8%	59%
	Searsville Road	C	7:00 AM	7	0	0	7	0	0%	0	3	0%	43%
			8:30 AM	14	0	0	14	0	0%	0	10	0%	71%
			4:00 PM	30	0	1	31	1	3%	2	24	6%	77%
			5:30 PM	15	0	0	15	0	0%	0	12	0%	80%
	L-1	E	7:00 AM	43	0	5	48	5	10%	25	8	52%	17%
			8:30 AM	107	3	5	115	8	7%	25	8	22%	7%
			4:00 PM	112	1	2	115	3	3%	62	33	54%	29%
			5:30 PM	58	1	9	68	10	15%	32	19	47%	28%
	PS-9 (Hoover Garage)	E	7:00 AM	295	6	28	329	34	10%	280	3	85%	1%
			8:30 AM	412	8	46	466	54	12%	383	6	82%	1%
			4:00 PM	320	9	26	355	35	10%	296	7	83%	2%
			5:30 PM	178	3	26	207	29	14%	158	4	76%	2%
	L-1A	E	7:00 AM	5	0	1	6	1	17%	3	0	50%	0%
			8:30 AM	20	0	0	20	0	0%	6	6	30%	30%
			4:00 PM	17	0	3	20	3	15%	6	3	30%	15%
			5:30 PM	16	1	2	19	3	16%	4	4	21%	21%

Date	Parking Facility	Pod	Observation Time	Counted with Plate	No Plate	Missed with Plate	Total Vehicles	Total Plates Missed	Percent Plates Missed	Hospital-Affiliate cars	University-Affiliative Cars	Hospital %	University-Affiliative %
26-Apr-22	PS-1 (Roth Way)	A	7:00 AM	249	7	47	303	54	18%	149	26	49%	9%
			8:30 AM	309	10	43	362	53	15%	167	79	46%	22%
			4:00 PM	375	31	18	424	49	12%	150	120	35%	28%
			5:30 PM	269	32	13	314	45	14%	124	72	39%	23%
	L-17	C	7:00 AM	67	1	7	75	8	11%	16	32	21%	43%
			8:30 AM	216	5	7	228	12	5%	33	122	14%	54%
			4:00 PM	269	6	7	282	13	5%	30	164	11%	58%
			5:30 PM	162	2	6	170	8	5%	16	102	9%	60%
	L-18	C	7:00 AM	133	5	0	138	5	4%	78	24	57%	17%
			8:30 AM	230	6	4	240	10	4%	105	66	44%	28%
			4:00 PM	211	3	7	221	10	5%	62	85	28%	38%
			5:30 PM	131	3	1	135	4	3%	35	49	26%	36%
	L-20	C	7:00 AM	17	1	7	25	8	32%	1	7	4%	28%
			8:30 AM	39	6	4	49	10	20%	2	21	4%	43%
			4:00 PM	116	2	1	119	3	3%	6	76	5%	64%
			5:30 PM	77	3	0	80	3	4%	5	40	6%	50%
	Searsville Road	C	7:00 AM	10	0	1	11	1	9%	1	3	9%	27%
			8:30 AM	17	0	0	17	0	0%	1	9	6%	53%
			4:00 PM	22	0	0	22	0	0%	1	17	5%	77%
			5:30 PM	11	0	0	11	0	0%	0	10	0%	91%
	L-22	C	7:00 AM	47	3	2	52	5	10%	1	22	2%	42%
			8:30 AM	65	4	1	70	5	7%	0	38	0%	54%
			4:00 PM	66	1	1	68	2	3%	2	34	3%	50%
			5:30 PM	47	0	2	49	2	4%	1	20	2%	41%
	L-1	E	7:00 AM	29	0	1	30	1	3%	23	2	77%	7%
			8:30 AM	105	1	5	111	6	5%	64	25	58%	23%
			4:00 PM	96	1	3	100	4	4%	52	11	52%	11%
			5:30 PM	40	0	2	42	2	5%	24	9	57%	21%
	PS-9 (Hoover Garage)	E	7:00 AM	186	4	23	213	27	13%	158	4	74%	2%
			8:30 AM	315	3	31	349	34	10%	265	7	76%	2%
			4:00 PM	240	3	27	270	30	11%	188	10	70%	4%
			5:30 PM	108	1	20	129	21	16%	79	5	61%	4%
	L-1A	E	7:00 AM	5	2	0	7	2	29%	1	0	14%	0%
			8:30 AM	21	0	3	24	3	13%	3	8	13%	33%
			4:00 PM	28	1	1	30	2	7%	5	4	17%	13%
			5:30 PM	17	1	1	19	2	11%	3	5	16%	26%

Date	Parking Facility	Pod	Observation Time	Counted with Plate	No Plate	Missed with Plate	Total Vehicles	Total Plates Missed	Percent Plates Missed	Hospital-Affiliate cars	University-Affiliative Cars	Hospital %	University-Affiliative %
27-Apr-22	PS-5 Stock Farm Garage	B	7:00 AM	352	0	64	416	64	15%	219	47	53%	11%
			8:30 AM	695	0	94	789	94	12%	393	143	50%	18%
			4:00 PM	800	0	104	904	104	12%	309	333	34%	37%
			5:30 PM	441	0	53	494	53	11%	166	181	34%	37%
	L-3	D	7:00 AM	87	6	1	94	7	7%	56	7	60%	7%
			8:30 AM	101	5	5	111	10	9%	69	9	62%	8%
			4:00 PM	58	3	1	62	4	6%	36	4	58%	6%
			5:30 PM	55	4	1	60	5	8%	29	5	48%	8%
	Museum Lots	D	7:00 AM	40	1	1	42	2	5%	12	16	29%	38%
			8:30 AM	116	1	0	117	1	1%	16	73	14%	62%
			4:00 PM	144	0	2	146	2	1%	8	93	5%	64%
			5:30 PM	90	0	4	94	4	4%	6	57	6%	61%
	Oak and Welch	D	7:00 AM	56	0	2	58	2	3%	31	6	53%	10%
			8:30 AM	62	0	3	65	3	5%	30	11	46%	17%
			4:00 PM	63	0	2	65	2	3%	19	22	29%	34%
			5:30 PM	48	0	4	52	4	8%	13	17	25%	33%
	Roth Way	D	7:00 AM	35	0	0	35	0	0%	0	21	0%	60%
			8:30 AM	87	0	2	89	2	2%	0	69	0%	78%
			4:00 PM	95	1	0	96	1	1%	0	72	0%	75%
			5:30 PM	57	1	0	58	1	2%	0	35	0%	60%
	L-2	F	7:00 AM	20	0	2	22	2	9%	10	2	45%	9%
			8:30 AM	50	1	4	55	5	9%	19	13	35%	24%
			4:00 PM	57	0	4	61	4	7%	16	14	26%	23%
			5:30 PM	15	0	3	18	3	17%	4	6	22%	33%
	CAM Garage	F	7:00 AM	213	3	16	232	19	8%	143	29	62%	13%
			8:30 AM	330	10	26	366	36	10%	168	92	46%	25%
			4:00 PM	282	10	22	314	32	10%	134	88	43%	28%
			5:30 PM	129	7	11	147	18	12%	64	29	44%	20%

Date	Parking Facility	Pod	Observation Time	Counted with Plate	No Plate	Missed with Plate	Total Vehicles	Total Plates Missed	Percent Plates Missed	Hospital-Affiliate cars	University-Affiliative Cars	Hospital %	University-Affiliative %
3-May-22	Roth Way	D	7:00 AM	29	2	1	32	3	9%	0	21	0%	66%
			8:30 AM	84	4	1	89	5	6%	1	67	1%	75%
			4:00 PM	83	0	1	84	1	1%	1	70	1%	83%
			5:30 PM	51	0	1	52	1	2%	1	30	2%	58%
	PS-5 Stock Farm Garage	B	7:00 AM	N/A									
			8:30 AM	769	0	51	820	51	6%	498	165	61%	20%
			4:00 PM	960	0	72	1032	72	7%	434	396	42%	38%
			5:30 PM	533	0	82	615	82	13%	231	212	38%	34%
	Museum Lots	D	7:00 AM	31	2	1	34	3	9%	9	13	26%	38%
			8:30 AM	86	4	1	91	5	5%	13	57	14%	63%
			4:00 PM	117	1	0	118	1	1%	6	88	5%	75%
			5:30 PM	60	1	0	61	1	2%	3	44	5%	72%
	L-3	D	7:00 AM	114	2	1	118	4	3%	83	8	70%	7%
			8:30 AM	118	4	2	124	6	5%	85	5	69%	4%
			4:00 PM	72	2	2	76	4	5%	44	7	58%	9%
			5:30 PM	56	3	0	59	3	5%	34	0	58%	0%
	Oak and Welch	D	7:00 AM	61	5	0	66	5	8%	37	3	56%	5%
			8:30 AM	72	0	4	77	5	6%	35	10	45%	13%
			4:00 PM	62	1	1	64	2	3%	18	23	28%	36%
			5:30 PM	63	0	4	67	4	6%	15	23	22%	34%
	CAM Garage	F	7:00 AM	318	12	31	361	43	12%	229	42	63%	12%
			8:30 AM	505	16	39	560	55	10%	319	124	57%	22%
			4:00 PM	409	7	43	459	50	11%	223	129	49%	28%
			5:30 PM	233	5	20	258	25	10%	134	56	52%	22%
	L-2	F	7:00 AM	22	1	0	23	1	4%	13	2	57%	9%
			8:30 AM	72	3	5	80	8	10%	28	24	35%	30%
			4:00 PM	69	2	5	76	7	9%	22	27	29%	36%
			5:30 PM	25	1	3	29	4	14%	7	9	24%	31%

Date	Parking Facility	Pod	Observation Time	Counted with Plate	No Plate	Missed with Plate	Total Vehicles	Total Plates Missed	Percent Plates Missed	Hospital-Affiliate cars	University-Affiliative Cars	Hospital %	University-Affiliative %
4-May-22	PS-1 (Roth Way)	D	7:00 AM	314	15	62	391	77	20%	176	53	45%	14%
			8:30 AM	367	13	43	423	56	13%	196	105	46%	25%
			4:00 PM	412	17	42	471	59	13%	174	145	37%	31%
			5:30 PM	322	11	28	361	39	11%	129	93	36%	26%
	L-17	C	7:00 AM	68	2	3	73	5	7%	21	32	29%	44%
			8:30 AM	196	5	8	209	13	6%	43	96	21%	46%
			4:00 PM	253	1	8	262	9	3%	29	166	11%	63%
			5:30 PM	159	0	3	162	3	2%	15	103	9%	64%
	L-18	C	7:00 AM	152	2	4	158	6	4%	86	24	54%	15%
			8:30 AM	240	6	4	250	10	4%	124	67	50%	27%
			4:00 PM	223	5	4	232	9	4%	93	74	40%	32%
			5:30 PM	164	5	6	175	11	6%	59	52	34%	30%
	L-20	C	7:00 AM	15	1	2	18	3	17%	1	7	6%	39%
			8:30 AM	41	1	3	45	4	9%	3	26	7%	58%
			4:00 PM	120	1	1	122	2	2%	7	88	6%	72%
			5:30 PM	90	1	6	97	7	7%	5	60	5%	62%
	PS-5 Stock Farm Garage	B	7:00 AM	530	23	17	570	40	7%	364	57	64%	10%
			8:30 AM	876	33	20	929	53	6%	543	196	58%	21%
			4:00 PM	N/A					0%				
			5:30 PM	N/A					0%				
	PS-9 (Hoover Garage)	E	7:00 AM	271	13	29	313	42	13%	252	3	81%	1%
			8:30 AM	408	13	38	459	51	11%	375	9	82%	2%
			4:00 PM	297	3	28	328	31	9%	270	7	82%	2%
			5:30 PM	166	3	17	186	20	11%	152	2	82%	1%
	L-1	E	7:00 AM	35	2	3	40	5	13%	24	2	60%	5%
			8:30 AM	97	5	8	110	13	12%	59	25	54%	23%
			4:00 PM	109	2	6	117	8	7%	63	27	54%	23%
			5:30 PM	55	0	1	56	1	2%	30	14	54%	25%
	L-1A	E	7:00 AM	10	0	1	11	1	9%	4	1	36%	9%
			8:30 AM	23	0	3	26	3	12%	11	3	42%	12%
			4:00 PM	32	0	3	35	3	9%	11	8	31%	23%
			5:30 PM	24	1	2	27	3	11%	10	4	37%	15%

Date	Parking Facility	Pod	Observation Time	Counted with Plate	No Plate	Missed with Plate	Total Vehicles	Total Plates Missed	Percent Plates Missed	Hospital-Affiliate cars	University-Affiliative Cars	Hospital %	University-Affiliative %
10-May-22	PS-1 (Roth Way)	C	7:00 AM	320	12	24	356	36	10%	180	56	51%	16%
			8:30 AM	350	11	30	391	41	10%	202	91	52%	23%
			4:00 PM	412	N/A	N/A	412	0	0%	170	139	41%	34%
			5:30 PM	312	N/A	N/A	312	0	0%	127	102	41%	33%
	L-17	C	7:00 AM	68	1	5	74	6	8%	17	40	23%	54%
			8:30 AM	178	4	2	184	6	3%	40	104	22%	57%
			4:00 PM	237	4	5	246	9	4%	36	153	15%	62%
			5:30 PM	137	5	6	148	11	7%	22	82	15%	55%
	L-18	C	7:00 AM	173	8	2	183	10	5%	94	31	51%	17%
			8:30 AM	247	10	3	260	13	5%	130	54	50%	21%
			4:00 PM	237	7	8	252	15	6%	103	83	41%	33%
			5:30 PM	158	4	2	164	6	4%	61	63	37%	38%
	L-20	C	7:00 AM	17	1	2	20	3	15%	0	9	0%	45%
			8:30 AM	50	1	2	53	3	6%	7	29	13%	55%
			4:00 PM	132	4	5	141	9	6%	14	90	10%	64%
			5:30 PM	95	5	6	106	11	10%	12	53	11%	50%
	L-1	E	7:00 AM	34	2	5	41	7	17%	22	4	54%	10%
			8:30 AM	103	3	7	113	10	9%	67	21	59%	19%
			4:00 PM	119	0	7	126	7	6%	62	33	49%	26%
			5:30 PM	56	4	4	64	8	13%	27	14	42%	22%
	PS-9 (Hoover Garage)	E	7:00 AM	301	8	31	340	39	11%	281	3	83%	1%
			8:30 AM	434	13	43	490	56	11%	400	10	82%	2%
			4:00 PM	338	7	32	377	39	10%	310	10	82%	3%
			5:30 PM	184	7	28	219	35	16%	162	6	74%	3%
	L-1A	E	7:00 AM	10	0	2	12	2	17%	3	1	25%	8%
			8:30 AM	30	0	2	32	2	6%	6	5	19%	16%
			4:00 PM	27	0	2	29	2	7%	7	5	24%	17%
			5:30 PM	21	1	1	23	2	9%	6	5	26%	22%

Date	Parking Facility	Pod	Observation Time	Counted with Plate	No Plate	Missed with Plate	Total Vehicles	Total Plates Missed	Percent Plates Missed	Hospital-Affiliate cars	University-Affiliative Cars	Hospital %	University-Affiliative %
11-May-22	Roth Way	D	7:00 AM	39	0	0	39	0	0%	0	27	0%	69%
			8:30 AM	83	2	0	85	2	2%	1	67	1%	79%
			4:00 PM	103	1	1	105	2	2%	2	77	2%	73%
			5:30 PM	69	1	3	73	4	5%	2	40	3%	55%
	Museum Lots	D	7:00 AM	34	1	2	37	3	8%	10	15	27%	41%
			8:30 AM	94	1	2	97	3	3%	12	63	12%	65%
			4:00 PM	128	2	0	130	2	2%	4	96	3%	74%
			5:30 PM	62	1	2	65	3	5%	2	41	3%	63%
	L-3	D	7:00 AM	115	5	1	121	6	5%	84	8	69%	7%
			8:30 AM	113	5	2	120	7	6%	83	8	69%	7%
			4:00 PM	84	2	3	89	5	6%	58	8	65%	9%
			5:30 PM	73	2	0	75	2	3%	45	5	60%	7%
	Oak and Welch	D	7:00 AM	62	1	2	65	3	5%	33	10	51%	15%
			8:30 AM	74	1	3	78	4	5%	33	19	42%	24%
			4:00 PM	60	1	1	62	2	3%	24	21	39%	34%
			5:30 PM	48	1	1	50	2	4%	16	15	32%	30%
	CAM Garage	F	7:00 AM	284	11	22	317	33	10%	207	33	65%	10%
			8:30 AM	498	18	43	559	61	11%	316	106	57%	19%
			4:00 PM	425	13	22	460	35	8%	244	111	53%	24%
			5:30 PM	253	8	16	277	24	9%	159	55	57%	20%
	L-2	F	7:00 AM	18	0	4	22	4	18%	7	5	32%	23%
			8:30 AM	63	3	4	70	7	10%	20	21	29%	30%
			4:00 PM	53	3	5	61	8	13%	15	18	25%	30%
			5:30 PM	32	5	1	38	6	16%	11	10	29%	26%
	PS-5 Stock Farm Garage		7:00 AM	474	40	38	552	78	14%	341	48	62%	9%
			8:30 AM	795	49	47	891	96	11%	531	162	60%	18%
			4:00 PM	969	39	60	1,068	99	9%	459	393	43%	37%
			5:30 PM	550	25	40	615	65	11%	251	214	41%	35%

Date	Parking Facility	Pod	Observation Time	Counted with Plate	No Plate	Missed with Plate	Total Vehicles	Total Plates Missed	Percent Plates Missed	Hospital-Affiliate cars	University-Affiliative Cars	Hospital %	University-Affiliative %
17-May-22	PS-1 (Roth Way)	D	7:00 AM	26	1	0	27	1	4%	0	18	0%	67%
			8:30 AM	78	3	0	81	3	4%	0	65	0%	80%
			4:00 PM	92	3	3	98	6	6%	1	74	1%	76%
			5:30 PM	92	0	4	96	4	4%	1	41	1%	43%
	Museum Lots	D	7:00 AM	29	1	0	30	1	3%	5	13	17%	43%
			8:30 AM	78	2	6	86	8	9%	8	49	9%	57%
			4:00 PM	127	2	1	130	3	2%	7	93	5%	72%
			5:30 PM	90	1	10	101	11	11%	4	49	4%	49%
	L-3	D	7:00 AM	117	4	13	134	17	13%	83	9	62%	7%
			8:30 AM	118	5	13	136	18	13%	87	9	64%	7%
			4:00 PM	95	1	9	105	10	10%	63	10	60%	10%
			5:30 PM	83	1	6	90	7	8%	52	7	58%	8%
	Oak and Welch	D	7:00 AM	65	0	4	69	4	6%	35	8	51%	12%
			8:30 AM	76	0	4	80	4	5%	36	16	45%	20%
			4:00 PM	72	1	0	73	1	1%	23	32	32%	44%
			5:30 PM	50	4	10	64	14	22%	14	29	22%	45%
	L-2	F	7:00 AM	23	1	1	25	2	8%	10	8	40%	32%
			8:30 AM	68	3	12	83	15	18%	21	25	25%	30%
			4:00 PM	60	3	4	67	7	10%	16	25	24%	37%
			5:30 PM	25	1	6	32	7	22%	6	10	19%	31%
	CAM Garage	F	7:00 AM	309	16	32	357	48	13%	213	38	60%	11%
			8:30 AM	518	23	48	589	71	12%	315	125	53%	21%
			4:00 PM	431	17	33	481	50	10%	238	129	49%	27%
			5:30 PM	219	13	23	255	36	14%	134	52	53%	20%
	PS-5 Stock Farm		7:00 AM	505	30	23	558	53	9%	350	63	63%	11%
			8:30 AM	871	29	42	942	71	8%	530	211	56%	22%
			4:00 PM	916	29	35	980	64	7%	391	399	40%	41%
			5:30 PM	486	7	32	525	39	7%	228	187	43%	36%

Date	Parking Facility	Pod	Observation Time	Counted with Plate	No Plate	Missed with Plate	Total Vehicles	Total Plates Missed	Percent Plates Missed	Hospital-Affiliate cars	University-Affiliative Cars	Hospital %	University-Affiliative %
18-May-22	PS-1 (Roth Way)	D	7:00 AM	329	11	45	385	56	15%	173	41	45%	11%
			8:30 AM	351	11	40	402	51	13%	192	89	48%	22%
			4:00 PM	404	20	50	474	70	15%	163	149	34%	31%
			5:30 PM	284	19	20	323	39	12%	109	100	34%	31%
	L-17	C	7:00 AM	64	1	5	70	6	9%	18	36	26%	51%
			8:30 AM	184	6	3	193	9	5%	36	107	19%	55%
			4:00 PM	261	4	11	276	15	5%	32	173	12%	63%
			5:30 PM	146	2	10	158	12	8%	18	95	11%	60%
	L-18	C	7:00 AM	176	5	2	183	7	4%	97	33	53%	18%
			8:30 AM	237	8	2	247	10	4%	120	59	49%	24%
			4:00 PM	208	8	2	218	10	5%	86	73	39%	33%
			5:30 PM	152	9	1	162	10	6%	58	53	36%	33%
	L-20	C	7:00 AM	14	1	2	17	3	18%	0	6	0%	35%
			8:30 AM	51	1	2	54	3	6%	8	31	15%	57%
			4:00 PM	107	1	4	112	5	4%	10	65	9%	58%
			5:30 PM	58	1	3	62	4	6%	5	26	8%	42%
	L-1	E	7:00 AM	36	2	3	41	5	12%	24	5	59%	12%
			8:30 AM	120	2	5	127	7	6%	64	34	50%	27%
			4:00 PM	106	1	9	116	10	9%	60	28	52%	24%
			5:30 PM	56	0	5	61	5	8%	26	19	43%	31%
	PS-9 (Hoover Garage)	E	7:00 AM	275	12	26	313	38	12%	259	1	83%	0%
			8:30 AM	395	17	34	446	51	11%	370	6	83%	1%
			4:00 PM	327	11	26	364	37	10%	297	9	82%	2%
			5:30 PM	178	11	23	212	34	16%	158	5	75%	2%
	L-1A	E	7:00 AM	8	0	6	14	6	43%	3	0	21%	0%
			8:30 AM	21	0	5	26	5	19%	7	2	27%	8%
			4:00 PM	23	0	6	29	6	21%	4	8	14%	28%
			5:30 PM	23	0	5	28	5	18%	6	6	21%	21%

Date	Parking Facility	Pod	Observation Time	Counted with Plate	No Plate	Missed with Plate	Total Vehicles	Total Plates Missed	Percent Plates Missed	Hospital-Affiliate cars	University-Affiliative Cars	Hospital %	University-Affiliative %
4-Oct-22	PS-1 (Roth Way)	A	7:00 AM	369	21	15	405	36	9%	193	54	48%	13%
		A	8:30 AM	436	15	16	467	31	7%	223	116	48%	25%
		A	4:00 PM	440	13	30	483	43	9%	176	156	36%	32%
		A	5:30 PM	287	8	20	315	28	9%	120	87	38%	28%
	Roth Way	A	7:00 AM	33	0	1	34	1	3%	0	23	0%	68%
		A	8:30 AM	91	0	1	92	1	1%	2	73	2%	79%
		A	4:00 PM	92	0	1	93	1	1%	3	74	3%	80%
		A	5:30 PM	65	0	1	66	1	2%	2	33	3%	50%
	Museum Lots	A	7:00 AM	30	0	13	43	13	30%	9	10	21%	23%
		A	8:30 AM	94	0	13	107	13	12%	11	64	10%	60%
		A	4:00 PM	124	0	7	131	7	5%	3	106	2%	81%
		A	5:30 PM	65	0	3	68	3	4%	1	51	1%	75%
	L-1	E	7:00 AM	22	0	0	22	0	0%	13	5	59%	23%
		E	8:30 AM	86	7	12	105	19	18%	45	29	43%	28%
		E	4:00 PM	116	2	2	120	4	3%	46	40	38%	33%
		E	5:30 PM	64	0	3	67	3	4%	23	23	34%	34%
	PS-9 (Hoover Garage)	E	7:00 AM	349	0	36	385	36	9%	317	2	82%	1%
		E	8:30 AM	429	23	23	475	46	10%	382	9	80%	2%
		E	4:00 PM	373	13	24	410	37	9%	331	11	81%	3%
		E	5:30 PM	226	13	18	257	31	12%	188	6	73%	2%
	L-1A	E	7:00 AM	13	0	3	16	3	19%	6	0	38%	0%
		E	8:30 AM	35	1	3	39	4	10%	11	8	28%	21%
		E	4:00 PM	37	3	3	43	6	14%	11	13	26%	30%
		E	5:30 PM	22	2	3	27	5	19%	5	6	19%	22%

Date	Parking Facility	Pod	Observation Time	Counted with Plate	No Plate	Missed with Plate	Total Vehicles	Total Plates Missed	Percent Plates Missed	Hospital-Affiliate cars	University-Affiliative Cars	Hospital %	University-Affiliative %
5-Oct-22	L-3	F	7:00 AM	113	5	10	128	15	12%	78	5	61%	4%
		F	8:30 AM	121	3	6	130	9	7%	79	8	61%	6%
		F	4:00 PM	87	3	4	94	7	7%	56	11	60%	12%
		F	5:30 PM	81	3	2	86	5	6%	51	10	59%	12%
	CAM Garage	F	7:00 AM	358	19	36	413	55	13%	234	62	57%	15%
		F	8:30 AM	540	18	45	603	63	10%	317	123	53%	20%
		F	4:00 PM	460	16	26	502	42	8%	231	130	46%	26%
		F	5:30 PM	274	9	15	298	24	8%	160	59	54%	20%
	L-2	F	7:00 AM	30	0	1	31	1	3%	12	8	39%	26%
		F	8:30 AM	74	0	4	78	4	5%	23	21	29%	27%
		F	4:00 PM	84	2	4	90	6	7%	18	34	20%	38%
		F	5:30 PM	41	0	0	41	0	0%	7	13	17%	32%
	PS-5 (Stock Farm)	B	7:00 AM	341	0	50	391	50	13%	237	43	61%	11%
		B	8:30 AM	559	0	54	613	54	9%	361	127	59%	21%
		B	4:00 PM	997	35	33	1,065	68	6%	454	382	43%	36%
		B	5:30 PM	584	30	19	633	49	8%	273	210	43%	33%
	Oak and Welch	C	7:00 AM	63	0	2	65	2	3%	29	16	45%	25%
		C	8:30 AM	71	0	2	73	2	3%	34	22	47%	30%
		C	4:00 PM	70	0	3	73	3	4%	25	27	34%	37%
		C	5:30 PM	59	0	2	61	2	3%	18	19	30%	31%
	L-17	C	7:00 AM	66	0	6	72	6	8%	17	37	24%	51%
		C	8:30 AM	200	3	12	215	15	7%	46	108	21%	50%
		C	4:00 PM	251	0	7	258	7	3%	31	159	12%	62%
		C	5:30 PM	136	0	8	144	8	6%	19	82	13%	57%
	L-18	C	7:00 AM	182	0	8	190	8	4%	94	30	49%	16%
		C	8:30 AM	234	0	4	238	4	2%	115	59	48%	25%
		C	4:00 PM	240	0	12	252	12	5%	83	87	33%	35%
		C	5:30 PM	159	0	6	165	6	4%	62	46	38%	28%
	L-20	C	7:00 AM	17	0	3	38	21	55%	0	12	0%	32%
		C	8:30 AM	61	0	4	83	22	27%	6	40	7%	48%
		C	4:00 PM	138	0	6	165	27	16%	17	95	10%	58%
		C	5:30 PM	81	0	3	105	24	23%	12	53	11%	50%

Date	Parking Facility	Pod	Observation Time	Counted with Plate	No Plate	Missed with Plate	Total Vehicles	Total Plates Missed	Percent Plates Missed	Hospital-Affiliate cars	University-Affiliative Cars	Hospital %	University-Affiliative %
11-Oct-22	L-17	C	7:00 AM	67	0	7	74	7	9%	19	33	26%	45%
		C	8:30 AM	186	0	9	195	9	5%	36	105	18%	54%
		C	4:00 PM	263	4	10	277	14	5%	28	174	10%	63%
		C	5:30 PM	141	1	4	146	5	3%	20	89	14%	61%
	L-18	C	7:00 AM	200	0	15	215	15	7%	103	33	48%	15%
		C	8:30 AM	248	0	18	266	18	7%	121	56	45%	21%
		C	4:00 PM	249	4	9	262	13	5%	92	86	35%	33%
		C	5:30 PM	175	1	6	182	7	4%	63	54	35%	30%
	Oak and Welch	C	7:00 AM	60	0	5	65	5	8%	28	9	43%	14%
		C	8:30 AM	68	0	3	71	3	4%	31	14	44%	20%
		C	4:00 PM	60	0	4	64	4	6%	19	23	30%	36%
		C	5:30 PM	71	0	1	72	1	1%	14	28	19%	39%
	L-20	C	7:00 AM	19	0	3	40	21	53%	5	9	13%	23%
		C	8:30 AM	48	0	5	71	23	32%	8	29	11%	41%
		C	4:00 PM	116	3	3	136	20	15%	16	91	12%	67%
		C	5:30 PM	66	1	4	85	19	22%	9	46	11%	54%
	PS-5 (Stock Farm)	B	7:00 AM	602	0	60	662	60	9%	422	79	64%	12%
		B	8:30 AM	994	0	71	1,065	71	7%	600	254	56%	24%
		B	4:00 PM	1023	30	25	1,078	55	5%	477	393	44%	36%
		B	5:30 PM	559	23	17	599	40	7%	262	448	44%	75%
	L-3	F	7:00 AM	120	5	5	130	10	8%	88	7	68%	5%
		F	8:30 AM	112	4	5	121	9	7%	80	6	66%	5%
		F	4:00 PM	79	7	4	90	11	12%	51	7	57%	8%
		F	5:30 PM	73	5	4	82	9	11%	39	4	48%	5%
	CAM	F	7:00 AM	386	11	32	429	43	10%	249	60	58%	14%
		F	8:30 AM	595	26	37	658	63	10%	339	168	52%	26%
		F	4:00 PM	404	16	22	442	38	9%	218	124	49%	28%
		F	5:30 PM	255	6	15	276	21	8%	156	55	57%	20%
	L-2	F	7:00 AM	29	0	1	30	1	3%	13	7	43%	23%
		F	8:30 AM	85	1	3	89	4	4%	31	25	35%	28%
		F	4:00 PM	80	2	5	87	7	8%	26	29	30%	33%
		F	5:30 PM	39	0	1	40	1	3%	14	15	35%	38%

Date	Parking Facility	Pod	Observation Time	Counted with Plate	No Plate	Missed with Plate	Total Vehicles	Total Plates Missed	Percent Plates Missed	Hospital-Affiliate cars	University-Affiliative Cars	Hospital %	University-Affiliative %
12-Oct-22	PS-1 (Roth Way)	A	7:00 AM	371	7	7	385	14	4%	169	56	44%	15%
		A	8:30 AM	402	7	6	415	13	3%	194	109	47%	26%
		A	4:00 PM	435	13	5	453	18	4%	164	150	36%	33%
		A	5:30 PM	311	9	3	323	12	4%	120	102	37%	32%
	Roth Way	A	7:00 AM	33	0		33	0	0%	0	22	0%	67%
		A	8:30 AM	85	1	1	87	2	2%	2	70	2%	80%
		A	4:00 PM	112	1	4	117	5	4%	9	79	8%	68%
		A	5:30 PM	81	0	3	84	3	4%	2	50	2%	60%
	Museum Lots	A	7:00 AM	35	1	2	38	3	8%	12	14	32%	37%
		A	8:30 AM	109	3		112	3	3%	15	71	13%	63%
		A	4:00 PM	155	5	4	164	9	5%	4	115	2%	70%
		A	5:30 PM	69	2	1	72	3	4%	1	48	1%	67%
	L-1	E	7:00 AM	21	0	0	21	0	0%	10	3	48%	14%
		E	8:30 AM	80	0	3	83	3	4%	43	23	52%	28%
		E	4:00 PM	106	2	1	109	3	3%	44	32	40%	29%
		E	5:30 PM	57	2	3	62	5	8%	24	15	39%	24%
	PS-9 (Hoover Garage)	E	7:00 AM	351	6	16	373	22	6%	316	3	85%	1%
		E	8:30 AM	505	8	16	529	24	5%	441	13	83%	2%
		E	4:00 PM	409	1	5	415	6	1%	353	9	85%	2%
		E	5:30 PM	245	3	7	255	10	4%	220	6	86%	2%
	L-1A	E	7:00 AM	12	0	4	16	4	25%	5	1	31%	6%
		E	8:30 AM	26	0	8	34	8	24%	9	2	26%	6%
		E	4:00 PM	29	1	5	35	6	17%	6	11	17%	31%
		E	5:30 PM	15	1	2	18	3	17%	3	4	17%	22%

Source: AECOM (2023)

Table F-6 Challenges with Data

Date	Parking Facility	Observation Time	Action Item
19-Apr-22	PS-1 (Roth Way)	4:00 PM	Stanford sent revised version 2 of the dataset on May 5, 2022 via email.
26-Apr-22	PS-1 (Roth Way)	7:00 AM	Stanford sent revised version 2 of the dataset on May 5, 2022 via email.
3-May-22	PS-5 (Stock Farm)	7:00 AM	Cameras did not function. No reading results for this dataset.
4-May-22	PS-5 (Stock Farm)	4:00 PM	No data from Stanford or Ride Along sheets. No reading results for this dataset.
4-May-22	PS-5 (Stock Farm)	5:30 PM	No data from Stanford or Ride Along sheets. No reading results for this dataset.
10-May-22	PS-1 (Roth Way)	4:00 PM	Observer no show. No missed plates were documented. Plate Counts integrated into Table F-5.
10-May-22	PS-1 (Roth Way)	5:30 PM	Observer no show. No missed plates were documented. Plate Counts integrated into Table F-5.

Source: AECOM (2022)

Hospital- and University-Affiliated Vehicle Results

The cordon count is adjusted based on the number of parked cars associated with the hospital or university parked in shared facilities. The number of cars parked in each facility is multiplied by the proportion of those cars affiliated with the university or the hospital, depending on the facility location. These proportions are determined based on the parking affiliate information associated with each vehicle collected from the truck scans. University parking observed in parking facilities outside the cordon is added to the cordon count. Hospital parking observed in parking facilities inside the cordon is subtracted from the cordon count. All vehicles without a valid affiliation are assumed to be parked appropriately for their locations respective to the cordon line (that is, vehicles parked inside are assumed to be university-affiliated, and vehicles parked outside are assumed to be hospital-affiliated); these include missed scans and cars with no parking permit linked with their license plate.

Among the vehicles recorded in the annual count (including both fall and spring), 46 percent of vehicles held a hospital permit, and 27 percent of vehicles held a university permit. Similarly, the spring 2022 count witnessed an average of 46 percent holding a hospital permit with 27 percent of the vehicles permitted as university-affiliated. The remaining 27 percent of vehicles were not issued either a hospital or university permit. In fall 2022, 47 percent of vehicles were designated with a hospital permit, and 28 percent of the vehicles were affiliated with the university.

Inside the cordon, an average of 40 percent of vehicles held hospital permits and 33 percent of vehicles held university permits in the 2022 annual count. The parking facilities outside the cordon had significantly more vehicles with hospital permits (64 percent) than vehicles with university permits (11 percent).

Final Ratios for the Cordon Count Adjustments

Tables F-7, F-8, F-10, and F-11 depict the spring 2022 6-week averages based on parking facility location and count time (7:00 AM, 8:30 AM, 4:00 PM, and 5:30 PM). Likewise, Table F-13, F-14, F-16, and F-17 depict the fall 2022 2-week averages. Tables F-7 through F-17 summarize the average number of vehicle and their corresponding permit type over the course of the 6-week or 2-week count time. Tables F-9 and F-12, combine the morning count times to create an AM period (7:00 AM and 8:30 AM) and Tables F-15 and F-18 combine the evening count times to create a PM period (4:00 PM and 5:30 PM). These combined AM and PM numbers are used in the cordon count adjustment toward Stanford traffic count and no-net-new-trips compliance.

As displayed in Figure F-9, 11 percent of the vehicles parked in the facilities outside the cordon during the AM peak hour were added to the total traffic for the spring count weeks because they were campus-affiliated vehicles. Outside the cordon, 46 percent of the vehicles parked in the shared facilities were subtracted from the total cordon counts in the spring of 2022 morning counts because they were hospital-affiliated vehicles. During the PM peak hour, 26 percent of the PM peak hour vehicles parked outside the cordon were added to the spring traffic counts (Table F-12) because they were campus affiliated. Inside the cordon boundary, 45 percent of the vehicles parked in shared facilities were subtracted from the cordon totals because they were hospital-affiliated vehicles. In the fall 2022 AM peak hour, 12 percent of the vehicles parked outside the cordon are added to the total because they were campus affiliated, and 46 percent of those parked inside the cordon were subtracted because they were hospital affiliated (Table F-15). For the PM peak hour in fall 2022, 18 percent outside the cordon were added to the total because they were campus affiliated, and 33 percent inside the cordon were subtracted because they were hospital affiliated (Table F-18). These ratios of campus and hospital affiliation result in adjustments toward the final cordon count numbers.

Note that not all parking facilities are in shared use during each week of the data collection. Thus, the data collection facilities change between the spring and the fall.

Table F-7 7:00 AM Data – Spring 2022 – 6-Week Averages

Name	Raw Numbers 6-Week Average, Not Including Missed Runs			Percentages (average based on all data) ³	
	Total cars (Including Missed Scans and Unaffiliated)	Hospital	University	Hospital	University
L-1	41	22	4	54%	10%
L-1A	11	3	1	26%	5%
PS-9 (Hoover Garage)	310	253	3	81%	1%
Subtotal	362	278	8	77%	2%
L-2	27	11	6	40%	21%
CAM	316	199	36	63%	11%
Subtotal	343	210	42	61%	12%
L-3	121	80	8	66%	7%
Outside Subtotal	826	568	57	69%	7%
L-17	72	18	35	25%	48%
L-18	177	98	29	55%	16%
L-20	21	1	9	5%	40%
L-22	54	2	23	3%	42%
Searsville Road	9	1	3	1%	33%
Museum Lots	35	10	14	28%	40%
Oak Road and Welch Road	65	36	8	55%	12%
PS-1 (Roth Way)	281	132	40	47%	14%
PS-5 (Stock Farm)	514	315	53	61%	10%
Inside Subtotal	1,228	611	212	50%	17%

Source: AECOM (2022)

³ Percentages are based on all data averaged, not raw numbers in these tables.

Table F-8 8:30 AM Data – Spring 2022 – 6-Week Averages

Name	Raw Numbers 6-Week Average, Not Including Missed Runs			Percentages (average based on all data) ⁴	
	Total cars (Including Missed Scans and Unaffiliated)	Hospital	University	Hospital	University
L-1	115	56	23	49%	20%
L-1A	24	7	5	27%	20%
PS-9 (Hoover Garage)	448	363	8	81%	2%
Subtotal	587	426	36	72%	6%
L-2	77	26	20	33%	25%
CAM	524	282	111	54%	21%
Subtotal	601	308	130	51%	22%
L-3	125	84	8	67%	6%
Outside Subtotal	1,313	818	174	62%	13%
L-17	207	39	110	19%	53%
L-18	258	129	60	50%	23%
L-20	54	5	30	8%	56%
L-22	71	1	37	1%	52%
Searsville Road	16	1	10	3%	61%
Museum Lots	102	13	64	13%	63%
Oak Road and Welch Road	74	34	16	46%	22%
PS-1 (Roth Way)	329	150	85	45%	26%
PS-5 (Stock Farm)	887	500	180	56%	20%
Inside Subtotal	1,997	870	592	44%	30%

Source: AECOM (2022)

⁴ Percentages are based on all data averaged, not raw numbers in these tables.

Table F-9 7:00 and 8:30 AM Data from Tables F-7 and F-8 – 6-Week Averages

Name	Raw Numbers 6- Week Average, Not Including Missed Runs			Percentages (average based on all data) ⁵	
	Total cars (Including Missed Scans and Unaffiliated)	Hospital	University	Hospital	University
L-1	78	39	14	50%	17%
L-1A	17	5	3	26%	15%
PS-9 (Hoover Garage)	379	308	6	81%	1%
Subtotal	475	352	22	74%	5%
L-2	52	18	13	35%	24%
CAM	420	241	73	57%	17%
Subtotal	472	259	86	55%	18%
L-3	123	82	8	67%	6%
Outside Subtotal	1,069	693	116	65%	11%
L-17	140	28	73	20%	52%
L-18	217	114	45	52%	21%
L-20	37	3	19	7%	51%
L-22	63	1	30	2%	48%
Searsville Road	12	1	6	4%	51%
Museum Lots	68	12	39	17%	57%
Oak Road and Welch Road	69	35	12	50%	17%
PS-1 (Roth Way)	305	141	62	46%	20%
PS-5 (Stock Farm)	701	407	116	58%	17%
Inside Subtotal	1,612	741	402	46%	25%

Source: AECOM (2022)

⁵ Percentages are based on all data averaged, not raw numbers in these tables.

Table F-10 4:00 PM Data –Spring 2022 – 6-Week Averages

Name	Raw Numbers 6- Week Average, Not Including Missed Runs			Percentages (average based on all data) ⁶	
	Total cars (Including Missed Scans and Unaffiliated)	Hospital	University	Hospital	University
L-1	116	60	27	52%	23%
L-1A	29	6	6	21%	21%
PS-9 (Hoover Garage)	347	278	9	80%	3%
Subtotal	491	344	42	70%	9%
L-2	72	18	22	25%	30%
CAM	439	214	117	49%	27%
Subtotal	511	232	139	45%	27%
L-3	87	53	8	61%	9%
Outside Subtotal	1,089	629	189	58%	17%
L-17	267	31	168	12%	63%
L-18	246	97	83	40%	34%
L-20	129	9	86	7%	66%
L-22	104	6	61	6%	59%
Searsville Road	27	2	21	6%	77%
Museum Lots	129	7	91	5%	71%
Oak Road and Welch Road	66	23	25	35%	37%
PS-1 (Roth Way)	373	132	125	35%	33%
PS-5 (Stock Farm)	973	402	358	41%	37%
Inside Subtotal	2,313	708	1,016	31%	44%

Source: AECOM (2022)

⁶ Percentages are based on all data averaged, not raw numbers in these tables.

Table F-11 5:30 PM Data – Spring 2022 – 6-Week Averages

Name	Raw Numbers 6- Week Average, Not Including Missed Runs			Percentages (average based on all data) ⁷	
	Total cars (Including Missed Scans and Unaffiliated)	Hospital	University	Hospital	University
L-1	59	28.3	14	48%	24%
L-1A	22	5.3	4.3	25%	20%
PS-9 (Hoover Garage)	195	145.7	4.5	75%	2%
Subtotal	275	179	23	65%	8%
L-2	30	7.7	8.7	25%	29%
CAM	250	129.3	53	52%	21%
Subtotal	280	137	62	49%	22%
L-3	74	43.2	4.3	59%	6%
Outside Subtotal	629	360	89	57%	14%
L-17	159	17.5	97.3	11%	61%
L-18	170	62.8	56	37%	33%
L-20	87	7.2	48.8	8%	56%
L-22	73	4.5	38.5	6%	53%
Searsville Road	13	0	11	0%	85%
Museum Lots	73	3.3	44	5%	60%
Oak Road and Welch Road	59	15.7	21.3	27%	36%
PS-1 (Roth Way)	279	99	82.3	35%	29%
PS-5 (Stock Farm)	561	227	188.7	40%	34%
Inside Subtotal	1,474	437	588	30%	40%

Source: AECOM (2022)

⁷ Percentages are based on all data averaged, not raw numbers in these tables.

Table F-12 4:00 and 5:30 PM Data from Tables F-10 and F-11 – Spring 2022 – 6-Week Averages

Name	Raw Numbers 6- Week Average, Not Including Missed Runs			Percentages (average based on all data) ⁸	
	Total cars (Including Missed Scans and Unaffiliated)	Hospital	University	Hospital	University
L-1	87	44	21	50%	24%
L-1A	25	6	5	23%	21%
PS-9 (Hoover Garage)	83	4	45	4%	1,220%
Subtotal	196	54	71	27%	36%
L-2	51	13	15	25%	30%
CAM	344	172	85	51%	24%
Subtotal	395	184	100	47%	25%
L-3	80	48	6	60%	8%
Outside Subtotal	671	286	177	43%	26%
L-17	213	24	133	12%	62%
L-18	208	80	69	39%	34%
L-20	108	8	67	8%	61%
L-22	89	5	50	6%	56%
Searsville Road	20	1	16	3%	81%
Museum Lots	101	5	68	5%	66%
Oak Road and Welch Road	62	19	23	31%	37%
PS-1 (Roth Way)	326	116	103	35%	31%
PS-5 (Stock Farm)	767	314	273	41%	36%
Inside Subtotal	1,894	573	802	30%	42%

Source: AECOM (2022)

⁸ Percentages are based on all data averaged, not raw numbers in these tables.

Table F-13 7:00 AM Data – Fall 2022 – 2-Week Averages

Name	Raw Numbers 2-Week Average (Fall) Not Including Missed Runs			Percentages (average based on all data) ⁹	
	Total cars (Including Missed Scans and Unaffiliated)	Hospital	University	Hospital	University
L-1	22	12	4	53%	19%
L-1A	16	6	1	34%	3%
PS-9 (Hoover Garage)	379	317	3	84%	1%
Subtotal	417	334	7	80%	2%
L-2	31	13	8	41%	25%
CAM	421	242	61	57%	14%
Subtotal	452	254	69	56%	15%
L-3	127	83	6	66%	5%
Outside Subtotal	995	671	82	67%	8%
L-17	73	18	35	25%	48%
L-18	203	99	32	49%	16%
L-20	39	3	11	6%	27%
Roth Way	34	-	23	0%	67%
Museum Lots	41	11	12	26%	30%
Oak Road and Welch Road	65	29	13	44%	19%
PS-1 (Roth Way)	395	192	57	49%	14%
PS-5 (Stock Farm)	527	330	61	63%	12%
Inside Subtotal	1,375	680	242	49%	18%

Source: AECOM (2023)

⁹ Percentages are based on all data averaged, not raw numbers in these tables.

Table F-14 8:30 AM Data – Fall 2022 – 2-Week Averages

Name	Raw Numbers 2-Week Average (Fall) Not Including Missed Runs			Percentages (average based on all data) ¹⁰	
	Total cars (Including Missed Scans and Unaffiliated)	Hospital	University	Hospital	University
L-1	94	44	26	47%	28%
L-1A	37	10	5	27%	14%
PS-9 (Hoover Garage)	502	412	11	82%	2%
Subtotal	633	466	42	74%	7%
L-2	84	27	23	32%	28%
CAM	631	328	146	52%	23%
Subtotal	714	355	169	50%	24%
L-3	126	80	7	63%	6%
Outside Subtotal	1,472	900	218	61%	15%
L-17	205	41	107	20%	52%
L-18	252	118	58	47%	23%
L-20	77	7	35	9%	45%
Roth Way	90	2	72	2%	80%
Museum Lots	110	13	68	12%	62%
Oak Road and Welch Road	72	33	18	45%	25%
PS-1 (Roth Way)	441	209	113	47%	26%
PS-5 (Stock Farm)	839	481	191	57%	23%
Inside Subtotal	2,085	903	659	43%	32%

Source: AECOM (2023)

¹⁰ Percentages are based on all data averaged, not raw numbers in these tables.

Table F-15 7:00 and 8:30 AM Data from Tables F-13 and F-14– Fall 2022 – 2-Week Averages

Name	Raw Numbers 2-Week Average (Fall) Not Including Missed Runs			Percentages (average based on all data) ¹¹	
	Total cars (Including Missed Scans and Unaffiliated)	Hospital	University	Hospital	University
L-1	58	28	15	48%	26%
L-1A	26	8	3	30%	10%
PS-9 (Hoover Garage)	441	364	7	83%	2%
Subtotal	525	400	25	76%	5%
L-2	57	20	15	35%	27%
CAM	526	285	103	54%	20%
Subtotal	583	305	119	52%	20%
L-3	126	81	7	64%	5%
Outside Subtotal	1,233	785	150	64%	12%
L-17	139	30	71	21%	51%
L-18	227	108	45	48%	20%
L-20	58	5	23	8%	39%
Roth Way	62	1	47	2%	76%
Museum Lots	75	12	40	16%	53%
Oak Road and Welch Road	69	31	15	45%	22%
PS-1 (Roth Way)	418	200	85	48%	20%
PS-5 (Stock Farm)	683	405	126	59%	18%
Inside Subtotal	1,730	791	450	46%	26%

Source: AECOM (2023)

¹¹ Percentages are based on all data averaged, not raw numbers in these tables.

Table F-16 4:00 PM Data- Fall 2022 – 2-week averages

Name	Raw Numbers 2-Week Average (Fall) Not Including Missed Runs			Percentages (average based on all data) ¹²	
	Total cars (Including Missed Scans and Unaffiliated)	Hospital	University	Hospital	University
L-1	115	45	36	39%	31%
L-1A	39	9	12	22%	31%
PS-9 (Hoover Garage)	413	342	10	83%	2%
Subtotal	566	396	58	70%	10%
L-2	89	22	32	25%	36%
CAM	472	225	127	48%	27%
Subtotal	561	247	159	44%	28%
L-3	92	54	9	58%	10%
Outside Subtotal	1,219	696	226	57%	19%
L-17	268	30	167	11%	62%
L-18	257	88	87	34%	34%
L-20	151	17	93	11%	62%
Roth Way	105	6	77	6%	73%
Museum Lots	148	4	111	2%	75%
Oak Road and Welch Road	69	22	25	32%	36%
PS-1 (Roth Way)	468	170	153	36%	33%
PS-5 (Stock Farm)	1,072	466	388	43%	36%
Inside Subtotal	2,536	801	1,099	32%	43%

Source: AECOM (2023)

¹² Percentages are based on all data averaged, not raw numbers in these tables.

Table F-17 5:30 PM Data – Fall 2022 – 2-week averages

Name	Raw Numbers 2-Week Average (Fall) Not Including Missed Runs			Percentages (average based on all data) ¹³	
	Total cars (Including Missed Scans and Unaffiliated)	Hospital	University	Hospital	University
L-1	65	24	19	36%	29%
L-1A	23	4	5	18%	22%
PS-9 (Hoover Garage)	256	204	6	80%	2%
Subtotal	343	232	30	67%	9%
L-2	41	11	14	26%	35%
CAM	287	158	57	55%	20%
Subtotal	328	169	71	51%	22%
L-3	84	45	7	54%	8%
Outside Subtotal	755	445	108	59%	14%
L-17	145	20	86	13%	59%
L-18	174	63	50	36%	29%
L-20	95	11	50	11%	52%
Roth Way	75	2	42	3%	55%
Museum Lots	70	1	50	1%	71%
Oak Road and Welch Road	67	16	24	24%	35%
PS-1 (Roth Way)	319	120	95	38%	30%
PS-5 (Stock Farm)	616	268	329	43%	53%
Inside Subtotal	1,560	499	723	32%	46%

Source: AECOM (2023)

¹³ Percentages are based on all data averaged, not raw numbers in these tables.

Table F-18 4:00 and 5:30 PM Data from Tables F-10 and F-11 – Fall 2022 – 2-week averages

Name	Combined 2-Week Average (Fall) Not Including Missed Runs			Percentages (average based on all data) ¹⁴	
	Total cars (Including Missed Scans and Unaffiliated)	Hospital	University	Hospital	University
L-1	218	173	8	80%	3%
L-1A	411	300	32	73%	8%
PS-9 (Hoover Garage)	216	127	31	59%	14%
Subtotal	844	600	70	71%	8%
L-2	424	202	108	48%	25%
CAM	210	111	40	53%	19%
Subtotal	634	313	148	49%	23%
L-3	511	237	137	46%	27%
Outside Subtotal	1,989	1,150	355	58%	18%
L-17	162	40	72	24%	44%
L-18	100	8	63	8%	63%
L-20	111	3	76	2%	68%
Roth Way	69	12	37	17%	54%
Museum Lots	267	93	88	35%	33%
Oak Road and Welch Road	695	293	241	42%	35%
PS-1 (Roth Way)	1,576	534	714	34%	45%
PS-5 (Stock Farm)	780	250	362	32%	46%
Inside Subtotal	3,761	1,231	1,652	33%	44%

Source: AECOM (2023)

¹⁴ Percentages are based on all data averaged, not raw numbers in these tables.

Conclusion

Table F 9 (7:00 and 8:30 AM Data from Tables F 7 and F 8 – 6 Week Averages), Table F 12 (4:00 and 5:30 PM Data from Tables F 10 and F 11 – Spring 2022 – 6 Week Averages), Table F 15 (7:00 and 8:30 AM Data from Tables F 13 and F 14– Fall 2022 – 2 Week Averages) and Table F 18 (4:00 and 5:30 PM Data from Tables F 10 and F 11 – Fall 2022 – 2-week averages) above display the necessary ratios used in calculating the adjustments for hospital parking that occurs inside the cordon (added to the total) and campus parking that occurs outside the cordon (subtracted from the total). This memo provides a high level of detail on the data collection process because the truck scanning is a newer approach to collecting this data. These data are also discussed in the body of the annual report. Future annual reports will provide the data inputs only, without the detailed methodological and data collection descriptions, until there is another change in how this data is collected for the Stanford No-Net-New-Trips Compliance Monitoring program.